

Automatic Text Summarization (ATS) for Research Documents in Sorani Kurdish

Rondik Hadi Abdulrahman and Hossein Hassani

University of Kurdistan Hewlêr

Kurdistan Region - Iraq

{rondik.hadi, hosseinh}@ukh.edu.krd

Abstract

Extracting concise information from scientific documents aids learners, researchers, and practitioners. Automatic Text Summarization (ATS), a key Natural Language Processing (NLP) application, automates this process. While ATS methods exist for many languages, Kurdish remains underdeveloped due to limited resources. This study develops a dataset and language model based on 231 scientific papers in Sorani Kurdish, collected from four academic departments in two universities in the Kurdistan Region of Iraq (KRI), averaging 26 pages per document. Using Sentence Weighting and Term Frequency-Inverse Document Frequency (TF-IDF) algorithms, two experiments were conducted, differing in whether the conclusions were included. The average word count was 5,492.3 in the first experiment and 5,266.96 in the second. Results were evaluated manually and automatically using ROUGE-1, ROUGE-2, and ROUGE-L metrics, with the best accuracy reaching 19.58%. Six experts conducted manual evaluations using three criteria, with results varying by document. This research provides valuable resources for Kurdish NLP researchers to advance ATS and related fields.

1 Introduction

With the vast influx of information brought by the internet, Automatic Text Summarization (ATS) has emerged as a vital tool within Natural Language Processing (NLP). ATS distills complex, dense texts—such as scientific journal articles—into concise summaries that highlight key information (Nikolov, 2020). This alleviates the need for users to spend hours comprehending lengthy documents, making information more accessible (Nazari and Mahdavi, 2019).

In today’s era, where quick access to information is essential, summarization enables the condensation of large volumes of text into meaningful summaries. Summarization techniques are categorized into two primary methods: extractive, which selects and combines sentences from the original text (Khademi and Fakhredanesh, 2020), and abstractive, which generates new sentences to convey the main ideas (Daneshfar et al., 2023). ATS can handle single-source texts or synthesize information from multiple sources, addressing diverse user needs (Nenkova and McKeown, 2012). Furthermore, query-based models have been developed to produce summaries tailored to specific user queries (Rahul et al., 2020).

The overwhelming availability of information online underscores the need for efficient systems to extract critical insights quickly (Rahul et al., 2020). Automated summarization addresses this challenge by offering an alternative to manual methods, which are time-consuming and labor-intensive. Over the past decades, research has proposed and tested various ATS models on diverse datasets (Rahul et al., 2020).

Users of ATS tools range from casual readers seeking quick access to news to researchers navigating vast amounts of academic publications (Elhadad, 2004). Despite advancements, current ATS systems face challenges in natural fluency and deep understanding of unstructured text, requiring further development of intricate NLP techniques (Vilca and Cabezudo, 2017).

Text summarization involves multiple NLP tasks such as tokenization, stopword removal, and stemming (Oliveira et al., 2016). ATS research has evolved over five decades, translating linguistic theories into practical applications to enhance human-machine interaction (Christian et al., 2016; Dutta et al., 2023). The rise of big data has amplified the need for NLP tools, particularly in managing the abundance of textual content from sources like scientific literature, web platforms, and news articles (Hunter and Cohen, 2006). ATS plays a pivotal role in filtering essential information from this content.

Machine learning approaches have been instrumental in ATS development, identifying features that help models generate accurate summaries. However, the effectiveness of these methods depends on the availability of suitable training corpora, which vary across languages and lack standardization (Neto et al., 2002).

The origins of Automatic Text Summarization (ATS) date back to the 1950s and 1960s, with Luhn (1958) pioneering work on "auto-abstracts," which relied on word frequency and distribution to score sentence importance. Later, Edmundson (1969) highlighted the limitations of frequency-based methods and introduced additional features such as cue words, title words, and sentence position to improve sentence selection.

In the 1970s and 1980s, AI-based summarization focused on rationalist techniques requiring hand-coded domain knowledge. These systems could produce summaries but were constrained by their dependence on domain-specific rules. By the 1990s, interest shifted away from such approaches, while Natural Language Generation (NLG) modules were paired with information extraction systems to produce more flexible summaries (Orasan, 2019).

Recent advancements in Natural Language Processing (NLP) and machine learning have led to the development of abstractive summarization, which mimics human summarization by understanding and rephrasing content. Although abstractive methods offer more natural summaries, they are computationally complex and require advanced NLP techniques (Shafiee and Shamsfard, 2018). Figure 1 illustrates the ATS process, which is classified by input (single-document or multi-document), purpose (domain-specific, generic, or query-based), and output (extractive or abstractive). The choices made in this study are highlighted in blue.

This study focuses on ATS for Sorani Kurdish research documents. Kurdish, an Indo-European language spoken by over 30 million people, comprises several dialects, including Sorani, Kurmanji, and others (Kurdish Academy, 2016; Hassani, 2018). Sorani is one of the primary dialects spoken in Iraq and Iran, with Kurdish communities also present in regions like Turkey, Syria, and beyond (Kreyenbroek and Sperl, 1991).

While text summarization research has been conducted for high- and low-resource languages such as English and Arabic, limited studies exist for Sorani Kurdish. This study aims to develop an ATS model tailored to Sorani Kurdish research documents. By employing NLP techniques, the proposed model will generate concise summaries, enabling Kurdish scholars to extract information efficiently. This work seeks to bridge language gaps in academic research, fostering collaboration and engagement within the Kurdish research community.

The Kurdish language remains low-resourced and suffers from necessary academic sup-

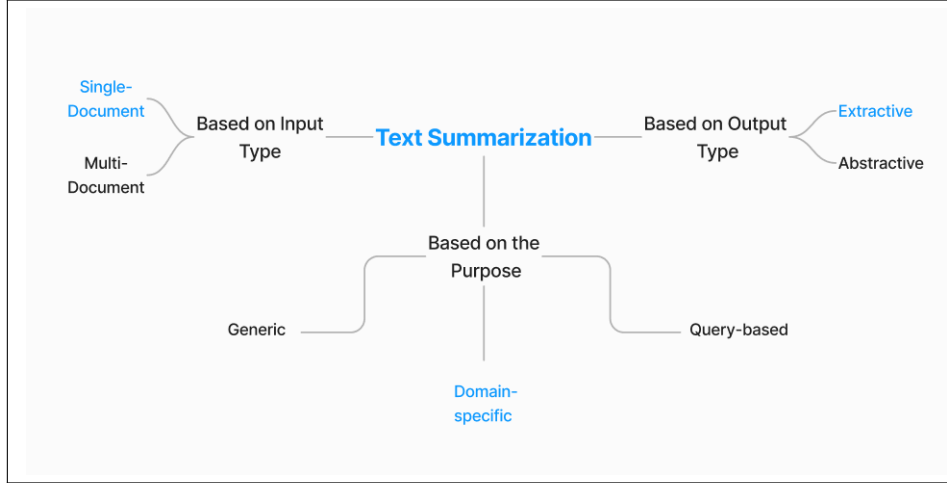


Figure 1: Types of Text Summarization Approaches, adapted and modified from (Chauhan, 2018).

port despite the existence of different dialects and a substantially large speaker population, (Kamal and Hassani, 2020). Furthermore, the language grapples with a lack of research initiatives, historical written texts, and comprehensive data collection activities (Hassani et al., 2019). Little research is conducted and readily available, and is concentrated within mostly in the Sorani dialect (Hassani, 2018). As the second most prevalent dialect, Sorani is primarily spoken among the 7 million individuals in the Kurdish communities across the regions of Iran and Iraq (Hassani et al., 2019).

The rest of this paper is organized into five sections: related works, method, results and discussion, and conclusion.

2 Related Work

This section reviews previous research relevant to the study and is divided into two parts. The first part focuses on prior work related to Automatic Text Summarization (ATS) in the Kurdish language, while the second part covers research on summarization of scientific papers.

2.1 ATS in Sorani Kurdish

Badawi (2023) introduces 'KurdSum,' recognized as the first benchmark dataset dedicated to text summarization in the Kurdish language, addressing a significant resource gap in Kurdish NLP. The KurdSum dataset is composed of news articles sourced from various Kurdish websites. Researchers utilized four extractive summarization models—LEXRANK, TEXTRANK, ORACLE, and LEAD-3—and three abstractive summarization models: Pointer-Generator, Sequence-to-Sequence, and Transformer-based approaches. The evaluation of abstractive methods revealed that the Pointer-Generator model achieved the highest ROUGE scores, surpassing other techniques. In extractive summarization, the ORACLE model delivered the best performance.

Daneshfar et al. (2023) has developed an annotated corpus specifically for abstractive Kurdish text summarization. This corpus, compiled from various online news articles, includes concise summaries and serves as a foundation for developing and evaluating an abstractive text summarization model utilizing the mT5 transformer model. The dataset encompasses diverse categories such as health, politics, and sports. The research leverages embeddings for five languages, fine-tuned on the Kurdish corpus, and emphasizes the use

of the mT5-base model. The model’s performance is evaluated using ROUGE and N-gram novelty metrics, where it surpasses a baseline extractive method (Lead-3).

2.2 ATS in Scientific Papers

Slamet et al. (2018) present a tool designed to automate the synthesis of Indonesian articles using TF-IDF and Vector Space Model (VSM) techniques. They organized their data before use by removing tables, figures, titles, and subtitles as well as abstracts of scientific articles. Their aim is to create abstracts that capture the essence of scientific articles and provide an effective alternative to manual synthesis. The system was tested using five Indonesian journal articles. The automatic abstracts generated by the system were compared with manually written abstracts to assess their similarity and effectiveness. The comparison was based on the presence of key phrases in both automatic and manual abstracts.

Nikolov et al. (2018) set forward a direction for text summarization using scientific articles both as a data basis for multi-sentence training and an inspiration source for document structure. They argue that the scientific paper format is structurally already containing summaries, in the form of the title and the abstract. They introduce two new datasets: title-gen, containing title-abstract pairs from biomed papers, and abstract-gen, containing abstract-body pairs from across domains. They evaluated a number of the extraction and abstraction neural compiled summarization approaches on these datasets. On the extraction side are the tfidf-emb and rwmd-rank approaches; on the abstraction side, there are the Long Short-Term Memory (LSTM), Convolutional Encoder-Decoder models (FConv), and Char-Level Encoder-Decoder models (C2C). The results indicate that the extractive approaches perform quite well, but the abstractive models, specifically fconv, perform best in the ability to generate coherent and relevant summaries.

Abu-Jbara and Radev (2011) introduce a method intended for generating readable, coherent summaries of scientific papers through citations. Their method utilizes posterior texts written by other researchers to underline the main aspects related to a target paper. Their work focuses on fluency, readability, and coherence of the summary. In this paper, the authors present an approach that applies three stages: preprocessing, extraction, and post-processing. They conduct experiments using the Association for Computational Linguistics (ACL) Anthology Network dataset for the evaluation of their approach. Results indicate huge gains over baseline systems, considering extraction quality and summary fluency. Their proposed approach obtained higher ROUGE scores and received better human ratings on coherence and readability compared to other techniques on summarization.

Ronzano and Saggion (2016) explore how citation information can be used to generate more effective scientific article summaries. The authors conducted experiments using the BioSumm2014 dataset, which is a set of collections of scientific papers, where each collection contains a reference paper and papers that are citing the reference paper in their bibliographies. What they first and foremost want to find out is the effect of injecting citation contexts on the goodness of their summary. Their methodology generates relevant sentences from the scientific paper’s sections like abstract, body, and citation context. Finally, all extracted sentences are ranked based on their ROUGE-2 score, which measures bigram overlap between generated and human reference summaries.

3 Method

We collect research documents from two universities in the Kurdistan Region of IRAQ. The texts are supposed to be in various forms, so we use different approaches and tools to convert them into plain texts. The data goes through several steps: cleansing, segmentation, tokenization, normalization, standardization, numeral unification, stemming, and stop word removal. Afterward, we apply the Sentence Weight and TF-IDF computations. Finally, the sentences are ranked in descending order based on their TF-IDF values to prioritize the most relevant content.

Once the data is ready, we create separate CSV files for training, validation, and testing of the models. In addition to the automated approach, we also perform a human-based evaluation in which we ask experts to rate the summarization output according to a five-point scale to evaluate the performance of our models.

4 Results and Discussion

4.1 Data Collection

We collected 231 research documents from four departments: Kurdish Language (66), Sociology (20), Social Sciences (44), and Political Sciences (101). Documents from the Kurdish Language, Sociology, and Social Sciences departments were obtained from the Zanco Academic Journal (ZJ) and the Lebanese French University (LFU) Journal. For Political Sciences, 55 documents were collected directly from the department (with permission), and 45 were sourced from the same journals. Access to ZJ was facilitated through the Salahaddin University Library, for which we were provided with a username and password. Table 1 summarizes the document counts, and average page numbers for each department.

Table 1: Total Collected Data

#	Department	Collected Documents	Avg pages	Domain Stop words
1	Political Sciences	101	32.5	22
2	Kurdish Language	66	23.1	18
3	Sociology	44	28.4	30
4	Social Sciences	20	30.4	6
*	Total	231	26	76

Additionally, domain-specific stop words were compiled for each department through expert consultation and online research, then validated by experts and saved in JSON files within the 'domain_stopwords' folder, later used in the model.

4.2 Data Conversion

Converting Kurdish language PDFs to text was challenging due to the lack of reliable OCR tools. We tried various OCR systems, including i2OCR, PDF2Doc, Adobe Reader, Foxit, and ABBYY, with mixed results depending on the document type. Saman Idrees assisted in converting 11 documents based on their work on Kurdish OCR (Idrees and Hassani, 2021). Foxit PDF Reader provided the best overall results, though some PDFs had encoding and font issues. To fix errors like extra line breaks, incorrect character rendering, and text alignment (right-to-left), we developed Python scripts. The entire

process took around two months, involving manual text verification, though the final documents are not 100% error-free.

4.3 Data Cleaning

After converting the documents, we cleaned the text by removing abstracts, references, tables, figures, side texts, headings, and titles, focusing solely on the body text for summarization. We noticed inconsistent formatting, punctuation errors, mixing of Arabic and English numerals, and variations in spelling of the same word (e.g., “که‌لیپور” and “که‌لیپور”). However, we kept the original text to preserve document integrity. Each document took about 20 minutes to clean, followed by a final check for accuracy.

4.4 Text Preprocessing

To ensure preprocessing accuracy, we executed the script after each step and reviewed the outputs. Results from each stage were saved in the 'process' folder. Table 2 shows the outcomes for the sample sentence: “روسا وهک ولاتکی کاربگه‌ری خاوه‌ن هت‌ز که توانه‌کی زۆری هه‌ه و ”. The 'Processed_doc.txt' file captures the text after tokenization, normalization, standardization, numeral unification, stemming, and stop word removal. The 'Processed_doc.xml' file stores the XML version for further analysis. To verify stop word removal, 'Debug_doc.txt' lists detected stop words and their count, confirming the removal of domain-specific stop words. The 'Processed_doc_tokens.txt' file displays all tokens, each on a separate line, to validate tokenization. We ensured script reliability by testing after each modification before moving to the next stage. We used the Punkt algorithm, which performs appropriately on Kurdish (Abdulrahman and Hassani, 2020), on our corpus for accurate segmentation. Next, we extracted features, converting the preprocessed text into numerical embeddings capturing semantic and contextual meaning. The segmentation and feature extraction results were saved as PKL files in the 'segmenters' and 'features' folders. In each run, the model performs these steps to refine its performance.

Table 2: Preprocessing output sample for the document 'doc'

#	Output file	Content
1	Processed_doc1.txt	روسا - ولات - کاربگه‌ر - خاوه‌ن - هت‌ز - - توانه‌ک - زۆر - هه‌ه - توان - دۆز - هاوکتشه - نتوده‌وله‌تی - رۆل - گه‌وره - بگرتی ،
2	Processed_doc1.xml	روسا - ولات - کاربگه‌ر - خاوه‌ن - هت‌ز ؛ - توانه‌ک - زۆر - هه‌ه - توان - دۆز - هاوکتشه - نتوده‌وله‌تی - رۆل - گه‌وره - <\s> بگرتی ،...
3	Debug_doc1.txt	Stop words removed one by one: (... , له , که , وهک), Number of stop words removed: 2375
4	Processed_doc1_tokens.txt	Line 1: -روسا- , Line 2: -ولات- , Line 3: -کاربگه‌ر- ,...

4.5 Developing the Model

After applying the Sentence Weight Algorithm, the script generated an output file named “Processed_Sentence_Weight.doc.txt,” verifying that the algorithm’s calculations were executed correctly. Table 3 displays the sentence weighting results for the sample sentence: “ههولَ بدرتَ سه رجه م پتكدادان و تهه لچوونه كان له چوارچتوهی ولاتانی هكهتی سۆقه تدا پتشیوو”. Each sentence in the document was assigned a weight between 0 and 1, indicating its relative importance within the text.

After obtaining these weights, we eliminated the bottom 50% of sentences with the lowest scores to retain the most significant content. We then applied the TF-IDF algorithm to evaluate word importance in each remaining sentence. Table 3 shows the TF-IDF score for the sample sentence, with the complete results saved in “Processed_TF-IDF.doc.txt” for verification.

Finally, the sentences were ranked in descending order based on their TF-IDF values to prioritize the most relevant content. The sorted output was saved in ‘Sorted_TF-IDF.doc.txt,’ confirming that the sorting process was performed accurately.

Table 3: The post-processing output sample for the document ‘doc’

#	Output file	Content
1	Processed_Sentence_Weight.doc.txt	Sentence: - - ههولَ بدرتَ سه رجه م - - پتک - دادان - - تهه لچوون - هکان - له - چتو - ولات - - ان - - هكهت - سۆقه ت - پت - شوو . Weight: 0.441
2	Processed_TF-IDF.doc.txt	Sentence: - - ههولَ بدرتَ سه رجه م - - پتک - دادان - - تهه لچوون - هکان - له - چتو - ولات - - ان - - هكهت - سۆقه ت - پت - شوو . TF-IDF Weight: 0.002

As we decided to evaluate our summary results against the abstracts of the documents, we first examined the length of the abstracts across all documents. Using a Python script, we calculated the average word count for each department’s abstracts and observed considerable variation. As shown in table 4, the average word count per department is presented alongside the overall average, which is approximately 182 words. Based on this analysis, we decided to limit the length of our summaries.

Table 4: Average Abstract Word Count by Department and Overall

#	Department	Abstract Avg. Word Count
1	Political Sciences	207.42
2	Kurdish Language	154.26
3	Sociology	180.09
4	Social Sciences	184.1
*	Average	181.46

The word count of our summaries varied depending on the structure and length of the

input documents. Documents with longer or more complex structures naturally produced more sentences, potentially resulting in longer summaries. Additionally, if the sentences in some documents were significantly longer or shorter than in others, this directly impacted the word count of the resulting summaries.

4.6 Evaluation

After completing the development and training of our model for ATS, we proceeded to evaluate its performance across various departments. The results were systematically saved for each department, ensuring that the outputs from different stages of the process—such as training, validation, and testing—were clearly delineated. This separation of summaries by stage enabled us to assess the model’s consistency and reliability. The model produced two primary types of summaries: a full summarization of the document and a more concise, final summary with a limited word count. Additionally, for each document, we generated a summary state file output. This output detailed the number of sentences included in the summary, the word count for each sentence, the total word count, and the total number of sentences. This level of detail provided further insights into the structure and effectiveness of the generated summaries.

We developed a Python script to prepare the dataset the mentioned domains (Kurdish Language, Political Sciences, Social Sciences, and Sociology) demonstrating its broad applicability. The script processes documents and summaries for each domain, creating separate CSV files for training, validation, and testing.

Due to the relatively small dataset (231 documents), we allocated 15% for testing, with the remaining 85% split into approximately 71% for training and 14% for validation. This results in 71 training, 15 validation, and 15 testing documents for Political Science; 46, 10, and 10 for Kurdish Language; 14, 3, and 3 for Social Science; and 30, 7, and 7 for Sociology. This ensures sufficient training data while reserving unseen data for evaluation, improving the model’s generalizability.

4.7 Experiments

We conducted two experiments on the available data. In the first experiment, the documents included their research conclusions, while in the second, these conclusions were excluded. This approach was taken to assess how the presence of conclusions would influence the summarization results. We have previously explained and clarified the number of documents for each department. We evaluated our results in both experiments. The difference between the average word count for each department individually and the combined average across all departments, which is 225.34 words, is shown in table 5.

Table 5: Difference in Average Word Count Between Documents With and Without a Conclusion

#	Department	Avg word with Con.	Avg word without Con.
1	Political Sciences	6179.22	5892.82
2	Kurdish Language	5840.98	5654.64
3	Sociology	5383.37	5146.65
4	Social Sciences	4565.65	4373.75
*	Average	5492.3	5266.96

4.7.1 First Experiment

The first experiment was conducted on documents that included their conclusions. The data were randomly divided into training, validation, and testing sets. For each document, we obtained summary results, which were then organized into three separate folders corresponding to training, validation, and testing. This separation allowed us to easily identify which documents were selected for each stage—training, validation, or testing. In a separate folder, the model stored the evaluation results for each document. Additionally, the model calculated and stored the average evaluation for all the documents within each department. The results for Precision, Recall, and F-Measure across all three ROUGE metrics—ROUGE-1, ROUGE-2, and ROUGE-L—are presented in table 6.

Table 6: ROUGE Evaluation Result with Conclusion

Departments	ROUGE-1		
	Precision	Recall	F-Score
Political Science	0.1267	0.1741	0.1410
Kurdish Language	0.1162	0.1726	0.1347
Sociology	0.1296	0.1645	0.1436
Social Science	0.1176	0.1948	0.1462
Average	0.122525	0.1765	0.141375
Departments	ROUGE-2		
	Precision	Recall	F-Score
Political Science	0.0260	0.0342	0.0285
Kurdish Language	0.0186	0.0239	0.0203
Sociology	0.0317	0.0339	0.0323
Social Science	0.0205	0.0349	0.0257
Average	0.0242	0.031725	0.0267
Departments	ROUGE-L		
	Precision	Recall	F-Score
Political Science	0.0881	0.1242	0.0993
Kurdish Language	0.0735	0.1105	0.0853
Sociology	0.1082	0.1343	0.1188
Social Science	0.0980	0.1613	0.1215
Average	0.09195	0.132575	0.106225

As observed in the results, ROUGE-1 yielded the best performance among the three metrics for each department. Additionally, the average ROUGE-1 score across all departments was the highest, while the ROUGE-2 score was the lowest among the three ROUGE metrics. Figure 2 provides a visual representation of the differences in scores, highlighting the model’s effectiveness in capturing lexical overlap (ROUGE-1), bi-gram overlap (ROUGE-2), and longest common subsequences (ROUGE-L) across the four departments.

4.7.2 Second Experiment

In the second experiment, we followed the same process as in the first experiment and obtained the results in the same manner. The key difference lies in the data, as the documents in this experiment did not include the research conclusions. The results for the three ROUGE metrics for this experiment can be seen in table 7.

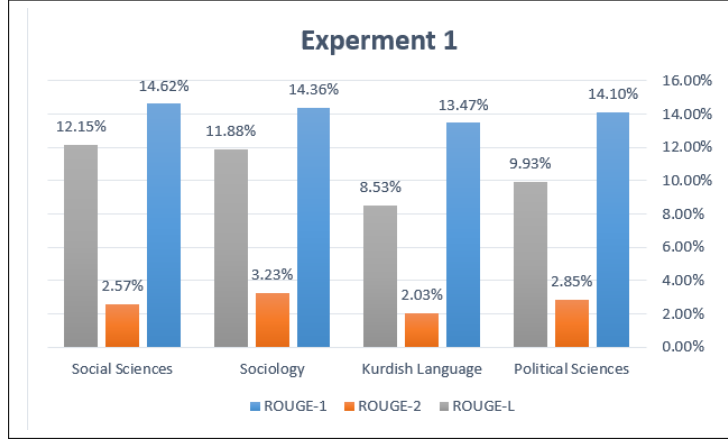


Figure 2: Visual representation of Experiment 1 results.

Table 7: ROUGE Evaluation Result without Conclusion

Departments	ROUGE-1		
	Precision	Recall	F-Score
Political Science	0.1240	0.1716	0.1375
Kurdish Language	0.0937	0.1692	0.1169
Sociology	0.1459	0.2228	0.1735
Social Science	0.1578	0.2659	0.1958
Average	0.13035	0.207375	0.155925
Departments	ROUGE-2		
	Precision	Recall	F-Score
Political Science	0.0208	0.0268	0.0224
Kurdish Language	0.0100	0.0156	0.0121
Sociology	0.0482	0.0672	0.0545
Social Science	0.0487	0.0818	0.0603
Average	0.031925	0.04785	0.037325
Departments	ROUGE-L		
	Precision	Recall	F-Score
Political Science	0.0858	0.1214	0.0961
Kurdish Language	0.0690	0.1268	0.0867
Sociology	0.1239	0.1876	0.1466
Social Science	0.1304	0.2189	0.1616
Average	0.102275	0.163675	0.12275

As shown in the results, similar to the first experiment, ROUGE-1 yielded the best performance among the three metrics for each department. Once again, the average ROUGE-2 score across all departments was the lowest among the three ROUGE metrics. Figure 3 illustrates the score variations in Experiment 2, showcasing the model’s performance in ROUGE-1, ROUGE-2, and ROUGE-L across the four departments, while figure 4 compares the ROUGE-1 results of both experiments.

Two separate experiments were conducted to evaluate our model’s performance, each involving the processes of training, validation, and testing on its respective dataset. Both experiments were performed on the same server, equipped with 146 GB of RAM and 46 cores. In the first experiment, which included research papers with their conclusion

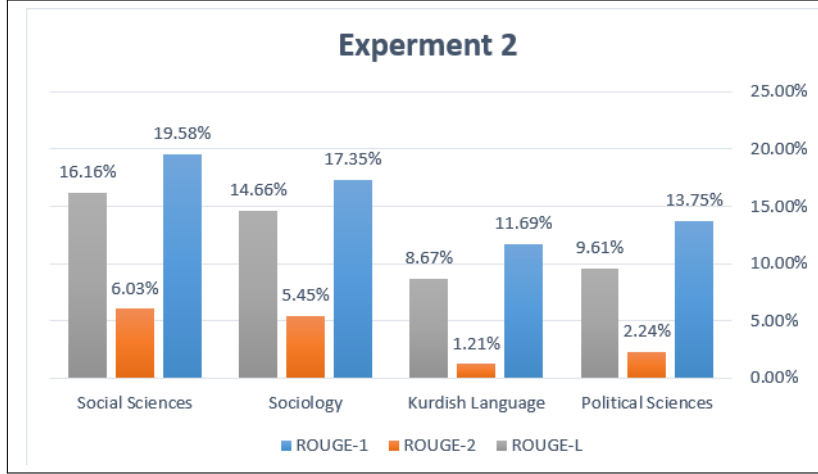


Figure 3: Visual representation of Experiment 2 results.

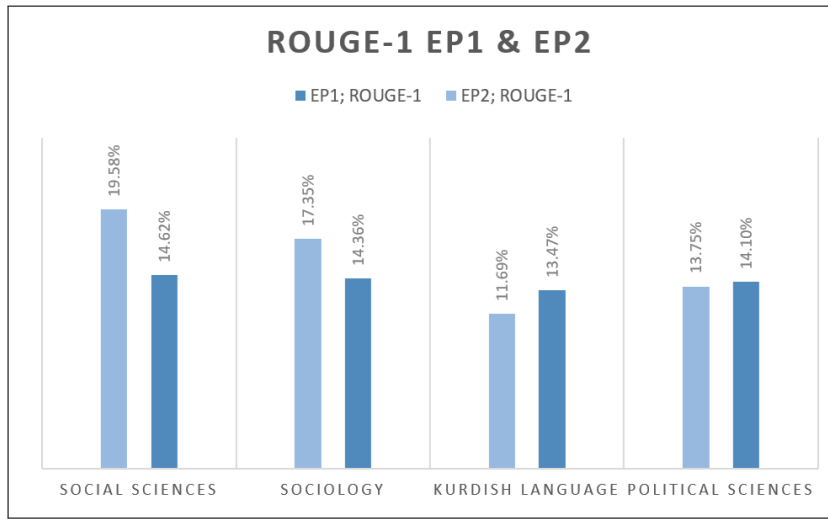


Figure 4: Comparison of ROUGE-1 results from both experiments.

sections, the training process took approximately 22 hours. In the second experiment, which excluded these conclusions, training took around 20 hours under similar conditions. For both experiments, the data was split into 70% for training, 15% for validation, and 15% for testing.

4.8 Human-based Evaluation

This section presents the manual evaluation conducted by six experts, who assessed the summaries by completing three evaluation forms that we prepared specifically for this purpose.

4.8.1 First Approach

This manual evaluation involved asking domain experts to compare the abstract of the research documents with our generated summaries. The evaluation was conducted on documents from the 'Kurdish Language' and 'Political Science' departments. A selection of documents from each department was prepared for expert review. We collaborated with two evaluators who provided expertise in Kurdish language and Political Law. Both evaluators reviewed and rated the documents, contributing to the assessment of our re-

Table 8: Comparison of Experimental Setups and Results

Feature	Experiment 1	Experiment 2	Remarks
Dataset	Research papers including conclusion sections	Research papers excluding conclusion sections	Difference in inclusion of conclusion sections.
Training Time	Approximately 22 hours	Approximately 20 hours	Slightly longer training time for Experiment 1.
Server Configuration	146 GB RAM, 46 cores	146 GB RAM, 46 cores	Same server setup for both experiments.
Data Split Ratio	70% training, 15% validation, 15% testing	70% training, 15% validation, 15% testing	Identical data splits used in both experiments.
Best Evaluation Result	14.62%(ROUGE-1, Social Science department)	19.58%(ROUGE-1, Social Science department)	Both results achieved in the same evaluation metric and domain.

sults. Figures 5 and 6 visualize these results in chart form. The results are based on the experts’ responses to a structured evaluation form that we provided. Each question on the form was rated on a five-point scale: very poor, poor, fair, good, and excellent.

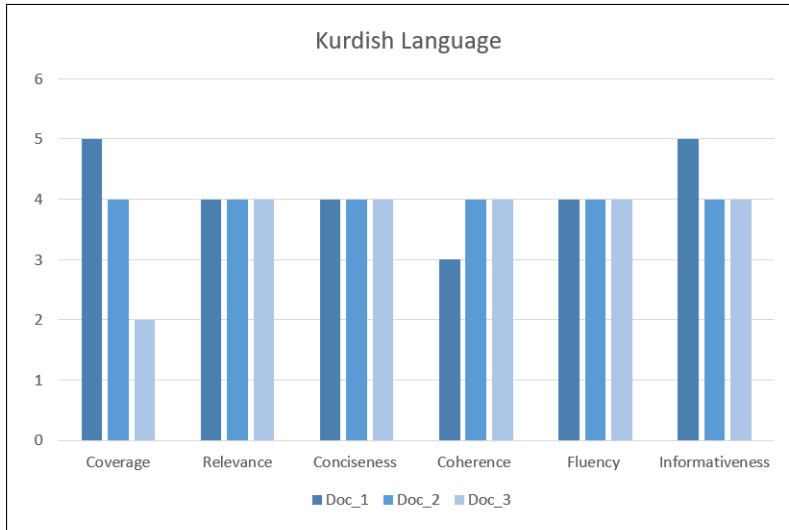


Figure 5: Comparison of Evaluator Feedback for the Kurdish Language Department Document

4.8.2 Second Approach

A second evaluation form, available in both Kurdish and English, was designed to address concerns raised in the initial evaluation. Unlike the first form, which focused on rating scales, this version emphasized detailed feedback by comparing generated sum-

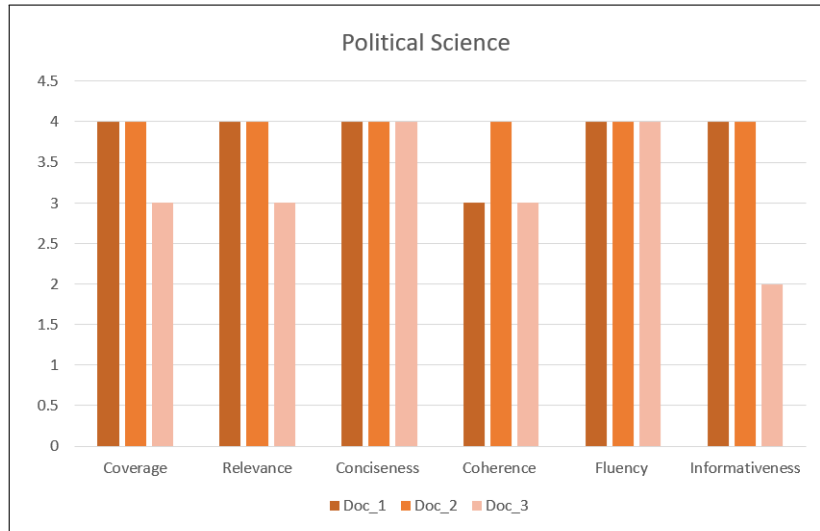


Figure 6: Comparison of Evaluator Feedback for the Political Science Department Document

maries with research abstracts. It included 12 questions—six assessing content quality and six evaluating grammatical accuracy. The content questions examined whether the summary captured the main idea, included key details, maintained factual accuracy, was concise, logically structured, and easy to understand. The grammar questions checked for errors, fluency, appropriate vocabulary, proper sentence structure, coherence, and spelling or punctuation issues. Figures 7, 8, and 9 visualize the results of this evaluation in chart form. These results are based on the experts’ responses to the structured evaluation form. The chart represents three evaluation stages: 0, 0.5, and 1. A score of 0 indicates a negative response, suggesting the evaluator identified shortcomings in the summary based on the 12 criteria. A score of 0.5 reflects a neutral stance, indicating a mix of positive and negative aspects. A score of 1 represents a positive response. The evaluation was conducted by three experts, and the scores are reported for three documents, referred to as Document A, Document B, and Document C.

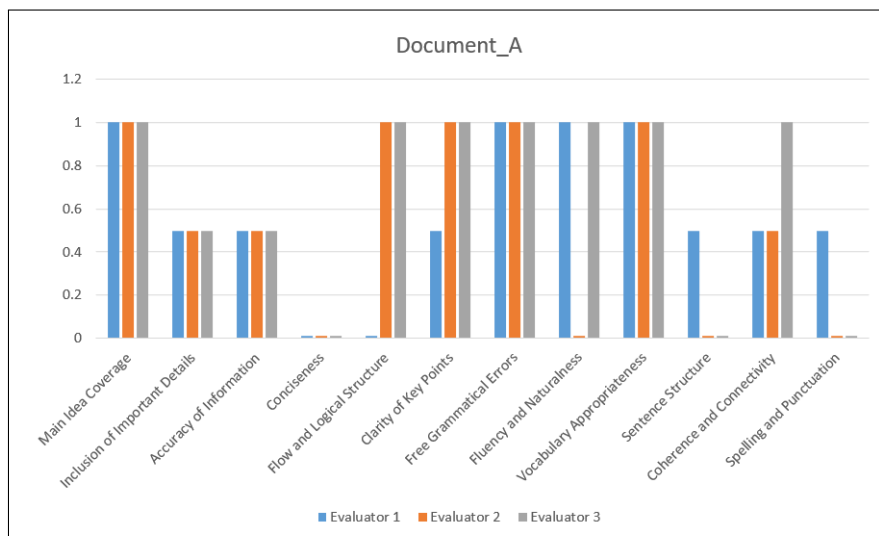


Figure 7: Comparison of Evaluator Feedback for Doc_A Second Evaluation.

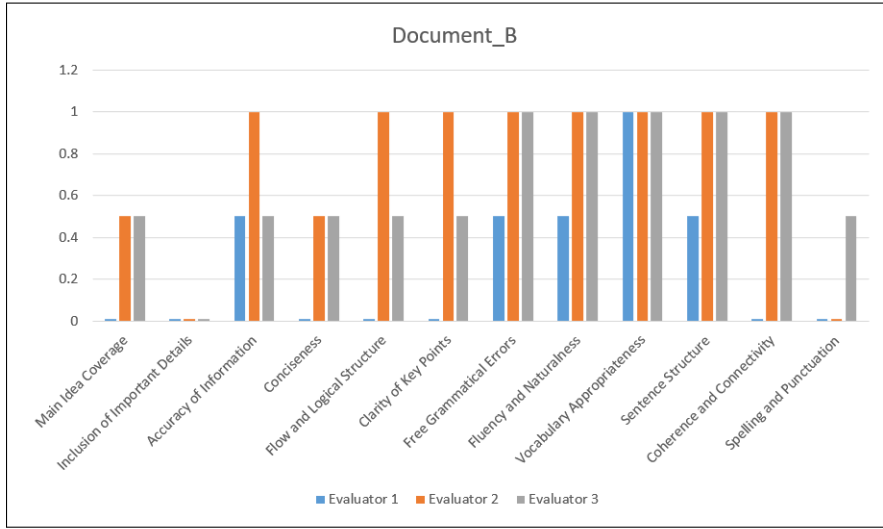


Figure 8: Comparison of Evaluator Feedback for Doc_A Second Evaluation.

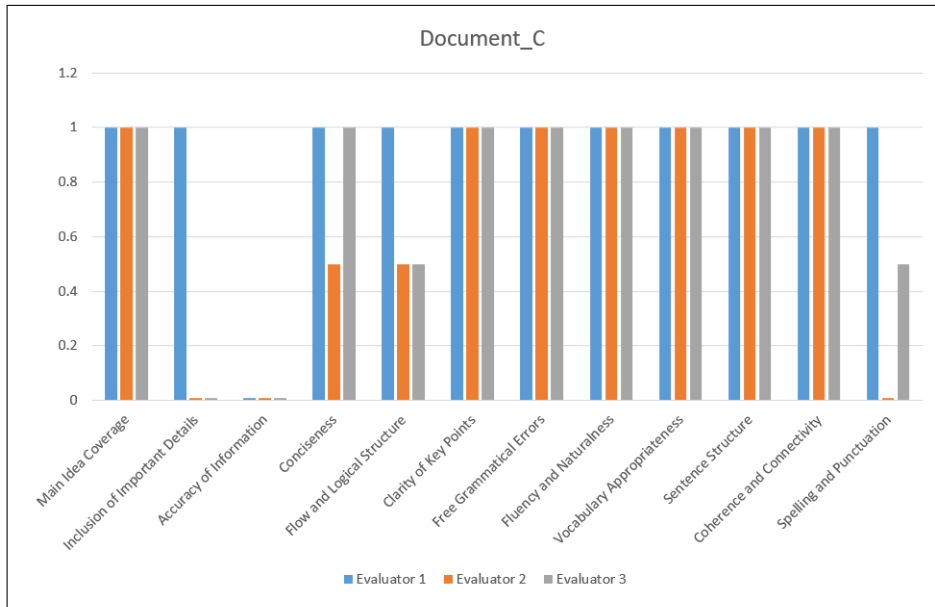


Figure 9: Comparison of Evaluator Feedback for Doc_A Second Evaluation.

4.8.3 Third Approach

In this evaluation, to ensure the accuracy of the generated summaries, evaluators first read the full research document, then reviewed the generated summary, and finally completed an evaluation form. This approach ensured that the evaluation was based on the document itself, not influenced by its abstract. The form, prepared in both Kurdish and English, contained ten open-ended questions covering content quality and grammatical accuracy. It assessed whether the summary captured the main ideas, included essential details, maintained factual accuracy, was concise, and had a logical flow. It also checked for grammatical errors, appropriate vocabulary, proper sentence structure, and any spelling or punctuation issues. Figures 10 and 11 visualize the results of this evaluation in chart form. These results are based on the experts' responses to the structured evaluation form. The chart represents three evaluation stages: 0, 0.5, and 1. A score of 0 indicates a negative response, meaning the evaluator found significant issues based on the ten

evaluation criteria. A score of 0.5 indicates a neutral response, reflecting a balance of positive and negative observations. A score of 1 represents a positive evaluation. This evaluation was conducted by four experts for two documents—Document A and Document B—with each document being evaluated by two experts.

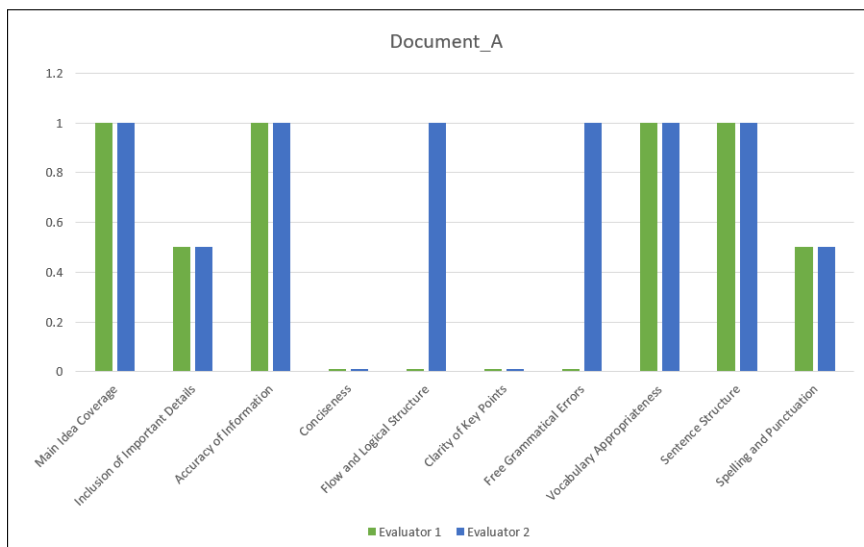


Figure 10: Comparison of Evaluator Feedback for Doc_B Third Evaluation.

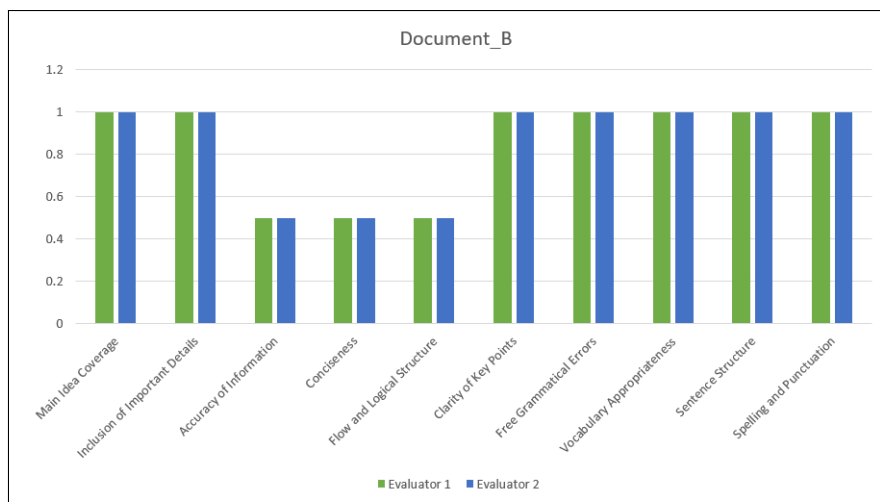


Figure 11: Comparison of Evaluator Feedback for Doc_B Third Evaluation.

5 Conclusion and Future Work

Summarization plays a crucial role in our technological lives today, especially in the research field, where researchers must review numerous studies to gain insights and understand their content. To save time, automated summarization proves to be a necessary and important tool in this area. This work presents an ATS model for Kurdish Sorani research documents. The data includes research written in this language, collected from four departments, both directly and from their associated journals, totaling 231 documents. In our model’s methodology, preprocessing steps were conducted, including segmentation and feature extraction. The model then employs two algorithms, Sentence Weighting and

TF-IDF, to generate an extracted summary. We trained our data in two experiments: The first experiment included research documents with their conclusions. The second experiment excluded the conclusions from the research documents. The study includes both manual and automated ROUGE evaluations by comparing the research abstracts with our generated summaries. We also compared the results from the two experiments. Our study developed an ATS model capable of performing domain-specific summarization for research written in Sorani Kurdish. As a result of our experiments, we obtained average accuracy results with the conclusions removed from the research documents. Finally, our best result was a ROUGE-1 score of 19.58%. To improve the performance and accuracy of Automatic Text Summarization (ATS) for Kurdish research documents, several enhancements can be considered. Incorporating additional algorithms into the model could enhance summary quality. Expanding the dataset and applying the model to diverse domains, along with ensuring clean, accurate data, would further improve performance. Experimenting with different data splits may also yield better results. Future work could involve training the model on various text types beyond research papers and extending it to other Kurdish dialects. Improving preprocessing is crucial, as Kurdish lacks robust tools compared to high-resource languages. Finally, transitioning from extractive to abstractive summarization could produce more natural, human-like summaries. These steps can help advance ATS systems for Kurdish texts.

Acknowledgment

We would like to express our sincere gratitude to Lecturer Mr. Hawkar Jabbar HamadAli for his invaluable support with data collection, reaching out to manual evaluators, and participating as a manual evaluator in the role of a writer. We also thank Mr. Saman Idress Mahmood, MSc graduate from the University of Kurdistan Hawler, for assisting with converting our data from PDF to text. We are deeply grateful to the experts who contributed to the manual evaluation process: Asst. Prof. Barzan Jawhar Sadiq (Salahaddin University, Political Science Department), Dr. Azad Aziz Sleman (Salahaddin University, Kurdish Department), Dr. Awara Kamal Salih (Erbil Polytechnic University, Kurdish Department), Dr. Awat Ahmad Mohammed Salih (Lebanese French University, Kurdish Department), and Dr. Hazhar Ahmad Abdulghafur (Sorani University, Kurdish Department). We also appreciate the support of the staff at the General Library of Salahaddin University, especially Ms. Snoor Balani, for providing the necessary access credentials. Additionally, we are thankful to Dr. Ali Abbas Mahmood for his assistance with proofreading this thesis.

References

- Abdulrahman, R. O. and Hassani, H. (2020). Using punkt for sentence segmentation in non-latin scripts: Experiments on kurdish (sorani) texts. In Kathleen Siminyu, et al., editors, *1st AfricaNLP Workshop Proceedings, AfricaNLP@ICLR 2020, Virtual Conference, Formerly Addis Ababa Ethiopia, 26th April 2020*.
- Abu-Jbara, A. and Radev, D. (2011). Coherent citation-based summarization of scientific papers. In Dekang Lin, et al., editors, *Proceedings of the 49th Annual Meeting of the Association for Computational Linguistics: Human Language Technologies*, pages 500–509, Portland, Oregon, USA, June. Association for Computational Linguistics.
- Badawi, S. (2023). KurdSum: A new benchmark dataset for the kurdish text summarization. *Natural Language Processing Journal*, 5:100043.

- Chauhan, K. (2018). Unsupervised text summarization using sentence embeddings. Jatana, August. Published: Aug 6, 2018.
- Christian, H., Agus, M. P., and Suhartono, D. (2016). Single document automatic text summarization using term frequency-inverse document frequency (TF-IDF). *ComTech Computer Mathematics and Engineering Applications*, 7(4):285–294. <https://journal.binus.ac.id/index.php/comtech/article/download/3746/3037>.
- Daneshfar, F., Yamini, P., and Ghorbani, A. (2023). Construction of an annotated corpus for Kurdish Abstractive text summarization. In *1st International Conference and 6th National Conference on Computers, information technology and applications of artificial intelligence*.
- Dutta, S., Das, A. K., Ghosh, S., and Samanta, D. (2023). Graph-based clustering technique for microblog clustering. In Soumi Dutta, et al., editors, *Data Analytics for Social Microblogging Platforms, Hybrid Computational Intelligence for Pattern Analysis*, pages 165–192. Academic Press.
- Edmundson, H. P. (1969). New methods in automatic extracting. *J. ACM*, 16:264–285.
- Elhadad, N. (2004). User-sensitive text summarization thesis summary. In *AAAI Conference on Artificial Intelligence*.
- Hassani, H., Ahmadi, S., and McCrae, J. (2019). Towards Electronic Lexicography for the Kurdish Language. In *eLex 2019*, 10.
- Hassani, H. (2018). BLARK for Multi-dialect Languages: Towards the Kurdish BLARK. *Language Resources and Evaluation*, 52(2):625–644.
- Hunter, L. and Cohen, K. B. (2006). Biomedical language processing: What’s beyond PubMed? *Molecular Cell*, 21(5):589–594. Publisher: Elsevier.
- Idrees, S. and Hassani, H. (2021). Exploiting script similarities to compensate for the large amount of data in training tesseract lstm: Towards kurdish ocr. *Applied Sciences*, 11(20).
- Kamal, Z. and Hassani, H. (2020). Towards Kurdish text to sign translation. In Eleni Efthimiou, et al., editors, *Proceedings of the LREC2020 9th Workshop on the Representation and Processing of Sign Languages: Sign Language Resources in the Service of the Language Community, Technological Challenges and Application Perspectives*, pages 117–122, Marseille, France, May. European Language Resources Association (ELRA).
- Khademi, M. E. and Fakhredanesh, M. (2020). Persian automatic text summarization based on named entity recognition. *Iranian Journal of Science and Technology, Transactions of Electrical Engineering*, pages 1–12.
- Philip G. Kreyenbroek et al., editors. (1991). *The Kurds: A Contemporary Overview*. Springer.
- Kurdish Academy. (2016). Kurdish academy of language. <https://kurdishacademy.org/?p=141>. Accessed: February 21, 2024.
- Luhn, H. P. (1958). The automatic creation of literature abstracts. *IBM Journal of Research and Development*, 2(2):159–165.
- Nazari, N. and Mahdavi, M. A. (2019). A survey on automatic text summarization. *Journal of AI and Data Mining*, 7(1):121–135.
- Nenkova, A. and McKeown, K., (2012). *A Survey of Text Summarization Techniques*, pages 43–76. Springer US, Boston, MA.
- Neto, J., Freitas, A., and Kaestner, C. (2002). Automatic Text Summarization Using a Machine Learning Approach. In *Advances in Artificial Intelligence*, volume 2507, pages 205–215, 11.
- Nikolov, N. I., Pfeiffer, M., and Hahnloser, R. H. R. (2018). Data-driven summarization of scientific articles. *CoRR*, abs/1804.08875.
- Nikolov, N. I. -V. (2020). Abstractive document summarization in high and low resource settings.

- Oliveira, H., Ferreira, R., Lima, R., Lins, R. D., Freitas, F., Riss, M., and Simske, S. J. (2016). Assessing shallow sentence scoring techniques and combinations for single and multi-document summarization. *Expert Systems with Applications*, 65:68–86.
- Orasan, C. (2019). Automatic summarisation: 25 years on. *Natural Language Engineering*, 25:735 – 751.
- Rahul, Adhikari, S., and Monika. (2020). NLP based machine learning approaches for text summarization. In *2020 Fourth International Conference on Computing Methodologies and Communication (ICCMC)*, pages 535–538.
- Ronzano, F. and Saggion, H. (2016). An empirical assessment of citation information in scientific summarization. In Elisabeth Métais, et al., editors, *Natural Language Processing and Information Systems*, pages 318–325, Cham. Springer International Publishing.
- Shafee, F. and Shamsfard, M. (2018). Similarity versus relatedness: A novel approach in extractive persian document summarisation. *Journal of Information Science*, 44(3):314–330.
- Slamet, C., Atmadja, A. R., Maylawati, D. S., Lestari, R. S., Darmalaksana, W., and Ramdhani, M. A. (2018). Automated text summarization for Indonesian article using vector space model. *IOP Conference Series: Materials Science and Engineering*, 288(1):012037, jan.
- Vilca, G. C. V. and Cabezudo, M. A. S. (2017). A study of abstractive summarization using semantic representations and discourse level information. In Kamil Ekštejn et al., editors, *Text, Speech, and Dialogue*, pages 482–490, Cham. Springer International Publishing.