

50, 55, 62, 67, 69, 73, 78], and with the powerful generative capabilities of diffusion models, it is now possible to restore high-quality faces from highly degraded images. DR2 [67] contributes by transforming input images into noisy states and iteratively denoising them to capture essential semantic information. DiffBIR [35], leveraging the generative power of pre-trained LDM as a prior, greatly improves facial detail restoration. OSDFace [62] reduces the multi-step sampling in diffusion to a single step, achieving faster inference speeds while maintaining good image restoration quality. Additionally, super-resolution models like SUPIR [76] and StableSR [61] have also been widely used in this competition, reflecting the strong capabilities of diffusion models in real-world face restoration.

Collaborating with the 2025 New Trends in Image Restoration and Enhancement (NTIRE 2025) workshop, we developed a challenge focused on real-world face restoration. This challenge aims to restore high-quality (HQ) face images from degraded low-quality (LQ) inputs, striving for more detailed textures and realistic face images while maintaining consistent ID. The goal is to design a network or solution that achieves high-quality restoration with the best perceptual performance, and to determine the prevailing trends in face restoration network design.

This challenge is one of the NTIRE 2025¹ Workshop associated challenges on: ambient lighting normalization [58], reflection removal in the wild [72], shadow removal [57], event-based image deblurring [52], image denoising [53], XGC quality assessment [36], UGC video enhancement [44], night photography rendering [13], image super-resolution (x4) [6], real-world face restoration [7], efficient super-resolution [43], HR depth estimation [79], efficient burst HDR and restoration [27], cross-domain few-shot object detection [14], short-form UGC video quality assessment and enhancement [29, 30], text to image generation model quality assessment [17], day and night raindrop removal for dual-focused images [28], video quality assessment for video conferencing [20], low light image enhancement [37], light field super-resolution [65], restore any image model (RAIM) in the wild [33], raw restoration and super-resolution [9] and raw reconstruction from RGB on smartphones [10].

2. NTIRE 2025 Real-world Face Restoration

This challenge focuses on restoring real-world degraded face images. The task is to recover high-quality face images with rich high-frequency details from low-quality inputs. At the same time, the output should preserve facial identity to a reasonable degree. There are no restrictions on computational resources such as model size or FLOPs. The main goal is to achieve the best possible image quality and identity consistency.

¹<https://www.cvlai.net/ntire/2025/>

2.1. Dataset

We recommend using the FFHQ [22] dataset for training, which contains 70,000 high-quality face images. Participants are also allowed to use additional datasets during the training phase. Different image sets are used for the development and testing stages. All test images are sampled from the following five datasets: 50 images from CelebChild-Test [63] and 100 images each from the LFW-Test [63], WIDER-Test [84], CelebA [21] and WebPhoto-Test [63].

FFHQ. The FFHQ dataset contains 70,000 high-quality face images with diverse attributes and demographics. Due to its consistency and resolution, FFHQ is widely used as a training set for face restoration and generation tasks.

LFW-Test. The LFW-Test is derived from the Labeled Faces in the Wild (LFW) dataset [19], consisting of 1,711 low-quality in-the-wild faces. It is formed by selecting the first image of each identity from the validation partition.

WIDER-Test. The WIDER-Test set contains 970 low-quality real-world images, sampled from the WIDER FACE dataset. It includes faces under challenging conditions such as extreme pose, occlusion, and illumination.

CelebChild-Test. The CelebChild-Test set contains 180 childhood face images of celebrities collected from the internet. CelebChild-Test features many black-and-white or low-quality images that reflect severe degradation.

WebPhoto-Test. The WebPhoto-Test set is built from 188 real-world photos crawled from the Internet, with 407 faces detected. The WebPhoto dataset features complex degradations such as aging, detail loss, and color fading.

CelebA. The CelebA dataset in the challenge is sampled from the validation set of the CelebFaces Attributes (CelebA) dataset [21], which contains 19,867 images at a resolution of 178×218 . All images are center-cropped to 178×178 and then upsampled to 512×512 .

2.2. Competition

Participants are ranked based on the visual quality of their restored face images, while ensuring identity consistency with the corresponding low-quality input faces from the test set. Submissions are required to maintain identity similarity above a threshold, allowing no more than 10 low-similarity cases, and aim to maximize perceptual quality scores.

2.2.1. Challenge Phases

Development and Validation Phase: Participants are provided with 70,000 high-quality images from the FFHQ dataset, along with 450 low-quality (LQ) images sampled from five real-world datasets. By applying simulated degradations, participants can construct training pairs for supervised restoration. Additional datasets are also permitted for training. During this phase, restored high-quality images can be submitted to the CodaLab evaluation server to obtain perceptual quality scores: CLIPQA [60] and MUSIQ [23].

Testing Phase: During the final testing phase, participants are given 450 new LQ test images, distinct from those used in development. Additionally, participants are required to upload their restored images to the Codalab server and email their code along with a factsheet to the organizers. The organizers will verify the submitted code and publish the final results after the challenge concludes.

2.2.2. Evaluation Procedure

Step 1: Identity Similarity Measurement. We use a pre-trained AdaFace [25] model to extract identity embeddings from both the input low-quality (LQ) images and the restored high-quality (HQ) images, and compute the cosine similarity between them. Due to varying degrees of degradation across datasets, different thresholds are applied for different sources. For the Wider-Test and WebPhoto-Test datasets, the threshold is set to 0.3. For the LFW-Test and CelebChild-Test datasets, the threshold is set to 0.6. For the CelebA dataset, the threshold is set to 0.5.

Step 2: Image Quality Assessment. We evaluate the restored HQ images using several no-reference image quality assessment (IQA) metrics: NIQE [81], CLIPQA [60], MANIQA [74], MUSIQ [23], and Q-Align [68], as well as the FID score with respect to the FFHQ dataset as a reference. To ensure fairness and reproducibility, the final ranking is mainly based on the results produced by the submitted code. These results are used for reproduction and verification. The Codalab submission serves as auxiliary confirmation, and minor differences in scores are acceptable. The evaluation scripts are available at https://github.com/zhengchen1999/NTIRE2025_RealWorld_Face_Restoration, which also includes the source code and pre-trained models of participating methods. The teams are ultimately ranked based on the overall perceptual score, which is computed by

$$\text{Score} = \text{CLIPQA} + \text{MANIQA} + \frac{\text{MUSIQ}}{100} + \frac{\text{QALIGN}}{5} + \max\left(0, \frac{10 - \text{NIQE}}{10}\right) + \max\left(0, \frac{100 - \text{FID}}{100}\right).$$

3. Challenge Results

Table 1 presents the final rankings and results of the teams. A comprehensive description of the evaluation process is outlined in Sec. 2.2. The top 5 teams, along with their method details, are provided in Sec. 4, while the remaining teams are listed in Sec. A of the supplementary materials. In addition, team member information can be found in Sec. B of the supplementary materials. The AllForFace team achieved the top ranking in this challenge. Furthermore, three teams did not pass the AdaFace ID test, and as a result, their scores are not deemed valid.

3.1. Architectures and main ideas

Throughout the challenge, various novel approaches were proposed to enhance the performance of face restoration. In the following, we highlight some key ideas observed in the submitted solutions.

- 1. Diffusion-based generative priors are widely utilized.** Diffusion models have become the primary choice for enhancing high-frequency details and realism in face restoration. Many participants leveraged a two-stage framework, first removing degradations via CNN-based or Transformer-based restorers and subsequently refining results using diffusion-based generative modules such as DiffBIR [35]. For example, the IIL team further explored a highly efficient one-step diffusion model (SDFace) distilled from SDXL-Turbo, achieving fast inference with strong perceptual performance through end-to-end diffusion generation.
- 2. Incorporating Transformer-based priors improves identity consistency.** Preserving facial identity was a core objective, prompting participants to integrate Transformer-based modules like CodeFormer [84] or Vision Transformers. These methods provided robust structural guidance, improving identity preservation even in severely degraded scenarios. For example, the ACVLab team combined CodeFormer and DiffBIR in a two-stage pipeline, leveraging the Transformer prior in the first stage to enhance structural fidelity under diverse degradation conditions.
- 3. Fusing diverse generative priors for progressive face restoration.** Some participants explored integrating multiple generative priors—such as GANs, diffusion models, VAEs, and Transformer-based modules—to tackle different aspects of face restoration. This year’s winning team, SRC-B, adopted a three-stage pipeline that sequentially applied StyleGAN for identity fidelity, a diffusion model for texture realism, and a VAE guided by vision foundation models for naturalness. This progressive fusion allowed targeted optimization across stages, achieving high perceptual quality and structural consistency.
- 4. Dynamic adaptive weighting of multiple restoration modules.** Some innovative approaches involved adaptive architectures employing conditional gating or Mixture-of-Experts (MoE) frameworks. These methods dynamically weighted different restoration modules based on image degradation severity, ensuring optimal balance between perceptual quality and identity fidelity. For example, the AIIALab team proposed a dual-model MoE framework that adaptively fuses the outputs of DiffBIR and CodeFormer using a lightweight gating network, enabling flexible control over structural fidelity and texture realism.

Team No.	Team Name	Rank	NIQE	CLIPQA	ManIQA	MUSIQ	Q-Align	FID	Adaface Score	Failed images	ID Validation	Total Score
18	AllForFace	1	3.9810	0.9517	0.7035	77.5865	4.4236	55.3807	0.8224	1	✓	4.3638
7	IIL	2	3.6979	0.9337	0.6826	78.4876	4.2337	52.2038	0.8503	1	✓	4.3561
9	PISA-MAP	3	4.5488	0.9480	0.6603	78.8849	4.5209	57.3616	0.7904	2	✓	4.2728
10	MiPortrait	4	5.8223	0.9729	0.7725	78.2018	4.6092	64.3907	0.7452	5	✓	4.2231
2	AIIA	5	4.2946	0.9046	0.6559	77.0162	4.2834	60.0422	0.7497	2	✓	4.1575
14	UpHorse	6	5.7813	0.8834	0.7444	76.0564	4.5482	61.0268	0.7303	2	✓	4.1095
11	CX	7	5.3603	0.7780	0.6336	75.2278	4.3585	53.4188	0.8388	3	✓	3.9654
16	AIIALab	8	5.0737	0.7554	0.6231	75.7016	4.3272	56.5300	0.6541	10	✓	3.9283
8	ACVLab	9	6.0577	0.8077	0.6951	76.8980	4.3840	62.2699	0.7539	1	✓	3.9201
4	HH	10	6.3267	0.8000	0.6591	75.6512	4.3302	60.1384	0.7934	3	✓	3.8475
3	Fustar-fsr	N/A	4.2674	0.7933	0.6605	77.6443	4.3848	59.9098	0.4485	229	×	4.0814
6	Night Watch	N/A	6.5009	0.8593	0.7786	77.1615	4.5075	76.5814	0.5348	130	×	3.8952
17	IPCVC	N/A	5.4568	0.6781	0.5298	71.0464	4.1491	55.7525	0.6380	17	×	3.6450

Table 1. Results of NTIRE 2025 Real-world Face Restoration Challenge. The testing was conducted on the test dataset, consisting of 450 images from CelebChild-Test, LFW-Test, WIDER-Test, CelebA, and WebPhoto-Test. Participants were required to pass the AdaFace ID Test first to qualify for ranking. The final results were calculated based on the weighted score of no-reference IQA metrics for the ranking.

5. **Iterative latent-space optimization provides image-specific refinement.** Advanced methods applied iterative optimization techniques in the diffusion latent space, guided by no-reference IQA metrics such as CLIP-IQA [60] and MUSIQ [23]. This approach provided effective per-image fine-tuning, significantly boosting subjective quality. For example, the PISA-MAP team employed MAP estimation in the diffusion latent space, iteratively optimizing each image under the guidance of multiple NR-IQA metrics, which effectively enhanced perceptual quality in a content-aware manner.

3.2. Participants

This year, the real-world face restoration challenge saw 141 registered participants, with 13 teams submitting their valid models, and finally, 10 teams had a valid score in the final ranking. These entries set a new standard for the state-of-the-art in face restoration.

3.3. Fairness

A set of rules is instituted to maintain the fairness of the competition. (1) The use of FFHQ dataset for training, with no overlapping images from the five test datasets: LFW-Test, WIDER-Test, CelebChild-Test, CelebA, and WebPhoto-Test, is required. (2) Training with additional datasets, e.g., FFHQ, is permitted. (3) The application of no-reference IQA and simulated degradation pipelines during training and testing is considered a fair practice.

3.4. Conclusions

The insights gained from analyzing the results of the face restoration challenge are summarized as follows:

1. This competition has driven advancements in the field of face restoration, with the proposed techniques significantly improving performance in practical applications.

2. Diffusion-based approaches are capable of generating highly realistic face images, while Transformer-based methods have demonstrated excellent performance in maintaining facial features and achieving high fidelity.
3. By combining multiple models and feature extraction methods and performing joint optimization, the final results yield natural and realistic face images.

4. Challenge Methods and Teams

4.1. AllForFace

Description. In real-world scenarios, face images may suffer from various types of degradation, such as noise, blur, down-sampling, JPEG compression artifacts, and etc. Blind face restoration (BFR) aims to restore high-quality face images from low-quality ones that suffer from unknown degradation. The BFR approaches are mainly focused on exploring better face priors, including geometric priors [2, 5], reference priors [84], and generative priors [63]. Diffusion prior [35, 76], which is more explored in recent years, belongs to a broader stream of generative priors.

Currently, solutions for blind face recovery primarily address the problem from two angles: one focuses on "how degradation occurs," simulating more realistic degradation patterns by concentrating on degrading factors. The other considers exploitable prior information, i.e., which information can be utilized to supplement low-quality images. However, their proposed solution addresses the issue from a user-centric perspective. Specifically, they decompose the blind face recovery problem into three sub-problems corresponding to users' three fundamental requirements: fidelity (faithful reconstruction), realness (authentic representation), and naturalness (natural appearance). For each sub-problem, they design distinct solutions and integrate




Figure 1. **Team AllForFace**. Basic idea.

them into a serial pipeline to achieve high-quality reconstructed images. Fig. 1 demonstrates their divide-and-conquer approach.

Implementation Details. The first subtask aims to achieve faithfulness, which is the most fundamental requirement in face restoration, i.e., maintaining a high degree of consistency between the restored identity and the true identity. To address this challenge, the pre-trained face generation model, StyleGANv2, was utilized to provide enhanced generative priors for the face restoration process. While diffusion-based priors have become a more widely used category of generative priors in recent years, their generation capabilities become difficult to control under weaker conditioning (e.g., severely degraded faces). As illustrated in Fig. 2, their model design incorporates high-quality face priors extracted from StyleGANv2 based on facial pre-training and integrates them into the decoding process, where they are jointly decoded with the original image features. Additionally, additional face component priors were extracted from the Pretrained High-Quality Face Component Basis (HFCB) model to provide finer component-based priors for the current face restoration process. The fidelity model ensures that, even under severe facial degradation, it maintains the best consistency with the input in terms of fine texture, color, and shape.

In addition to achieving consistent ID information, it is crucial to further enhance the details of the texture to render them more realistic. For instance, when facial degradation is extremely severe, the restored hair strands using GAN-

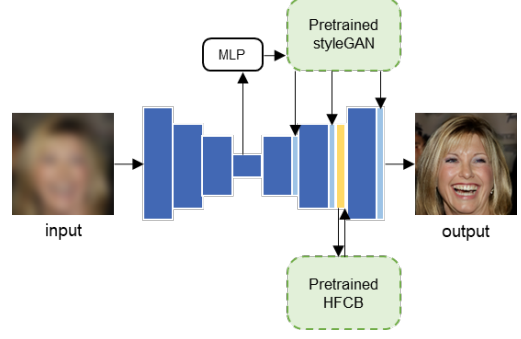
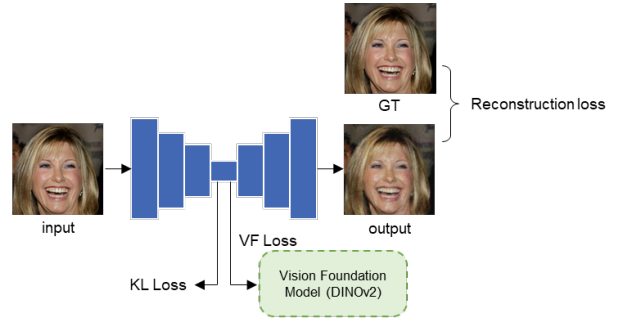
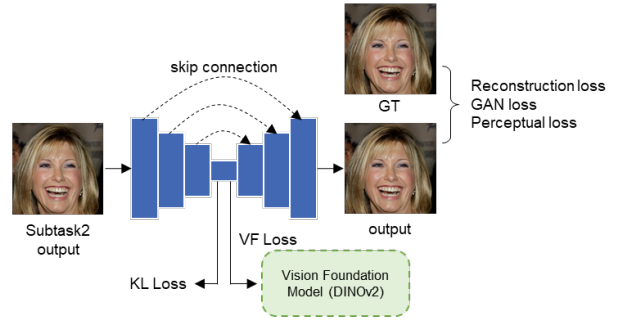


Figure 2. **Team AllForFace**. Fidelity mode structure.



(a) stage1 training



(b) stage2 training

Figure 3. **Team AllForFace**. Naturalness model.

based methods often fail to conform to realistic hair strand patterns. To address the second subtask, diffusion models were prioritized for consideration. Since the image has already achieved a high degree of ID consistency following the first subtask, this provides strong control information for diffusion models. Leveraging the prior knowledge embedded in the diffusion process enables simultaneous enhancement of texture details while maintaining ID consistency. Specifically, they improved upon existing work Diff-BIR [35] by explicitly removing its first stage and retaining only the diffusion stage to facilitate more realistic texture recovery for facial restoration.

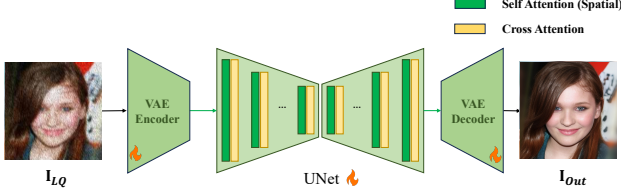


Figure 4. **Team IIL.**

After completing the two subtasks, they obtained facial images with improved texture details. However, upon observation, it became evident that some of the restored faces did not align with the statistical distribution characteristics of natural images. For example, certain restored faces exhibit overly delicate hair strands and excessively smooth skin, despite the improved clarity and detailed information in these images. However, overall, they lack a sense of naturalness in their appearance. To address this, the third subtask was designed to transform the restoration process into an image reconstruction task, aiming to convert texture-rich but unnatural images into texture-rich and natural images.

Specifically, this subtask consists of two stages. In the first stage, instead of using traditional VAE (Variational Autoencoder) models, they incorporated vision foundation models, such as Dinov2 [39], to guide the optimization of the VAE latent space. This approach significantly enhances the naturalness of face images while preserving their original reconstruction capabilities (see Fig. 3). The integration of vision foundation models enables more sophisticated control over the reconstruction process, ensuring that the resulting images not only retain fine texture details but also conform to the statistical properties of natural images. In the second stage, they maintain the core network architecture while introducing skip connections between the encoder and decoder. This modification added additional reconstruction loss, perceptual loss, and GAN (Generative Adversarial Network) loss terms to the training objective. The purpose of these additions was to preserve the texture details while encouraging the generation of more natural-looking facial images. It is important to note that the input to this stage was the output of the second subtask, ensuring that the final results achieved improved naturalness without sacrificing texture details.

4.2. IIL

Description. Their framework extends the pre-trained Stable Diffusion XL model [40]. This foundation model generates photorealistic facial variations based on its strong prior. Attracted by the enhanced restoration performance and fast processing speed of the one-step diffusion framework [62, 80], they adopt the diffusion model as a single-step face image restoration model. To turn the base model

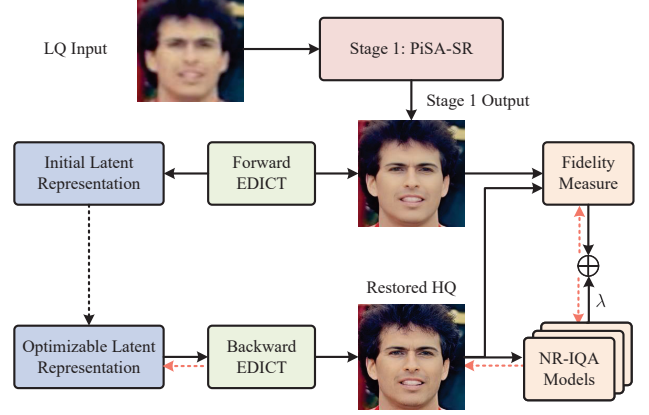


Figure 5. **Team PISA-MAP.**

into a one-step diffusion framework, they utilize the distilled SDXL Turbo model [45] and design a set of LoRA adapters for both VAE and UNet to build a one-step diffusion model SDFace for face restoration, shown in Fig. 4.

Implementation Details. Based on the one-step diffusion framework, they directly use image-level loss functions for the supervision. Their loss function contains fidelity loss (ℓ_1), perception loss [64], ID loss [11] and GAN loss [3]. In specific, the fidelity loss is

$$\mathcal{L}_1 = \|\mathbf{I}_{Out} - \mathbf{I}\|_1, \quad (1)$$

where \mathbf{I} and \mathbf{I}_{Out} denotes the ground truth face image and restored output, and the perception loss is defined by

$$\mathcal{L}_{perc} = \sum_i^n \|\phi_i(\mathbf{I}_{Out}) - \phi_i(\mathbf{I})\|_2, \quad (2)$$

where ϕ is the pre-trained VGG [49] feature extractor and i denotes the i th layer of VGG. The ID loss is defined by,

$$\mathcal{L}_{id} = 1 - \langle R(\mathbf{I}_{Out}) - R(\mathbf{I}) \rangle, \quad (3)$$

where R is the face recognition network ArcFace [11]. The adversarial loss follows the setting of Real-ESRGAN [3], which is defined by,

$$\mathcal{L}_{adv} = -\mathbb{E}[\log(D(\mathbf{I}_{Out}))], \quad (4)$$

where the discriminator D is iteratively trained along with the restoration network,

$$\mathcal{L}_D = -\mathbb{E}[\log(D(\mathbf{I})) - \log(1 - D(\mathbf{I}_{Out}))]. \quad (5)$$

Overall, the formula for the final learning objective is:

$$\mathcal{L} = \lambda_1 \mathcal{L}_1 + \lambda_2 \mathcal{L}_{perc} + \lambda_3 \mathcal{L}_{id} + \lambda_4 \mathcal{L}_{adv}, \quad (6)$$

where the hyperparameters λ_1 , λ_2 , λ_3 , and λ_4 are empirically set to 1, 1, 1, and 0.5.

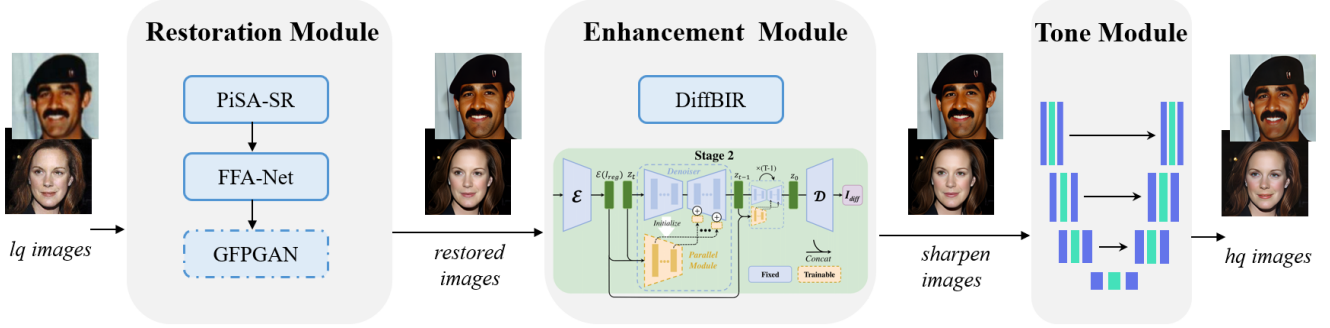


Figure 6. Team MiPortrait.

The training process of their SDFace uses the AdamW optimizer with $\beta_1 = 0.5$ and $\beta_2 = 0.999$, with a learning rate of 1×10^{-4} . All experiments were conducted on a server equipped with two NVIDIA A6000 GPUs.

The model uses pretrained SDXL-Turbo [45], and has 2703.64 M parameters, 2771.52 GFLOPS, and 0.21s per image on one NVIDIA A6000 GPU for inference.

4.3. PISA-MAP

Description. Their method follows a two-stage restoration design philosophy, showing in Fig. 5. The first stage focuses on degradation removal using a feedforward image enhancer, while the second stage applies maximum a posteriori (MAP) estimation in Diffusion Latents [83] for post-enhancement, iteratively refining the outputs from the first stage. For the first stage, they use PiSA-SR [51] as the image enhancer. In their preliminary experiments, they also tested the larger SUPIR model [76]. However, they found that SUPIR tends to generate unrealistic details (i.e., hallucinations), which is undesirable for real-world face restoration, where maintaining identity consistency is as important as achieving high perceptual quality. In the second stage, they follow the approach in [83], with one modification: they employ three NR-IQA models to jointly guide the end-to-end optimization of the latents inverted from input images using EDICT [59]. Specifically, they use a multi-scale variant of LIQE [82] as proposed in [83], alongside MUSIQ [23] and CLIP-IQA [60].

Implementation Details. All the modules in their method, including the PiSA-SR [54] model used in the first stage, and the NR-IQA models along with the backbone diffusion model used in the second stage, are trained according to their original schemes [70]. They do **not** conduct any additional training of model parameters, but perform instance-wise iterative MAP estimation of diffusion latents in the second stage. The data they used are LSDIR [31] and the first 10K images from FFHQ [22]. Paired training data are generated using the degradation pipeline from RealESRGAN [64]. MS-LIQE is jointly trained on six IQA datasets:

LIVE [46], CSIQ [26], KADID-10k [34], BID [8], LIVE Challenge [15], KonIQ-10k [18].

As for testing, they follow the default setup of PiSA-SR [54] in the first stage. In the second stage, they configure EDICT with a mixing parameter of $p = 0.93^{50/T}$ and set the number of diffusion steps to $T = 20$. Each image is optimized for up to $\text{MaxIter} = 30$ iterations, with a learning rate $\alpha = 2$ and a momentum parameter $\rho = 0.9$.

4.4. MiPortrait

Description. Today, Stable Diffusion shows unrivaled detail generation capabilities in the field of image generation. They utilize DiffBIR [35] as their algorithm backbone, which adopts a two-stage framework. In the first stage, a restoration module, such as SwinIR [32], is used to remove most of the degradations in the image, such as noise and blurring. In the second stage, it takes advantage of the powerful generative ability of Stable Diffusion.

Implementation Details. Due to the severe degradation of the images, they found that SwinIR in stage 1 could not provide sufficient facial details for stage 2. Therefore, SwinIR [32] is replaced by PiSA-SR [51], a fast one-step SD network with high fidelity.

Furthermore, in the Wider-test and Webphoto-test images, the faces are so severely degraded that they are barely recognizable even to the human eye. To address this challenge, they incorporate GFPGAN [63] at the end of the Restoration Module to render these faces more human-like. However, GFPGAN [63] has a tendency to reduce the consistency with the original image. Thus, they decided to apply it only to images of extremely low quality. CLIP-IQA [60] and MUSIQ [23] are employed as thresholds to determine whether GFPGAN [63] should be activated.

All the processes described above are designed to enhance image sharpness. Meanwhile, tone and clarity are also crucial factors in Image Aesthetic Assessment. Due to rephotographing, sunlight exposure, and air oxidation, the color of many old photos has deteriorated. To address this, the dehaze network FAA-Net [41] is implemented to miti-

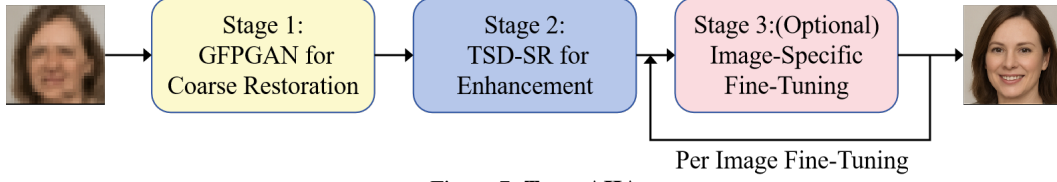


Figure 7. **Team AIIA.**

gate the whitening effect. At the end of the entire process, a skin-tone-specific UNet is utilized. This application aims to render the face more natural-looking and ensure it better aligns with their aesthetic criteria. The workflow of the proposed algorithm is illustrated in Fig. 6.

4.5. AIIA

Description. They adopt a three-stage face restoration pipeline that first applies GFPGAN for coarse restoration, then uses TSD-SR for high-quality enhancement, and finally incorporates ZSSR for fine-tuning the restoration process. This enhanced pipeline aims to improve the face image quality by sequentially leveraging the strengths of a GAN-based face prior, a diffusion-based super-resolution model, and a zero-shot super-resolution approach that performs fine-tuning on a per-image basis, shown in Fig. 7.

Implementation Details.

Stage 1: GFPGAN for Coarse Restoration: GFPGAN [63] serves as the first stage of their pipeline, which performs coarse restoration of facial structures. It utilizes a generative facial prior network to recover identity, structure, and base details from a low-quality input image. This helps reconstruct the face’s essential features, even when large degradations are present.

Stage 2: TSD-SR for High-Quality Enhancement: TSD-SR [12] is employed in the second stage to enhance the fine details of the face image. This model uses a diffusion-based super-resolution approach to inject realistic textures, refine facial details, and improve the overall quality of the restored image. By utilizing the powerful diffusion model, they can enhance the appearance of fine structures, such as wrinkles, skin textures, and other subtle features, which are difficult to recover using traditional methods.

Stage 3: ZSSR for Image-Specific Fine-Tuning: In the third stage, they apply the ZSSR (Zero-Shot Super-Resolution) approach [48] to perform image-specific fine-tuning. ZSSR is a powerful technique that operates on each image individually, allowing us to refine the restoration further based on the unique characteristics of the image. This approach performs super-resolution without additional training on external datasets, utilizing the specific features of the input image to guide the restoration process. This step of the ZSSR method is optional. If you want to quickly generate the restored image, you can adopt the strategy of Stage 1 and Stage 2 only, which is also excellent.

Loss Function: To improve the perceptual quality of the

restoration, they introduce the CLIP-IQA [60] loss function. This perceptual loss is designed to optimize the alignment of the restored image with human subjective preferences. CLIP-IQA uses CLIP embeddings to measure perceptual similarity between the ground truth and the restored image.

The overall objective function \mathcal{L} is defined as:

$$\mathcal{L} = \mathcal{L}_{\text{CLIP-IQA}}(I, \hat{I}), \quad (7)$$

where I is the ground truth high-quality image, and \hat{I} is the predicted restored image. $\mathcal{L}_{\text{CLIP-IQA}}(I, \hat{I})$ is the CLIP-IQA perceptual loss, focusing on perceptual quality.

Pipeline Overview: GFPGAN [63] performs coarse restoration, recovering facial identity and removing common degradations. TSD-SR [12] refines details, adding realistic textures and fine structures. ZSSR [48] fine-tunes each image individually, further enhancing details specific to the input image. CLIP-IQA [60] is used as the perceptual loss function to guide the restoration and ensure high perceptual quality in the final result.

Training Strategy: GFPGAN [63] uses official pretrained weights, without any additional fine-tuning, leveraging the strength of its generative facial prior network. TSD-SR [12] was trained on diverse datasets (FFHQ, DIV2K, Flickr2K, LSDIR) using realistic image degradations. LoRA adapters were applied for efficient training and inference, guided by reconstruction loss, knowledge distillation, and ground-truth supervision. They use the official pretrained model for inference without further fine-tuning. ZSSR [48] is applied in a zero-shot manner, meaning that it performs per-image enhancement directly, without the need for training on external datasets. This allows it to adapt to the specific characteristics of the input image, providing fine-tuning and high-quality restoration tailored to each case.

5. Methods of the Remaining Teams

All the teams presented innovative ideas and thorough experiments for the competition. However, due to space limitations, a more in-depth discussion can be found in Sec. A of the supplementary materials, which contains detailed descriptions of the methods and implementation details for the remaining teams that participated in the challenge. While these teams have not been discussed in the main report, their approaches are still highlighted, offering insight into their unique strategies and technical implementations.

Acknowledgements

This work is supported by the Shanghai Municipal Science and Technology Major Project (2021SHZDZX0102) and the Fundamental Research Funds for the Central Universities. This work was partially supported by the Humboldt Foundation. We thank the NTIRE 2025 sponsors: ByteDance, Meituan, Kuaishou, and University of Wurzburg (Computer Vision Lab).

References

- [1] Kelvin CK Chan, Xintao Wang, Xiangyu Xu, Jinwei Gu, and Chen Change Loy. Glean: Generative latent bank for large-factor image super-resolution. In *CVPR*, 2021. 1
- [2] Chaofeng Chen, Xiaoming Li, Yang Lingbo, Xianhui Lin, Lei Zhang, and Kwan-Yee K. Wong. Progressive semantic-aware style transformation for blind face restoration. In *CVPR*, 2021. 1, 4
- [3] Chaofeng Chen, Xinyu Shi, Yipeng Qin, Xiaoming Li, Xiaoguang Han, Tao Yang, and Shihui Guo. Real-world blind super-resolution via feature matching with implicit high-resolution priors. In *ACM MM*, 2022. 6
- [4] Xiaoxu Chen, Jingfan Tan, Tao Wang, Kaihao Zhang, Wenhan Luo, and Xiaocun Cao. Towards real-world blind face restoration with generative diffusion prior. *arXiv preprint arXiv:2312.15736*, 2023. 1
- [5] Yu Chen, Ying Tai, Xiaoming Liu, Chunhua Shen, and Jian Yang. Fsrnet: End-to-end learning face super-resolution with facial priors. In *CVPR*, 2018. 1, 4
- [6] Zheng Chen, Kai Liu, Jue Gong, Jingkai Wang, Lei Sun, Zongwei Wu, Radu Timofte, Yulun Zhang, et al. NTIRE 2025 challenge on image super-resolution (x4): Methods and results. In *Proceedings of the IEEE/CVF Conference on Computer Vision and Pattern Recognition (CVPR) Workshops*, 2025. 2
- [7] Zheng Chen, Jingkai Wang, Kai Liu, Jue Gong, Lei Sun, Zongwei Wu, Radu Timofte, Yulun Zhang, et al. NTIRE 2025 challenge on real-world face restoration: Methods and results. In *Proceedings of the IEEE/CVF Conference on Computer Vision and Pattern Recognition (CVPR) Workshops*, 2025. 2
- [8] Alexandre Ciancio, A. L. N. T. Targino da Costa, E. A. B. da Silva, Amir Said, Ramin Samadani, and Pere Obrador. No-reference blur assessment of digital pictures based on multi-feature classifiers. *IEEE TIP*, 2011. 7
- [9] Marcos Conde, Radu Timofte, et al. NTIRE 2025 challenge on raw image restoration and super-resolution. In *Proceedings of the IEEE/CVF Conference on Computer Vision and Pattern Recognition (CVPR) Workshops*, 2025. 2
- [10] Marcos Conde, Radu Timofte, et al. Raw image reconstruction from RGB on smartphones. NTIRE 2025 challenge report. In *Proceedings of the IEEE/CVF Conference on Computer Vision and Pattern Recognition (CVPR) Workshops*, 2025. 2
- [11] Jiankang Deng, Jia Guo, Xue Niannan, and Stefanos Zafeiriou. ArcFace: Additive angular margin loss for deep face recognition. In *CVPR*, 2019. 6
- [12] Linwei Dong, Qingnan Fan, Yihong Guo, Zhonghao Wang, Qi Zhang, Jinwei Chen, Yawei Luo, and Changqing Zou. Tsd-sr: One-step diffusion with target score distillation for real-world image super-resolution. *arXiv preprint arXiv:2411.18263*, 2024. 8
- [13] Egor Ershov, Sergey Korchagin, Alexei Khalin, Artyom Pan-shin, Arseniy Terekhin, Ekaterina Zaychenkova, Georgiy Lobarev, Vsevolod Plokhotnyuk, Denis Abramov, Elisey Zhdanov, Sofia Dorogova, Yasin Mamedov, Nikola Banic, Georgii Perevozchikov, Radu Timofte, et al. NTIRE 2025 challenge on night photography rendering. In *Proceedings of the IEEE/CVF Conference on Computer Vision and Pattern Recognition (CVPR) Workshops*, 2025. 2
- [14] Yuqian Fu, Xingyu Qiu, Bin Ren Yanwei Fu, Radu Timofte, Nicu Sebe, Ming-Hsuan Yang, Luc Van Gool, et al. NTIRE 2025 challenge on cross-domain few-shot object detection: Methods and results. In *Proceedings of the IEEE/CVF Conference on Computer Vision and Pattern Recognition (CVPR) Workshops*, 2025. 2
- [15] Deepti Ghadiyaram and Alan C. Bovik. Massive online crowdsourced study of subjective and objective picture quality. *IEEE TIP*, 2016. 7
- [16] Yuchao Gu, Xintao Wang, Liangbin Xie, Chao Dong, Gen Li, Ying Shan, and Ming-Ming Cheng. VQFR: Blind face restoration with vector-quantized dictionary and parallel decoder. In *ECCV*, 2022. 1
- [17] Shuhao Han, Haotian Fan, Fangyuan Kong, Wenjie Liao, Chunle Guo, Chongyi Li, Radu Timofte, et al. NTIRE 2025 challenge on text to image generation model quality assessment. In *Proceedings of the IEEE/CVF Conference on Computer Vision and Pattern Recognition (CVPR) Workshops*, 2025. 2
- [18] Vlad Hosu, Hanhe Lin, Tamas Sziranyi, and Dietmar Saupe. KonIQ-10k: An ecologically valid database for deep learning of blind image quality assessment. *IEEE TIP*, 2020. 7
- [19] Gary B. Huang, Marwan Mattar, Tamara Berg, and Eric Learned-Miller. Labeled Faces in the Wild: A Database for Studying Face Recognition in Unconstrained Environments. In *Workshop on Faces in 'Real-Life' Images: Detection, Alignment, and Recognition*, 2008. 2
- [20] Varun Jain, Zongwei Wu, Quan Zou, Louis Florentin, Henrik Turbell, Sandeep Siddhartha, Radu Timofte, et al. NTIRE 2025 challenge on video quality enhancement for video conferencing: Datasets, methods and results. In *Proceedings of the IEEE/CVF Conference on Computer Vision and Pattern Recognition (CVPR) Workshops*, 2025. 2
- [21] Tero Karras, Timo Aila, Samuli Laine, and Jaakko Lehtinen. Progressive growing of GANs for improved quality, stability, and variation. In *ICLR*, 2018. 2
- [22] Tero Karras, Samuli Laine, and Timo Aila. A style-based generator architecture for generative adversarial networks. In *CVPR*, 2019. 2, 7
- [23] Junjie Ke, Qifei Wang, Yilin Wang, Peyman Milanfar, and Feng Yang. MUSIQ: Multi-scale Image Quality Transformer. In *ICCV*, 2021. 2, 3, 4, 7
- [24] Deokyun Kim, Minseon Kim, Gihyun Kwon, and Dae-Shik Kim. Progressive face super-resolution via attention to facial landmark. In *BMVC*, 2019. 1

- [25] Minchul Kim, Anil K Jain, and Xiaoming Liu. Adaface: Quality adaptive margin for face recognition. In *CVPR*, 2022. 3
- [26] Eric C. Larson and Damon M. Chandler. Most apparent distortion: Full-reference image quality assessment and the role of strategy. *JEI*, 2010. 7
- [27] Sangmin Lee, Eunpil Park, Angel Canelo, Hyunhee Park, Youngjo Kim, Hyungju Chun, Xin Jin, Chongyi Li, Chun-Le Guo, Radu Timofte, et al. NTIRE 2025 challenge on efficient burst hdr and restoration: Datasets, methods, and results. In *Proceedings of the IEEE/CVF Conference on Computer Vision and Pattern Recognition (CVPR) Workshops*, 2025. 2
- [28] Xin Li, Yeying Jin, Xin Jin, Zongwei Wu, Bingchen Li, Yufei Wang, Wenhan Yang, Yu Li, Zhibo Chen, Bihan Wen, Robby Tan, Radu Timofte, et al. NTIRE 2025 challenge on day and night raindrop removal for dual-focused images: Methods and results. In *Proceedings of the IEEE/CVF Conference on Computer Vision and Pattern Recognition (CVPR) Workshops*, 2025. 2
- [29] Xin Li, Xijun Wang, Bingchen Li, Kun Yuan, Yizhen Shao, Suhang Yao, Ming Sun, Chao Zhou, Radu Timofte, and Zhibo Chen. NTIRE 2025 challenge on short-form ugc video quality assessment and enhancement: Kwaisr dataset and study. In *Proceedings of the IEEE/CVF Conference on Computer Vision and Pattern Recognition (CVPR) Workshops*, 2025. 2
- [30] Xin Li, Kun Yuan, Bingchen Li, Fengbin Guan, Yizhen Shao, Zihao Yu, Xijun Wang, Yiting Lu, Wei Luo, Suhang Yao, Ming Sun, Chao Zhou, Zhibo Chen, Radu Timofte, et al. NTIRE 2025 challenge on short-form ugc video quality assessment and enhancement: Methods and results. In *Proceedings of the IEEE/CVF Conference on Computer Vision and Pattern Recognition (CVPR) Workshops*, 2025. 2
- [31] Yawei Li, Kai Zhang, Jingyun Liang, Jiezhang Cao, Ce Liu, Rui Gong, Yulun Zhang, Hao Tang, Yun Liu, Denis Deman-dolx, Rakesh Ranjan, Radu Timofte, and Luc Van Gool. Ls-dir: A large scale dataset for image restoration. In *CVPRW*, 2023. 7
- [32] Jingyun Liang, Jiezhang Cao, Guolei Sun, Kai Zhang, Luc Van Gool, and Radu Timofte. Swinir: Image restoration using swin transformer. In *ICCVW*, 2021. 7
- [33] Jie Liang, Radu Timofte, Qiaosi Yi, Zhengqiang Zhang, Shuaizheng Liu, Lingchen Sun, Rongyuan Wu, Xindong Zhang, Hui Zeng, Lei Zhang, et al. NTIRE 2025 the 2nd restore any image model (RAIM) in the wild challenge. In *Proceedings of the IEEE/CVF Conference on Computer Vision and Pattern Recognition (CVPR) Workshops*, 2025. 2
- [34] Hanhe Lin, Vlad Hosu, and Dietmar Saupe. KADID-10k: A large-scale artificially distorted IQA database. In *ICME*, 2019. 7
- [35] Xinqi Lin, Jingwen He, Ziyang Chen, Zhaoyang Lyu, Bo Dai, Fanghua Yu, Wanli Ouyang, Yu Qiao, and Chao Dong. Diff-BIR: Towards blind image restoration with generative diffusion prior. In *ECCV*, 2024. 1, 2, 3, 4, 5, 7
- [36] Xiaohong Liu, Xiongkuo Min, Qiang Hu, Xiaoyun Zhang, Jie Guo, et al. NTIRE 2025 XGC quality assessment challenge: Methods and results. In *Proceedings of the IEEE/CVF Conference on Computer Vision and Pattern Recognition (CVPR) Workshops*, 2025. 2
- [37] Xiaoning Liu, Zongwei Wu, Florin-Alexandru Vasluianu, Hailong Yan, Bin Ren, Yulun Zhang, Shuhang Gu, Le Zhang, Ce Zhu, Radu Timofte, et al. NTIRE 2025 challenge on low light image enhancement: Methods and results. In *Proceedings of the IEEE/CVF Conference on Computer Vision and Pattern Recognition (CVPR) Workshops*, 2025. 2
- [38] Yunqi Miao, Jiankang Deng, and Jungong Han. Waveface: Authentic face restoration with efficient frequency recovery. In *CVPR*, 2024. 1
- [39] Maxime Oquab, Timothée Darcet, Théo Moutakanni, Huy Vo, Marc Szafraniec, Vasil Khalidov, Pierre Fernandez, Daniel Haziza, Francisco Massa, Alaaeldin El-Nouby, et al. Dinov2: Learning robust visual features without supervision. *arXiv preprint arXiv:2304.07193*, 2023. 6
- [40] Dustin Podell, Zion English, Kyle Lacey, Andreas Blattmann, Tim Dockhorn, Jonas Müller, Joe Penna, and Robin Rombach. Sdxl: Improving latent diffusion models for high-resolution image synthesis. *arXiv preprint arXiv:2307.01952*, 2023. 6
- [41] Xu Qin, Zhilin Wang, Yuanchao Bai, Xiaodong Xie, and Huizhu Jia. Ffa-net: Feature fusion attention network for single image dehazing. *arXiv preprint arXiv:1911.07559*, 2019. 7
- [42] Xinmin Qiu, Congying Han, Zicheng Zhang, Bonan Li, Tiande Guo, and Xuecheng Nie. Diffbfr: Bootstrapping diffusion model for blind face restoration. In *ACM MM*, 2023. 1
- [43] Bin Ren, Hang Guo, Lei Sun, Zongwei Wu, Radu Timofte, Yawei Li, et al. The tenth NTIRE 2025 efficient super-resolution challenge report. In *Proceedings of the IEEE/CVF Conference on Computer Vision and Pattern Recognition (CVPR) Workshops*, 2025. 2
- [44] Nickolay Safonov, Alexey Bryntsev, Andrey Moskalenko, Dmitry Kulikov, Dmitriy Vatolin, Radu Timofte, et al. NTIRE 2025 challenge on UGC video enhancement: Methods and results. In *Proceedings of the IEEE/CVF Conference on Computer Vision and Pattern Recognition (CVPR) Workshops*, 2025. 2
- [45] Axel Sauer, Dominik Lorenz, Andreas Blattmann, and Robin Rombach. Adversarial diffusion distillation. In *ECCV*, 2024. 6, 7
- [46] Hamid R. Sheikh, Muhammad F. Sabir, and Alan C. Bovik. A statistical evaluation of recent full reference image quality assessment algorithms. *IEEE TIP*, 2006. 7
- [47] Ziyi Shen, Wei-Sheng Lai, Tingfa Xu, Jan Kautz, and Ming-Hsuan Yang. Deep semantic face deblurring. In *CVPR*, 2018. 1
- [48] Assaf Shocher, Nadav Cohen, and Michal Irani. “zero-shot” super-resolution using deep internal learning. In *CVPR*, 2018. 8
- [49] Karen Simonyan and Andrew Zisserman. Very deep convolutional networks for large-scale image recognition. In *ICLR*, 2015. 6
- [50] Maitreya Suin and Rama Chellappa. CLR-Face: Conditional latent refinement for blind face restoration using score-based diffusion models. In *IJCAI*, 2024. 1, 2

- [51] Lingchen Sun, Rongyuan Wu, Zhiyuan Ma, Shuaizheng Liu, Qiaosi Yi, and Lei Zhang. Pixel-level and semantic-level adjustable super-resolution: A dual-lora approach. *arXiv preprint arXiv:2412.03017*, 2024. 7
- [52] Lei Sun, Andrea Alfano, Peiqi Duan, Shaolin Su, Kaiwei Wang, Boxin Shi, Radu Timofte, Danda Pani Paudel, Luc Van Gool, et al. NTIRE 2025 challenge on event-based image deblurring: Methods and results. In *Proceedings of the IEEE/CVF Conference on Computer Vision and Pattern Recognition (CVPR) Workshops*, 2025. 2
- [53] Lei Sun, Hang Guo, Bin Ren, Luc Van Gool, Radu Timofte, Yawei Li, et al. The tenth ntire 2025 image denoising challenge report. In *Proceedings of the IEEE/CVF Conference on Computer Vision and Pattern Recognition (CVPR) Workshops*, 2025. 2
- [54] Lingchen Sun, Rongyuan Wu, Zhiyuan Ma, Shuaizheng Liu, Qiaosi Yi, and Lei Zhang. Pixel-level and semantic-level adjustable super-resolution: A dual-lora approach. In *CVPR*, 2025. 7
- [55] Keda Tao, Jinjin Gu, Yulun Zhang, Xiucheng Wang, and Nan Cheng. Overcoming false illusions in real-world face restoration with multi-modal guided diffusion model. In *ICLR*, 2025. 1, 2
- [56] Yu-Ju Tsai, Yu-Lun Liu, Lu Qi, Kelvin CK Chan, and Ming-Hsuan Yang. Dual associated encoder for face restoration. In *ICLR*, 2024. 1
- [57] Florin-Alexandru Vasluianu, Tim Seizinger, Zhuyun Zhou, Cailian Chen, Zongwei Wu, Radu Timofte, et al. NTIRE 2025 image shadow removal challenge report. In *Proceedings of the IEEE/CVF Conference on Computer Vision and Pattern Recognition (CVPR) Workshops*, 2025. 2
- [58] Florin-Alexandru Vasluianu, Tim Seizinger, Zhuyun Zhou, Zongwei Wu, Radu Timofte, et al. NTIRE 2025 ambient lighting normalization challenge. In *Proceedings of the IEEE/CVF Conference on Computer Vision and Pattern Recognition (CVPR) Workshops*, 2025. 2
- [59] Bram Wallace, Akash Gokul, and Nikhil Naik. Edict: Exact diffusion inversion via coupled transformations. In *CVPR*, 2023. 7
- [60] Jianyi Wang, Kelvin CK Chan, and Chen Change Loy. Exploring clip for assessing the look and feel of images. In *AAAI*, 2023. 2, 3, 4, 7, 8
- [61] Jianyi Wang, Zongsheng Yue, Shangchen Zhou, Kelvin C.K. Chan, and Chen Change Loy. Exploiting diffusion prior for real-world image super-resolution. *IJCV*, 2024. 2
- [62] Jingkai Wang, Jue Gong, Lin Zhang, Zheng Chen, Xing Liu, Hong Gu, Yutong Liu, Yulun Zhang, and Xiaokang Yang. One-step diffusion model for face restoration. In *CVPR*, 2025. 1, 2, 6
- [63] Xintao Wang, Yu Li, Honglun Zhang, and Ying Shan. Towards real-world blind face restoration with generative facial prior. In *CVPR*, 2021. 1, 2, 4, 7, 8
- [64] Xintao Wang, Liangbin Xie, Chao Dong, and Ying Shan. Real-esrgan: Training real-world blind super-resolution with pure synthetic data. In *ICCVW*, 2021. 6, 7
- [65] Yingqian Wang, Zhengyu Liang, Fengyuan Zhang, Lvli Tian, Longguang Wang, Juncheng Li, Jungang Yang, Radu Timofte, Yulan Guo, et al. NTIRE 2025 challenge on light field image super-resolution: Methods and results. In *Proceedings of the IEEE/CVF Conference on Computer Vision and Pattern Recognition (CVPR) Workshops*, 2025. 2
- [66] Zhouxia Wang, Jiawei Zhang, Tianshui Chen, Wenping Wang, and Ping Luo. Restoreformer++: Towards real-world blind face restoration from undegraded key-value pairs. *IEEE TPAMI*, 2023. 1
- [67] Zhixin Wang, Xiaoyun Zhang, Ziyang Zhang, Huangjie Zheng, Mingyuan Zhou, Ya Zhang, and Yanfeng Wang. Dr2: Diffusion-based robust degradation remover for blind face restoration. In *CVPR*, 2023. 1, 2
- [68] Haoning Wu, Zicheng Zhang, Weixia Zhang, Chaofeng Chen, Chunyi Li, Liang Liao, Annan Wang, Erli Zhang, Wenxiu Sun, Qiong Yan, Xiongkuo Min, Guangtai Zhai, and Weisi Lin. Q-align: Teaching lms for visual scoring via discrete text-defined levels. In *ICML*, 2024. 3
- [69] Rongyuan Wu, Lingchen Sun, Zhiyuan Ma, and Lei Zhang. One-step effective diffusion network for real-world image super-resolution. In *NeurIPS*, 2024. 1, 2
- [70] Rongyuan Wu, Tao Yang, Lingchen Sun, Zhengqiang Zhang, Shuai Li, and Lei Zhang. SeeSR: Towards semantics-aware real-world image super-resolution. In *CVPR*, 2024. 7
- [71] Lianxin Xie, Csbingbing Zheng, Wen Xue, Le Jiang, Cheng Liu, Si Wu, and Hau San Wong. Learning degradation-unaware representation with prior-based latent transformations for blind face restoration. In *CVPR*, 2024. 1
- [72] Kangning Yang, Jie Cai, Ling Ouyang, Florin-Alexandru Vasluianu, Radu Timofte, Jiaming Ding, Huiming Sun, Lan Fu, Jinlong Li, Chiu Man Ho, Zibo Meng, et al. NTIRE 2025 challenge on single image reflection removal in the wild: Datasets, methods and results. In *Proceedings of the IEEE/CVF Conference on Computer Vision and Pattern Recognition (CVPR) Workshops*, 2025. 2
- [73] Peiqing Yang, Shangchen Zhou, Qingyi Tao, and Chen Change Loy. PGDiff: Guiding diffusion models for versatile face restoration via partial guidance. In *NeurIPS*, 2023. 1, 2
- [74] Sidi Yang, Tianhe Wu, Shuwei Shi, Shanshan Lao, Yuan Gong, Mingdeng Cao, Jiahao Wang, and Yujiu Yang. MANIQA: Multi-dimension attention network for no-reference image quality assessment. In *CVPRW*, 2022. 3
- [75] Tao Yang, Peiran Ren, Xuansong Xie, and Lei Zhang. Gan prior embedded network for blind face restoration in the wild. In *CVPR*, 2021. 1
- [76] Fanghua Yu, Jinjin Gu, Zheyuan Li, Jinfan Hu, Xiangtao Kong, Xintao Wang, Jingwen He, Yu Qiao, and Chao Dong. Scaling up to excellence: Practicing model scaling for photo-realistic image restoration in the wild. In *CVPR*, 2024. 2, 4, 7
- [77] Xin Yu, Basura Fernando, Richard Hartley, and Fatih Porikli. Super-resolving very low-resolution face images with supplementary attributes. In *CVPR*, 2018. 1
- [78] Zongsheng Yue and Chen Change Loy. DiffFace: Blind Face Restoration with Diffused Error Contraction. *IEEE TPAMI*, 2024. 1, 2

- [79] Pierluigi Zama Ramirez, Fabio Tosi, Luigi Di Stefano, Radu Timofte, Alex Costanzino, Matteo Poggi, Samuele Salti, Stefano Mattoccia, et al. NTIRE 2025 challenge on hr depth from images of specular and transparent surfaces. In *Proceedings of the IEEE/CVF Conference on Computer Vision and Pattern Recognition (CVPR) Workshops*, 2025. 2
- [80] Howard Zhang, Yuval Alaluf, Sizhuo Ma, Achuta Kadambi, Jian Wang, and Kfir Aberman. Instantrestore: Single-step personalized face restoration with shared-image attention. *arXiv preprint arXiv:2412.06753*, 2024. 6
- [81] Lin Zhang, Lei Zhang, and Alan C. Bovik. A feature-enriched completely blind image quality evaluator. *IEEE TIP*, 2015. 3
- [82] Weixia Zhang, Guangtao Zhai, Ying Wei, Xiaokang Yang, and Kede Ma. Blind image quality assessment via vision-language correspondence: A multitask learning perspective. In *CVPR*, 2023. 7
- [83] Weixia Zhang, Dingquan Li, Guangtao Zhai, Xiaokang Yang, and Kede Ma. When no-reference image quality models meet map estimation in diffusion latents. *arXiv preprint arXiv:2403.06406*, 2024. 7
- [84] Shangchen Zhou, Kelvin C.K. Chan, Chongyi Li, and Chen Change Loy. Towards robust blind face restoration with codebook lookup transformer. In *NeurIPS*, 2022. 1, 2, 3, 4