

LET ME GROK FOR YOU: ACCELERATING GROKING VIA EMBEDDING TRANSFER FROM A WEAKER MODEL

Zhiwei Xu^{†*}, Zhiyu Ni^{‡*}, Yixin Wang^{†◇}, Wei Hu^{†◇}

[†]University of Michigan, [‡]University of California, Berkeley

{zhiweixu, yixinw, vvh}@umich.edu, zhiyuni@berkeley.edu

ABSTRACT

“Grokking” (Power et al., 2022) is a phenomenon where a neural network first memorizes training data and generalizes poorly, but then suddenly transitions to near-perfect generalization after prolonged training. While intriguing, this delayed generalization phenomenon compromises predictability and efficiency. Ideally, models should generalize directly without delay. To this end, this paper proposes *GrokTransfer*, a simple and principled method for accelerating grokking in training neural networks, based on the key observation that data embedding plays a crucial role in determining whether generalization is delayed. *GrokTransfer* first trains a smaller, weaker model to reach a nontrivial (but far from optimal) test performance. Then, the learned input embedding from this weaker model is extracted and used to initialize the embedding in the target, stronger model.

We rigorously prove that, on a synthetic XOR task where delayed generalization always occurs in normal training, *GrokTransfer* enables the target model to generalize directly without delay. Moreover, we demonstrate that, across empirical studies of different tasks, *GrokTransfer* effectively reshapes the training dynamics and eliminates delayed generalization, for both fully-connected neural networks and Transformers.

1 INTRODUCTION

“Grokking” is an intriguing phenomenon recently discovered by Power et al. (2022), where a neural network first memorizes the training dataset but has poor test performance, and after much longer training, it suddenly transitions to near-perfect generalization. Initially reported for Transformer models trained on modular arithmetic tasks, the grokking phenomenon has since been observed in other settings such as learning group operations (Chughtai et al., 2023), sparse parity (Barak et al., 2022), and image classification (Liu et al., 2023).

While grokking is an interesting phenomenon, it introduces unpredictability into the training process and compromises its practical efficiency. When the model has interpolated the training data with small training loss but still performed poorly on the validation set, it becomes difficult to predict whether or when the model will eventually generalize. Ideally, we would like the model to make continuous progress during training, keeping the gap between training and validation errors minimal. This raises the question:

How can we effectively modify the training dynamics so that the model generalizes without delay?

In this work, we show that data embedding plays a crucial role in determining the training dynamics; an informative embedding enables continuous progress during training. To obtain such an informative embedding without excessive computational cost, we propose a novel method called *GrokTransfer*, which leverages the embedding learned by a weaker, smaller model to accelerate the generalization of a larger target model. See Figure 1a for an overview of *GrokTransfer*.

Specifically, *GrokTransfer* involves two main steps: (1) Train a weaker model until it groks to non-trivial test performance; (2) Extract the weak model’s learned embedding and use a linear

*Equal contribution; ◇ Equal advising.

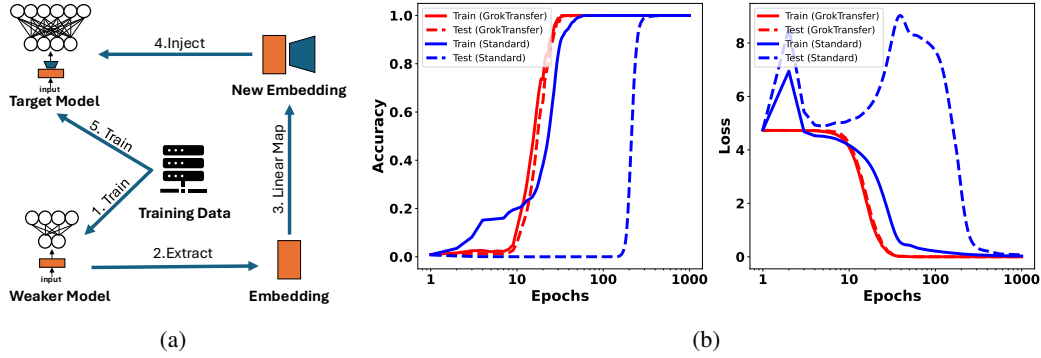


Figure 1: (a) Overview of the GrokTransfer framework. (b) Comparison of the training dynamics of a model trained using GrokTransfer versus one trained from scratch. There is a clear phase transition between memorization and generalization if we train the model from scratch (blue lines). GrokTransfer (red lines) enables the model to make continuous progress, significantly reducing the gap between memorization and generalization. See Appendix A.3 for the detailed experimental setup.

mapping of this embedding to initialize the embedding of the target model. Then, proceed to train the target model. We theoretically study GrokTransfer in the setting of a two-layer neural network trained on a high-dimensional XOR classification task, where normal training exhibits grokking. We prove that GrokTransfer enables the target model to directly generalize without delay. We further empirically verify the effectiveness of GrokTransfer on typical algorithmic tasks that show grokking. This is done for both fully-connected neural networks with trainable embeddings and Transformers. Figure 1b shows typical training curves of GrokTransfer vs. training a target model from scratch, on a modular addition task. It shows that GrokTransfer effectively eliminates grokking and significantly improves efficiency.

In summary, our contributions are as follows:

- We propose a novel method, GrokTransfer, which leverages the embedding learned from a smaller, weaker model to accelerate grokking in the target model.
- We theoretically justify GrokTransfer in an XOR classification task. We further empirically validate our method on several algorithmic tasks that exhibit grokking in normal training, demonstrating that GrokTransfer can effectively eliminate delayed generalization.

1.1 RELATED WORK

Our work draws on two themes around grokking and weak-to-strong knowledge transfer.

Grokking. Liu et al. (2022) reported that the model starts grokking when it learns the hidden structure of the data. Gromov (2023) showed that grokking is robust to different optimizers such as vanilla gradient descent and Adam; and regularization methods including no regularization, weight decay, and dropout. Davies et al. (2023) hypothesized that grokking and double descent, another surprising phenomenon, are caused by the same hidden mechanism. Nanda et al. (2023) reverse-engineered a grokked transformer model for modular addition and reported that the learned algorithm is a composition of trigonometric and inverse trigonometric functions. Merrill et al. (2023) and Varma et al. (2023) contributed to the occurrence of grokking to the competition of sparse (generalizing) and dense (complementary) subnetworks during training. Zhu et al. (2024) showed that models only grok when the training data exceeds some critical size. Liu et al. (2023) attributed grokking to large initialization scale and induced grokking on real-world datasets such as MNIST and IMDb by initializing models with large weight norm. Further work (Miller et al., 2023; Humayun et al., 2024) showed that grokking can also be observed in other scenarios such as Gaussian Process regression and multi-class classification with adversarial samples. A series of theoretical papers have established rigorous results for grokking/delayed generalization in several settings outside of algorithmic tasks: linear regression with linear models (Žunkovič & Ilievski, 2022), and binary classification with neural networks (Lyu et al., 2024; Xu et al., 2024). Lyu et al. (2024) proved that grokking can be induced by a sharp phase transition from kernel regime to rich regime. Mallinar et al. (2024) trained Recursive

Feature Machines on algorithmic tasks and found its training dynamics similar to neural networks, showing that grokking is not restricted to neural networks. He et al. (2024); Wang et al. (2024) found transformers achieve out-of-distribution generalization on some tasks through grokking. Doshi et al. (2024) provided analytical solutions for complex modular arithmetic tasks and hypothesized that some complex modular polynomial tasks cannot be learned by shallow neural networks. Mohamadi et al. (2024) showed that learning modular addition is fundamentally hard for neural networks in the kernel regime. A related phenomenon, termed “sudden drop in the loss” (Chen et al., 2024; Gopalani et al., 2025; Yang et al., 2025), describes an abrupt drop in loss after an extended plateau during online training.

Recent work has proposed several methods to accelerate grokking. Liu et al. (2023) explained grokking through the concept of a “Goldilocks zone”, a spherical shell of weights, and found that restricting the weight norm to a sphere of the appropriate radius during training can accelerate generalization. However, this method introduces instability in the training process and still involves a phase transition. Furuta et al. (2024) suggested initializing the model with weights or embeddings from another model that has already generalized on a different task may accelerate grokking, which needs to train the same model on additional data, while our method do not need additional data. Lee et al. (2024) decomposed the gradient at each step and accelerated grokking by amplifying part of the gradient. Interestingly, Minegishi et al. (2024) demonstrated that the gap between memorization and generalization can be nearly eliminated if a lottery ticket, a set of sparse mask matrices, is applied to the model during training. However, this lottery ticket can only be obtained by first training the same model under the same initialization till generalization. In contrast, our approach can nearly eliminate the phase transition without requiring additional data or pretraining on the same model.

Weak to strong knowledge transfer. Burns et al. (2023) proposed a method where a small model is first fine-tuned as a teacher model. This teacher model is then used to generate pseudo-labels to fine-tune a larger student model. Surprisingly, the student model can outperform the teacher. Wang et al. (2023) designed a learned linear growth operator, which uses a learnable linear map of a pretrained small model’s weights as the initialization for the large model’s weights, to accelerate the training of large models. In contrast to these works, our method focuses on transferring the embedding layer from a weaker model to the target model and reshaping the training dynamics to accelerate grokking.

1.2 NOTATION

For a set S with finite elements, we denote its cardinality by $|S|$ and use $\text{Uniform}(S)$ to represent the uniform distribution over S . We denote the set $\{1, 2, \dots, n\}$ by $[n]$. We use $\text{sgn}(x)$ to represent the sign of a scalar x . For a matrix $A \in \mathbb{R}^{n \times m}$, we denote by $A_{i,\cdot} = [A_{i,1}, \dots, A_{i,m}]$ the i -th row, $A_{:,j} = [A_{1,j}, \dots, A_{n,j}]^\top \in \mathbb{R}^{n \times 1}$ the j -th column, and $\|A\|_F$ the Frobenius norm. We use $\phi(x) = \max\{0, x\}$ to represent the ReLU activation function. We denote the inner product between two vectors a, b by $\langle a, b \rangle$. For two sequences $\{x_n\}$ and $\{y_n\}$, we say $x_n = O(y_n)$ if there exists some constant $C > 0$ such that $x_n \leq C y_n$ for all n and $x_n = \Omega(y_n)$ if $y_n = O(x_n)$.

2 ACCELERATING GROKING VIA EMBEDDING TRANSFER FROM A WEAKER MODEL

2.1 MOTIVATION: THE ROLE OF DATA EMBEDDING

To demonstrate the pivotal role of data embedding in shaping training dynamics, we examine the modular addition task $a + b \bmod p$. Following settings in Nanda et al. (2023) and Liu et al. (2023), we take $p = 113$. The dataset consists of $\{(a, b), y\}_{0 \leq a, b \leq p-1}$ with label $y = (a + b) \bmod p$. 25% of the dataset is randomly sampled as the training set. We evaluate four types of embeddings:

- **One-hot embedding:** Each integer $a \in [0, p - 1]$ is represented by its one-hot encoding.
- **Binary embedding:** Each a is encoded in binary, padded with zeros to the maximum length $\lfloor \log_2(p - 1) \rfloor + 1$.
- **Fourier embedding:** Each a is encoded as a vector of trigonometric functions: $[\cos(\frac{2\pi i_1 a}{p}), \sin(\frac{2\pi i_1 a}{p}), \dots, \cos(\frac{2\pi i_k a}{p}), \sin(\frac{2\pi i_k a}{p})]$, where $i_1, \dots, i_k \in \mathbb{N}$ are predetermined frequencies.

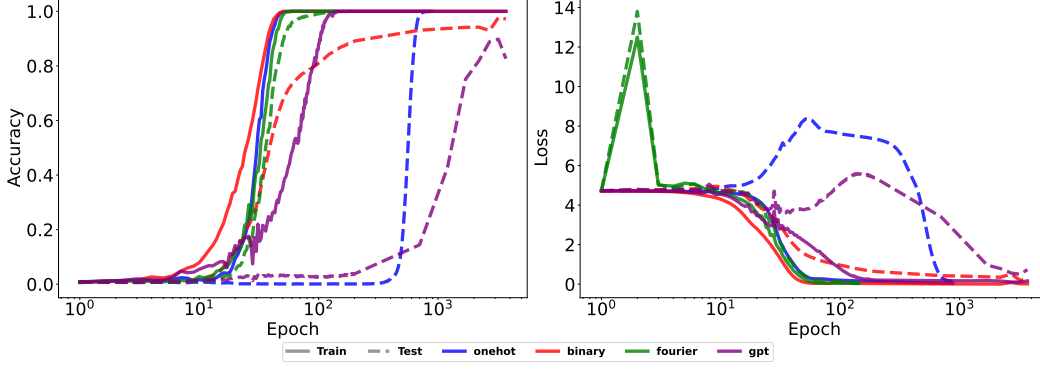


Figure 2: FNN training dynamics using different embeddings for the modular addition task ($p = 113$). The training dynamics vary significantly across different embeddings. The one-hot embedding and GPT embedding exhibit sharp phase transition. See Appendix A.3 for details of the experimental setup.

- **GPT embedding:** Each a is embedded using OpenAI’s `text-embedding-3-small` model (OpenAI, 2024)

One-hot embeddings contain no prior information about the data, while binary embeddings capture the ordinal information of integers. Fourier embeddings, inspired by the analytical solutions learned by neural networks (Nanda et al., 2023; Morwani et al., 2024), encode task-specific information. GPT embeddings encode general information about integers. Figure 2 shows the training dynamics of a feed-forward neural network using these embeddings. The training dynamics with one-hot and GPT embeddings exhibit clear grokking behavior, whereas those with binary and Fourier embeddings show continuous generalization progress. Notably, Fourier embeddings enable the model to simultaneously achieve memorization and perfect generalization. We observe that general embeddings like one-hot and GPT embeddings suffer from generalization delay, while embeddings encoded with task-related information allow the model to generalize continuously.

A series of works (Liu et al., 2023; Kumar et al., 2024; Lyu et al., 2024; Mohamadi et al., 2024) found that the default initialization scale is relatively large and causes generalization delay. They observed that reducing the initialization scale can accelerate grokking and hypothesized that grokking arises from a time gap between the Neural Tangent Kernel (NTK) regime and the feature-learning regime. However, our empirical findings indicate that grokking persists even after carefully tuning the initialization scale (see Appendix A.3.1). This suggests that grokking occurs even when the model is not initialized in the kernel regime, implying that the kernel regime may not be the sole cause of grokking. In Figure 3, we compare the changes in the empirical NTK (Mohamadi et al., 2023) corresponding to the dynamics in Figure 2. The change of empirical NTK evolves similarly across all four types of embeddings (see Appendix A.3 for details).

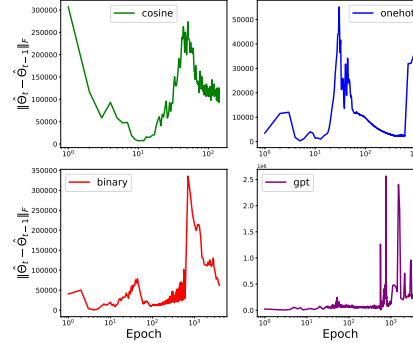


Figure 3: Change of empirical NTK.

In conclusion, the choice of embedding significantly impacts training dynamics, and an informative embedding can close the gap between memorization and generalization. However, finding such an informative embedding for specific tasks is not always straightforward. Binary embedding, for example, reduces the sharp phase transition for modular addition but fails to do so for modular multiplication. In the next section, we will show that constructing a task-specific embedding from training data can be a promising approach to obtaining an informative embedding that can accelerate grokking. The embedding construction can be achieved by training a much smaller, weaker model. Here “small” refers to smaller model expressivity. This weaker model can learn an informative embedding without achieving optimal generalization. This embedding can then be used to positively influence the training dynamics of the larger target model.

2.2 OUR METHOD: GROKTRANSFER

We propose `GrokTransfer`, a simple and principled method for accelerating grokking in training neural networks. In more detail, given a specific task and a training set \mathcal{G} , we consider a target model f_T that has a trainable embedding layer E_T with vocabulary size d_v and embedding dimension d_T . Our proposed method `GrokTransfer` works as follows:

1. **Train a Weaker Model:** Train a weaker model f_W with a trainable embedding table $E_W \in \mathbb{R}^{d_v \times d_W}$ on \mathcal{G} , where d_W is the embedding dimension in the weak model. Train f_W until it groks to a non-trivial performance on the validation set.
2. **Train the Target Model:** Initialize $A = E_W$ and randomly initialize a matrix $B \in \mathbb{R}^{d_W \times d_T}$. Train the target model with an embedding layer set to $E_T = A \cdot B$, where both A and B are trainable.

By training a weaker model, the first step aims to obtain an informative embedding that aids the training of the target model. In practice, the weak model can be much smaller than the target model or can even have a different architecture (e.g., the weak model can be a fully-connected network when the target model is a Transformer; see Section 4). As a result, training a weak model greatly reduces the computational cost of acquiring an informative embedding. This contrasts with the method proposed in Minegishi et al. (2024), which requires the target model to be trained till perfect generalization first. In the next sections, we will demonstrate, both theoretically and empirically, that even if the weak model only partially generalizes (i.e., has a non-trivial but non-optimal test error), its embedding still allows the large model to generalize optimally without delay.

In the second step, we impose a low-rank structure $A \cdot B$ on the embedding E_T while training the target model. This constraint alters the empirical risk landscape and provides a favorable initialization for the embedding table. The intuition behind our method is as follows: by initializing with an informative embedding from the weak model, the target model can bypass the initial phase of pure memorization. Instead, it can start generalizing almost immediately as it begins to optimize the training loss.

3 CASE STUDY: GROKTRANSFER ON XOR CLUSTER DATA

In this section, we theoretically study an XOR classification task and prove that `GrokTransfer` can eliminate grokking for this task.

3.1 THE SETUP OF XOR CLUSTER DATA

We study the setting where the data $x = [x_1, x_2, \dots, x_p]^\top = [x_{\text{signal}}^\top, x_{\text{noise}}^\top]^\top \in \mathbb{R}^p$, $x_{\text{signal}} \sim \text{Uniform}(\{\pm 1\}^2)$, $x_{\text{noise}} \sim \text{Uniform}(\{\pm \varepsilon\}^{p-2})$, and the label $y = x_1 x_2$. Here ε is the parameter that controls the scale of the noise. We denote this data distribution by P and consider n training datapoints $\{(x_i, y_i)\}_{i=1}^n$ drawn i.i.d. from the distribution P . We assume the sample size n to be sufficiently large, specifically larger than any universal constant mentioned in this paper. The data distribution comprises four feature vectors (see Figure 5a for a projected visualization), and the model need learn all four features to achieve perfect generalization.

We denote a width- m two-layer neural network by $f(x) = \sum_{j=1}^m a_j \phi(\langle w_j, x \rangle)$, where $w_j \in \mathbb{R}^p$, $j \in [m]$ are neurons in the hidden layer and $a_j \in \mathbb{R}$, $j \in [m]$ are second-layer weights. The model is randomly initialized by

$$w_j \stackrel{\text{i.i.d.}}{\sim} N(0, w_{\text{init}}^2 I_p), \quad a_j \stackrel{\text{i.i.d.}}{\sim} N(0, a_{\text{init}}^2), \quad j \in [m].$$

Define the empirical risk with the exponential loss as: $\hat{L}(f) = \sum_{i=1}^n l(y_i, f(x_i))/n$, where $l(y, \hat{y}) = \exp(-y\hat{y})$. We use gradient descent (GD) with weight decay $\theta_j^{(t+1)} = (1 - \lambda)\theta_j^{(t)} - \alpha \nabla_{\theta_j} \hat{L}(f^{(t)})$ to update both layers $\{w_j, a_j\}_{j=1}^m$, where λ is the coefficient of L_2 regularization.

Setting $p = 80000$, $n = 400$, $\varepsilon = 0.05$, this configuration approximates one of the distributions explored in Xu et al. (2024), where grokking was observed. Under this setup, we train a two-layer neural network on $\{(x_i, y_i)\}_{i=1}^n$ with default PyTorch initialization. We observe grokking, as shown in Figure 4(a), where overfitting is achieved by the fifth epoch and generalization begins around the

80-th epoch. Below we will show how our method `GrokTransfer` constructs a new embedding and eliminates the observed delay in generalization in subsequent sections.

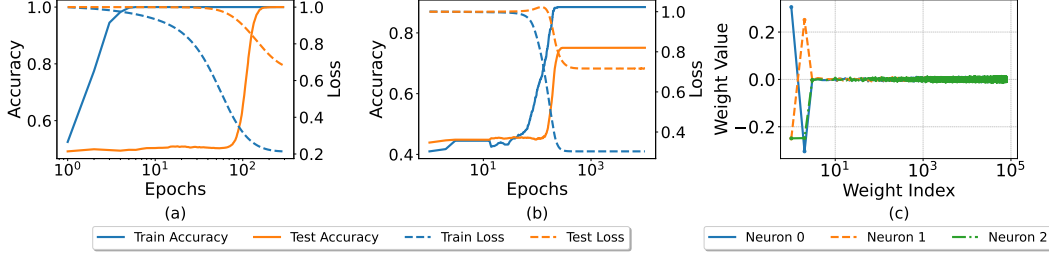


Figure 4: (a) Training dynamics of a two-layer neural network with a hidden width of 2048, where grokking is observed. (b) Training dynamics of a two-layer neural network with a hidden width of 3. The model can only achieve around 75% validation accuracy and a phase transition near 100th epoch is observed. (c) Visualization of individual neuron weights from the model trained in (b). It shows three distinct patterns and each corresponds to a feature direction of the XOR data distribution. See Appendix A.3 for details of the experimental setup.

3.2 EMPIRICAL ANALYSIS OF THE WEAKER MODEL

Applying `GrokTransfer`, we first train a small two-layer neural network with only 3 neurons $f_S(x) = \sum_{j=1}^3 a_j \phi(\langle w_j, x \rangle)$ till convergence (Figure 4(b)). Denote the first-layer weight matrix by $W = [w_1, w_2, w_3] \in \mathbb{R}^{p \times 3}$, the number of training steps by T , and the model after training by $f_S^{(T)}$. Due to the complexity of the training dynamics, it is hard to derive the closed form of $f_S^{(T)}$ and $W^{(T)}$. Below we empirically investigate what information the model has gained and how well it learns.

Figure 4(b) shows that, after training, this weak model has non-trivial performance with test accuracy around 75%. The neurons $\{w_j^{(T)}\}_{j=1}^3$ are visualized in Figure 4(c), displaying patterns $[-1, 1, 0, \dots, 0]$, $[1, -1, 0, \dots, 0]$, and $[-1, -1, 0, \dots, 0]$. Note that the specific features learned by the model are sensitive to its initialization. Nevertheless, we find that empirically, the learned features are always three among the four features $[\pm 1, \pm 1, 0, \dots, 0]$, provided the test accuracy is around 75%.

Notice that an optimal function for this classification task is

$$f(x) = \text{sgn}(\phi(x_1 + x_2) + \phi(-x_1 - x_2) - \phi(-x_1 + x_2) - \phi(x_1 - x_2)),$$

which needs four neurons to represent all features $[\pm 1, \pm 1]$. It thus follows intuitively that the weak model f_S cannot achieve better generalization with only three neurons. Formally, we establish the following lemma regarding the expressive power of f_S .

Lemma 3.1. *For any $f(x) = \sum_{j=1}^3 a_j \phi(w_j^\top x)$, where ϕ is the ReLU activation function, we have*

$$\mathbb{P}_{(x,y) \sim P}(y = \text{sgn}(f(x))) \leq 75\%.$$

Although the model $f_S^{(T)}$ fails to generalize perfectly due to the inherent limitation of capacity, it has correctly selected the subset that contains features after training as shown in Figure 4(c). Consequently, for any input $x \sim P$, $W^{(T)\top} x$ becomes a high-quality embedding for x in a much lower dimensional space. Figure 5a shows that, with this new embedding, data points are well-separated in a three-dimensional space with a relatively high signal-to-noise ratio (SNR) compared to the original embedding.

Next, we empirically examine the order of the ratio between the norm of the complementary subnetwork and the norm of the generalizing subnetwork. This will be used to estimate the SNR of P with the new embedding. Given the structure of the XOR cluster data, the first two rows of $W^{(T)}$ correspond to the generalizing subnetwork. We define the norm ratio between the complementary

and generalizing subnetwork as follows:

$$r_W = \frac{\|W_{3:p,\cdot}^{(T)}\|_F/\sqrt{p-2}}{\|W_{1:2,\cdot}^{(T)}\|_F/\sqrt{2}}.$$

Figure 5b and 5c show that the norm ratio is proportional to ε and $1/\sqrt{n}$, i.e. $r_W \propto \varepsilon/\sqrt{n}$. We will use this property to show that, under mild assumptions, the target model can learn this low-dimensional XOR task with just one step of gradient descent.

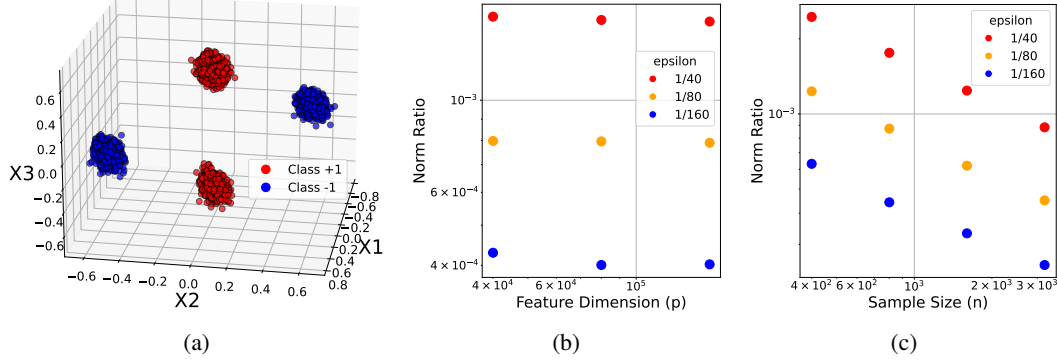


Figure 5: (a) 3-D Visualization of the distribution P with the embedding from the weak model. The clusters are well-separated under the new embedding. (b) Norm ratio r_W for different values of p and ε with fixed sample size n , indicating that r_W does not depend on p . (c) Norm ratio r_W for different values of n and ε with fixed feature dimension p . For each ε , the slope is around $-1/2$, indicating that r_W is proportional to $1/\sqrt{n}$. See Appendix A.3 for details of the experimental setup.

3.3 THEORETICAL ANALYSIS OF THE TARGET MODEL

In this section, we theoretically analyze the behavior of GrokTransfer on the XOR cluster data. We consider the target model as a large model with width m of the form $f_L(x) = \sum_{j=1}^m a_j \phi(\langle v_j, U^\top x \rangle)$, where $U = [u_1, u_2, u_3] \in \mathbb{R}^{p \times 3}$ comes from the first-layer weight matrix $W^{(T)}$ learned by the weak model (visualized in Figure 4(c)). Here, U is the embedding matrix being transferred from the weak model f_S , which will then go through another linear transformation (given by v_j 's) to form the embedding in the target model. Following our observation in Section 3.2, we can write

$$u_1 = [\mu_2^\top, \delta_1^\top]^\top, \quad u_2 = [-\mu_2^\top, \delta_2^\top]^\top, \quad u_3 = [-\mu_1^\top, \delta_3^\top]^\top,$$

where $\mu_1 = [1, 1]^\top$, $\mu_2 = [-1, 1]^\top$ are two orthogonal features of P , and $\delta_j = [\delta_{j,1}, \dots, \delta_{j,p-2}]^\top \in \mathbb{R}^{p-2}$ ($j \in [3]$).¹ Here we let $\delta = [\delta_1, \delta_2, \delta_3] = W_{3:p,\cdot}^{(T)}$. Given a universal constant $C > 1$, we assume

- (A1) The noise scale $\varepsilon \leq (n/(p \log^3 n))^{1/4}$.
- (A2) The norm of the complementary subnetwork satisfies $\|\delta\|_F \leq C\varepsilon\sqrt{p/n}$.
- (A3) The initialization scale $v_{\text{init}} \leq C \log^{-3/2}(n)$.
- (A4) The step size $\sqrt{m}v_{\text{init}}/C \leq \alpha \leq \sqrt{m}v_{\text{init}}$.
- (A5) The number of neurons satisfies $m \geq 2 \log^3 n$.

Here Assumption (A2) corresponds to the finding that $r_W \propto \varepsilon/\sqrt{n}$ in Section 3.2. Assumptions (A1) and (A2) together ensure that the SNR of the distribution P in the new embedding space is large enough. Assumption (A3) controls the initial weight norm of the target model such that the empirical risk starts within a reasonable range. Assumption (A4) guarantees that the step size is appropriately balanced; it is neither too small to prevent meaningful updates after a single-step gradient descent nor

¹We assume that the weak model learned three features $[1, 1]$, $[-1, 1]$, $[-1, -1]$ without loss of generality. Our result will hold the same for any three features among the four features $[\pm 1, \pm 1]$.

too large to cause overly drastic movements. Assumption (A5) ensures that the model’s width is large enough to ensure certain concentration results about the random initialization. All assumptions are satisfied in the empirical setup discussed in Section 3.2.

We denote $a = [a_1, \dots, a_m]^\top \in \mathbb{R}^m$ and $V = [v_1, \dots, v_m] \in \mathbb{R}^{3 \times p}$. We initialize a and V as follows:

$$a_j \stackrel{i.i.d}{\sim} \text{Uniform}(\{\pm 1/\sqrt{m}\}), \quad v_j \stackrel{i.i.d}{\sim} \text{Uniform}(\{\pm v_{\text{init}}\}^3), \quad j \in [m],$$

and keep a and U fixed during the training process.² Following the training method outlined in Section 3.1, we use gradient descent $V^{(t+1)} = V^{(t)} - \alpha \nabla_V \widehat{L}(f_L^{(t)})$ at step t to update the linear layer V , where α is the step size and the empirical risk $\widehat{L}(\cdot)$ is defined in Section 3.1. With the assumptions and initializations, we state the theorem that characterizes the train and test error of the target model after one step.

Theorem 3.2. *Suppose that Assumptions (A1)-(A5) hold. With probability at least $1 - O(1/n^2)$ over the generation of the training data and initial weights of f_L , after one step of training, the classifier $\text{sgn}(f_L^{(1)}(x))$ can correctly classify all training datapoints and generalize with test error no greater than $\exp(-\Omega(\log^2 n))$.*

Theorem 3.2 shows that with `GrokTransfer`, after just one step of gradient descent, the target model overfits all training data and achieves near perfect test accuracy. Notably, this is not in a kernel regime but a feature learning regime. Since models with normal training cannot achieve generalization in one step (Figure 4(a)), this result indicates that our method `GrokTransfer` effectively boosts the generalization speed of the target model and eliminates the time gap between overfitting and generalization. Empirically, the model continues to generalize with further training (see Figure 9 in Appendix A.3). Given that the weaker model f_S has only three neurons, the computational cost of training f_S is negligible compared to the cost of training the target model f_L with sufficiently large width. This implies that `GrokTransfer` may reduce the overall computational cost. In the next section, we will compare the computational cost of our method to that of standard training procedures.

4 EXPERIMENTS

This section empirically studies `GrokTransfer` in modular addition and multiplication, as well as the sparse parity task. Our experiments verify that `GrokTransfer` effectively reshapes the training dynamics and eliminate delayed generalization for both fully-connected neural networks (FNN) and Transformers (TF). The AdamW optimizer (Loshchilov & Hutter, 2019) is used in all experiments in this section.

4.1 FNN \rightarrow FNN

We first consider a three-layer FNN as the target model and conduct `GrokTransfer` on tasks including modular addition, modular multiplication, and (q, k) -parity (Barak et al., 2022). These results are compared to training a target model from scratch. The modular addition task is introduced in Section 2.1, and modular multiplication is defined similarly with the label $y = ab \bmod p$. The (q, k) -parity task consists of a dataset $\{(x, y) : x \in \{\pm 1\}^q, y = \prod_{i \in S} x_i, |S| = k\}$. Following the setting in Merrill et al. (2023), we choose $q = 40$, $k = 3$, and $S = \{1, 2, 3\}$.

For the modular addition and multiplication tasks, we employ a two-layer neural network with a trainable embedding as the weak model, which we train for 10^4 epochs. We then initialize the target model by setting its layer A to the embedding learned by the weak model. Figure 6a and 6b show the training dynamics of the weak model, the target model trained via `GrokTransfer`, and the target model trained from scratch. Notably, `GrokTransfer` nearly eliminates the sharp phase transition observed in normal training. Here all training hyperparameters (initialization scale, learning rate, weight decay) are selected by grid search, and the best configuration is defined as the one that reaches 99% test accuracy the quickest. The oscillations of accuracies in the second row of Figure 6 are related to the “slingshot mechanism” (Thilak et al., 2022) and training instabilities associated with large learning rates (Wortsman et al., 2024). Since large learning rate and this kind of oscillation

²Our result will not be affected if a and U are also trainable. We set them fixed to simplify the analysis while still conveying the main ideas.

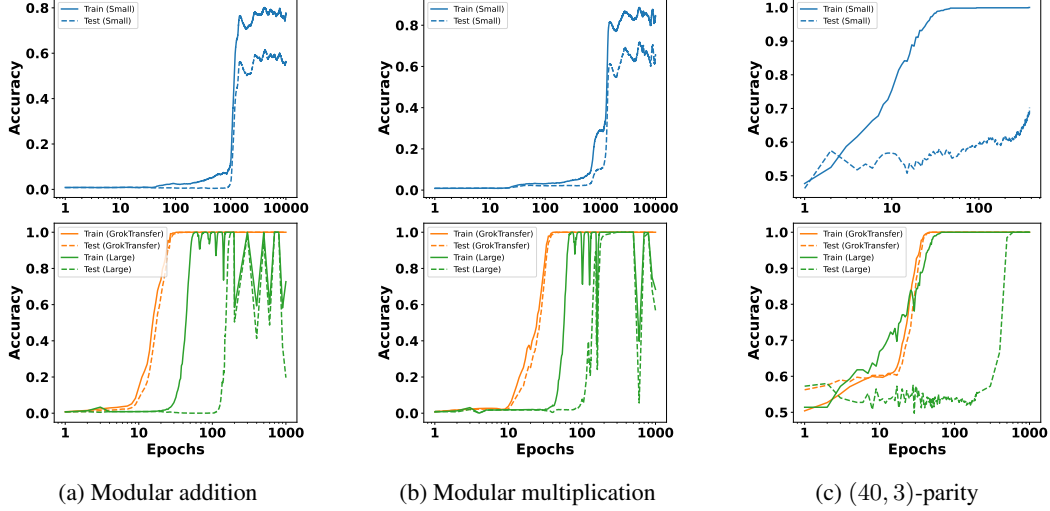


Figure 6: Training dynamics of FNNs on various tasks. The rows represent different models/training methods: The first row shows the dynamics of the weak model used in GrokTransfer, the second row shows the dynamics of the target model trained using GrokTransfer, and the target model trained from scratch. The columns represent different tasks: the first column is for the modular addition task, the second column is for the modular multiplication task, and the third column is for the $(40, 3)$ -parity task. The comparison between the first and second rows shows that the target model trained via GrokTransfer can surpass the weak model’s performance. The comparison within the second row shows that GrokTransfer eliminates the sharp phase transition and enables the model to make continuous progress. See Appendix A.3 for details of the experimental setup.

are believed to help generalization (Damian et al., 2023; Lu et al., 2024), we do not change our configuration selection criteria.

For the parity task, we use a three-layer FNN as the weak model, as empirical evidence suggests that a two-layer FNN without bias terms cannot generalize on this task. The weak model is trained until it achieves 70% test accuracy, after which the first layer’s weight matrix is transferred to the target model. As shown in Figure 6c, the weak model undergoes a generalization delay, but the large model inheriting its embedding generalizes continuously.

Ablation study: To further understand the empirical effectiveness of GrokTransfer, we perform an ablation study by varying the training epochs of the weak model in the modular addition task. We extract the embeddings of the weak model at epochs 100, 500, 800, 900, 1000, 1100, 1500, and 2000. For each embedding, we apply GrokTransfer to the target model and train it for 10^4 epochs. To measure the generalization delay of the target model, we define *Time Gap* as the difference between the first epoch that achieves 95% training accuracy and the first epoch that achieves 95% test accuracy. If the target model fails to reach 95% accuracy, we set $1/\text{Time Gap} = 0$. Figure 7 shows that the test performance of the target model, initialized with the weak model’s embedding, is positively correlated with the test performance of the weak model. A grokked weak model is essential for the target model to achieve near-perfect generalization with minimal generalization delay. We hypothesize that the target model can only generalize well after the weak model has grokked.

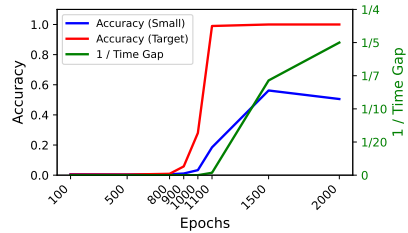


Figure 7: Ablation study showing the effect of the weak model’s performance on the test accuracy of the target model (initialized via GrokTransfer and trained for 10^4 epochs).

4.2 FNN \rightarrow TRANSFORMERS

Interestingly, we find that the embeddings extracted from the weak FNN model can be transferred to the target model even when the target model is a Transformer comparable to the scale of GPT2-small (Radford et al., 2019). Under this FNN \rightarrow TF setting, GrokTransfer still mitigates the generalization delay of the target model. Specifically, we choose the target model to be a Transformer

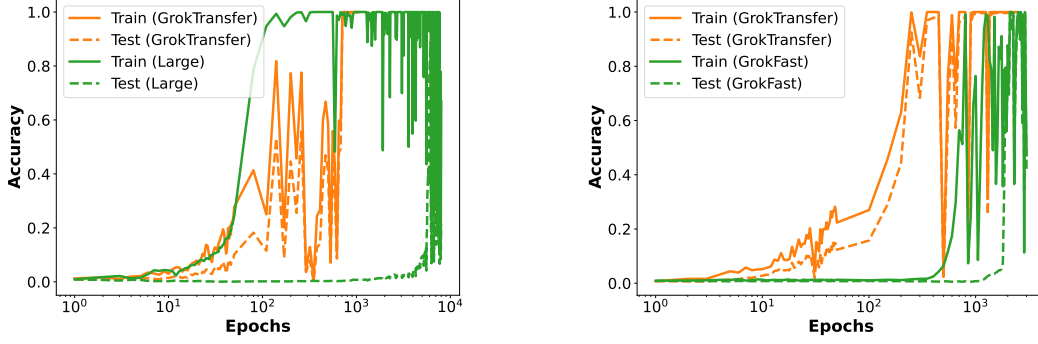


Figure 8: Training dynamics of Transformers on Modular Addition Task. The weak model is a three-layer FNN. (a) Dynamics of the target model (an 8-layer transformer) trained via GrokTransfer, and the target model trained from scratch. (b) Dynamics of the target model (a two-layer Transformer) trained via GrokTransfer, and the target model trained via GrokFast (Lee et al., 2024).

with 8 attention layers, $(d_{\text{embed}}, d_{\text{mlp}}, n_{\text{head}}) = (512, 512, 4)$. For each sample, the input is a sequence with two tokens (a, b) . We extract the embeddings of the weak model in Figure 6a at the point that it first reaches 30% test accuracy. Figure 8(a) shows that GrokTransfer enables the target model to generalize much faster than training from scratch and exhibits little generalization delay. Here both methods suffer from training instability of large learning rates.

In terms of the computation cost, we use wall-clock time as the measure. The computation cost of GrokTransfer comprises the training of weak model and the training of target model. Table 1 shows the total wall-clock time for weak model, target model with GrokTransfer, and target model trained from scratch. The time spent training the weak FNN model is negligible compared to training the target transformer model. The total wall-clock time of GrokTransfer is approximately five times faster than training from scratch.

Model	Weak	Target (GrokTransfer)	Target (scratch)
Total Wall-clock time (ms)	2828	71079	392667

Table 1: Comparison of total wall clock times (forward and backward passes) for different models. The weak model is a three-layer FNN. The target/large model is an 8-layer transformer.

Lee et al. (2024) proposed a gradient amplification algorithm GrokFast to accelerate grokking. We compare GrokTransfer with GrokFast in Figure 8(b). The weak model embedding we transfer is the same as the one used in Figure 8(a). For the target model, we follow the model used in Lee et al. (2024), which is a two-layer decoder-only transformer with $(d_{\text{embed}}, d_{\text{mlp}}, n_{\text{head}}) = (128, 512, 4)$. The Time Gap of GrokTransfer is 46 while the Time Gap of GrokFast is 1119.

5 CONCLUSION

To eliminate the unpredictability associated with grokking, we proposed GrokTransfer, a novel method that effectively accelerates grokking by transferring the embedding from a weaker model. Our method was inspired by the key observation that data embedding critically shapes training dynamics. We theoretically justified GrokTransfer on an XOR classification task. We also empirically evaluated it on various algorithmic tasks known to exhibit grokking under standard training. Our results showed that GrokTransfer can effectively modify training dynamics, enabling continuous progression in model performance.

One limitation of our work is that the theoretical result only considers a relatively simple XOR task. For this task, after transferring the embedding from the smaller model, one step of gradient descent suffices for both memorization and generalization. Theoretical justification for more complex problems is an important future direction. Furthermore, our method focuses solely on accelerating grokking and was only investigated on problems where grokking occurs. It would be interesting to study whether similar ideas can be applied to improve training dynamics or enable weak-to-strong generalization in a broader context.

ACKNOWLEDGMENTS

This work was supported in part by the Office of Naval Research under grant number N00014-23-1-2590, the National Science Foundation under Grant No. 2231174, No. 2310831, No. 2428059, No. 2435696, No. 2440954, and a Michigan Institute for Data Science Propelling Original Data Science (PODS) grant.

REFERENCES

- Boaz Barak, Benjamin Edelman, Surbhi Goel, Sham Kakade, Eran Malach, and Cyril Zhang. Hidden progress in deep learning: Sgd learns parities near the computational limit. *Advances in Neural Information Processing Systems*, 35:21750–21764, 2022.
- Collin Burns, Pavel Izmailov, Jan Hendrik Kirchner, Bowen Baker, Leo Gao, Leopold Aschenbrenner, Yining Chen, Adrien Ecoffet, Manas Joglekar, Jan Leike, Ilya Sutskever, and Jeff Wu. Weak-to-strong generalization: Eliciting strong capabilities with weak supervision. *arXiv preprint arXiv:2312.09390*, 2023.
- Angelica Chen, Ravid Shwartz-Ziv, Kyunghyun Cho, Matthew L Leavitt, and Naomi Saphra. Sudden drops in the loss: Syntax acquisition, phase transitions, and simplicity bias in MLMs. In *The Twelfth International Conference on Learning Representations*, 2024. URL <https://openreview.net/forum?id=MO5PiKHELW>.
- Bilal Chughtai, Lawrence Chan, and Neel Nanda. A toy model of universality: Reverse engineering how networks learn group operations. In *International Conference on Machine Learning*, pp. 6243–6267. PMLR, 2023.
- Alex Damian, Eshaan Nichani, and Jason D. Lee. Self-stabilization: The implicit bias of gradient descent at the edge of stability. In *The Eleventh International Conference on Learning Representations*, 2023. URL <https://openreview.net/forum?id=nhKHA59gXz>.
- Xander Davies, Lauro Langosco, and David Krueger. Unifying grokking and double descent. *arXiv preprint arXiv:2303.06173*, 2023.
- Darshil Doshi, Tianyu He, Aritra Das, and Andrey Gromov. Grokking modular polynomials. *arXiv preprint arXiv:2406.03495*, 2024.
- Hiroki Furuta, Minegishi Gouki, Yusuke Iwasawa, and Yutaka Matsuo. Interpreting grokked transformers in complex modular arithmetic. *arXiv preprint arXiv:2402.16726*, 2024.
- Pulkit Gopalani, Ekdeep S Lubana, and Wei Hu. Abrupt learning in transformers: A case study on matrix completion. *Advances in Neural Information Processing Systems*, 37:55053–55085, 2025.
- Andrey Gromov. Grokking modular arithmetic. *arXiv preprint arXiv:2301.02679*, 2023.
- Tianyu He, Darshil Doshi, Aritra Das, and Andrey Gromov. Learning to grok: Emergence of in-context learning and skill composition in modular arithmetic tasks. *arXiv preprint arXiv:2406.02550*, 2024.
- Ahmed Imtiaz Humayun, Randall Balestriero, and Richard Baraniuk. Deep networks always grok and here is why. *arXiv preprint arXiv:2402.15555*, 2024.
- Jared Kaplan, Sam McCandlish, Tom Henighan, Tom B Brown, Benjamin Chess, Rewon Child, Scott Gray, Alec Radford, Jeffrey Wu, and Dario Amodei. Scaling laws for neural language models. *arXiv preprint arXiv:2001.08361*, 2020.
- Tanishq Kumar, Blake Bordelon, Samuel J. Gershman, and Cengiz Pehlevan. Grokking as the transition from lazy to rich training dynamics. In *The Twelfth International Conference on Learning Representations*, 2024.
- Jaerin Lee, Bong Gyun Kang, Kihoon Kim, and Kyoung Mu Lee. Grokfast: Accelerated grokking by amplifying slow gradients. *arXiv preprint arXiv:2405.20233*, 2024.
- Ziming Liu, Ouail Kitouni, Niklas S Nolte, Eric Michaud, Max Tegmark, and Mike Williams. Towards understanding grokking: An effective theory of representation learning. *Advances in Neural Information Processing Systems*, 35:34651–34663, 2022.
- Ziming Liu, Eric J Michaud, and Max Tegmark. Omnigrok: Grokking beyond algorithmic data. In *The Eleventh International Conference on Learning Representations*, 2023.

- Ilya Loshchilov and Frank Hutter. Decoupled weight decay regularization. In *International Conference on Learning Representations*, 2019. URL <https://openreview.net/forum?id=Bkg6RiCqY7>.
- Miao Lu, Beining Wu, Xiaodong Yang, and Difan Zou. Benign oscillation of stochastic gradient descent with large learning rate. In *The Twelfth International Conference on Learning Representations*, 2024. URL <https://openreview.net/forum?id=wYmvN3sQpG>.
- Kaifeng Lyu, Jikai Jin, Zhiyuan Li, Simon Shaolei Du, Jason D Lee, and Wei Hu. Dichotomy of early and late phase implicit biases can provably induce grokking. In *The Twelfth International Conference on Learning Representations*, 2024.
- Neil Mallinar, Daniel Beaglehole, Libin Zhu, Adityanarayanan Radhakrishnan, Parthe Pandit, and Mikhail Belkin. Emergence in non-neural models: grokking modular arithmetic via average gradient outer product. *arXiv preprint arXiv:2407.20199*, 2024.
- William Merrill, Nikolaos Tsilivis, and Aman Shukla. A tale of two circuits: Grokking as competition of sparse and dense subnetworks. *arXiv preprint arXiv:2303.11873*, 2023.
- Jack Miller, Charles O’Neill, and Thang Bui. Grokking beyond neural networks: An empirical exploration with model complexity. *arXiv preprint arXiv:2310.17247*, 2023.
- Gouki Minegishi, Yusuke Iwasawa, and Yutaka Matsuo. Bridging lottery ticket and grokking: Is weight norm sufficient to explain delayed generalization? In *ICLR 2024 Workshop on Bridging the Gap Between Practice and Theory in Deep Learning*, 2024.
- Mohamad Amin Mohamadi, Wonho Bae, and Danica J Sutherland. A fast, well-founded approximation to the empirical neural tangent kernel. In *International Conference on Machine Learning*, pp. 25061–25081. PMLR, 2023.
- Mohamad Amin Mohamadi, Zhiyuan Li, Lei Wu, and Danica J Sutherland. Why do you grok? a theoretical analysis of grokking modular addition. *arXiv preprint arXiv:2407.12332*, 2024.
- Depen Morwani, Benjamin L. Edelman, Costin-Andrei Oncescu, Rosie Zhao, and Sham M. Kakade. Feature emergence via margin maximization: case studies in algebraic tasks. In *The Twelfth International Conference on Learning Representations*, 2024. URL <https://openreview.net/forum?id=i9wDX850jR>.
- Neel Nanda, Lawrence Chan, Tom Lieberum, Jess Smith, and Jacob Steinhardt. Progress measures for grokking via mechanistic interpretability. In *The Eleventh International Conference on Learning Representations*, 2023.
- OpenAI. text-embedding-3-small model. <https://platform.openai.com/docs/models/embedding-3>, 2024.
- Alethea Power, Yuri Burda, Harri Edwards, Igor Babuschkin, and Vedant Misra. Grokking: Generalization beyond overfitting on small algorithmic datasets. *arXiv preprint arXiv:2201.02177*, 2022.
- Alec Radford, Jeffrey Wu, Rewon Child, David Luan, Dario Amodei, Ilya Sutskever, et al. Language models are unsupervised multitask learners. *OpenAI blog*, 1(8):9, 2019.
- Vimal Thilak, Etai Littwin, Shuangfei Zhai, Omid Saremi, Roni Paiss, and Joshua Susskind. The slingshot mechanism: An empirical study of adaptive optimizers and the grokking phenomenon. *arXiv preprint arXiv:2206.04817*, 2022.
- Vikrant Varma, Rohin Shah, Zachary Kenton, János Kramár, and Ramana Kumar. Explaining grokking through circuit efficiency. *arXiv preprint arXiv:2309.02390*, 2023.
- Boshi Wang, Xiang Yue, Yu Su, and Huan Sun. Grokking transformers are implicit reasoners: A mechanistic journey to the edge of generalization. *arXiv preprint arXiv:2405.15071*, 2024.

- Peihao Wang, Rameswar Panda, Lucas Torroba Hennigen, Philip Greengard, Leonid Karlinsky, Rogerio Feris, David Daniel Cox, Zhangyang Wang, and Yoon Kim. Learning to grow pretrained models for efficient transformer training. In *The Eleventh International Conference on Learning Representations*, 2023. URL <https://openreview.net/forum?id=cDYRS5iZl6f>.
- Mitchell Wortsman, Peter J Liu, Lechao Xiao, Katie E Everett, Alexander A Alemi, Ben Adlam, John D Co-Reyes, Izzeddin Gur, Abhishek Kumar, Roman Novak, Jeffrey Pennington, Jascha Sohl-Dickstein, Kelvin Xu, Jaehoon Lee, Justin Gilmer, and Simon Kornblith. Small-scale proxies for large-scale transformer training instabilities. In *The Twelfth International Conference on Learning Representations*, 2024. URL <https://openreview.net/forum?id=d8w0pmvXbZ>.
- Zhiwei Xu, Yutong Wang, Spencer Frei, Gal Vardi, and Wei Hu. Benign overfitting and grokking in ReLU networks for XOR cluster data. In *The Twelfth International Conference on Learning Representations*, 2024.
- Yongyi Yang, Core Francisco Park, Ekdeep Singh Lubana, Maya Okawa, Wei Hu, and Hidenori Tanaka. Dynamics of concept learning and compositional generalization. In *The Thirteenth International Conference on Learning Representations*, 2025. URL <https://openreview.net/forum?id=slz00YBEF8>.
- Xuekai Zhu, Yao Fu, Bowen Zhou, and Zhouhan Lin. Critical data size of language models from a grokking perspective. *arXiv preprint arXiv:2401.10463*, 2024.
- Bojan Žunkovič and Enej Ilievski. Grokking phase transitions in learning local rules with gradient descent. *arXiv preprint arXiv:2210.15435*, 2022.

A APPENDIX

A.1	Proofs	15
A.1.1	Proof of Lemma 3.1	15
A.1.2	Proof of Theorem 3.2	15
A.2	Additional Experiments	25
A.3	Experimental details	25
A.3.1	Experiments in Section 1 and 2.1	25
A.3.2	Experiments in Section 3	26
A.3.3	Experiments in Section 4	26
A.4	Additional Discussion	27
A.4.1	Forward Pass FLOPs estimation for Models in Figure 8 Left	27
A.4.2	Additional Experiments	27

A.1 PROOFS

A.1.1 PROOF OF LEMMA 3.1

Lemma 3.1. For any $f(x) = \sum_{j=1}^3 a_j \phi(w_j^\top x)$, where ϕ is the ReLU activation function, we have

$$\mathbb{P}_{(x,y) \sim P}(y = \text{sgn}(f(x))) \leq 75\%.$$

Proof. For any $(x, y) \sim P$, define $x' = (x_1, -x_2, x_3, \dots, x_p)$ and $y' = \text{sgn}(x'_1 x'_2) = -y$. It is sufficient to show that if $y = \text{sgn}(f(x))$, $y = \text{sgn}(f(-x))$, $y' = \text{sgn}(f(x'))$, then $y' \neq \text{sgn}(f(-x'))$ with probability 1.

Assume $y = \text{sgn}(f(x))$ and $y = \text{sgn}(f(-x))$. Given $\phi(z) \geq 0, \forall z$, $y = \text{sgn}(f(x))$ implies that there exists at least one $i \in [3]$ such that a_i has the same sign as y and $w_i^\top x > 0$. Without loss of generality, assume $\text{sgn}(a_1) = y$, $w_1^\top x > 0$. Then for $(-x, -y)$, it follows that

$$f(-x) = \sum_{j=1}^3 a_j \phi(-w_j^\top x) = a_2 \phi(-w_2^\top x) + a_3 \phi(-w_3^\top x)$$

has the same sign as y . Again without loss of generality, we assume $\text{sgn}(a_2) = y$.

If $y' = \text{sgn}(f(x'))$ and $y' \neq \text{sgn}(f(-x'))$ hold, following the same discussion, we have that at least two a_i 's have the same sign as $y' = -y$, which contradicts the previous assumption that $\text{sgn}(a_1) = \text{sgn}(a_2) = y$. \square

A.1.2 PROOF OF THEOREM 3.2

Additional notations: For training dataset $\{(x_i, y_i)\}_{i=1}^n$, we denote the signal of x_i by $\bar{x}_i = [x_{i,1}, x_{i,2}]^\top \in \{\pm\mu_1, \pm\mu_2\}$. For each $\mu \in \{\pm\mu_1, \pm\mu_2\}$, define

$$\mathcal{I}_\mu = \{i \in [n] : \bar{x}_i = \mu\}$$

and $n_\mu = |\mathcal{I}_\mu|$. Denote the new embedding of the i -th datapoint by $z_i = U^\top x_i, i \in [n]$. Define

$$\nu_i = [\mu_2, -\mu_2, -\mu_1]^\top \mu_i, \quad i = 1, 2.$$

Then $\nu_1 = [0, 0, -2]$, $\nu_2 = [2, -2, 0]$, and $\{\pm\nu_1, \pm\nu_2\}$ becomes the features for P with the new embedding. Denote the signal of z_i by $\bar{z}_i = [\mu_2, -\mu_2, -\mu_1]^\top \bar{x}_i$. Define the set of training data

$$\mathcal{G}_{\text{data}} = \{ \{(x_i, y_i)\}_{i=1}^n : \|z_i - \bar{z}_i\| \leq \varepsilon^2 \sqrt{\frac{p}{n}} \log n, \text{ for all } i \in [n] \}.$$

By Lemma A.2, $\mathbb{P}(\{(x_i, y_i)\}_{i=1}^n \in \mathcal{G}_{\text{data}}) \geq 1 - \exp(-\Omega(\log^2 n))$. We further define sets to separate the second-layer coefficients for the ease of discussion:

$$\mathcal{J}_{\text{Pos}} = \{j \in [m] : a_j > 0\}; \quad \mathcal{J}_{\text{Neg}} = \{j \in [m] : a_j < 0\}.$$

We divide the index of neurons by its initialization and define $\mathcal{J}_e = \{j \in [m] : v_j^{(0)} = v_{\text{init}} e\}$ for $e \in \text{Uniform}(\{\pm 1\})^3$. We further define

$$\mathcal{J}_{\text{Pos}, e} = \mathcal{J}_{\text{Pos}} \cap \mathcal{J}_e; \quad \mathcal{J}_{\text{Neg}, e} = \mathcal{J}_{\text{Neg}} \cap \mathcal{J}_e.$$

For each initialization of $v_j^{(0)}$, we denote the set of datapoints which have positive inner product with it by

$$\mathcal{I}_{e, \mu} = \{i \in \mathcal{I}_\mu : \langle e, z_i \rangle > 0\}, \quad e \in \text{Uniform}(\{\pm 1\}^3), \mu \in \{\pm\mu_1, \pm\mu_2\}.$$

Theorem 3.2. *Suppose that Assumptions (A1)-(A5) hold. With probability at least $1 - O(1/n^2)$ over the generation of the training data and initial weights of f_L , after one step of training, the classifier $\text{sgn}(f_L^{(1)}(x))$ can correctly classify all training datapoints and generalize with test error no greater than $\exp(-\Omega(\log^2 n))$.*

Proof. For brevity, we omit the subscript L in f_L in the proof below.

At step $t = 0$: for each (x_i, y_i) , we have

$$f^{(0)}(x_i) = \sum_{j=1}^m a_j \phi(\langle v_j^{(0)}, z_i \rangle),$$

where $a_j \phi(\langle v_j^{(0)}, z_i \rangle)$, $j \in [m]$ are bounded random variables with zero mean. The absolute bound is

$$|a_j \phi(\langle v_j^{(0)}, z_i \rangle)| \leq \frac{\sqrt{3}v_{\text{init}}}{\sqrt{m}} (\max_i \|\bar{z}_i\| + \varepsilon^2 \sqrt{p/n} \log n) \leq 5v_{\text{init}}/\sqrt{m},$$

where the first inequality uses Lemma A.2 and the second inequality uses $\max_i \|\bar{z}_i\| = 2\sqrt{2}$ and Assumption (A1). Then by Hoeffding's inequality and law of total probability,

$$\mathbb{P}(|f^{(0)}(x_i)| > t) \leq \mathbb{P}(|f^{(0)}(x_i)| > t | \mathcal{G}_{\text{data}}) + \mathbb{P}(\mathcal{G}_{\text{data}}) \leq 2 \exp\left(-\frac{2t^2}{25v_{\text{init}}^2}\right) + \exp(-\Omega(\log^2 n)).$$

Let $t = v_{\text{init}} \log n$. It follows that

$$\begin{aligned} \mathbb{P}(\max_{i \in [n]} |f^{(0)}(x_i)| \leq t) &\geq 1 - \sum_{i=1}^n \mathbb{P}(|f^{(0)}(x_i)| > t) \\ &\geq 1 - 2n \exp\left(-\frac{2 \log^2 n}{25}\right) - n \exp(-\Omega(\log^2 n)) = 1 - \exp(-\Omega(\log^2 n)). \end{aligned} \tag{1}$$

We define a set of training data and initial weights:

$$\mathcal{G} = \left\{ \left(\{(x_i, y_i)\}_{i=1}^n, a, V^{(0)} \right) : \{(x_i, y_i)\}_{i=1}^n \in \mathcal{G}_{\text{data}}, \text{ condition (1) and } \right. \\ \left. \text{all conditions in Lemma A.1 and A.4 hold} \right\}.$$

Combining (1), Lemma A.1, A.2, and A.4 then applying the union bound, we have

$$\mathbb{P}(\{(x_i, y_i)\}_{i=1}^n, a, V^{(0)} \in \mathcal{G}) \geq 1 - \exp(-\Omega(\log^2 n)) - O\left(\frac{1}{n^2}\right) - O\left(\frac{1}{n^4}\right) = 1 - O\left(\frac{1}{n^2}\right).$$

Denote $l_i^{(t)} = l(y_i, f^{(t)}(x_i)) = \exp(-y_i f^{(t)}(x_i))$. Conditioning on \mathcal{G} , the ratio between the maximum and minimum loss is bounded by:

$$R^{(0)} := \frac{\max_{i \in [n]} l_i^{(0)}}{\min_{i \in [n]} l_i^{(0)}} \leq \exp(2v_{\text{init}} \log n). \quad (2)$$

For each j , below we will analyze the gradient descent update for all possible combinations of $a_j^{(0)}, v_j^{(0)}$ conditioning on the event \mathcal{G} .

(1) When $a_j > 0$: If $v_j^{(0)} = v_{\text{init}}[1, 1]$, then according to Lemma A.1, we have

$$\mathcal{I}_{[1,1,1],+\mu_1} = \emptyset; \quad \mathcal{I}_{[1,1,1],-\mu_1} = \mathcal{I}_{-\mu_1}; \quad \left| |\mathcal{I}_{[1,1,1],\mu}| - \frac{n_\mu}{2} \right| \leq \sqrt{n \log n}, \mu = \pm \mu_2. \quad (3)$$

Recall that the gradient descent update of $v_j^{(t)}$ is

$$v_j^{(t+1)} = v_j^{(t)} + \frac{\alpha}{n} a_j \sum_{i=1}^n y_i \exp(-y_i f^{(t)}(x_i)) \phi'(\langle v_j^{(t)}, z_i \rangle) z_i. \quad (4)$$

It follows that

$$\begin{aligned} v_{j,3}^{(1)} &= v_{j,3}^{(0)} + \frac{\alpha}{n} a_j \sum_{i=1}^n y_i l_i^{(0)} \phi'(\langle v_j^{(0)}, z_i \rangle) z_{i,3} \\ &= v_{j,3}^{(0)} + \frac{\alpha}{n} a_j \sum_{i \in \mathcal{I}_{-\mu_1}} y_i l_i^{(0)} z_{i,3} + \frac{\alpha}{n} a_j \sum_{i \in \mathcal{I}_{[1,1,1],\mu_2} \cup \mathcal{I}_{[1,1,1],-\mu_2}} y_i l_i^{(0)} z_{i,3} \\ &\geq v_{\text{init}} + \frac{2\alpha}{n\sqrt{m}} \sum_{i \in \mathcal{I}_{-\mu_1}} l_i^{(0)} - O\left(\frac{\alpha}{\sqrt{m}} \max_i l_i^{(0)} \varepsilon^2 \sqrt{\frac{p}{n}} \log n\right) \\ &\geq v_{\text{init}} + \frac{1.9\alpha |\mathcal{I}_{-\mu_1}|}{n\sqrt{m}} \exp(-v_{\text{init}} \log n) \geq v_{\text{init}} + \frac{1.9\alpha}{4\sqrt{m}} \left(1 - \frac{4}{\log n}\right) (1 - v_{\text{init}} \log n) \\ &\geq v_{\text{init}} + \frac{2\alpha}{5\sqrt{m}}, \end{aligned} \quad (5)$$

where the first inequality uses Lemma A.2 and $\bar{z}_{i,3} = 0, i \in \mathcal{I}_{\pm\mu_2}$; the second inequality uses Assumption (A1), (A3) and (A4); the third inequality uses Lemma A.4 and $\exp(x) \geq 1 + x$. Further for $l = 1, 2$, we have

$$\begin{aligned} |v_{j,l}^{(1)} - v_{j,l}^{(0)}| &= \left| \frac{\alpha}{n} a_j \sum_{i \in \mathcal{I}_{-\mu_1}} y_i l_i^{(0)} z_{i,l} + \frac{\alpha}{n} a_j \sum_{i \in \mathcal{I}_{[1,1,1],\mu_2} \cup \mathcal{I}_{[1,1,1],-\mu_2}} y_i l_i^{(0)} z_{i,l} \right| \\ &= \frac{\alpha}{n} a_j \left| \sum_{i \in \mathcal{I}_{-\mu_1} \cup \mathcal{I}_{[1,1,1],\mu_2} \cup \mathcal{I}_{[1,1,1],-\mu_2}} y_i l_i^{(0)} (z_{i,l} - \bar{z}_{i,l}) \right. \\ &\quad \left. - \left[\sum_{i \in \mathcal{I}_{[1,1,1],\mu_2}} l_i^{(0)} \bar{z}_{i,l} + \sum_{i \in \mathcal{I}_{[1,1,1],-\mu_2}} l_i^{(0)} \bar{z}_{i,l} \right] \right| \\ &\leq \frac{\alpha}{\sqrt{m}} \exp(v_{\text{init}} \log n) \varepsilon^2 \sqrt{\frac{p}{n}} \log n + \frac{2\alpha}{n\sqrt{m}} \left| \sum_{i \in \mathcal{I}_{[1,1,1],\mu_2}} l_i^{(0)} - \sum_{i \in \mathcal{I}_{[1,1,1],-\mu_2}} l_i^{(0)} \right| \\ &\leq \frac{\alpha}{\sqrt{m}} \exp(v_{\text{init}} \log n) \varepsilon^2 \sqrt{\frac{p}{n}} \log n + \frac{2\alpha}{n\sqrt{m}} \exp(v_{\text{init}} \log n) \left(\frac{n}{8} + \frac{n}{2 \log n} \right. \\ &\quad \left. + \sqrt{n \log n} - \exp(-2v_{\text{init}} \log n) \left(\frac{n}{8} - \frac{n}{2 \log n} - \sqrt{n \log n} \right) \right) \\ &\leq C \frac{\alpha \varepsilon^2 \sqrt{p}}{\sqrt{mn}} \log n + C \frac{\alpha}{n\sqrt{m}} \left(\frac{n}{\log n} + v_{\text{init}} n \log n \right) \leq C \frac{\alpha}{\sqrt{m \log n}}, \end{aligned} \quad (6)$$

where the first inequality uses (2) and $\bar{z}_{i,l} = -\bar{z}_{j,l}$ for $i \in \mathcal{I}_{[1,1,1],\mu_2}, j \in \mathcal{I}_{[1,1,1],-\mu_2}$; the second inequality uses (2), (3), and (B4) in Lemma A.4; the third inequality uses Assumption (A1)-(A5); and the last inequality uses Assumption (A1), (A3) and (A4).

For a datapoint $(x, y) \sim P$, define $z = [z_1, z_2, z_3]^\top = U^\top x$. Applying Lemma A.3 we obtain

$$\mathbb{P}(\|z - \bar{z}\| \leq \varepsilon^2 \sqrt{\frac{p}{n}} \log n) \geq 1 - \exp(-\Omega(\log^2 n)).$$

Conditioning on

$$\|z - \bar{z}\| \leq \varepsilon^2 \sqrt{\frac{p}{n}} \log n, \quad (7)$$

if $x_{\text{signal}} = -\mu_1$, we combine (5) and (6) and have

$$\langle v_j^{(1)}, z \rangle = \langle v_j^{(1)}, \bar{z} \rangle + \langle v_j^{(1)}, z - \bar{z} \rangle \geq 2(v_{\text{init}} + \frac{2\alpha}{5\sqrt{m}}) - C v_{\text{init}} \varepsilon^2 \sqrt{\frac{p}{n}} \log n \geq \frac{3}{2}(v_{\text{init}} + \frac{2\alpha}{5\sqrt{m}}). \quad (8)$$

Further for any pair j_1, j_2 with $v_{j_1}^{(0)} = v_{j_2}^{(0)} = v_{\text{init}}[1, 1, 1]$ and $a_{j_1} > 0, a_{j_2} < 0$:

If $\langle v_{j_2}^{(1)}, z \rangle < 0$, it follows that

$$\begin{aligned} z_3 \frac{\alpha}{n\sqrt{m}} \sum_{i=1}^n y_i l_i^{(0)} \phi'(\langle v_{j_2}^{(0)}, z_i \rangle) z_{i,3} &= -\langle v_{j_2}^{(1)}, z \rangle + z_3 v_{j_2,3}^{(0)} + \sum_{l=1}^2 z_l v_{j_1,l}^{(1)} \\ &\geq z_3 v_{\text{init}} - \sum_{l=1}^2 |z_l - \bar{z}_l| |v_{j_2,l}^{(1)}| \\ &\geq z_3 v_{\text{init}} - 2\varepsilon^2 \sqrt{\frac{p}{n}} \log n (v_{\text{init}} + C \frac{\alpha}{\sqrt{m \log n}}) \geq \frac{z_3}{2} v_{\text{init}}, \end{aligned} \quad (9)$$

where the first inequality uses $v_{j_2,3}^{(0)} = v_{\text{init}}$ and $\bar{z}_l = 0, l = 1, 2$; the second inequality uses (7); and the last inequality uses condition (7), $\bar{z}_3 = 2$, and Assumption (A1), (A3) and (A4). Combining (5) and (9), we have

$$\frac{\alpha}{n\sqrt{m}} \sum_{i=1}^n y_i l_i^{(0)} \phi'(\langle v_{j_2}^{(0)}, z_i \rangle) z_{i,3} \geq \max\{\frac{v_{\text{init}}}{2}, \frac{2\alpha}{5\sqrt{m}}\},$$

which together with (6) yield that

$$\begin{aligned} a_{j_1} \phi(\langle v_{j_1}^{(1)}, z \rangle) + a_{j_2} \phi(\langle v_{j_2}^{(1)}, z \rangle) &= a_{j_1} \langle v_{j_1}^{(1)}, z \rangle \\ &= \frac{1}{\sqrt{m}} \left[\langle v_{j_1}^{(0)}, z \rangle + \frac{\alpha}{n\sqrt{m}} z_3 \sum_{i=1}^n y_i l_i^{(0)} \phi'(\langle v_{j_2}^{(0)}, z_i \rangle) z_{i,3} + \sum_{l=1}^2 (v_{j_1,l}^{(1)} - v_{j_1,l}^{(0)}) z_l \right] \\ &\geq \frac{1}{\sqrt{m}} \left[v_{\text{init}} + \max\{\frac{v_{\text{init}}}{2}, \frac{2\alpha}{5\sqrt{m}}\} - C v_{\text{init}} \varepsilon^2 \sqrt{\frac{p}{n}} \log n - C \frac{\alpha}{\sqrt{m \log n}} \varepsilon^2 \sqrt{\frac{p}{n}} \log n \right] \\ &\geq \frac{1}{\sqrt{m}} \left[v_{\text{init}} + \frac{v_{\text{init}}}{4} + \frac{\alpha}{5\sqrt{m}} - C v_{\text{init}} \varepsilon^2 \sqrt{\frac{p}{n}} \log n - C \frac{\alpha}{\sqrt{m \log n}} \varepsilon^2 \sqrt{\frac{p}{n}} \log n \right] \\ &\geq \frac{v_{\text{init}}}{\sqrt{m}} + \frac{\alpha}{10m}, \end{aligned} \quad (10)$$

where the second inequality uses $\max(x, y) \geq (x + y)/2$ and the last inequality uses the fact that n is sufficiently large.

If $\langle v_{j_2}^{(1)}, z \rangle > 0$, we have

$$\begin{aligned} a_{j_1} \phi(\langle v_{j_1}^{(1)}, z \rangle) + a_{j_2} \phi(\langle v_{j_2}^{(1)}, z \rangle) &= \frac{1}{\sqrt{m}} \langle v_{j_1}^{(1)} - v_{j_2}^{(1)}, z \rangle \\ &= \frac{1}{\sqrt{m}} \langle v_{j_1}^{(1)} - v_{j_1}^{(0)}, z \rangle - \frac{1}{\sqrt{m}} \langle v_{j_2}^{(1)} - v_{j_2}^{(0)}, z \rangle \\ &= \frac{1}{\sqrt{m}} \left[2 \frac{\alpha}{n\sqrt{m}} z_3 \sum_{i=1}^n y_i l_i^{(0)} \phi'(\langle v_{j_1}^{(0)}, z_i \rangle) z_{i,3} + \sum_{l=1}^2 (v_{j_1,l}^{(1)} - v_{j_2,l}^{(1)}) (z_l - \bar{z}_l) \right] \\ &\geq \frac{1}{\sqrt{m}} \left[\frac{4\alpha}{5\sqrt{m}} - C \frac{\alpha}{\sqrt{m \log n}} \varepsilon^2 \sqrt{\frac{p}{n}} \log n \right] \geq \frac{2\alpha}{5m}, \end{aligned} \quad (11)$$

where the second equation uses $v_{j_1}^{(0)} = v_{j_2}^{(0)}$; the third equation uses (4); the first inequality uses (5); and the second inequality uses Assumption (A1). Combining (10) and (11), it follows that

$$a_{j_1} \phi(\langle v_{j_1}^{(1)}, z \rangle) + a_{j_2} \phi(\langle v_{j_2}^{(1)}, z \rangle) \geq \frac{2\alpha}{5m} \quad (12)$$

when $v_{j_1}^{(0)} = v_{j_2}^{(0)} = v_{\text{init}}[1, 1, 1]$ and $x_{\text{signal}} = -\mu_1$.

If $x_{\text{signal}} = +\mu_1$, following the same procedure, we obtain that $\langle v_j^{(1)}, z \rangle < 0$ for $a_j > 0$. For $a_j < 0$, similar to (5), we have

$$\begin{aligned} v_{j,3}^{(1)} &= v_{j,3}^{(0)} + \frac{\alpha}{n} a_j \sum_{i \in \mathcal{I}_{-\mu_1}} y_i l_i^{(0)} z_{i,3} + \frac{\alpha}{n} a_j \sum_{i \in \mathcal{I}_{[1,1,1],\mu_2} \cup \mathcal{I}_{[1,1,1],-\mu_2}} y_i l_i^{(0)} z_{i,3} \\ &\geq v_{\text{init}} - \frac{2\alpha}{n\sqrt{m}} \sum_{i \in \mathcal{I}_{-\mu_1}} l_i^{(0)} - O\left(\frac{\alpha}{\sqrt{m}} \max_i l_i^{(0)} \varepsilon^2 \sqrt{\frac{p}{n}} \log n\right) \\ &\geq v_{\text{init}} - \frac{2.1\alpha |\mathcal{I}_{-\mu_1}|}{n\sqrt{m}} \exp(v_{\text{init}} \log n) \geq v_{\text{init}} - \frac{2.1\alpha}{4\sqrt{m}} \left(1 + \frac{4}{\log n}\right) (1 + 2v_{\text{init}} \log n) \\ &\geq v_{\text{init}} - \frac{3\alpha}{4\sqrt{m}} \geq \frac{v_{\text{init}}}{4}, \end{aligned} \quad (13)$$

where the last inequality comes from Assumption (A4). Then $\langle v_j^{(1)}, z \rangle < 0$ also hold for $a_j < 0$ following the same analysis. Thus we have

$$a_{j_1} \phi(\langle v_{j_1}^{(1)}, z \rangle) + a_{j_2} \phi(\langle v_{j_2}^{(1)}, z \rangle) = 0 \quad (14)$$

when $v_{j_1}^{(0)} = v_{j_2}^{(0)} = v_{\text{init}}[1, 1, 1]$ and $x_{\text{signal}} = +\mu_1$.

If $x_{\text{signal}} \in \{\pm\mu_2\}$, combining (5) and (6), we have

$$\begin{aligned} |\langle v_j^{(1)}, z \rangle| &\leq |\langle v_j^{(0)}, \bar{z} \rangle| + |\langle v_j^{(0)}, z - \bar{z} \rangle| + |\langle v_j^{(1)} - v_j^{(0)}, \bar{z} \rangle| + |\langle v_j^{(1)} - v_j^{(0)}, z - \bar{z} \rangle| \\ &\leq 0 + v_{\text{init}} \varepsilon^2 \sqrt{\frac{p}{n}} \log n + 0 + C \frac{\alpha}{\sqrt{m}} \varepsilon^2 \sqrt{\frac{p}{n}} \log n \leq 2v_{\text{init}} \varepsilon^2 \sqrt{\frac{p}{n}} \log n, \end{aligned}$$

where the last inequality uses Assumption (A3) and (A4). Thus

$$|a_j \langle v_j^{(1)}, z \rangle| \leq 2v_{\text{init}} \varepsilon^2 \sqrt{\frac{p}{nm}} \log n \leq \frac{2v_{\text{init}}}{\sqrt{m \log n}}. \quad (15)$$

Note that neurons initialized with $v_{\text{init}}[i, i, k]$, $i, k \in \{\pm 1\}$ share very similar dynamics and following the same procedure, specifically, if $k = +1$ (resp. -1), the neurons align well with $-\mu_1$ (resp. $+\mu_1$). Additionally, the neurons do not align well with $\pm\mu_2$ for both $i = +1$ and $i = -1$. For brevity, we omit the analysis for $v_j^{(0)} = v_{\text{init}}[i, i, k]$, $i, k \in \{\pm 1\} \setminus \{v_{\text{init}}[1, 1, 1]\}$.

Next we analyze the one-step update of neuron v_j with initialization $v_{\text{init}}[1, -1, 1]$.

(2) If $v_j^{(0)} = v_{\text{init}}[1, -1, 1]$, then according to Lemma A.1, we have

$$\mathcal{I}_{[1,-1,1],+\mu_1} = \emptyset; \quad \mathcal{I}_{[1,-1,1],-\mu_1} = \mathcal{I}_{-\mu_1}; \quad \mathcal{I}_{[1,-1,1],\mu_2} = \mathcal{I}_{+\mu_2}; \quad \mathcal{I}_{[1,-1,1],-\mu_2} = \emptyset. \quad (16)$$

Similar to (5), we have

$$\begin{aligned}
\left| v_{j,3}^{(1)} - \left(v_{j,3}^{(0)} + \frac{\alpha}{2} a_j \right) \right| &= \left| \frac{\alpha}{n} a_j \sum_{i=1}^n y_i l_i^{(0)} \phi'(\langle v_j^{(0)}, z_i \rangle) z_{i,3} - \frac{\alpha}{2} a_j \right| \\
&= \left| \frac{\alpha}{n} a_j \left[\sum_{i \in \mathcal{I}_{-\mu_1}} y_i l_i^{(0)} z_{i,3} + \sum_{i \in \mathcal{I}_{+\mu_2}} y_i l_i^{(0)} z_{i,3} \right] - \frac{\alpha}{2} a_j \right| \\
&= \left| \frac{\alpha}{n\sqrt{m}} \left[\sum_{i \in \mathcal{I}_{-\mu_1}} l_i^{(0)} z_{i,3} - \sum_{i \in \mathcal{I}_{+\mu_2}} l_i^{(0)} z_{i,3} \right] - \frac{\alpha}{2\sqrt{m}} \right| \\
&= \left| \frac{\alpha}{n\sqrt{m}} \left[\sum_{i \in \mathcal{I}_{-\mu_1}} l_i^{(0)} \bar{z}_{i,3} + \sum_{i \in \mathcal{I}_{-\mu_1}} l_i^{(0)} (z_{i,3} - \bar{z}_{i,3}) - \sum_{i \in \mathcal{I}_{+\mu_2}} l_i^{(0)} (z_{i,3} - \bar{z}_{i,3}) \right] - \frac{\alpha}{2\sqrt{m}} \right| \\
&\leq \frac{2\alpha}{n\sqrt{m}} \left| \frac{n}{4} - n_{-\mu_1} \exp(-v_{\text{init}} \log n) \right| + \frac{\alpha}{n\sqrt{m}} (n_{-\mu_1} + n_{+\mu_2}) \exp(v_{\text{init}} \log n) \varepsilon^2 \sqrt{\frac{p}{n}} \log n \\
&= O\left(\frac{\alpha}{\sqrt{m}} (\varepsilon^2 \sqrt{\frac{p}{n}} + v_{\text{init}}) \log n\right) = O\left(\frac{\alpha}{\sqrt{m \log n}}\right),
\end{aligned} \tag{17}$$

where the first equation comes from the GD update; the second equation uses (16); the third equation uses $|a_j| = 1/\sqrt{m}$; the fourth equation uses $\bar{z}_{i,3} = 0$ for $i \in \mathcal{I}_{+\mu_2}$; the first inequality uses $\bar{z}_{i,3} = 2, i \in \mathcal{I}_{-\mu_1}$, (2) and the definition of \mathcal{G} ; the fifth equation uses $|n_{\mu} - n/4| \leq n/\log n$ and $|\exp(-v_{\text{init}} \log n) - 1| \leq 2v_{\text{init}} \log n \leq 2/\sqrt{\log n}$ by Assumption (A3); and the last equation uses Assumption (A1) and (A3). Further for the first entry of v_j , we have

$$\begin{aligned}
\left| v_{j,1}^{(1)} - \left(v_{j,1}^{(0)} - \frac{\alpha}{2} a_j \right) \right| &= \left| \frac{\alpha}{n} a_j \sum_{i=1}^n y_i l_i^{(0)} \phi'(\langle v_j^{(0)}, z_i \rangle) z_{i,1} + \frac{\alpha}{2} a_j \right| \\
&= \left| \frac{\alpha}{n} a_j \left[\sum_{i \in \mathcal{I}_{-\mu_1}} y_i l_i^{(0)} z_{i,1} + \sum_{i \in \mathcal{I}_{+\mu_2}} y_i l_i^{(0)} z_{i,1} \right] + \frac{\alpha}{2} a_j \right| \\
&= \left| \frac{\alpha}{n\sqrt{m}} \left[\sum_{i \in \mathcal{I}_{-\mu_1}} l_i^{(0)} z_{i,1} - \sum_{i \in \mathcal{I}_{+\mu_2}} l_i^{(0)} z_{i,1} \right] + \frac{\alpha}{2\sqrt{m}} \right| \\
&= \left| \frac{\alpha}{n\sqrt{m}} \left[- \sum_{i \in \mathcal{I}_{+\mu_2}} l_i^{(0)} \bar{z}_{i,1} + \sum_{i \in \mathcal{I}_{-\mu_1}} l_i^{(0)} (z_{i,1} - \bar{z}_{i,1}) - \sum_{i \in \mathcal{I}_{+\mu_2}} l_i^{(0)} (z_{i,1} - \bar{z}_{i,1}) \right] + \frac{\alpha}{2\sqrt{m}} \right| \\
&\leq \frac{2\alpha}{n\sqrt{m}} |1 - n_{+\mu_2} \exp(-v_{\text{init}} \log n)| + \frac{\alpha}{n\sqrt{m}} (n_{-\mu_1} + n_{+\mu_2}) \exp(v_{\text{init}} \log n) \varepsilon^2 \sqrt{\frac{p}{n}} \log n \\
&= O\left(\frac{\alpha}{\sqrt{m}} (\varepsilon^2 \sqrt{\frac{p}{n}} + v_{\text{init}}) \log n\right) = O\left(\frac{\alpha}{\sqrt{m \log n}}\right),
\end{aligned} \tag{18}$$

where the inequality uses $\bar{z}_{i,1} = 2$ for $i \in \mathcal{I}_{+\mu_2}$. And for the second entry of v_j , it follows similarly that

$$\left| v_{j,2}^{(1)} - \left(v_{j,2}^{(0)} + \frac{\alpha}{2} a_j \right) \right| = \left| \frac{\alpha}{n\sqrt{m}} \left[\sum_{i \in \mathcal{I}_{-\mu_1}} l_i^{(0)} z_{i,2} - \sum_{i \in \mathcal{I}_{+\mu_2}} l_i^{(0)} z_{i,2} \right] - \frac{\alpha}{2\sqrt{m}} \right| = O\left(\frac{\alpha}{\sqrt{m \log n}}\right). \tag{19}$$

Unifying (17), (17) and (18), we obtain

$$\left| v_{j,l}^{(1)} - \left(v_{j,l}^{(0)} + \frac{\alpha}{2} a_j \text{sgn}(v_{j,l}^{(0)}) \xi_l \right) \right| = O\left(\frac{\alpha}{\sqrt{m \log n}}\right) \tag{20}$$

for $l = 1, 2, 3$. Here $\{\xi_l\}$ are defined as $\xi_l = -1, l = 1, 2$ and $\xi_3 = 1$.

For a datapoint $(x, y) \sim P$ with $z = [z_1, z_2, z_3]^\top = U^\top x$. We condition on the event

$$\|z - \bar{z}\| \leq \varepsilon^2 \sqrt{\frac{p}{n}} \log n.$$

If $x_{\text{signal}} = -\mu_1$: for each pair j_1, j_2 with $v_{j_1}^{(0)} = v_{j_2}^{(0)} = v_{\text{init}}[1, -1, 1]$ and $a_{j_1} > 0, a_{j_2} < 0$, we have $\langle v_{j_l}^{(1)}, z \rangle > 0, l = 1, 2$, and

$$\|v_{j_1}^{(1)} - v_{j_2}^{(1)} - \frac{\alpha}{\sqrt{m}} [-1, 1, 1]^\top\| = \|(v_{j_1}^{(1)} - v_{j_1}^{(0)}) - (v_{j_2}^{(1)} - v_{j_2}^{(0)}) - \frac{\alpha}{\sqrt{m}} [-1, 1, 1]^\top\| = O\left(\frac{\alpha}{\sqrt{m \log n}}\right)$$

by (20). It follows that

$$\begin{aligned}
a_{j_1} \phi(\langle v_{j_1}^{(1)}, z \rangle) + a_{j_2} \phi(\langle v_{j_2}^{(1)}, z \rangle) &= \frac{1}{\sqrt{m}} \langle v_{j_1}^{(1)} - v_{j_2}^{(1)}, z \rangle \\
&= \frac{1}{\sqrt{m}} \left(\langle \frac{\alpha}{\sqrt{m}} [-1, 1, 1], \bar{z} \rangle + \langle v_{j_1}^{(1)} - v_{j_2}^{(1)} - \frac{\alpha}{\sqrt{m}} [-1, 1, 1], \bar{z} \rangle + \langle v_{j_1}^{(1)} - v_{j_2}^{(1)}, z - \bar{z} \rangle \right) \\
&\geq \frac{1}{\sqrt{m}} \left(\frac{2\alpha}{\sqrt{m}} - O\left(\frac{\alpha}{\sqrt{m} \log n}\right) - O\left(\frac{\alpha}{\sqrt{m} \log n} \varepsilon^2 \sqrt{\frac{p}{n} \log n}\right) \right) \geq \frac{\alpha}{m}.
\end{aligned} \tag{21}$$

If $x_{\text{signal}} = +\mu_1$: we have $\langle v_{j_l}^{(1)}, z \rangle < 0, l = 1, 2$, thus

$$a_{j_1} \phi(\langle v_{j_1}^{(1)}, z \rangle) = a_{j_2} \phi(\langle v_{j_2}^{(1)}, z \rangle) = 0$$

If $x_{\text{signal}} = +\mu_2$: we have $\langle v_{j_l}^{(0)}, z \rangle > 0, l = 1, 2$. Applying (20) and Assumption (A4), we have $\langle v_{j_l}^{(1)}, z \rangle > 0, l = 1, 2$. It follows that

$$\begin{aligned}
a_{j_1} \phi(\langle v_{j_1}^{(1)}, z \rangle) + a_{j_2} \phi(\langle v_{j_2}^{(1)}, z \rangle) &= \frac{1}{\sqrt{m}} \langle v_{j_1}^{(1)} - v_{j_2}^{(1)}, z \rangle \\
&= \frac{1}{\sqrt{m}} \left(\langle \frac{\alpha}{\sqrt{m}} [-1, 1, 1], \bar{z} \rangle + \langle v_{j_1}^{(1)} - v_{j_2}^{(1)} - \frac{\alpha}{\sqrt{m}} [-1, 1, 1], \bar{z} \rangle + \langle v_{j_1}^{(1)} - v_{j_2}^{(1)}, z - \bar{z} \rangle \right) \\
&\leq \left(-\frac{2\alpha}{\sqrt{m}} + O\left(\frac{\alpha}{\sqrt{m} \log n}\right) + O\left(\frac{\alpha}{\sqrt{m} \log n} \varepsilon^2 \sqrt{\frac{p}{n} \log n}\right) \right) \leq -\frac{\alpha}{m}
\end{aligned} \tag{22}$$

for sufficiently large n . Here the last inequality uses Assumption (A1).

If $x_{\text{signal}} = -\mu_2$: we have $\langle v_{j_l}^{(0)}, z \rangle < 0, l = 1, 2$. Applying (20) and Assumption (A4), we have $\langle v_{j_l}^{(1)}, z \rangle < 0, l = 1, 2$. It follows that

$$a_{j_1} \phi(\langle v_{j_1}^{(1)}, z \rangle) + a_{j_2} \phi(\langle v_{j_2}^{(1)}, z \rangle) = 0. \tag{23}$$

In conclusion, for datapoint (x, y) with $x_{\text{signal}} = -\mu_1$, conditioning on (7), the output of $f^{(1)}$ is

$$\begin{aligned}
f^{(1)}(x) &= \sum_{j=1}^m a_j \phi(\langle v_j^{(1)}, z \rangle) = \sum_{e \in \text{Uniform}(\{\pm 1\}^3)} \sum_{j \in \mathcal{J}_e} a_j \phi(\langle v_j^{(1)}, z \rangle) \\
&= \sum_{e: e_3=1} \left[\sum_{j \in \mathcal{J}_{\text{Pos}, e}} a_j \phi(\langle v_j^{(1)}, z \rangle) - \sum_{j \in \mathcal{J}_{\text{Neg}, e}} a_j \phi(\langle v_j^{(1)}, z \rangle) \right] \\
&\geq \sum_{e: e_3=1} \left[\min\{|\mathcal{J}_{\text{Pos}, e}|, |\mathcal{J}_{\text{Neg}, e}|\} \frac{2\alpha}{5m} - \frac{4\sqrt{m}}{\log n} (v_{\text{init}} + \frac{\alpha}{\sqrt{m}}) \right] \\
&\geq \sum_{e: e_3=1} \left[\frac{\alpha}{40} - \frac{4\sqrt{m}}{\log n} (C \frac{\alpha}{\sqrt{m}} + \frac{\alpha}{\sqrt{m}}) \right] > 0
\end{aligned} \tag{24}$$

for sufficiently large n . Here the first inequality uses (12) and (21), the property that $||\mathcal{J}_{\text{Pos}, e}| - |\mathcal{J}_{\text{Neg}, e}|| \leq 2m/\log n$ from (B3) in Lemma A.4 and the property that $\phi(\langle v_j^{(1)}, z \rangle) \leq 2(v_{\text{init}} + \alpha/\sqrt{m})$; the second inequality uses (B3) and Assumption (A4). Similarly, we have that for datapoint (x, y) with $x_{\text{signal}} = +\mu_1$, conditioning on (7), the output of $f^{(1)}$ is

$$f^{(1)}(x) = \sum_{e: e_3=-1} \left[\sum_{j \in \mathcal{J}_{\text{Pos}, e}} a_j \phi(\langle v_j^{(1)}, z \rangle) - \sum_{j \in \mathcal{J}_{\text{Neg}, e}} a_j \phi(\langle v_j^{(1)}, z \rangle) \right] > 0. \tag{25}$$

For datapoint (x, y) with $x_{\text{signal}} = +\mu_2$, conditioning on (7), the output of $f^{(1)}$ is

$$\begin{aligned}
f^{(1)}(x) &= \sum_{j=1}^m a_j \phi(\langle v_j^{(1)}, z \rangle) = \sum_{e \in \text{Uniform}(\{\pm 1\}^3)} \sum_{j \in \mathcal{J}_e} a_j \phi(\langle v_j^{(1)}, z \rangle) \\
&= \left(\sum_{e: [e_1, e_2] = [1, -1]} + \sum_{e: e_1 = e_2} \right) \left[\sum_{j \in \mathcal{J}_{\text{Pos}, e}} a_j \phi(\langle v_j^{(1)}, z \rangle) - \sum_{j \in \mathcal{J}_{\text{Neg}, e}} a_j \phi(\langle v_j^{(1)}, z \rangle) \right] \\
&\leq \sum_{e: [e_1, e_2] = [1, -1]} \left[-\min\{|\mathcal{J}_{\text{Pos}, e}|, |\mathcal{J}_{\text{Neg}, e}|\} \frac{\alpha}{m} + \frac{4\sqrt{m}}{\log n} (v_{\text{init}} + \frac{\alpha}{\sqrt{m}}) \right] + \sum_{e: e_1 = e_2} \frac{2v_{\text{init}} |\mathcal{J}_{\text{Neg}, e}|}{\sqrt{m} \log n} \\
&\leq 2 \left(-\frac{\alpha}{16} + \frac{5\sqrt{m}}{\log n} (v_{\text{init}} + \frac{\alpha}{\sqrt{m}}) \right) + \frac{v_{\text{init}} \sqrt{m}}{\sqrt{\log n}} \leq -\frac{\alpha}{8} + \frac{10(C+1)\alpha}{\log n} + \frac{C\alpha}{\sqrt{\log n}} < 0,
\end{aligned} \tag{26}$$

where the first inequality uses (15), (22), (B3) and the property that $\phi(\langle v_j^{(1)}, z \rangle) \leq 2(v_{\text{init}} + \alpha/\sqrt{m})$; the second inequality uses (B3); and the third inequality uses Assumption (A4). Similarly, we have that for datapoint (x, y) with $x_{\text{signal}} = -\mu_2$, conditioning on (7), $f^{(1)}(x) < 0$, which combined with (24), (25) and (26), yields that

$$\text{sgn}(f^{(1)}(x)) = y$$

for any $(x, y) \sim P, z = U^\top x$ satisfying

$$\|z - \bar{z}\| \leq \varepsilon^2 \sqrt{\frac{p}{n}} \log n.$$

According to the definition of $\mathcal{G}_{\text{data}}$, all (x_i, y_i) satisfy this condition. Thus conditioning on the event \mathcal{G} , the model $f^{(1)}$ can correctly classify all training data points. And applying the law of total probability, we obtain that the test error is bounded by:

$$\begin{aligned}
\mathbb{P}_{(x, y) \sim P}(y \neq \text{sgn}(f^{(1)}(x))) &\leq \mathbb{P}_{(x, y) \sim P}(y \neq \text{sgn}(f^{(1)}(x)) \mid \|z - \bar{z}\| \leq \varepsilon^2 \sqrt{\frac{p}{n}} \log n) \\
&\quad + \mathbb{P}_{(x, y) \sim P}(\|z - \bar{z}\| \leq \varepsilon^2 \sqrt{\frac{p}{n}} \log n) \\
&= \mathbb{P}_{(x, y) \sim P}(\|z - \bar{z}\| \leq \varepsilon^2 \sqrt{\frac{p}{n}} \log n) \leq \exp(-\Omega(\log^2 n)),
\end{aligned}$$

where the last inequality uses Lemma A.3. \square

Lemma A.1. Suppose that Assumption (A2) holds. With probability at least $1 - O(\frac{1}{n^2})$, the following conditions hold:

$$\begin{aligned}
\mathcal{I}_{[i, j, -1], +\mu_1} &= \mathcal{I}_{+\mu_1}; \quad \mathcal{I}_{[i, j, -1], -\mu_1} = \emptyset, \quad i, j \in \{\pm 1\}; \\
\mathcal{I}_{[i, j, +1], +\mu_1} &= \emptyset; \quad \mathcal{I}_{[i, j, +1], -\mu_1} = \mathcal{I}_{-\mu_1}, \quad i, j \in \{\pm 1\};
\end{aligned} \tag{27}$$

$$\begin{aligned}
\mathcal{I}_{[+1, -1, k], +\mu_2} &= \mathcal{I}_{+\mu_2}; \quad \mathcal{I}_{[+1, -1, k], -\mu_2} = \emptyset, \quad k \in \{\pm 1\}; \\
\mathcal{I}_{[-1, +1, k], +\mu_2} &= \emptyset; \quad \mathcal{I}_{[-1, +1, k], -\mu_2} = \mathcal{I}_{-\mu_2}, \quad k \in \{\pm 1\}; \\
\left| \mathcal{I}_{[i, i, k], \mu} - \frac{n_\mu}{2} \right| &\leq \sqrt{n \log n}, \quad i, k \in \{\pm 1\}, \mu \in \{\pm \mu_2\}.
\end{aligned} \tag{28}$$

Proof. For simplicity, we denote $\mathbb{P}(\cdot \mid \{(x_i, y_i)\}_{i=1}^n \in \mathcal{G}_{\text{data}})$ as $\mathbb{P}(\cdot)$ in the proof below.

For $v_j^{(0)} = [v_{\text{init}}, v_{\text{init}}, v_{\text{init}}]$, we first show that for $\{(x_i, y_i)\}_{i=1}^n \in \mathcal{G}_{\text{data}}$,

$$\langle v_j^{(0)}, z_i \rangle > 0, \quad \forall i \in \mathcal{I}_{-\mu_1}.$$

According to the definition of $\mathcal{G}_{\text{data}}$, $\|z_i - \bar{z}_i\| \leq \varepsilon^2 \sqrt{p/n} \log n$ for all $i \in \mathcal{I}_{-\mu_1}$. Thus

$$\langle v_j^{(0)}, z_i \rangle = \langle v_j^{(0)}, \bar{z}_i \rangle + \langle v_j^{(0)}, z_i - \bar{z}_i \rangle \geq v_{\text{init}}(2 - \|z_i - \bar{z}_i\|) > 0,$$

where the first inequality uses $\bar{z}_i = [0, 0, 2]$ when $i \in \mathcal{I}_{-\mu_1}$ and the second inequality uses Assumption (A1). Similarly, we have

$$\langle v_j^{(0)}, z_i \rangle < 0, \quad \forall i \in \mathcal{I}_{+\mu_1}.$$

Thus conditioning on $\{(x_i, y_i)\}_{i=1}^n \in \mathcal{G}_{\text{data}}$, we have

$$\mathcal{I}_{[1,1,1],-\mu_1} = \mathcal{I}_{-\mu_1}; \mathcal{I}_{[1,1,1],+\mu_1} = \emptyset.$$

For $i \in \mathcal{I}_{\pm\mu_2}$, recall that $x_i = [x_{i,\text{signal}}^\top, x_{i,\text{noise}}^\top]^\top$ with $x_{i,\text{signal}} = [x_{i,1}, x_{i,2}]^\top$ and $x_{i,\text{noise}} = [x_{i,3}, \dots, x_{i,p}]^\top$. We have

$$\langle v_j^{(0)}, z_i \rangle = v_{\text{init}} \sum_{l=1}^3 z_{i,l} = v_{\text{init}} \left(\sum_{l=1}^3 u_l \right)^\top x_i = v_{\text{init}} [-\mu_1^\top, \left(\sum_{l=1}^3 \delta_l \right)^\top] x_i = v_{\text{init}} \left(\sum_{l=1}^3 \delta_l \right)^\top x_{i,\text{noise}}.$$

It follows that

$$\mathbb{P}(\langle v_j^{(0)}, z_i \rangle > 0) = \frac{1}{2}.$$

Applying Hoeffding's inequality, we obtain

$$\mathbb{P}\left(\left|\mathcal{I}_{[1,1,1],+\mu_2}\right| - \frac{|\mathcal{I}_{+\mu_2}|}{2}\right| > t) \leq 2 \exp\left(-\frac{2t^2}{n}\right).$$

Similarly we have

$$\mathbb{P}\left(\left|\mathcal{I}_{[1,1,1],-\mu_2}\right| - \frac{|\mathcal{I}_{-\mu_2}|}{2}\right| > t) \leq 2 \exp\left(-\frac{2t^2}{n}\right).$$

Let $t = \sqrt{n \log n}$. We have

$$\left|\mathcal{I}_{[1,1,1],\mu} - \frac{n\mu}{2}\right| \leq \sqrt{n \log n}, \quad \mu \in \{\pm\mu_2\}$$

with probability at least $1 - 4/n^2$. Following similar discussion, we have that

$$\begin{aligned} \mathcal{I}_{[i,j,-1],+\mu_1} &= \mathcal{I}_{+\mu_1}; \quad \mathcal{I}_{[i,j,-1],-\mu_1} = \emptyset, \quad i, j \in \{\pm 1\}; \\ \mathcal{I}_{[i,j,+1],+\mu_1} &= \emptyset; \quad \mathcal{I}_{[i,j,+1],-\mu_1} = \mathcal{I}_{-\mu_1}, \quad i, j \in \{\pm 1\}; \\ \mathcal{I}_{[+1,-1,k],+\mu_2} &= \mathcal{I}_{+\mu_2}; \quad \mathcal{I}_{[+1,-1,k],-\mu_2} = \emptyset, \quad k \in \{\pm 1\}; \\ \mathcal{I}_{[-1,+1,k],+\mu_2} &= \emptyset; \quad \mathcal{I}_{[-1,+1,k],-\mu_2} = \mathcal{I}_{-\mu_2}, \quad k \in \{\pm 1\} \end{aligned}$$

hold with probability 1 given $\{(x_i, y_i)\}_{i=1}^n \in \mathcal{G}_{\text{data}}$. And

$$\left|\mathcal{I}_{[i,k],\mu} - \frac{n\mu}{2}\right| \leq \sqrt{n \log n}, \quad i, k \in \{\pm 1\}, \mu \in \{\pm\mu_2\}$$

hold with probability at least $1 - 16/n^2$. In total, the conditions above hold with probability at least $1 - \exp(-\Omega(\log^2 n)) - O(\frac{1}{n^2}) = 1 - O(\frac{1}{n^2})$. \square

Lemma A.2. Suppose that Assumption (A2) holds. Let the training data $\{x_i, y_i\}_{i=1}^n$ for model f_L be sampled i.i.d from P . With probability at least $1 - \exp(-\Omega(\log^2 n))$, we have

$$\|z_i - \bar{z}_i\| \leq \varepsilon^2 \sqrt{\frac{p}{n}} \log n, \quad \text{for all } i \in [n]. \quad (29)$$

Proof. Applying Lemma A.3, we obtain

$$\begin{aligned} \mathbb{P}(\|z_i - \bar{z}_i\| \leq \varepsilon^2 \sqrt{\frac{p}{n}} \log n, \forall i \in [n]) &\geq 1 - \sum_{i=1}^n \mathbb{P}(\|z_i - \bar{z}_i\| > \varepsilon^2 \sqrt{\frac{p}{n}} \log n) \\ &\geq 1 - n \exp(-\Omega(\log^2 n)) = 1 - \exp(-\Omega(\log^2 n)). \end{aligned}$$

\square

Lemma A.3. Suppose that Assumption (A2) holds. For $x = [x_1, x_2, \dots, x_p] \sim P$ with $[x_1, x_2]^\top = \mu, \mu \in \{\pm\mu_1, \pm\mu_2\}$, we have

$$\mathbb{P}(\|U^\top x - \nu\|_{\max} > \varepsilon^2 \sqrt{\frac{p}{n}} \log n) \leq \exp(-\Omega(\log^2 n)), \quad (30)$$

where $\nu = [\mu_2, -\mu_2, -\mu_1]^\top \mu \in \mathbb{R}^3$.

Proof. We start our analysis with $[x_1, x_2]^\top = \mu_1$. Note that

$$u_1^\top x = \sum_{i=1}^{p-2} \delta_{1,i} x_{i+2}$$

is a summation of independent bounded random variables with zero mean. By Hoeffding's inequality, we have

$$\mathbb{P}(|u_1^\top x| \geq t) \leq 2 \exp\left(-\frac{t^2}{2 \sum_{i=1}^{p-2} \delta_{1,i}^2 \varepsilon^2}\right) \leq 2 \exp\left(-\frac{t^2}{2 \|\delta\|_{\mathbb{F}}^2 \varepsilon^2}\right).$$

Similarly, the concentration for $u_2^\top x$ and $u_3^\top x + 2$ are as follows:

$$\mathbb{P}(|u_2^\top x| \geq t) \leq 2 \exp\left(-\frac{t^2}{2 \|\delta\|_{\mathbb{F}}^2 \varepsilon^2}\right);$$

$$\mathbb{P}(|u_3^\top x + 2| \geq t) \leq 2 \exp\left(-\frac{t^2}{2 \|\delta\|_{\mathbb{F}}^2 \varepsilon^2}\right).$$

Combining these inequalities yields

$$\mathbb{P}(\|U^\top x - \nu_1\|_{\max} > t) \leq 6 \exp\left(-\frac{t^2}{2 \|\delta\|_{\mathbb{F}}^2 \varepsilon^2}\right) \leq 6 \exp\left(-\frac{nt^2}{2C^2 \varepsilon^4 p}\right), \quad (31)$$

where the last inequality uses Assumption (A2). The proof concludes by letting $t = \varepsilon^2 \sqrt{p/n} \log n$. The analysis for other values of $[x_1, x_2]^\top$ follows similarly. \square

Lemma A.4. Suppose that Assumption (A5) holds. Then the following conditions hold with probability at least $1 - O(1/n^4)$:

$$(B1) \max_{k \in \{\text{Pos}, \text{Neg}\}} \left| |\mathcal{J}_k| - \frac{m}{2} \right| \leq \frac{m}{\log n}.$$

$$(B2) \max_{e \in \text{Uniform}(\{\pm 1\}^3)} \left| \mathcal{J}_e - \frac{m}{8} \right| \leq \frac{m}{\log n}$$

$$(B3) \max_{k \in \{\text{Pos}, \text{Neg}\}, e \in \text{Uniform}(\{\pm 1\}^3)} \left| \mathcal{J}_{k,e} - \frac{m}{16} \right| \leq \frac{m}{\log n}.$$

$$(B4) \max_{\mu \in \{\pm\mu_1, \pm\mu_2\}} \left| n_\mu - \frac{n}{4} \right| \leq \frac{n}{\log n}.$$

Proof. Note that $|\mathcal{J}_{\text{Pos}}| \sim \text{Bin}(m, 1/2)$. Applying Hoeffding's inequality, we have

$$\mathbb{P}\left(\left| |\mathcal{J}_{\text{Pos}}| - \frac{m}{2} \right| \leq \frac{m}{\log n}\right) \leq 2 \exp\left(-\frac{2m}{\log^2 n}\right) \leq \frac{2}{n^4},$$

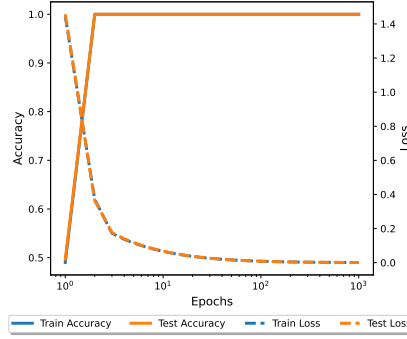
where the last inequality comes from Assumption (A5). And similarly

$$\mathbb{P}\left(\left| |\mathcal{J}_{\text{Neg}}| - \frac{m}{2} \right| \leq \frac{m}{\log n}\right) \leq 2 \exp\left(-\frac{2m}{\log^2 n}\right) \leq \frac{2}{n^4},$$

which completes the proof of (B1). Note that $|n_\mu| \sim \text{Bin}(n, 1/4)$. Applying Hoeffding's inequality, we have

$$\mathbb{P}\left(\left| |n_\mu| - \frac{n}{4} \right| \leq \frac{n}{\log n}\right) \leq 2 \exp\left(-\frac{2n}{\log^2 n}\right) = O\left(\frac{1}{n^4}\right), \quad \forall \mu \in \{\pm\mu_1, \pm\mu_2\}.$$

(B2)-(B3) can be proved following the same procedure. We omit the proof here. \square

Figure 9: Training dynamics of the model f_L discussed in Section 3.3.

A.2 ADDITIONAL EXPERIMENTS

A.3 EXPERIMENTAL DETAILS

All experiments in the paper can be run on a single NVIDIA A100 GPU. The loss function for modular arithmetic tasks is cross-entropy loss and for $(40, 3)$ -parity task is logistic loss. All models used in the paper, unless stated otherwise, set $d_{mlp} = 4d_{embed}$, where d_{mlp} is the MLP dimension and d_{embed} is the embedding dimension. All FNN models used in the paper are homogeneous and do not have bias terms. Code is available at <https://github.com/zhiweixx/groktransfer>.

A.3.1 EXPERIMENTS IN SECTION 1 AND 2.1

In Figure 1b, we use a two-layer FNN with trainable embedding layer as the weak model. We choose $(d_{embed}, \text{width}) = (4, 16)$ for the weak model. The target model is a three-layer FNN with trainable embedding layer. We choose $(d_{embed}, \text{width}) = (128, 512)$ for the target model. The hyperparameters (init scale, learning rate, weight decay) are selected by the following grid search:

init scale: $[0.1, 0.2, \dots, 1.5]$

learning rate: $[10^{-4}, 5 \times 10^{-4}, 10^{-3}, 5 \times 10^{-3}, 10^{-2}, 10^{-1}]$

weight decay: $[10^{-4}, 10^{-3}, 10^{-2}, 10^{-1}, 1, 2, 3, 4, 5]$.

We select the configuration that first achieves 90% accuracy on the validation set. The best configuration for GrokTransfer is $(0.3, 0.005, 3)$. For standard training, only learning rate and weight decay are tuned. They are selected by the following grid search:

learning rate: $[10^{-3}, 5 \times 10^{-3}, 10^{-2}, 5 \times 10^{-2}, 10^{-1}]$

weight decay: $[10^{-2}, 10^{-1}, 1, 2, 3, 4, 5]$,

and the optimal configuration is $(0.05, 3)$.

In Figure 2, we set the dimension of the GPT embedding to be 128. For the Fourier embedding, we choose $k = 7$ frequencies, and let i_j to be the j -th smallest prime number. For each type of embedding, we normalize the embedding of each integer to be 1. The FNN used in Figure 2 is a three layer dense neural network

$$f(x) = W_3 \phi(W_2 \phi(W_1 x)),$$

where $W_1 \in \mathbb{R}^{\text{width} \times \text{embed dim}}$, $W_2 \in \mathbb{R}^{\text{width} \times \text{width}}$, $W_3 \in \mathbb{R}^{p \times \text{width}}$, $\text{width} = 512$. The hyperparameters (init scale, learning rate, weight decay) are selected by the following grid search:

init scale: $[0.1, 0.2, \dots, 1.5]$

learning rate: $[10^{-4}, 10^{-3}, 10^{-2}, 10^{-1}, 1]$

weight decay: $[10^{-4}, 10^{-3}, 10^{-2}, 10^{-1}, 1, 5, 10]$.

We select the configuration that first achieves 90% accuracy on the validation set. The best configuration (init, lr, wd) for the four embeddings are:

One-hot: $(0.2, 0.01, 5)$; Binary: $(0.3, 0.01, 1)$; Fourier: $(0.5, 0.1, 0.1)$ GPT: $(1.3, 0.01, 1)$.

In Figure 3, the distance between two empirical NTK is estimated following the method in Mohamadi et al. (2023). We denote $\hat{\Theta}_t$ as the pseudo-NTK of the model at epoch t , i.e.

$$\hat{\Theta}_t(x_1, x_2) = [\nabla_{\theta} \sum_{i=1}^p f_{\theta}^{(i)}(x_1)]^{\top} [\nabla_{\theta} \sum_{i=1}^p f_{\theta}^{(i)}(x_2)] / p \in \mathbb{R}.$$

We estimate the distance between the empirical NTK at step t and $t - 1$ by $\|\hat{\Theta}_t - \hat{\Theta}_{t-1}\|_{\mathbb{F}}$.

A.3.2 EXPERIMENTS IN SECTION 3

For experiments in Section 3, we let the sample size $n = 400$, feature dimension $p = 80000$, and noise level $\varepsilon = 0.05$. For Figure 4(a), the model is a two-layer neural network with width 2048. The optimizer is full-batch gradient descent with learning rate 0.1 and weight decay 0.1. In Figure 4(b), we train a small model with only three neurons. The initialization of the hidden layer follows i.i.d $N(0, 0.01)$, and the initialization of the second layer follows i.i.d $N(0, 10^{-4})$. The learning rate is 0.1 and weight decay is 0, 1. Figure 4(c) visualizes the hidden layer of that small model after training.

Figure 5a generates 4000 i.i.d datapoints from the distribution P , and visualizes Ux for each x . Figure 5b fixes $n = 1000$ and train the weak model for $p = [4 \times 10^4, 8 \times 10^4, 16 \times 10^4]$, $\epsilon = [1/40, 1/80, 1/160]$. Figure 5c fixes $p = 8 \times 10^4$ and train the weak model for $n = [400, 800, 1600, 3200]$, $\epsilon = [1/40, 1/80, 1/160]$. Figure 9 takes $v_{\text{init}} = 0.4$, learning rate 2.0 and zero weight decay.

A.3.3 EXPERIMENTS IN SECTION 4

The attention layer used in this paper follows the same structure as that in Nanda et al. (2023). While Nanda et al. (2023) also suggested to set the precision to be `float64` to mitigate the Slingshot phenomenon (Thilak et al., 2022), a fluctuation of accuracy and loss during training process, we still use `float32` to control the computation cost.

All modular tasks set $p = 113$ and the fraction of training data being 25%.

For the (40, 3)-parity task, we set the sample size $n = 1000$.

Unless otherwise specified, we use the AdamW optimizer (Loshchilov & Hutter, 2019) for all experiments; we initialize the weights using the default PyTorch initialization scaled by a factor $\text{init scale} > 0$ to control the initial weight norm, as proposed by Liu et al. (2023).

The hyperparameters (init scale, learning rate, weight decay) are selected by the following grid search:

$$\begin{aligned} \text{init scale: } & [0.05, 0.1, 0.2, 0.3, \dots, 1.5] \\ \text{learning rate: } & [10^{-4}, 5 \times 10^{-4}, 10^{-3}, 5 \times 10^{-3}, 10^{-2}, 10^{-1}, 0.5, 1.0] \\ \text{weight decay: } & [10^{-4}, 10^{-3}, 10^{-2}, 10^{-1}, 1, 2, 3, 4, 5]. \end{aligned}$$

In Figure 6(a),(b), the structure of weak and target model are the same as those in Figure 1b. In Figure 6(c), the weak model is a three-layer $\text{width} = 16$ FNN, the target model is a three-layer $\text{width} = 512$ FNN with $d_{\text{embed}} = 128$. In Figure 6(a), the optimal configuration for GrokTransfer is (0.3, 0.001, 1) and the optimal one for training from scratch is (0.1, 0.1, 2). In Figure 6(b), the optimal configuration for GrokTransfer is (0.3, 0.005, 3) and the optimal one for training from scratch is (0.1, 0.1, 2). In Figure 6(b), we have the number of training samples $n = 1000$. The model trained via GrokTransfer uses learning rate 10^{-3} and weight decay 10^{-3} ; the model trained from scratch uses learning rate 10^{-2} and weight decay 1.

In Figure 8(a), the weak model is a two-layer width-4 FNN, and the target model is an 8-layer transformer with $d_{\text{embed}} = 512$, $d_{\text{mlp}} = 512$, $n_{\text{head}} = 4$, $d_{\text{head}} = 128$. The optimal configuration for target model trained via GrokTransfer is (0.7, 0.001, 1). The optimal configuration for target model trained from scratch is (0.4, 0.0005, 1). In Figure 8(b), the weak model remains the same, and the target model becomes an 2-layer transformer with $d_{\text{embed}} = 128$, $d_{\text{mlp}} = 128$, $n_{\text{head}} = 4$, $d_{\text{head}} = 32$. The optimal configuration for target model trained via GrokTransfer is (0.6, 0.005, 0.1). The optimal configuration for GrokFast is (lr, wd) = (0.01, 1.0).

A.4 ADDITIONAL DISCUSSION

A.4.1 FORWARD PASS FLOPs ESTIMATION FOR MODELS IN FIGURE 8 LEFT

For the weak model, a two-layer width-4 MLP:

$$C_{forward} \approx 2 * (8 * 4 + 8 + 4 * 113 + 226) = 1436 \sim 10^3.$$

For the target model, an 8-layer transformer, following Table 1 in Kaplan et al. (2020), we have

$$N = 2d_{embed}n_{layer}(2d_{attn}+d_{mlp}) = 2*512*8*(256+512) = 6291456, C_{forward} = 2(N+8*2*128) \sim 10^7.$$

Two-layer FNN takes around 2000 epochs to generalize. Target model trained by GrokTransfer takes around 1000 epochs and target model trained from scratch takes around 10000 epochs. Thus, the total flops of GrokTransfer is around $10^{10} + 2 * 10^6$ and the total flops of training from scratch is around 10^{11} .

A.4.2 ADDITIONAL EXPERIMENTS

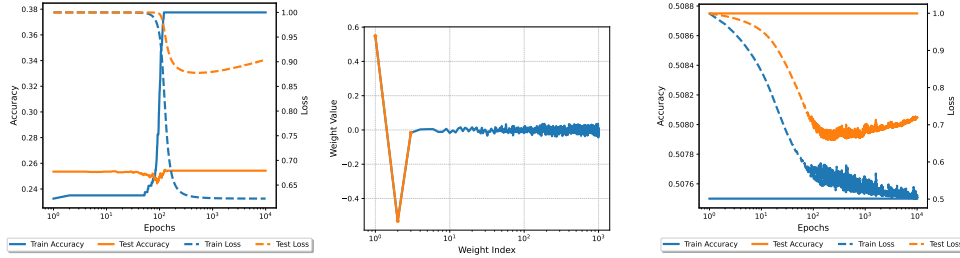


Figure 10: Left: Training dynamics of the one neuron weak model. Middle: Visualization of the neuron in the weak model. We can see it has learned the feature $[1, -1]$. Right: training dynamics of the target model with embedding transferred from the one-neuron weak model.

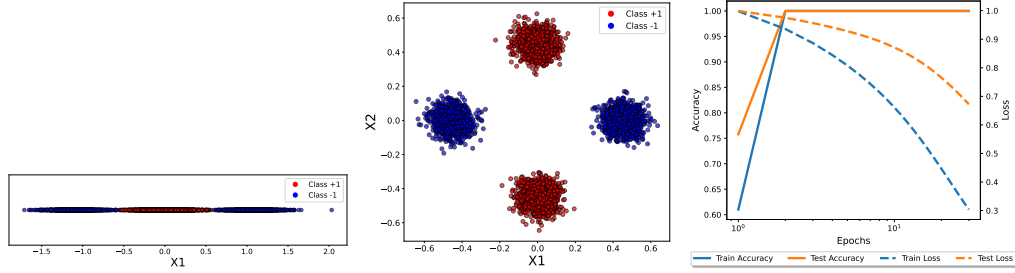


Figure 11: Left: Visualization of the distribution P with the embedding from the one-neuron weak model. Middle: Visualization of the distribution P with the embedding from the two-neuron weak model. Right: Training dynamics of the target model with embedding transferred from a two-neuron weak model.

When the weak model only has one neuron, the target model has the form:

$$f_L(x) = \sum_{j=1}^m a_j \phi(v_j \cdot u^\top x).$$

Denote $z = u^\top x$. Equivalently, we have

$$f_L(z) = \sum_{j=1}^m a_j \phi(v_j \cdot z).$$

Note that $\text{sign}(f_L(z_1)) = \text{sign}(f_L(z_2))$ if $\text{sign}(z_1) = \text{sign}(z_2)$. Since both positive and negative classes locate on both sides of the original point (Figure 11 Left), it is impossible for f_L to correctly classify these points (Figure 10 Right).

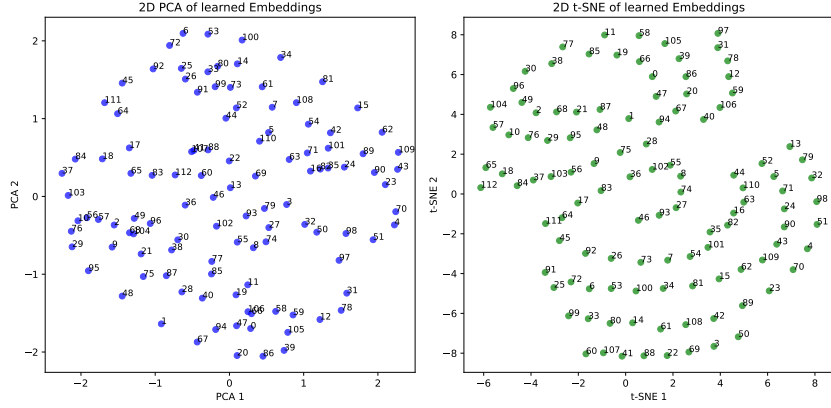


Figure 12: 2D Visualization of the 4D embedding from the weak model trained on modular addition task.

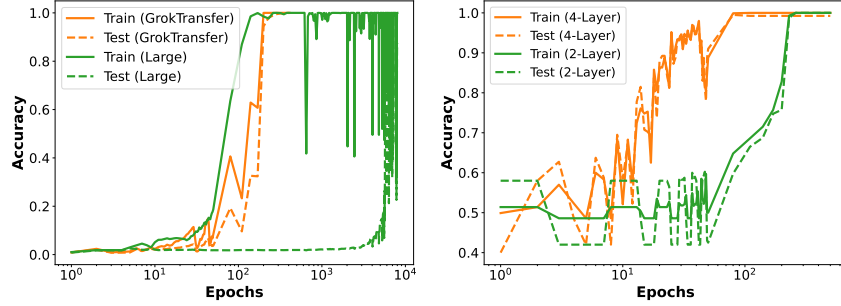


Figure 13: Left: Training dynamics of an 8-layer transformer on modular multiplication task. Right: Training dynamics of a 2-layer transformer and a 4-layer transformer trained on the $(40, 3)$ -parity task. Both do not have delayed generalization.

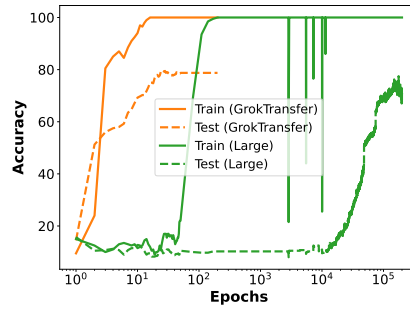


Figure 14: Training dynamics of a four-layer MLP on MNIST dataset. 200 samples are randomly selected as the training data, and 400 samples are randomly selected as the test data. The weak model is a two-layer MLP with 40% test accuracy.

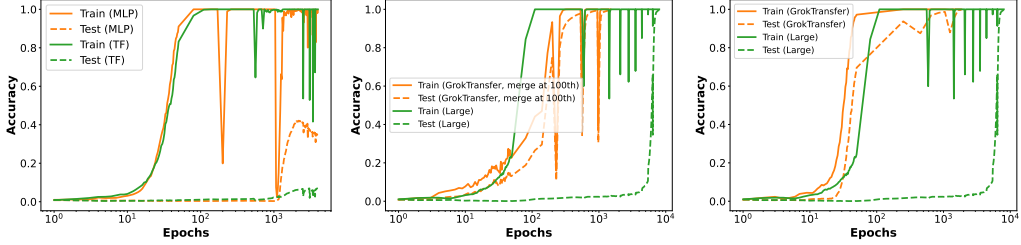


Figure 15: (a) Training dynamics of the target models used in Figure 6a and Figure 8 Right, but with low-rank embedding $A \cdot B$, both A and B are randomly initialized. MLP represents a three-layer MLP and TF represents a two-layer transformer. (b) Merge A and B into E_T at 100-th epoch and keep training. (c) Set the embedding dimension of the weak model to be the same as that of the target model.

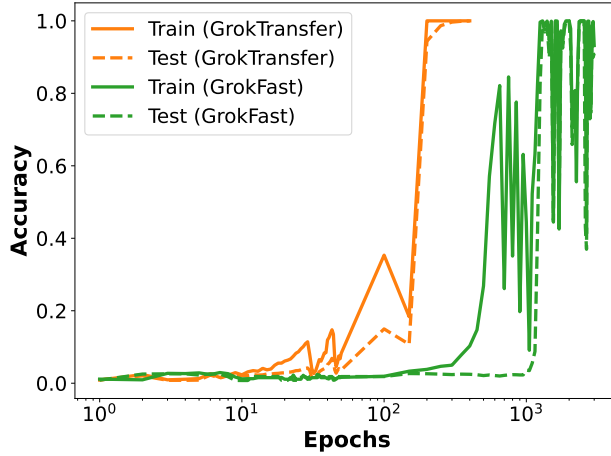


Figure 16: Dynamics of the target model (a two-layer Transformer) trained via GrokTransfer, and the target model trained via GrokFast on modular multiplication task.