

# The Role of Empathy in Software Engineering - A Socio-Technical Grounded Theory

HASHINI GUNATILAKE, Faculty of Information Technology, Monash University, Australia

JOHN GRUNDY, Faculty of Information Technology, Monash University, Australia

RASHINA HODA, Faculty of Information Technology, Monash University, Australia

INGO MUELLER, Monash Centre for Health Research & Implementation, Monash Health, Australia

Empathy, defined as the ability to understand and share others' perspectives and emotions, is essential in software engineering (SE), where developers often collaborate with diverse stakeholders. It is also considered as a vital competency in many professional fields such as medicine, healthcare, nursing, animal science, education, marketing, and project management. Despite its importance, empathy remains under-researched in SE. To further explore this, we conducted a socio-technical grounded theory (STGT) study through in-depth semi-structured interviews with 22 software developers and stakeholders. Our study explored the role of empathy in SE and how SE activities and processes can be improved by considering empathy. Through applying the systematic steps of STGT data analysis and theory development, we developed a theory that explains the role of empathy in SE. Our theory details the contexts in which empathy arises, the conditions that shape it, the causes and consequences of its presence and absence. We also identified contingencies for enhancing empathy or overcoming barriers to its expression. Our findings provide practical implications for SE practitioners and researchers, offering a deeper understanding of how to effectively integrate empathy into SE processes.

CCS Concepts: • **Software and its engineering**; • **Human-centered computing** → **Empirical studies in collaborative and social computing**; **Collaborative and social computing theory, concepts and paradigms**;

Additional Key Words and Phrases: Empathy, human aspects, software engineering, socio-technical grounded theory, 6Cs coding family, theory

## ACM Reference Format:

Hashini Gunatilake, John Grundy, Rashina Hoda, and Ingo Mueller. 2025. The Role of Empathy in Software Engineering - A Socio-Technical Grounded Theory. *ACM Trans. Softw. Eng. Methodol.* 1, 1 (April 2025), 39 pages. <https://doi.org/10.1145/nnnnnnn.nnnnnnn>

## 1 Introduction

Software engineering (SE) is a highly technical and deeply collaborative field, where the success of projects often depends on effective interactions between developers and various stakeholders, including product owners, project managers, testers, and customers [2, 56]. These interactions significantly influence the design, development, and delivery of software. These interactions are not purely technical but are deeply influenced by a range of human aspects [29], including empathy, a factor increasingly recognised as pivotal in collaborative work environments [30]. We define

---

Authors' Contact Information: Hashini Gunatilake, hashini.gunatilake@monash.edu, Faculty of Information Technology, Monash University, Melbourne, Australia; John Grundy, Faculty of Information Technology, Monash University, Melbourne, Australia, john.grundy@monash.edu; Rashina Hoda, Faculty of Information Technology, Monash University, Melbourne, Australia, rashina.hoda@monash.edu; Ingo Mueller, Monash Centre for Health Research & Implementation, Monash Health, Melbourne, Australia, ingo.mueller@monash.edu.

---

Permission to make digital or hard copies of all or part of this work for personal or classroom use is granted without fee provided that copies are not made or distributed for profit or commercial advantage and that copies bear this notice and the full citation on the first page. Copyrights for components of this work owned by others than the author(s) must be honored. Abstracting with credit is permitted. To copy otherwise, or republish, to post on servers or to redistribute to lists, requires prior specific permission and/or a fee. Request permissions from [permissions@acm.org](mailto:permissions@acm.org).

© 2025 Copyright held by the owner/author(s). Publication rights licensed to ACM.

Manuscript submitted to ACM

empathy as “*the ability to experience the affective and cognitive states of another person, while maintaining a distinct self, in order to understand the other*” [31]. This meta-definition, derived through an inductive conceptual content analysis of existing empathy definitions, offers a clear framework for understanding its fundamental dimensions. In the context of SE, empathy improves software quality, resulting in fewer bugs and better alignment with user needs [6]. It fosters trust, reduces conflicts, and enhances communication among stakeholders, contributing to a healthier work environment. Empathy also supports practitioners’ well-being and reduces stress and anxiety [7]. Despite its importance, the role of empathy in SE has been largely overlooked in SE research to date [28–30].

The under-representation of empathy in SE literature points to a significant gap in understanding the role of empathy in developer-stakeholder interactions and how it impacts the effectiveness of these interactions. While the effects of empathy have been extensively studied in other disciplines such as healthcare [15, 18–20, 43, 55], engineering [47, 48], and sales [57], only two studies have specifically examined its effects in SE [6, 7]. Both these studies provide valuable insights by analysing grey literature, particularly the blog posts from developers,<sup>1</sup> offering an important glimpse into how empathy is perceived within the developer community. However, while these reflections offer a useful starting point, they do not capture the full depth and complexity of the lived experiences in day-to-day developer-stakeholder interactions. Blog posts, while offering direct insights, often capture more surface-level experiences and may not fully convey the richer, more nuanced perspectives that emerge from in-depth conversations with practitioners hearing their first-hand experiences. Direct engagement allows probing into specific details, clarifying ambiguities, and understanding the nuances of real-time decision making and interpersonal dynamics, providing a depth that blog posts alone cannot achieve. Recognising this gap, our study aims to build on the existing work by providing a more in-depth empirical investigation through direct interaction with practitioners. This allows us to explore how empathy manifests in real-world software development contexts and how it influences developer-stakeholder relationships, providing a more comprehensive understanding of its impact.

Our previous work [28] identified key enablers and barriers to empathy in interactions between developers and end-users, offering insights into causes of empathy and its absence, and strategies to overcome barriers to empathy. However, it did not provide a holistic understanding of the role of empathy in SE. Existing studies [6, 7, 30] have examined specific aspects of empathy in SE, but no study has systematically explored its broader role across SE practices. To address this gap, we formulated below research questions (RQs) to guide an exploratory investigation into the role of empathy in SE. Our study is guided by the following key RQs:

**RQ1: What is the role of empathy in SE, and how does it impact software developers and their stakeholders?**

Given the limited understanding of empathy in SE, this RQ aims to provide a holistic perspective by exploring the context in which empathy occurs, the conditions that give rise to it, the causes and consequences of both empathy and its absence, and various factors that influence the empathy of developers and stakeholders.

**RQ2: How can the SE activities and processes be improved considering empathy of software developers and their stakeholders?** This RQ examines the strategies employed by developers and stakeholders to foster empathy and address empathy-related challenges in SE.

To explore these RQs, we conducted a Socio-Technical Grounded Theory (STGT) study involving 22 interviews with developers and stakeholders, analysed using the basic and advanced stages of STGT for data analysis and theory development [37, 38]. This approach allowed us to explore the nuanced ways in which empathy shapes SE processes, influencing both technical and social dimensions of SE. Our RQs guided the study by clarifying its focus and refining its

<sup>1</sup><https://dev.to>

scope [38]. Applying STGT, we adopted an inductive approach in the basic stage to analyse participant experiences and construct an initial conceptual understanding. Encouraged by the emergence of a theoretical structure, we proceeded to the advanced stage of STGT, refining and integrating the emerging concepts into a more comprehensive theory on empathy in SE. Our theory on *the role of empathy in developer-stakeholder interactions within SE* explains the *contexts* in which empathy arises, the *conditions* that shape it, the *causes* and *consequences* of its presence and absence, and *contingencies* for enhancing empathy or overcoming barriers to its expression. The key contributions of this work include the identification of:

- A novel theory that explains the role of empathy in SE, including:
  - The causes and consequences of empathy and the lack of empathy;
  - The strategies used to enhance empathy and mitigate empathy barriers;
  - The factors that influence empathy;
- Key future research directions for SE researchers;
- Actionable guidelines for software practitioners to enhance software development practices and improve practitioners' well-being by promoting empathy.

### Glossary of Terms

We use a range of terminology throughout our paper and brief definitions of these terms are provided in Table 1, sorted in alphabetical order for clarity.

Table 1. Glossary of Terms

Term	Definition
Affective/Emotional Emp.	The ability of a person to perceive and share other individual's emotional states and feelings [16, 45].
Behavioural Empathy	Refers to the outward expression of empathy through actions and behaviours [11].
Causes	The reasons that lead to the occurrence of the central phenomenon.
Central Phenomenon	The focal point of the study.
Cognitive Empathy	The ability of a person to consciously detect and understand the internal states of others [25, 75].
Collectivism	Societies in which people from birth onwards are integrated into strong, cohesive in-groups, which throughout people's lifetime continue to protect them in exchange for unquestioning loyalty [41].
Conditions	The factors that are prerequisites for the central phenomenon to manifest and alter it in some way.
Consequences	Describe the effects of the central phenomenon.
Context	The setting in which the central phenomenon occurs.
Contingencies	The strategies used to address the central phenomenon.
Covariances	Capture the relationships where changes in one category imply changes in another.
Empathic Concern	The tendency of a person to experience feelings of warmth, compassion and concern for others undergoing negative experiences [14].
Empathy	The ability to experience affective and cognitive states of another person, while maintaining a distinct self, in order to understand the other [31].
Individualism	Societies in which the ties between individuals are loose; everyone is expected to look after themselves & their immediate family [41].
Personal Distress	The tendency to experience distress and discomfort in response to extreme distress in others [14].
Perspective Taking	The ability of a person to see the situation from another person's perspective [45, 61].
Software Developer	Individuals primarily responsible for developing and maintaining software, including tasks such as coding new features, fixing issues, and ensuring the ongoing functionality and performance of the software.
Software Stakeholder	Individuals or groups with vested interests in project outcome. In this study, we focus on stakeholders whose primary responsibilities involve providing requirements, feedback, and expectations to developers.

## 2 Related Work

Empathy is generally recognised as having three dimensions: *cognitive*, *affective*, and *behavioural* empathy [11, 13]. However, debate persists on whether empathy is primarily cognitive, affective, or a combination of both [11, 42]. This distinction is important for understanding how empathy can be conceptualised and applied in software development, where interactions are often technical and task-focused. Empathy has been studied from multiple perspectives, including evolutionary, psychological, neuroscientific, moral, political, economic, and cultural viewpoints, leading to diverse conceptualisations and a lack of a unified definition [32]. Guthridge and Giummarra identified six key dimensions of empathy [31], including cognitive and affective states, supporting the widely accepted understanding that empathy involves both cognitive and affective components [17]. Recent studies have explored *how empathy is conceptualised within SE*, identifying key themes such as understanding, compassion, perspective-taking, embodiment, and emotional sharing which are grouped under cognitive, emotional, and compassionate empathy [6, 7]. These insights provide a foundation for understanding how empathy shapes SE practices, including team interactions and stakeholder communication.

While research on causes, consequences, and influencing factors of empathy remain limited within SE, these aspects have been extensively explored in other domains. *The causes of empathy* have been widely studied across disciplines such as psychology [3, 22, 35, 81], neuroscience [58, 79, 80], and philosophy [66]. Research consistently highlights similarities, such as shared experiences or demographic traits [46], as key factors that enhance empathy by fostering connection. Familiarity is another cause of empathy [1, 54], while cultural backgrounds play a significant role in shaping empathic behaviour [46]. Research on the *causes of lack of empathy* has mainly focused on healthcare, identifying several key factors that hinder empathy [21, 34, 44]. These include time pressure, conflicting priorities, and bureaucracy [44]. Among physicians, barriers such as anxiety, difficulty of understanding patients' emotional needs, and negative emotions from tensions with patients contributed to a lack of empathy [34]. For oncology nurses, empathy is challenged by lack of compassion, job strain, prioritising tasks over patient care, and nurse-patient gender imbalance [70]. In cancer care, maintaining empathy is difficult due to feelings of futility. Overall, factors such as familiarity, similarities, and culture fostered empathy, while time pressure, negative emotions, and task-centeredness hindered it.

*Consequences of empathy* is another overlooked area in SE research [6, 7, 51]. However, it is highly researched in healthcare [9, 15, 18–20, 43, 55, 74], and we also found studies in other areas such as engineering [47, 48], social care [55], intergroup relations [68], sales [57], business leadership [60], hospitality management [53], and social entrepreneurial intentions [72]. Studies in SE show that empathy enhances software quality, fosters trust, reduces conflicts, and improves communication among stakeholders [6, 7, 51]. It also promotes well-being, teamwork, and collaboration, addressing burnout and improving the work environment. In healthcare, empathy improves patient outcomes, physician well-being, patient satisfaction, and treatment adherence, while reducing professional stress and improving trust between physicians and patients [15, 18–20, 43, 55]. In medical education, higher empathy scores among students are linked to better mental health, communication skills, and interest in people-oriented specialities [9]. Empathy in engineering enhances design quality, collaboration, and client relationships, fostering mutual trust and respect [47, 48]. In social care, empathy builds trust, fosters therapeutic change, and facilitates social change [55]. It also improves intergroup relations by promoting understanding of different world-views, cultural practices, and emotional connections [68]. In sales, empathy strengthens trust and customer satisfaction [57], and in business leadership, it improves effectiveness and adaptability [60]. In the hospitality industry, empathy boosts customer satisfaction by making complaint responses more personal [53]. In social entrepreneurship, empathy motivates individuals to address societal issues, driving positive change [72]. These studies highlight the broad impact of empathy across various fields. Research has also revealed

potential *side effects of empathy (negative impact of presence of empathy)*, challenging the assumption that it is always morally positive [4, 62]. A study showed that empathy can lead to emotional distress of clinicians rather than empathic concern, contributing to emotional exhaustion, burnout, and even suicide due to high workloads and overwhelming responsibilities [62]. Empathy can also cause personal satisfaction for empathiser, even when it harms the target [4].

Research has identified *factors influencing empathy (conditions)*, particularly in social work and healthcare settings [55, 73]. Age, self-reflection, and emotional expression were found to affect empathy levels of female social workers and those with more experience showing higher empathy scores [67]. Interestingly, female physicians rated their empathic concern higher, but male physicians exhibited more vocal synchrony with patients, and their verbal empathy statements led to higher patient satisfaction [73]. It is unclear what factors influence empathy in SE contexts.

Empathy has been explored through various *theories and models* across disciplines. However, to the best of our knowledge, no existing theories specifically address empathy within the context of SE. Theodor Lipps' theory of empathy highlights emotional projection, suggesting that individuals internally imitate others' emotions and project their own feelings onto external stimuli, particularly in aesthetic experiences [5]. His work laid the foundation for later research on mirror neurons, which support the neural basis of empathy. Hoffman's theory of moral development focuses on empathic distress, describing how individuals experience distress when witnessing others' suffering [40, 78]. He outlines five mechanisms that facilitate empathy development, explaining how people either automatically or deliberately relate to others' emotions. The appraisal theory of empathy suggests that empathy arises from how we evaluate others' situations, similar to how our own emotions are shaped by our appraisals of events [78]. Empathy occurs when an observer appraises a situation similarly to the target, otherwise, a different emotional response is triggered. Similarly the perception-action model of empathy describes empathy as a shared emotional experience that occurs when one person feels a similar emotion to another by perceiving the other's emotional state [30, 59]. The empathy spectrum offers a holistic view of empathy in nursing, identifying four forms: empathy as an incident, a way of knowing, a process, and a way of being [30, 77]. A model of empathy in engineering frames empathy as a teachable skill, a practice orientation, and a professional way of being [30, 76]. It emphasises the interdependence of these dimensions. The skill dimension includes socio-cognitive processes that support communication and decision-making, the orientation dimension reflects mental traits that shape professional engagement, and the being dimension integrates empathy within broader professional values.

In summary, empathy has gained increasing attention across various disciplines. However, its role in SE remains under-explored, especially regarding its impact on the technical and interdisciplinary dynamics within software development teams. Building on previous work on empathy [28, 30], this study aims to address this gap by conducting an empirical investigation into the real-world practice of empathy in SE.

### 3 Research Method

The aim of study is to explore how empathy influences interactions between developers and their stakeholders. To explore this in real-world settings, we decided to conduct semi-structured, in-depth interviews with two primary groups: *software stakeholders* who work with developers and either directly interact with them or provide requirements or feedback (e.g., product owner, tester etc.), and *developers* who directly interact with these stakeholders in gathering requirements or receiving feedback on their software solutions. Given the close involvement of both these groups in the software development process, we recognised these participants would offer practical insights into its intricacies.

### 3.1 Selecting an Empirical Research Method

We selected STGT as our empirical research method because our study aligns closely with its socio-technical (ST) research framework [37, 38], across its four dimensions:

- *ST phenomenon*: The role of empathy in SE is inherently a ST phenomenon, where the social and technical aspects are closely intertwined and need to be comprehensively considered,
- *ST domain and actors*: The domain is SE, an inherently ST domain and the actors we planned to study are software developers and stakeholders,
- *ST researchers*: Our research team is comprised of experienced ST researchers,
- *ST data tools and techniques*: We used ST tools, techniques and data including NVivo and Zoom, along with data collection methods such as interviews and questionnaires, to gain deep insights into participants' experiences.

In line with the STGT guidelines, we formulated RQs to guide our data collection and analysis. While RQs are not obligatory in STGT studies, they serve a valuable role in focusing the research and clarifying its scope [38]. The RQs provided structure to our investigation and clarified which aspects of the ST phenomenon were within scope. They not only guided our efforts but also ensured that the research remained aligned with the participants' experiences. As recommended, we intentionally kept our RQs broad to allow for a comprehensive exploration of the role of empathy.

In an STGT study, the choice of *research paradigm* is crucial as it influences interviewing, concept development, and the theory formation approach. Traditional GT methods align with specific paradigms, Glaserian with positivism [23], Strauss-Corbinian with symbolic interactionism [12, 69] and Charmaz's with constructivism [8]. In contrast, STGT offers flexibility, allowing researchers to choose the paradigm that best fits their study, provided it is clearly articulated and consistently applied [37]. Given the interviewer's (first author) industry experience in software development and close interactions with both technical and business stakeholders, a subjective, context-specific, constructivist paradigm was adopted. This paradigm acknowledges the researcher's active role in shaping the interview process, interpreting responses, and developing concepts and categories based on these interactions.

STGT involves a two-stage approach for data analysis: a *basic stage* for data collection and analysis, and an *advanced stage* for theory development. It offers the flexibility to use only the basic stage or both stages, depending on whether the study involves theory development. The decision to transition to the advanced stage is informed by researcher's familiarity and confidence with data analysis through the basic stage [38]. In our study, the co-authors were encouraged by the emergence of a theoretical structure after basic data collection and analysis, and decided to proceed to the advanced stage of theory development. This led to the development of a theory about the role of empathy in developer - stakeholder interactions. The basic stage is detailed in Section 3.2, and the advanced stage is detailed in Section 3.3.

### 3.2 Basic Stage of Data Collection and Analysis

**3.2.1 Interview Study Design.** In the basic stage, we conducted a *lean literature review* which is a lightweight review, to identify basic research gaps and relevant definitions following the STGT guidelines [37]. Findings of this review are presented in Section 1 and 2. The focus of our study<sup>2</sup> was to explore the role of empathy on the interactions between developers and stakeholders (RQ1) and identify how SE activities and processes can be improved considering their empathy (RQ2). We developed a pre-interview questionnaire comprising of two main types of questions related to: basic demographics and work experience. The pre-interview questionnaire allowed us to gain a better understanding of the participants and their experience (see Section 4.1 for participant details), enabling us to focus more effectively on

<sup>2</sup>Approved by Monash Human Research Ethics Committee. ERM Reference Number: 41060



their interactions and impact of empathy, during the interviews. We created two interview guides for developers and stakeholders comprised of core questions related to the impact and causes of empathy and its absence, and strategies used to enhance empathy or mitigate empathy barriers (see our online Appendix<sup>3</sup>), with the exploration of the impact and causes of empathy aligning with RQ1 and the strategies linked to RQ2. To uncover nuanced insights, we included situational questions, asking participants to describe scenarios where empathy was shown towards them or not, and where they showed empathy or did not. After creating the interview guides, the first author sought input from more experienced co-authors to further ensure the clarity and appropriateness of questions. We conducted a pilot study with a developer and a stakeholder, which helped us to assess the clarity of the questions and gather their suggestions for improving our study. Based on their feedback, we further modified our interview questions and flow of the interview to enhance the clarity of the study. Figure 1 shows an overview of our study methodology.

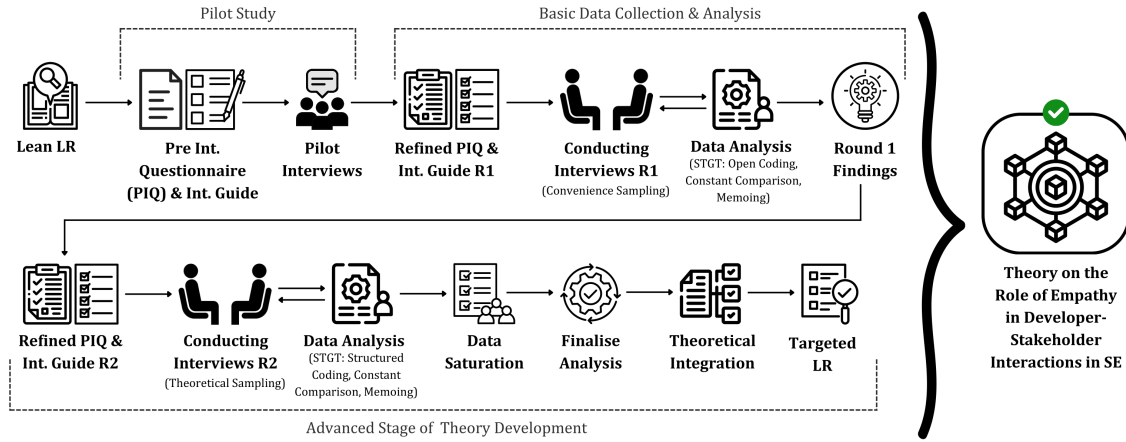


Fig. 1. Research methodology: Applying the basic and advanced stages of STGT [38] to develop the *theory on the role of empathy in developer-stakeholder interactions in SE*. \*LR: Literature Review, Int: Interview, R1: Round 1, R2: Round 2.

**3.2.2 Basic Data Collection.** We began with convenience sampling, followed by theoretical sampling as the research progressed. Participants were recruited through professional networks such as LinkedIn and X (formerly Twitter), as well as through personal connections, with a snowballing approach encouraging participants to invite colleagues or friends. We intentionally targeted individuals from diverse backgrounds, including developers at various experience levels and stakeholders in different roles, covering a wide range of geographical locations. The eligibility of each prospective participant was assessed before sharing the pre-interview questionnaire, and those meeting the eligibility criteria received a detailed email outlining the study's requirements. For instance, since the interview focused on interactions between developers and stakeholders, participants who indicated they did not have such interactions were not recruited for the study. Data collection involved conducting in-depth, semi-structured interviews with 22 participants (10 developers and 12 stakeholders), using open-ended questions. The interviews were approximately 30-45 minutes long and were conducted via Zoom due to the geographical distribution of participants. The interview guides (see our online Appendix<sup>3</sup>) were employed during the interviews together with appropriate follow-up questions based on the flow of the conversation. Two rounds of data collection took place over five months and all the interviews were

<sup>3</sup><https://github.com/Hashini-G/SupplementaryInfoPackage-6CsStudy>

audio-recorded. In both rounds, we started interviews with participants defining empathy in general and in the context of working with software developers or stakeholders. Recognising the potential for ambiguity in the interpretation of empathy, this step helped to guide the remainder of the interview and provided a reference point when participants struggled with situational questions. In the first round, we began with situational questions, asking about instances where empathy was either present or lacking, then explored the underlying causes and revisited these scenarios to discuss the impact of these experiences. After analysing the first round data, the interview guides were revised for the second round, prioritising discussions on the impact of empathy or its absence before exploring the causes. The second round also incorporated exploring the strategies identified from the first round and our previous study [28].

Throughout the interviews, we did not directly ask participants about causes of empathy and the lack thereof, impacts, or strategies. Instead, we prompted them to discuss instances of successful or challenging empathetic experiences. This approach was chosen to allow participants to naturally share insights into empathy without explicitly focusing on these aspects. While this method may have limitations, we believe it contributed to the authenticity of the data we gathered. In addition, we maintained an open line of communication throughout the interviews, encouraging participants to seek clarification on any questions they found unclear or ambiguous.

**3.2.3 Basic Data Analysis.** After the first round of data collection, we fully analysed all interviews before starting the second round. Throughout the study, data collection was interleaved with ongoing analysis. The interview recordings were transcribed using Otter.ai and stored and analysed using NVivo, following the STGT guidelines [37, 38]. The first author conducted open coding on all transcripts, developing a codebook, which was peer-reviewed and refined based on feedback from co-authors, including third author, a grounded theory expert. Similar codes were grouped to form concepts, subcategories, and categories using constant comparison. The first author visualised these groupings, which were further reviewed and refined by the team. An example of our STGT data analysis is illustrated in Figure 2. Memos were written to capture researcher reflections, helping document emerging concepts and relationships (see our online Appendix<sup>4</sup>). With guidance from the third author, the team gained confidence that key concepts were well-developed enough to proceed to the advanced stage of theory development.

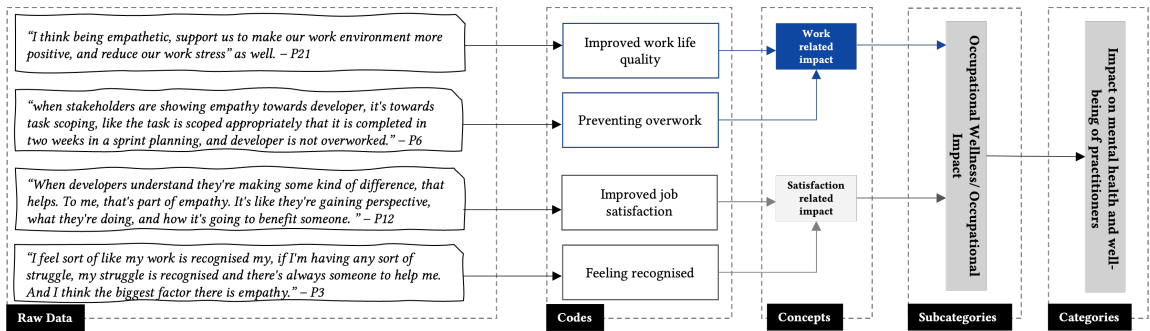


Fig. 2. Emergence of the category 'Impact on mental health and well-being of practitioners' from raw data → codes → concepts → subcategory → category through constant comparison

<sup>4</sup><https://github.com/Hashini-G/SupplementaryInfoPackage-6CsStudy>



### 3.3 Advanced Stage of Theory Development

In the advanced stage of STGT, researchers can choose between *emergent* and *structured* modes for theory development, both of which can lead to comprehensive theories [37, 38]. The emergent mode, based on Glaser’s version of GT, allows the theoretical structure to emerge toward the end of the theory development process [38]. In contrast, the structured mode, inspired by Strauss and Corbin’s approach to GT, involves identifying a structure earlier in the research process to guide subsequent data collection and analysis toward theory development. The structured mode allows the use of predefined theoretical templates at the beginning of the advanced stage, such as the coding paradigm [69], conditional matrix [69], or the Glaserian 6Cs theory template [24], to guide further data collection and analysis. Given that our study mapped well to the 6Cs template, we proceeded with the structured mode of theory development. This model organises the central phenomenon or key category, in our case, empathy in developer-stakeholder interactions, with six interconnected categories: Context, Conditions, Causes, Consequences, Contingencies, and Covariances. In this model, the central phenomenon is the focal point of the study. *Context* refers to the setting in which the central phenomenon occurs, while *Conditions* define the factors that shape the central phenomenon. *Causes* are the reasons that lead to the occurrence of the central phenomenon, and *Consequences* describe its effects. *Contingencies* represent the strategies used to address the central phenomenon, and *Covariances* capture the relationships among these other categories. For example, concepts that contributed to empathy or its absence were grouped under *Causes*, while those that described the impact of empathy or lack thereof were categorised as *Consequences*. Similarly, concepts representing strategies to mitigate empathy barriers or enhance empathy were classified under *Contingencies*. This approach enabled us to systematically align our data collection, analysis, and theory development with the 6Cs template, ensuring that our findings were rigorously integrated within this established structure.

**3.3.1 Structured Data Collection and Analysis.** Using the structured mode, we applied a structured approach to data collection and analysis, aiming to deepen our understanding of the emerging concepts and their relationships to the key category. In the second round, we made two key adjustments to our interview approach to align with the structured mode of data collection and analysis. First, we revised the interview guide to focus on adding depth to the identified concepts and categories, particularly the *consequences* category. By prioritising questions on consequences early in the interviews, we were able to allocate more time to this topic, strengthening the existing categories and uncovering new insights. Discussions on *causes* and *contingencies* were moved to later in the interview, as these categories were already well-developed. Second, we recruited a more diverse group of participants, increasing the number of developers and ensuring cultural and experiential variety. This diversity ensured that our findings captured the nuances of cultural and experiential differences, contributing to a more robust and comprehensive understanding of the studied phenomena.

**3.3.2 Theoretical Saturation and Integration.** According to the STGT guidelines, theoretical saturation is achieved when no new or significantly enhanced concepts, categories, or insights emerge from further data collection [37, 38]. After analysing interviews P21 and P22, we concluded that theoretical saturation had been reached, as these interviews only reinforced existing concepts without introducing new findings. The structured mode of theory development aligned with Glaser’s 6Cs theory template [24], is a well-established framework in SE research [27, 39, 52]. We applied theoretical integration to ensure these categories were fully integrated into the overall theoretical structure. We identified two key conditions that shape empathy: regular interactions among developers and stakeholders, and other factors that influence empathy. We also found that developer-stakeholder interactions could be further refined by considering the nature of interaction, communication mode, and frequency. Further, the six concepts under impact on mental health

and well-being of practitioners were more effectively grouped into higher-level subcategories: emotional, occupational, and social impact. We also identified opportunities to merge related concepts, such as grouping project planning & goal setting with impact on agile practices under consequences, and combining customer engagement with stakeholder engagement under contingencies for greater clarity. This structured approach allowed us to systematically explore and represent the dynamics of empathy within the context of our study.

**3.3.3 Targeted Literature Review (TLR).** Once our findings were solid, we conducted a TLR to situate our findings within the broader research landscape. A TLR is an in-depth literature review focused on the relevance of emergent categories and hypotheses, typically performed periodically during the advanced stage of theory development [38, Chapter 6]. This approach enabled us to compare our emergent findings with existing work and identify research gaps. We performed an informal TLR using keywords linked to the categories in our theoretical model, comparing the related works with our findings. The results of this comparison are discussed in Section 5.1.

#### 4 Findings - A Theory on the Role of Empathy in Developer-Stakeholder Interactions in SE

We present our theory, structured according to the 6Cs template [24] as illustrated in Figure 3. Our theory regarding the role of empathy in interactions between developers and stakeholder in SE explains: (a) the **context**, which outlines key contextual information about our participants, including their work locations, team and organisational contexts of their work; (b) the **conditions** which explains factors that are prerequisites for the central phenomenon to manifest and alters the central phenomenon in some way; (c) the **causes** of presence of empathy and its absence; (d) the **consequences** of empathy and the lack thereof; (e) the **contingencies** or strategies applied to enhance empathy or mitigate empathy barriers; (f) the **covariances**, which represent the relationships between these categories. The components of the theory inherently address our RQs, specifically RQ1 is answered through the Context (Section 4.1), Conditions (Section 4.2), Causes (Section 4.3), and Consequences (Section 4.4), while RQ2 is addressed in the Contingencies (Section 4.5). We share several quotations from participants that serve both as evidence of the underlying raw data and as a way for the readers to experience the phenomenon first hand from the participants' perspective. However, due to confidentiality concerns, we are unable to share all the underlying quotations from our interviews.

##### 4.1 Context

In the 6Cs template, context refers to the environment in which the central phenomenon occurs and manifests. In our study, this context specifically pertains to the environment where empathy is expressed and experienced. This context centres on software practitioners, specifically developers and stakeholders, whose professional settings shape how empathy is expressed and experienced through their interactions. Within our theory, context encompasses the demographics, roles, responsibilities, team details, and project settings of developers and stakeholders. These elements collectively define the environment in which empathy unfolds, how it is expressed and perceived in their interactions. To explore this, we conducted interviews with 22 software practitioners from various regions, with the majority based in Australia (n=8), followed by participants from Asia, the USA, Europe, the UK, and Canada. Table 2 provides key demographic information. To maintain participant confidentiality, we refer to them by numbers P1-P10 for developers and P11-P22 for stakeholders throughout this paper. The developer group within our participants held various roles, reflecting their diverse levels of experience. Similarly, the stakeholder group represented different stages of the software development life cycle, including roles such as project manager, product owner, testers, and a customer. Our participants worked across diverse domains, including finance, healthcare, telecommunication, with some participants working in

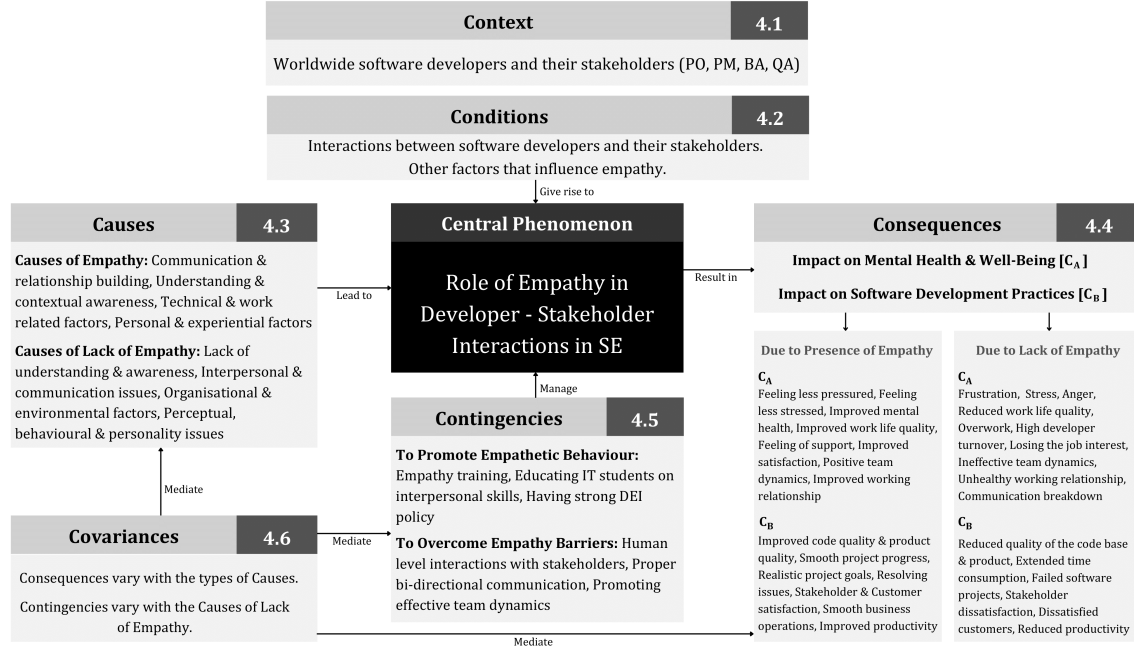


Fig. 3. Theory on the role of empathy in developer-stakeholder interactions in SE developed using socio-technical grounded theory (STGT) [38] and structured and visualised using the 6Cs template (context, conditions, causes, consequences, contingencies, and covariances) [24]. The relevant section numbers are displayed next to the title of each box to indicate the corresponding sections.

more than one domain. The gender distribution was nearly equal, with slightly more females ( $n=13$ ) than males ( $n=9$ ). Participants represented various age groups, with the majority aged 31-40 ( $n=11$ ) and had varied levels of professional experience, with the majority being experienced practitioners who had more than 5 years of experience.

All the participants were working in team contexts and shared their experiences by referring to their current or most recent projects. The relevant team and project information are summarised in Table 3. Most of their teams were more technology-centric, whereas they themselves tended to have a stronger affinity for human-centric approaches. Some practitioners had experience in both developer and stakeholder roles. In our pre-interview questionnaire, we asked participants to self-identify the role that best described them. Those with dual-role experience chose which role to focus on during the interviews. We encountered only one instance where a participant with experience in both roles sought guidance on role selection. In this case, we considered two factors: the years of experience in each role and the recentness of their experience. Since their experience was balanced between both roles, we asked them to focus on their more recent stakeholder role, as those experiences were still fresh in the memory.

## 4.2 Conditions

Conditions describe the factors that shape the central phenomenon. Our findings indicate that the empathy among practitioners is influenced by two main conditions: the *interactions between developers and stakeholders*, and *other factors that influence empathy* by shaping how it is perceived and expressed. **Regular interactions between developers and stakeholders** was a condition for empathy to emerge. Without meaningful and sustained interactions, the opportunity for empathy to manifest was significantly diminished. Therefore, the regular interactions themselves were a foundational

Table 2. Demographic Information of the Practitioners (P1-P10: Developers, P11-P22: Stakeholders)

ID	Role	Domain	Country	Age Group	Gender	Experience	Int. Round
P1	Software Developer	Biology	UK	31-40	Male	5-10 Y	R1
P2	Software Architect	Telco, CPS	Canada	Above 70	Male	20-30 Y	R1
P3	Software Developer	Compiler Engineering	UK	31-40	Female	3-5 Y	R1
P4	Software Developer	Finance	Sweden	31-40	Female	5-10 Y	R1
P5	Software Developer	Automotive	USA	31-40	Female	5-10 Y	R1
P6	Software Developer	Telco, Healthcare, Sales & Manufacturing, Finance	India	Prefer not to answer	Male	5-10 Y	R2
P7	Software Developer	Telco, Healthcare, Finance	India	20-30	Male	5-10 Y	R2
P8	Lead Technical Consultant	Finance, HRM, TTT	Sri Lanka	31-40	Female	5-10 Y	R2
P9	Software Developer	TTT, Research	Australia	20-30	Female	3-5 Y	R2
P10	Senior Software Developer	Insurance, Finance	India	31-40	Female	5-10 Y	R2
P11	Quality Assurance Manager	FSM	USA	51-60	Male	20-30 Y	R1
P12	Product Owner/Manager	FSM, TTT	USA	31-40	Male	5-10 Y	R1
P13	Senior QA Engineer	Finance	Germany	31-40	Female	5-10 Y	R1
P14	Product Owner	Education	Australia	51-60	Male	30-40 Y	R1
P15	Project Manager	Healthcare, Agriculture, Education	Australia	20-30	Female	3-5 Y	R1
P16	Founder/CEO/Customer	Digital Information Storage	Australia	61-70	Female	3-5 Y	R1
P17	Project Manager	Healthcare	Australia	51-60	Male	30-40 Y	R1
P18	Engineering Manager	Telco	Australia	31-40	Male	20-30 Y	R2
P19	SA/Designer/RE	Charity NPO	Australia	31-40	Female	1-2 Y	R2
P20	Senior Project Manager	Healthcare, Finance, Law, Manufacturing	Australia	51-60	Female	20-30 Y	R2
P21	Senior QA Engineer	Restaurant & Food Delivery	Sri Lanka	20-30	Female	5-10 Y	R2
P22	Senior QA Engineer	Insurance	USA	31-40	Female	5-10 Y	R2

Int: Interview, R1: Round 1, R2: Round 2, Telco: Telecommunication, CPS: Cyber-Physical Systems, HRM: Human Resource Management, TTT: Transport, Travel & Tourism, FSM: Field Service Management, SA: Solution Architect, RE: Requirement Engineer, NPO: Non-profit organisation, QA: Quality Assurance

Table 3. Information of Current/Most Recent Project and Team of the Practitioners

Team Size	# of Practitioners	Org. Size	# of Practitioners	Development Method Used	# of Practitioners
Less than or equal to 5	<div><div></div></div> 4	Startup	<div><div></div></div> 1	Agile - Scrum	<div><div></div></div> 19
5 - 10	<div><div></div></div> 11	Small	<div><div></div></div> 2	Agile - Kanban	<div><div></div></div> 7
10 -20	<div><div></div></div> 3	Medium	<div><div></div></div> 4	Traditional (Waterfall)	<div><div></div></div> 8
More than 20	<div><div></div></div> 4	Large	<div><div></div></div> 15		
Job Responsibilities	Frequency*	Self Affinity (Human vs Technology)			# of Practitioners
Req. gathering & elicitation with proxy users	<div><div></div></div> [6, 4, 7, 2, 3]	Predominantly Human-Centric			<div><div></div></div> 7
Req. gathering & elicitation with real end-users	<div><div></div></div> [4, 3, 5, 6, 4]	Somewhat Human-Centric			<div><div></div></div> 9
Designing software (UI/UX)	<div><div></div></div> [1, 4, 8, 4, 5]	Predominantly Technology-Centric			<div><div></div></div> 3
Front-end development/Programming	<div><div></div></div> [4, 2, 4, 2, 10]	Somewhat Technology-Centric			<div><div></div></div> 3
Back-end development/Programming	<div><div></div></div> [7, 2, 3, 2, 8]	Team's Affinity (Human vs Technology)			# of Practitioners
Testing	<div><div></div></div> [8, 8, 5, 1, 0]	Predominantly Human-Centric			<div><div></div></div> 1
Fixing Defects	<div><div></div></div> [5, 4, 4, 2, 7]	Somewhat Human-Centric			<div><div></div></div> 8
User Testing	<div><div></div></div> [4, 5, 7, 3, 3]	Predominantly Technology-Centric			<div><div></div></div> 7
Usability Testing	<div><div></div></div> [5, 1, 8, 6, 2]	Somewhat Technology-Centric			<div><div></div></div> 6
Conducting User Training	<div><div></div></div> [3, 4, 3, 3, 9]				
User Support Services	<div><div></div></div> [3, 3, 6, 2, 8]				
Technical Writing/User Documentation	<div><div></div></div> [2, 6, 7, 1, 6]				
Maintenance and Operations	<div><div></div></div> [7, 4, 4, 4, 3]				

\*Order of the bars in Frequency column of Job Responsibilities graph: Always → Very Often → Sometimes → Rarely → Never, followed by respective values.

condition necessary for empathy to emerge. We identified that the *nature of interactions*, *mode of communication*, and *frequency of interactions* helped to better describe these regular interactions. The nature, mode, and frequency of these interactions created the environment in which empathy can either thrive or falter.

The *nature of interactions* refers to the specific instances where practitioners engage. Participants described it by referring to different meetings or various stakeholder interactions. These meetings included requirements discussions, feature/defect discussions, design reviews, and technical meetings. Participants highlighted collaborative activities during project management, and agile ceremonies including sprint planning, daily stand-up, and retrospective. Other interactions involved problem identification, troubleshooting, documentation, and working with other teams. These interactions occurred with various stakeholders. Such collaborative engagements, often centred around shared goals, were crucial for fostering empathy. The *mode of communication* refers to the media or various methods used for interaction. Participants discussed face-to-face, virtual, and asynchronous communication modes. Most commonly, they mentioned virtual meetings facilitated through platforms such as Zoom, Google Meet, and MS Teams. Participants also highlighted in-person meetings, emails, LinkedIn messaging, and communication via ticketing systems such as JIRA.

💬 *“Mode of communication is basically anything you could possibly think of. So obviously these days a lot via Teams internally, typing in Teams, as well as having both audio and video calls with the Teams, as well as in person when I’m actually in the office. Occasionally even old-fashioned telephone and SMS, if the case arises.” - P18 (Developer)*

The *frequency of interaction* refers to how often developers and stakeholders engaged, ranging from daily stand-ups and email exchanges to weekly meetings with product owners and monthly retrospectives. Participants also highlighted ad-hoc meetings and regular interactions, such as sprint planning and reviews, and sessions with UI/UX designers. These consistent engagements built rapport and deeper understanding, fostering empathy between practitioners.

We identified the **factors that influence empathy** as the other condition. Participants highlighted various factors that influence how empathy is perceived and expressed, including personality (P1, P2, P11, P16, P20), culture (P4, P13, P15, P19, P22), job role (P2, P14, P17), and gender (P15). Participants emphasised that *personality* significantly influences empathy in SE (P1, P2, P11, P16, P20). Some participants perceived that developers who are more introverted or highly focused on technical tasks may sometimes prioritise work over interpersonal interactions, making empathetic engagement more challenging. However, this is not a universal trait, as individual differences shape how empathy is expressed. Conversely, those with naturally empathetic dispositions were seen as fostering better team dynamics. **Cultural context** also influenced empathy (P4, P13, P15, P19, P22). Participants who worked in different countries observed variations in how empathy was expressed and encouraged. Open and inclusive company cultures fostered empathy, while rigid and hierarchical structures hindered it. Participants noted that empathy varied between different **job roles** (P2, P14, P17). Tensions often arose between developers and project managers due to conflicting priorities, and testers faced challenges in maintaining empathy with developers during defect identification. **Gender diversity** was another factor (P15). Teams with gender diversity, especially including female members, tended to have more open communication and regular meetings, which facilitated empathy. In contrast, all-male teams, particularly those in back-end roles, were seen as less communicative and less likely to foster empathetic interactions.

💬 *“in terms of people who are most asocial of all the engineers, technical people, software people take the cake, because they’re so focused on what they do. And the discipline attracts this kind of people. These are people who are introverts, which doesn’t mean that they can’t empathise. But if they’re introverts, that’s almost a necessary condition for lack of empathy. Not true as a general statement, but it’s one of the conditions. So they don’t want to talk to customers. Literally, I’ve seen people say, I don’t want to talk to them, or these people are not smart enough to understand what I’m doing, therefore I have no respect for them, and so on. So I do want to emphasise, at least that’s my experience from all this time is that, software in particular, in terms of empathy, it’s got a huge problem. It’s a problem, and therefore it has to be studied, and properly understood. And then maybe some mitigations can be devised that deals with this problem of introverts, asocial software developers.” - P2 (Developer)*

### 4.3 Causes

In this study, we explored both the causes of presence of empathy and its absence. Participants were asked to share their experiences of both showing empathy and struggling to be empathetic during their interactions. From these scenarios, we inquired about the factors that enabled or hindered their ability to be empathetic, and we identified several causes that contributed to fostering empathy and those that impeded it.

**4.3.1 Causes of Empathy (Enablers).** We identified six concepts under the causes of empathy including effective communication, good working relationship, understanding, awareness, technical and work related factors, personal and experiential factors as illustrated in Figure 4.

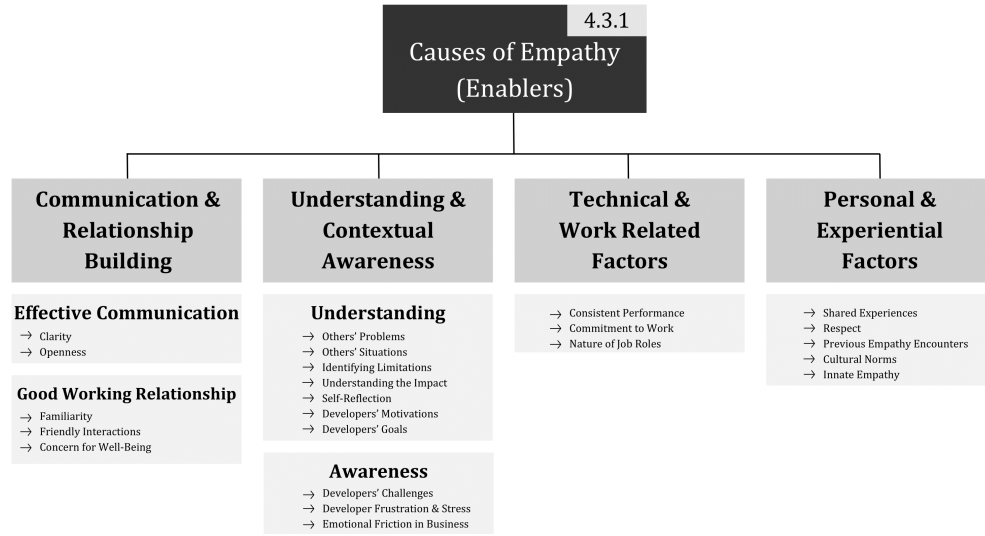


Fig. 4. Causes of Empathy

**Empathy due to effective communication** encompasses factors that facilitate empathy through effective communication. Participants emphasised the importance of *clarity of communication* (P1, P3, P8, P9) and value of *openness when interacting with others* (P7-P9, P11, P15, P17-P19, P21). Developers highlighted the significance of *clear communication* in fostering empathy. They shared that simplifying technical and business language helps to bridge the understanding gaps, which promoted empathy between developers and stakeholders.

“I was asking some detailed questions about some bugs that leaked into production. I could feel the developer getting nervous or a little bit defensive. I said, listen I’m not doing this to place blame. I just want to understand from a technical perspective, so I can see how things should be in the future, how can we help each other in the future. As soon as I put that out there, he immediately calmed down. And he immediately said, Okay, I get it, I’m sorry, I understand where you’re coming from. And we had a great conversation over slack. And he helped me, and I helped him.” - P11 (Stakeholder)

**Empathy due to good working relationships** encompasses factors that facilitate empathy through strong interpersonal relationships. Participants identified several key factors that contribute to this dynamic, including *familiarity* (P2, P3, P5, P7, P9-P14, P18), *friendly interactions* (P2, P13, P16, P17, P21), and *concern for well-being* (P4, P5, P17). *Familiarity* with team members was a significant contributor to empathy, as knowing each other’s work patterns,



communication styles, and personal backgrounds helped individuals understand each other's pressures and challenges more deeply. *Maintaining a professional and friendly relationship* also fostered empathy, with participants noting that positive working dynamics made individuals more likely to go an extra mile for each other.

☞ “So overall, I think that probably at the end of the day, you know, actually having a courteous, friendly and frequent interaction. So it wasn't just sort of, you know, okay, here's your stuff that we've delivered, I've delivered for you this week [...] It was a discussion, it was a warm discussion, there was warmth in the relationship.” - P16 (Stakeholder)

**Empathy due to understanding** encompasses factors that enhance empathy through a deep understanding. Participants identified various forms of understanding such as recognising others' problems (P2, P5, P7-P10) and situations (P8, P10, P20, P22), identifying limitations (P13, P14, P18), understanding the impact (P6, P10, P12), self-reflection (P9, P19), grasping developers' motivations (P12, P22), and understanding developer goals (P13, P19). Many participants shared how empathy emerged when they took time to understand others' *problems* and *situations* by putting themselves in others' shoes. Developers' awareness of *potential real-world impact of their work* also promoted empathy. *Self-reflection* emerged as a key factor in developing empathy. Participants noted that reflecting on situations, both during (reflection-in-action) and after interactions (reflection-on-action), allowed them to better understand others' experiences and respond more empathetically [64].

☞ “You can create empathy by showing someone who's very value and problem oriented, how much time you can save someone by doing X thing. So that's usually what I'll try to do. We can usually just say like, if we do this, these people will save 30 minutes a day. 30 minutes a day is a big deal.” - P12 (Stakeholder)

**Empathy due to awareness** encompasses factors that enabled empathy through a deep awareness of emotional and practical challenges faced by developers. Participants highlighted several aspects of this awareness that contributed to fostering empathy, including being aware of developers' challenges (P6, P15, P18, P21), recognising developer frustration and stress (P18, P19, P21), and understanding the emotional friction in business (P2, P11). Participants observed that empathy was fostered by *recognising the challenges developers faced*, especially those beyond their core expertise. Participants noted that empathy helped to reduce inherent *emotional friction in business settings*. They observed that by recognising the negative emotions that could build up and approaching situations empathetically, they were able to break down these barriers. This awareness of emotions and their impact on interactions aligns closely with the principles of emotional intelligence [26], suggesting that empathy in SE may be underpinned by emotional awareness and regulation.

☞ “I show empathy to them [developers] to break down friction, that wall, which is inherently there in the nature of our business. My philosophy is there's no anger in business. It's only business, there should be no emotion in business. When people starting to get emotional, usually it's anger or frustration, or sadness in some cases, then I feel we need to defuse that and get into empathetic mode, and get on the same page, and we can have a conversation.” - P11 (Stakeholder)

**Empathy due to technical and work related factors** encompasses factors related to technical expertise and work related performance that contribute to empathy. Participants highlighted several aspects that contributed to empathy including the consistent performance (P5, P10, P16), commitment to work (P1, P13, P16), and nature of job roles (P1, P9). *Consistent and dedicated performance* from developers was highlighted as a key factor in fostering empathy. Their strong track record and willingness to go an extra mile led stakeholders to be more empathetic towards them. Empathy was linked to the *commitment shown by team members*. When stakeholders or developers noticed others' genuine dedication to delivering quality results, it promoted a shared sense of empathy.

“We worked on it and he worked in it, obviously things went wrong. So it’s easy to have more empathy for a person who’s trying to do their best and trying to understand your needs, and willing to fix things when they need to be fixed in the build, than if someone goes, oh there it is, if you want more you have to pay or something like that.” - P16 (Stakeholder)

**Empathy due to personal and experiential factors** encompasses personal experiences, cultural norms, and shared goals that foster empathy. Participants highlighted various aspects including shared experiences (P2, P3, P7, P9, P14, P20), respect (P2, P19, P20), previous experience and encounters with empathy (P4, P10, P13), cultural norms (P3, P4), and innate empathy (P2, P7, P16). *Shared experiences* including both job-related and personal, fostered empathy. This sense of shared experience helped to bridge the gaps in understanding and facilitated more empathetic interactions. Participants highlighted that *cultural norms* and team culture played a significant role in shaping empathetic interactions. In some cultures, there was a strong emphasis on supporting each other which naturally encouraged empathy during personal emergencies. Some described *empathy as an intrinsic quality* in certain individuals, noting that empathy can stem from a natural disposition, although it can also be cultivated.

“[...] one of our support engineers brought up a question, it was an offshoot of a customer’s question, and what he wanted to do was sort of like grow his knowledge within our product base, and to grow his skills. And, for me, what I felt was like, I like to ask a lot of questions to, again to grow my knowledge, even if it doesn’t seem relevant to what I’m doing right now. So I was able to empathise with him there. And because of that, rather than thinking of his question is not relevant, his question is not important, because it’s his question and not a customer question, I was able to reach out to the other engineers in my team as well and sort of answer his question and help him explore and broaden his knowledge a bit more.” - P3 (Developer)

**4.3.2 Causes of Lack of Empathy (Barriers).** We identified nine concepts under the causes of lack of empathy including challenges in understanding, lack of awareness, interpersonal issues, communication related issues, organisational factors, environmental factors, perceptual issues, behavioural issues, and personality issues as illustrated in Figure 5.

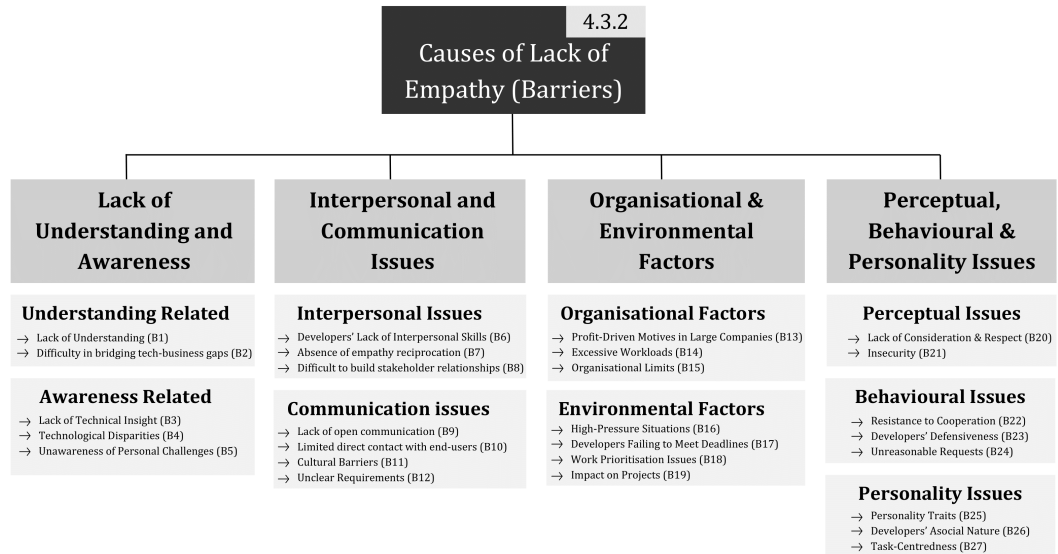


Fig. 5. Causes of Lack of Empathy

**Challenges in understanding** encompasses barriers that arise due to lack of knowledge or understanding of the other party's work, technical constraints, and experiences. Two challenges were identified including lack of understanding (P3, P6, P9, P14, P15) and difficulty in bridging technical-business gaps (P1, P12, P15). Many participants noted that a fundamental *lack of understanding* was a cause of lack of empathy. Stakeholders unfamiliar with the complexities of software development often had unrealistic expectations, leading developers to feel overlooked. Stakeholders noted that developers were often disconnected from end-users, which limited their understanding of end-users.

“because they don't understand what exactly we do for work. For example, they wouldn't know how to code or to produce a piece of software or anything. So I guess in their heads, it's more like, oh, they're able to do anything, they are able to code anything. So I guess, that kind of takes away empathy, takes away looking at us like it's a human being behind this piece of software.” - P3 (Developer)

**Lack of awareness** contains barriers that arise due to lack of awareness of the other party's technical constraints, and experiences. This encompasses a range of factors, including a lack of technical insight (P1, P2, P9, P18), unawareness of personal challenges (P13, P22), and technological disparities (P3, P7). A lack of empathy also arose from the *unawareness of technological disparities*. Developers shared how they initially struggled to empathise with stakeholders who lacked technological access or skills, as the developers themselves were proficient in modern technologies.

“my lack of empathy came with the fact that I was very technologically proficient in the sense that, I had the skills to use a smartphone or to use any sort of equipment. But most of the staff who were under the customer hadn't given access to a smartphone [...] it was hard for me to wrap my head around the fact that, this is 2019 2018, and there are people who still don't know how to use a smartphone.” - P3 (Developer)

**Interpersonal issues** includes barriers that stem from interpersonal interactions. Participants identified several factors that contributed to it, including absence of empathy reciprocation (P2, P7, P10, P11, P16), developers' lack of interpersonal skills (P12, P16), and difficulty in building positive stakeholder relationship (P2, P5). Empathy was often described as a reciprocal process, with participants noting that the *absence of reciprocation* often led to a breakdown in empathetic interactions. When empathy was not returned, individuals were less likely to continue showing it.

“when the team has communicated to stakeholders that this is not the way it happens, constantly they have been pushing us, not being empathetic [...] there's always a breaking point for everyone. So after a point you realise that, I have no business of being empathetic to them. Because even after open communication and several iterations of doing so, if it is not reciprocated, then we take that stand that I'm not going to be empathetic any more.” - P7 (Developer)

**Communication related issues** includes barriers that stem from ineffective communication. Participants highlighted several such issues that caused lack of empathy including lack of open communication (P6, P9, P13, P15), limited direct contact with end-users (P14, P18), cultural barriers (P4, P13), and unclear requirements (P1, P6). The *absence of open communication* impeded the development of empathy. Participants described instances where individuals could not express their concerns, resulting in misunderstandings and making it difficult for others to show empathy.

“When they [developers] have no empathy with me, it's no communication. They are kind of not very interested in talking in the meeting [...] they just want to finish that task. They don't want to listen to other things whether I am on track or not. They don't care about products.” - P15 (Stakeholder)

**Organisational factors** encompasses other factors related to the broader organisational context that can lead to lack of empathy. These include organisational limits (P8, P20, P22), profit-driven motives in large corporations (P2, P7), and excessive workloads (P7, P10). *Organisational boundaries*, such as contractual obligations and time constraints,

limited the ability to show empathy. Participants described situations where they had to refuse providing support due to strict adherence to budgets, timelines, or predefined roles.

“So maybe they had their own pressures, and have committed things, maybe their situation has been, I can’t afford to be empathetic at this situation, I want to get things done [...] as a core, people are empathetic. I do believe in it. But I think the situation that they are in, maybe they don’t express it, they’re not in a situation to do that [...]” - P7 (Developer)

**Environmental factors** covers barriers that are related to the working environment. These include high-pressure situations (P5, P7, P9, P13), work prioritisation issues (P9, P14), developers failing to meet deadlines (P16, P20), and impact on projects (P7, P10). *High-pressure scenarios*, such as tight deadlines, made it difficult for participants to consider others’ perspectives. Due to stress, they focused solely on task completion, with empathy taking a backseat. When the *success of a project was at stake*, empathy diminished. Developers recounted instances where the project’s critical importance or resource constraints led stakeholders to prioritise outcomes over empathy.

“So the first situation would be the criticality of the project, and then the other main problem was I was the only resource who understand that system, and that would have an impact on other things as well. So the main focus is on, like it might affect the productivity. So that’s one barrier which affected empathy.” - P10 (Developer)

**Perceptual issues** encompasses barriers that are rooted in individual perceptions. These include lack of consideration & respect (P2, P3), and insecurity (P21, P22). The *lack of consideration and respect* hindered empathy. Some stakeholders viewed developers as capable of coding anything, disregarding the required effort. This led developers to question stakeholders’ understanding of software complexities hindering empathetic interactions.

“it essentially has a lot has to do with respect. If your customer is being pigheaded and is asking for things, which are may be unreasonable or either too early or they’re asking for something which is much more work than they think, then they are not being reasonable. So just I think that, the sense that your opinion is not being respected, that creates a distance and empathetic divergence.” - P2 (Developer)

**Behavioural issues** encompasses barriers that are rooted in individual behaviours. These include unreasonable requests (P2, P7, P8, P10), developers’ defensiveness (P18, P22), and resistance to cooperation (P11, P12). When developers viewed feedback as criticism, they became *defensive*, hindering perspective-taking and disrupting empathy. In addition, stakeholders mentioned instances where developers were *resistant to change*, which limited empathetic interactions.

“I had a hard time being empathetic with that team. they immediately told me what we’re doing doesn’t work for them [...] they came to the meeting with an agenda to shut me down and shut everybody else who was arguing for common processes [...] it is very difficult to have empathy for someone who doesn’t want to hear, doesn’t want to cooperate, and has already decided that whatever you have to say is worthless before you even open your mouth.” - P11 (Stakeholder)

**Personality issues** encompasses barriers that are rooted in individual personality traits. These include task-centredness (P2, P15, P17), personality traits (P12, P22), and developers’ asocial nature (P2, P19). Developers’ *intense focus on their specific tasks* was noted as a barrier to empathy. This narrow view led them to disregard the needs and perspectives of others outside their immediate scope of work. Many developers, particularly those who were *with introverted or asocial personality traits*, preferred working independently and avoiding external communication, which led to a lack of engagement with stakeholders and hindered empathy.

“that’s just their personality. They were prototypical, stereotypical, really good developer like they got to be where they were at. As in a senior individual contributor position, because they were really good. They were great problem solvers, very efficient, opinionated on the technical aspect of their work. And the thing with that is, naturally just like that rewards that behaviour [...] and I think that’s what’s worked for that developer and they have no interest in like doing the business side or managing people.” - P12 (Stakeholder)

#### 4.4 Consequences of Empathy (Impact of Empathy)

Consequences describe the positive and negative impacts of empathy in SE. We identified both expected and “unexpected” consequences of empathy on developer-stakeholder interactions. By “unexpected” we refer to findings that were surprising or did not naturally align with the typical notion of empathy as a prosocial behaviour, where its presence led to negative outcomes and its absence resulted in positive ones. Conversely, “expected findings” are those that aligned with the conventional view of empathy as a prosocial behaviour, where its presence led to positive outcomes and its absence to negative ones. Among the expected findings, we identified two main categories of consequences: the impact on mental health and well-being of practitioners, and the impact on software development practices. These expected findings are detailed in Section 4.4.1 and Section 4.4.2, while the unexpected findings in Section 4.4.3 and Section 4.4.4.

**4.4.1 Impact on Mental Health and Well-being (Expected Consequences of Empathy).** This category encompasses the various ways in which the work environment, tasks, and organisational culture in software development affect the mental health and well-being of practitioners. We identified positive impacts stemmed from the presence of empathy, and the negative impacts resulted from its absence. These consequences related to mental health and well-being aligned with three of the six categories in Hettler’s wellness model: emotional, occupational, and social wellness [36]. In this paper, we refer to these categories as *emotional impact*, *occupational impact*, and *social impact* as illustrated in Figure 6.



Fig. 6. Positive & negative impact on mental health & well-being of practitioners due to presence & absence of empathy

**Emotional impact** refers to the immediate emotional responses and psychological effects practitioners experience in their work environment due to empathy or its absence. Participants discussed the *emotional responses* including various emotional reactions that arise from the presence or lack of empathy. The *psychological impact* encompasses the broader psychological effects of empathy on mental health. Participants discussed **emotional responses** highlighting *positive emotional responses* such as feeling less pressured (P3, P8, P21, P22), less stressed (P9, P20, P21), valued (P16, P18, P21), appreciated (P14, P16), understood (P20, P21), gratitude (P9, P10), as well as *negative emotional responses* such as frustration (P1-P3, P5, P7, P9, P12, P14, P16, P18, P20-P22), stress (P6-P8, P13, P21, P22), discomfort (P3, P5, P16, P17, P20), anger (P11, P14, P16, P18), disappointment (P8, P10, P16, P17), pressure (P3, P13, P21), emotional drain

(P12, P18), guilt (P10, P22), and unhappiness (P8, P10). Participants noted that empathy from team members helped to *alleviate pressure*. Some developers even *expressed gratitude* towards stakeholders who showed empathy during critical situations. Participants frequently experienced *frustration* due to a lack of empathy. Developers were frustrated when their work was devalued, or their input was not considered in decision-making processes.

🗨️ “I was thankful to him. I understand it’s a hard deadline, that’s like a million dollar project, we can’t easily compromise with clients when we delay the product. So it’s a major decision. it’s not easily they allow another developer to pitch in and do the work. So I was really grateful and thankful to him when he understood the situation.” - P10 (Developer)

Participants discussed **psychological impacts** by emphasising the *positive psychological impact* of empathy, including improved mental health (P5, P7, P18, P22), enhanced well-being & happiness (P11, P12), prevention of burnout (P3, P6), feeling listened to (P9, P21), and *negative psychological impact* including negative impact on emotional well-being (P5, P7, P11) and burnout (P6, P7). Practitioners shared that empathy led to *improved mental health* by reducing feelings of isolation, making them feel more connected and supported during stressful periods. Developers reported a *decline in emotional well-being* when empathy was absent, leading to reduced productivity and difficulty focusing on coding tasks.

🗨️ “first thing was, this is not the best place to be. There’s already a lot of myths and jargons about software corporate that, it’s a place which is very toxic compared to other industries, there’s cut-throat competition, there’s always work, no work life balance [...] So first feeling was, they don’t understand me, and I think if you’re not valued and understood here, then what is even the point in doing all this, let me just do something else and look out somewhere else.” - P7 (Developer)

The **occupational impact** focuses on how empathy affects job-related factors such as work-life balance, job security, and professional growth, ultimately influencing practitioners’ occupational health. Participants discussed *work related impact* exploring how empathy or its absence, influence practitioners’ overall occupational health, and *satisfaction related impact* referring to the extent to which practitioners find their work fulfilling and satisfying due to empathy. Participants discussed **work related impact** including *positive work related impact* such as improved work-life quality (P1, P7, P11-P13, P15, P18, P19, P21, P22), a sense of support (P3, P4, P7-P9, P15, P18, P20-P22), team members’ willingness to work extra hours to meet deadlines (P10, P11), and prevention of overwork (P5, P6, P21). The *negative work related impact* included reduced work-life quality (P1, P4, P7, P8, P13, P14, P18), overwork or additional workload (P6, P21), difficulty in performing job tasks (P8, P9), and feeling unsupported (P8, P10). Empathy contributed to an *improved work-life quality* by fostering clear expectations and mutual understanding, making tasks easier to manage. Absence of empathy led to a *deterioration in work-life quality*, making work harder to manage and causing frustration. This impacted their ability to deliver quality results and made everyday tasks feel more tedious.

🗨️ “he [developer] was very less empathetic or not at all empathetic with me in that situation. So it did affect my work life balance. I was always stressed that I need to get this done at this event. otherwise he would report me or he would talk rude to me, scold me like that. I was losing my quality of life. Even my sleep was disturbed and the next day I go with this baggage, like, yesterday this happened. So I was not focused on the next day also.” - P13 (Stakeholder)

Participants discussed **impact on satisfaction** including *positive impact on satisfaction* such as improved job satisfaction (P1, P10, P12, P15), feeling recognised (P3, P5, P8), increased motivation (P10, P17, P22), enhanced skill development (P6, P19), and higher retention (P3, P12). The *negative impact on satisfaction* included losing interest in the job (P1, P2, P6, P7, P22), and high developer turnover (P6, P7, P10, P18). Participants noted that *increased job satisfaction* was a key outcome of empathy in the workplace, as it enhanced interpersonal relationships and task fulfilment. Empathy also boosted *motivation*, leading to greater enthusiasm and improved work quality. Conversely, when stakeholders



fostered an unsupportive work environment, *developers were often motivated to leave*. Developers specifically mentioned declining future opportunities with companies that had previously failed to demonstrate empathy.

“when we show empathy towards people, they get motivated. for me it’s the nature. When someone is doing something good for me, I want to do better for them. That’s why I think most of the people behave in that manner.” - P22 (Stakeholder)

**Social impact** refers to the impact on social interactions and relationships in workplace due to empathy. Participants discussed *team related impact* focusing on how empathy or its absence in team dynamics influences practitioners’ social wellness, and *impact on interpersonal dynamics* examining how empathy affects the quality and nature of interpersonal relationships at work. Participants discussed **team related impact** including *positive team related impact* such as improved team dynamics (P2, P4, P5, P7-P13, P15, P18-P22), effective communication (P1, P3, P4, P7, P8, P12, P14, P19, P21), enhanced collaboration (P1, P4, P9, P12, P16, P19, P20), better team morale (P9, P17, P18), supportive team and work culture (P3, P13, P17, P22). The *negative team related impact* included ineffective team dynamics (P1, P7-P10, P11, P13, P15, P18, P19, P21, P22), communication breakdown (P2, P4, P15, P16, P19, P22), and reduced collaboration (P15, P17). Empathy improved *team dynamics* by promoting mutual understanding and trust. Ability to rely on teammates during high-pressure situations, created a supportive environment, resulting in more cohesive teams. The lack of empathy *disrupted team dynamics*, causing misunderstandings, fragmented relationships, and inefficient, isolated work.

“When team members are empathetic towards each other and other teams, morale is high, people enjoy working together, [...] experience of developing a product has a better feel, people enjoy working on the product. When people are not empathetic, when they’re antagonistic, and when they’re difficult, it’s a very negative experience.” - P11 (Stakeholder)

Participants discussed **impact on interpersonal dynamics** including *positive impact on interpersonal dynamics* such as improved understanding (P2, P4, P7-P11, P17, P18, P21), strong working relationships (P4, P7, P9, P11, P13, P16, P19, P21), building new relationships (P2, P5, P7, P19), improved trust (P4, P7, P12), better interactions (P1, P2), and improved confidence (P13, P15). The *negative impact on interpersonal dynamics* included lack of understanding (P4, P9), failed working relationship (P1, P7, P8, P10, P13, P16), and reduced trust (P17, P21). Participants frequently noted that empathy *improved understanding*. It helped team members grasp perspectives and challenges faced by their colleagues, strengthening relationships and collaboration. Empathy deficits damaged professional relationships, reducing trust and collaboration, with one stakeholder sharing that it led to the termination of a working relationship.

“first one was a sense of belonging that people trust me here, people understand me. And it is not just stakeholder developer relationship, that signs of more like a comfort. So you feel that, okay this is something where I belong, people trust me, and I would want to also repay this type of behaviour, maybe when I’m put in that situation.” - P7 (Developer)

**4.4.2 Impact on Software Development practices (Expected Consequences of Empathy).** This section examines how empathy affects various aspects of software development practices that influence the overall success of software projects. We identified the positive and negative impacts stemmed from the presence of empathy and its absence, respectively. These consequences are categorised as *impact on product and quality*, *impact on project management practices*, *impact on business alignment* and *impact on productivity* as illustrated in Figure 7.

**Impact on product and quality** focuses on how empathy affects the technical quality of the software product. Participants discussed impact on code quality and product robustness under this category. The *code quality* addresses the technical quality of the code, including aspects such as maintainability, readability, reliability, and absence of defects. The *product robustness* refers to the resilience and stability of the product in various conditions, including its performance, scalability, and ability to handle errors and unexpected inputs. Participants discussed the impact on **code quality** including *positive impact on code quality* such as improvements in code quality (P3, P22), and *negative impact on*



Fig. 7. Positive & negative impact on software development practices due to presence & absence of empathy

*code quality* such as a decline in overall quality of the code base (P1, P6, P7) and increased difficulty in maintaining it (P1, P6). Participants described how empathy *helped to improve code quality*. Empathy fostered a collaborative approach to coding and testing, with developers incorporating additional safeguards to address issues identified during empathetic interactions with customers. These interactions helped developers better understand the difficulties customers faced, motivating them to enhance the code. Developers noted that when stakeholders lacked empathy, they struggled with unclear requirements and lacked a full understanding of the broader purpose of their tasks. This led to working without a strong sense of direction, resulting in a *decline in the overall quality of the code*.

“earlier how we [QAs] worked was, once the developers finish coding, they’ll send that over to us. They don’t understand what QA does, or they didn’t mind knowing that. But with that scenario, later on when it comes to finding bugs before sending it to QA, they were able to fix it, they were able to identify it earlier than in the QA process.” - P22 (Stakeholder)

Participants discussed impact on **product robustness** including *positive impact on product robustness* such as improved product quality (P2, P3, P6-P8, P10-P14, P16-P22), development of better products (P1, P3, P5-P7), helping to find the best technical solution (P4, P8, P9, P11), improved understanding of end-users (P9, P12, P14, P18), and increased usability (P13, P18). The *negative impact on product robustness* included reduced product quality (P2, P4-P7, P12-P14, P21, P22), sub-optimal solutions & rework (P6, P12, P15), need for modifications to developed features (P1, P9), products that failed to meet user needs (P14, P18), and reduced usability (P1, P3). Empathy fostered strong collaboration between developers and stakeholders, resulting in the *development of high-quality products*. Empathy encouraged developers to focus on delivering better results considering user perspectives to identify and address issues early. The lack of empathy caused stress, frustration, and disengagement among developers, which led to rushed, poorly executed solutions, ultimately *decreasing product quality* leading to bugs.

“it was very buggy product and customer didn’t like it, and they reached out to sending email like, this was really buggy and they didn’t like it, so it was not good experience.” - P22 (Stakeholder)

**Impact on project management practices** focuses on how empathy influences project outcomes. Participants discussed impact on both project planning & goal setting, and risk management under this category. The *project planning & goal setting* addresses practices related to project planning, goals, and agile practices ensuring that they are aligned

with both team capabilities and business objectives. The *risk management* involves identifying, assessing, and mitigating risks to ensure successful project completion. Participants discussed the impact on **project planning & goal setting** including *positive impact on project planning & goal setting* such as smoother project progress (P1, P6, P8, P12, P15, P21), more realistic goals (P3, P4, P9), achieving successful project outcomes (P13, P21), accurate task prioritisation (P14, P15), and improving workflows (P15, P19). The *negative impact on project planning & goal setting* included extended time consumption (P9, P10) and unrealistic project goals (P1, P9, P10). Empathy facilitated *smoother project progress* by aligning developers and stakeholders with project goals and deadlines. Both groups recognised that understanding each other's challenges increased the likelihood of meeting timelines. *Unrealistic goals* were imposed without understanding the team's workload, leading to rushed work, burnout, and decreased quality.

💬 “deadlines are all about understanding the capability of people in the team, limitations, situation people are in, and their pressures. if you're not aware of that, then it can definitely be difficult to settle on a deadline that's successful for everyone, with lack of empathy, you're more likely to set up deadlines that won't be successful.” - P9 (Developer)

Participants discussed the impact on **risk management** including *positive impact on risk management* such as effectively resolving issues (P8, P10, P17, P19), and *negative impact on risk management* including uncertainty of requirements (P1, P6), managerial interventions (P11, P17), difficulty in understanding development tasks (P1, P18), and sometimes failed software projects (P16). Empathy played a crucial role in the *effective resolution of critical issues* by fostering open communication and mutual understanding. In one case, a project manager empathised with an overwhelmed developer, stepping into resolve a mistake that could have affected the entire project, ensuring smooth delivery without disruptions. In another case, the lack of empathy and understanding between developers and stakeholders resulted in a *project failure*, with the entire project collapsing due to strained relationships.

💬 “there was a situation where I had to deal with multiple work at the same time. I had to switch between different work. While working on multiple work, I actually made a mistake in one of the work. That had an impact on everyone working in it. My project manager understood my situation and he helped me to get out of that situation.” - P8 (Developer)

**Impact on business alignment** focuses on how empathy assists in aligning development efforts with the strategic goals and objectives of the business. Participants discussed impact on operational efficiency, stakeholder management, and customer management under this category. The *operational efficiency* focuses on improving overall processes and workflows within the organisation or project to streamline operations, and minimise inefficiencies. The *stakeholder management* aims at effectively understanding, engaging with, and satisfying the needs of stakeholders. The *customer management* involves the strategic management of relationships with customers or end-users. Participants discussed the impact on **operational efficiency** including *positive impact on operational efficiency* such as smooth business operations (P1, P10), and *negative impact on operational efficiency* such as potential decline of the business (P7, P10). Developers shared that empathy helped to ensure the end product met client expectations, *fostering seamless business operations*. Empathy-driven collaboration helped businesses avoid delays, meet deadlines, and maintain client satisfaction. Participants shared that absence of empathy led to missed deadlines and a breakdown of customer trust, which could result in the *decline of the business*. Another developer noted that lack of empathy from stakeholders resulted in missed opportunities for potential revenue.

💬 “I also have shown my performance in terms of monetary [...] I was developing a tool where one client was using it, and then after the tool was getting good, there were 20 more clients who on-boarded to use that same tool. So maybe another developer can come and work on it, but still, maybe I would have done it better, since I know it from earlier, that the time could be saved on this transferring things, KT [knowledge transfer] and everything.” - P10 (Developer)

Participants discussed the impact on **stakeholder management** including *positive impact on stakeholder management* such as increased stakeholder satisfaction (P1, P5-P7, P19, P20), reduced stress (P3, P18), and *negative impact on stakeholder management* such as stakeholder dissatisfaction (P1, P7, P9, P10, P14). Empathy encouraged workload sharing among team members, *reducing pressure on stakeholders* and improving team morale. The absence of empathy resulted in *dissatisfaction* due to poor communication and a lack of understanding of stakeholders' needs.

“when it comes to our project manager, we were able to sort of make sure we absorbed some of her the stress that she was under. And to sort of lighten her load.” - P3 (Developer)

Participants discussed the impact on **customer management** including *positive impact on customer management* such as customer satisfaction (P3, P5-P7, P10, P14, P16, P19, P22), meeting user and stakeholder expectations (P1, P6), accommodating customer requests (P2, P20), willingness to provide additional product features (P2, P6), and *negative impact on customer management* such as dissatisfied customers (P6, P7, P12, P14, P16, P20). Empathy greatly contributed to *customer satisfaction* by ensuring timely, high-quality deliveries and clear communication, which helped developers to align with customer needs, leading to improved satisfaction. Participants also described how delivering products that met the technical specifications but failed to meet user expectations or practical needs resulted in *customer dissatisfaction*.

“if they know you are doing your best to get things done, and sometimes regardless of your situations, you try to get things done, they know, okay this person is working diligently. And they are also satisfied from the work [...] finally, as a team, you're getting successful. So that increases the client satisfaction.” - P5 (Developer)

**Impact on productivity** focuses on how empathy impacts the efficiency and productivity of practitioners. Participants discussed impact on project timelines, developer efficiency, and resource optimisation under this category. The *project timelines* addresses the ability to deliver products within the agreed timelines, ensuring that deadlines are met. The *developer efficiency* refers to how effectively developers can perform their tasks, including the use of tools and practices that enhance productivity. The *resource optimisation* involves the efficient use of available resources, such as time, skills, and budget, to maximise output and minimise waste. Participants discussed the impact on **project timelines** including *positive impact on project timelines* such as timely deliveries (P1, P5, P6, P8, P10, P19, P21), and *negative impact on project timelines* such as project delays (P2, P6, P7, P10, P13, P14, P17, P18, P21). By understanding each other's needs and circumstances, practitioners were able to work efficiently, ensuring *timely deliveries*. The absence of empathy led to poor communication and strained relationships, causing *delays in project delivery*.

“There were missing deadlines, tasks which were not completed on time. If two weeks of sprint cycle, it usually takes those tasks to complete either three weeks, or four weeks, which were like not properly scoped out.” - P6 (Developer)

Participants discussed the impact on **developer efficiency** including *positive impact on developer efficiency* such as increased developer productivity (P1-P3, P5, P6, P9-P11, P13, P17-P19, P22), and *negative impact on developer efficiency* such as decreased productivity (P5, P6, P8, P9, P22). Empathy *boosted developer productivity* by fostering a positive work environment where team members felt motivated and supported. It enhanced developer knowledge sharing, and communication, leading to increased efficiency and productivity. When empathy was lacking, developers felt misunderstood, which *declined their productivity*. Due to this lack of understanding both developers and stakeholders felt unsupported and overwhelmed, resulting in burnout, and further declines in productivity.

“being empathic with each other, we are always able to help whenever others face a question. Because the fundamental thing there is, okay I've been there before, so I have the knowledge to help you. So they empathise with each other, therefore they help each other. that definitely speeds up work and there's a lot of productivity gain.” - P3 (Developer)

Participants discussed the impact on **resource optimisation** including *positive impact on resource optimisation* such as effective use of resources (P1, P19, P20), and *negative impact on resource optimisation* such as wastage of resources (P1, P14, P19, P20) and increased costs (P6, P18, P19, P20). Empathy *enabled developers to manage their time effectively* by promoting open communication and clarity around project requirements, which reduced delays and misunderstandings. The lack of empathy led to *significant resource wastage*, as developers had to make assumptions due to unclear requirements, resulting in time-consuming mistakes and multiple iterations to meet stakeholder expectations. This extended timelines and wasted effort contributing to *increased project costs*.

💬 “Oh costly, wasted our money and everyone’s time during that development. because we noticed this project involved different people. Everyone showed their expectations from this software. but without empathy, without communication with each other, to be honest, they spend a lot of money on that and the result was like nothing.” - P19 (Stakeholder)

**4.4.3 Negative Impact of Presence of Empathy (Unexpected Consequences of Empathy).** Participants identified several scenarios where the presence of empathy resulted in adverse outcomes, including empathy fatigue (P7, P14, P18, P20), exploitation of empathy (P2, P7, P10), misalignment of priorities (P12, P14, P18), excessive work (P6, P19, P20), negative impact on work-life balance (P10, P21), and increased stress and burnout (P12, P19). Participants experienced instances of *empathy fatigue* when they were overly empathetic towards team members. Constant concern for others became emotionally overwhelming, resulting in stress and emotional withdrawal. Developers shared instances where their *empathy was exploited*, leading to increased workloads and negatively impacting their productivity and well-being. Highly empathetic individuals often took on more tasks out of a sense of duty or care, which affected their *work-life balance*. Over-committing to tasks, driven by empathy for stakeholders and end-users, led to *increased stress or burnout*.

💬 “yes, because it’s overwhelming. You have to find a way, like you can’t be empathetic to everything all the time, it’ll just completely overwhelm you. A lot of tools that we have in project management are there so that you don’t have to be empathetic, like they are tools to help you deal with it. So that makes you potentially cold and hard.” - P20 (Stakeholder)

**4.4.4 Positive Impact of Lack of Empathy (Unexpected Consequences of Empathy).** Participants identified several scenarios where absence of empathy had positive outcomes, which mostly stemmed from withholding empathy in toxic environments, such as avoiding additional work (P7, P8, P10), timely delivery of projects (P14, P20), direct communication about capabilities & boundaries (P8, P10), leveraging technical skills of highly skilled developers despite lack of empathy (P12, P18), and work-life balance (P7, P10). Developers noted that by not showing empathy, they could *avoid being overwhelmed by additional tasks*. Refusing overtime requests and being direct helped them prevent burnout, maintain a manageable workload, and *establish clear boundaries*, supporting a *healthy work-life balance*. Stakeholders acknowledged that some *highly skilled developers, despite lacking empathy*, were still valuable due to their technical expertise. They were able to excel by concentrating on technical tasks without being distracted by emotional factors.

💬 “If I think about developers I’ve worked with over the years, you know, there are some that have not had high degree of empathy, and really struggled to actually understand other people as human beings. But they could still potentially be very high performing developers and actually code, you know, almost in a silo and isolation.” - P18 (Stakeholder)

## 4.5 Contingencies (Strategies)

Contingencies encompass various strategies that software practitioners employ to foster, maintain, or navigate empathy in their professional interactions. We identified five concepts under the strategies of empathy including the strategies related to customer and stakeholder engagement, communication and understanding, team dynamics and managerial approaches, training and education, and psychological and attitudinal approaches as illustrated in Figure 8.

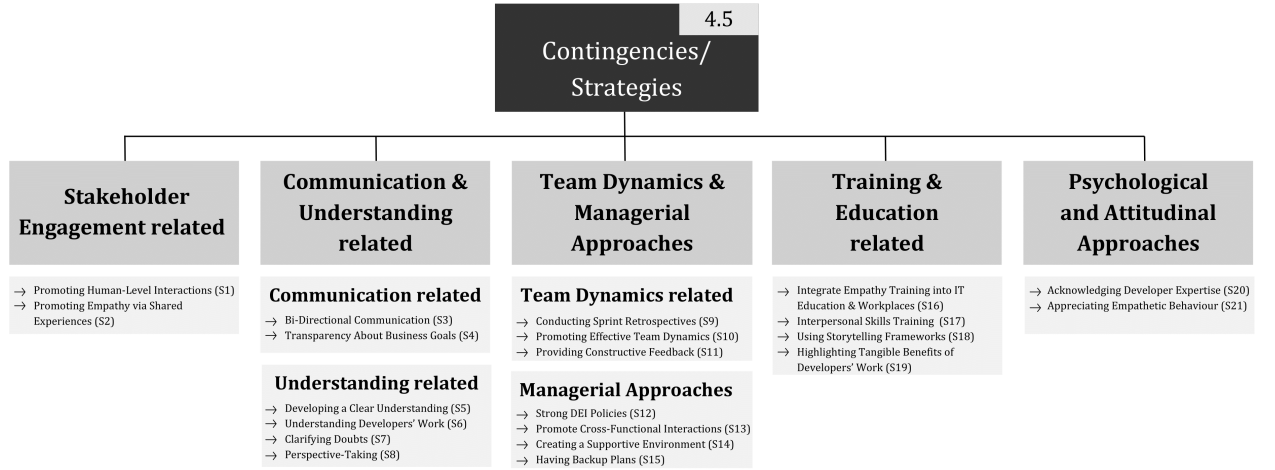


Fig. 8. Empathy related strategies

**4.5.1 Stakeholder Engagement Related Strategies.** This category highlights strategies for improving interactions and relationships with stakeholders, ensuring their perspectives are understood and incorporated into project development, such as building human-level connections with stakeholders (P2, P5-P9, P16, P22) and promoting empathy through shared experiences (P7, P12). Participants noted that developers rarely meet end-users, limiting their empathy. They identified promoting *human-level interactions* (Strategy S1) between developers and stakeholders as an effective strategy for fostering empathy, as direct interactions enhanced understanding of customer needs. *Promoting empathy through shared experiences* (Strategy S2) proved effective. For example, developers observing real users interact with the software allowed them to witness first-hand challenges, fostering empathy and highlighting the need to address user issues.

“In a lot of places developer doesn’t meet end user, which is pathetic. So a lot of engineers are trained on how to do it. But they don’t know why am I building it, and why part is emotionally and empathetically connected. So if you realise that I’m going to build a software for this user, helping them do this, then automatically these things fall in place and you are naturally empathetic towards the larger goal, that I’m going to help this person.” - P7 (Developer)

**4.5.2 Communication and Understanding Related Strategies.** This category encompasses the strategies for improving the quality and effectiveness of communication among practitioners, fostering a deeper mutual understanding. Participants shared several **communication related strategies** including bi-directional communication (P1, P3, P4, P6-P9, P12, P14, P15, P18, P19, P21, P22) and transparency about business goals (P10, P12). A *proper bi-directional communication* (Strategy S3) improved understanding of concerns, and strengthened collaboration. Informal discussions and retrospective meetings further promoted mutual empathy. *Transparency about business goals* (Strategy S4) aligned developers’ work with organisational objectives, reducing misunderstandings and fostering empathy.

“it’s always treating the other person as the expert in their domain, that we are actually hearing them out, having an active communication with them and actually thinking what they might be feeling, when someone might dismiss something and say, oh it should be easy.” - P18 (Stakeholder)

Participants shared several **understanding related strategies** including perspective taking (P1, P10, P21, P22), developing a thorough understanding (P1, P7, P9), understanding developers’ work (P6, P17, P20), and clarifying



doubts (P1, P12). *Perspective-taking (Strategy S8)* led both developers and stakeholders to understand each other's challenges, reducing misunderstandings and enhancing collaboration. *Developing a clear understanding (Strategy S5)* of team members' roles and pressures, with the help of retrospectives and role-sharing activities fostered empathy and teamwork. Regular meetings helped stakeholders *understand developers' work (Strategy S6)*, enabling them to offer better support and align expectations. *Clarifying doubts about user needs and business perspectives (Strategy S7)* allowed developers to gain insights, leading to better solutions and smoother interactions.

“from my perspective, the key thing for me is understanding what they're doing, what is going on. my understanding of their work helps me in my role, because I have to plan things, and I have to keep stakeholders updated [...] if I know what's going on in the team, then I can convey that to other stakeholders. But if I don't, I can't empathise with what they're doing, then I can't really advocate for the team.” - P17 (Stakeholder)

**4.5.3 Team Dynamics and Managerial Approaches.** This category contains strategies aimed at fostering empathy through team dynamics and management practices. Participants shared **team dynamics related strategies** including conducting sprint retrospectives (P6, P7, P13, P15, P21), promoting team dynamics (P2, P5, P13), and providing constructive feedback (P13, P17, P18). *Sprint retrospectives (Strategy S9)* were instrumental in addressing empathy barriers and enhancing team dynamics. *Promoting effective team dynamics (Strategy S10)* through casual interactions and collaborative problem solving enhanced empathy by fostering personal connections and mutual understanding. *Providing constructive feedback (Strategy S11)* encouraged developers to embrace reevaluation positively, and managers guided developers to avoid defensiveness when receiving feedback, framing it as part of system improvement rather than personal criticism.

“when it comes to my past experience, to empathise more with the developers, if you're working with them, if you get to talk with them in personal level, if you know things about his family or personal life, how he is dealing with his life and all, you get to empathise them more.” - P13 (Stakeholder)

Participants shared **managerial approaches** such as having backup plans (P10, P17, P20-P22), creating a supportive space (P10, P14, P18, P19), promoting professional & cross-functional interactions (P1, P11, P12, P17), and strong diversity, equity, and inclusion (DEI) policies (P3). *Backup plans (Strategy S15)* provided flexibility in managing resources and timelines during unexpected challenges, demonstrating understanding and support for individual needs while maintaining progress. *Creating a safe and supportive environment (Strategy S14)* where developers could openly share challenges without fear of judgement also promoted empathy. *Promoting professional and cross-functional interactions (Strategy S13)* helped to bridge communication gaps between technical and business teams, improving understanding and collaboration. Interestingly one participant noted that *strong DEI policies (Strategy S12)* helped to promote empathy by fostering diverse perspectives and inclusive practices, improving collaboration and respect among team members.

“I try having regular one on one meetings, trying to make a safe space where people can say that they don't know something and not felt to be foolish. Try and model that myself, and if I don't know something, I will let it be known that I don't know something. So showing developers that it's okay to not know stuff.” - P14 (Stakeholder)

**4.5.4 Training and Education Related Strategies.** This category contains the strategies that involve training and educating practitioners to enhance their skills and knowledge, particularly in areas that improve empathy. Participants shared **training and education related strategies** including integrating empathy training into IT education & workplaces (P3, P16, P19), educating IT students on interpersonal skills (P16, P19), using storytelling frameworks (P12, P19), and emphasising the practical benefits of developers' work (P12, P19). Stakeholders recommended *integrating empathy training into IT education and workplaces (Strategy S16)*, to help developers become more attuned to the human aspects of their work and enhance their ability to work with customers. *Interpersonal skills training (Strategy S17)* was emphasised

as equally important as technical skills. *Storytelling* (Strategy S18) was identified as a useful tool for fostering empathy, by helping developers to relate to users' challenges. Highlighting the *tangible benefits of developers' work* (Strategy S19), how small changes improve user experience, was another effective strategy.

“[...] recommend that everybody working in IT doesn't matter what they're doing, doing IT degree also, does a module on empathy and working with the customer, not against the customer” - P16 (Stakeholder)

**4.5.5 Psychological and Attitudinal Approaches.** This category encompasses the strategies that involve psychological and attitudinal changes to foster a more empathetic environment within the team. Participants shared **psychological and attitudinal related strategies** including acknowledging developer expertise (P16, P18) and appreciating empathetic behaviour (P7, P20). Stakeholders emphasised *acknowledging developers as experts in their domain* (Strategy S20), validated their contributions and helped to maintain team morale and foster a supportive culture. Publicly *acknowledging and appreciating empathetic behaviour* (Strategy S21) promoted a culture of empathy within teams.

“it's really about where you and developer meet. it's about, the empathy at the point of interpretation of the brief. And acknowledgement that not all clients are silly, and it's about suspending judgement on both sides.” - P16 (Stakeholder)

An overview of the strategies discussed above is provided in Table 4.

Table 4. Empathy Contingencies

ID	Empathy Contingencies	ID	Empathy Contingencies
S1	Fostering human level interactions with stakeholders	S12	Having strong DEI policy
S2	Promoting empathy through shared experiences	S13	Promoting professional and cross-functional interactions
S3	Having proper bi-directional communication	S14	Creating a safe and supportive space for developers
S4	Transparency about business goals	S15	Having backup plans
S5	Developing a thorough understanding	S16	Integrating empathy training
S6	Understanding developers' work	S17	Educating IT students on interpersonal skills
S7	Clarifying doubts	S18	Using storytelling frameworks to facilitate understanding
S8	Perspective taking	S19	Emphasising the practical benefits of developers' work
S9	Conducting the sprint retrospectives	S20	Acknowledging developer expertise
S10	Promoting effective team dynamics	S21	Appreciating empathetic behaviour
S11	Providing respectful and constructive feedback to developers		

## 4.6 Covariances

*Covariance* refers to the relationship between two categories, where changes in one category correspond to changes in the other [24, 39]. We identified two key instances of covariance: (A) consequences (one category) varied depending on the types of causes (the other category), and (B) contingencies varied based on the causes of lack of empathy.

**Covariance A. Consequences varied depending on the types of causes.** We identified two main types of causes: causes of presence of empathy and causes of its absence. The consequences associated with each type of causes varied accordingly. We found both positive and negative consequences in relation to the presence and absence of empathy. Section 4.4.1 and Section 4.4.2 outline these consequences, organised into two key categories: mental health and well-being of practitioners, and software development practices. In addition, Section 4.4.3 details the negative consequences of presence of empathy, while Section 4.4.4 highlights the positive consequences of lack of empathy.

**Covariance B. Contingencies varied based on the causes of lack of empathy.** We identified specific contingencies aimed at mitigating the causes of empathy deficits. The mapping between the strategies and causes of lack of empathy was established through a combination of participant input and data analysis. Some strategies were directly articulated by the participants during the interviews, while for others, we applied STGT to systematically analyse and identify relationships between the strategies and causes. This approach ensured that the mappings were grounded in the data and reflected

both direct participant feedback and inferred relationships. For each of these causes, we identified contingencies that could be applied to overcome these challenges. For instance, we identified that one cause of lack of empathy, *difficulty in bridging technical-business gap* could be mitigated by several contingencies, including having proper bi-directional communication (S3), clarifying doubts (S7), and promoting professional & cross-functional interactions (S13). We summarised the empathy contingencies in Table 4 and these covariances in Table 5.

Table 5. Covariances Between Causes of Lack of Empathy and Contingencies

ID	Causes of Lack of Empathy	Contingencies
B1	Lack of understanding	S1, S3, S4-S7, S14, S18, S19
B2	Difficulty in bridging technical-business gaps	S3, S7, S13
B3	Lack of technical insight	S3, S6-S8, S13
B4	Technological disparities	S7, S13
B5	Unawareness of personal challenges	S3, S10, S14
B6	Developers' lack of interpersonal skills	S3
B7	Absence of empathy reciprocation	S8, S10, S21
B8	Difficulty in building positive stakeholder relationships	S1-S3, S5, S8-S10
B9	Lack of open communication	S3, S4
B10	Limited direct contact with end-users	S1, S3, S7, S18, S19
B11	Cultural barriers	S3
B12	Unclear requirements	S3, S4, S13
B13	Profit-driven motives in large corporations	S3, S4, S6, S10
B14	Excessive workloads	S3, S4, S6, S7, S10, S20
B15	Organisational limits	S3-S6, S10
B16	High-pressure situations	S1, S3-S6, S8, S10
B17	Developers failing to meet deadlines	S1, S3-S6, S8, S10, S15
B18	Work prioritisation issues	S3, S4, S5-S8, S14
B19	Impact on projects	S1, S3, S10, S14, S15
B20	Lack of consideration and respect	S1, S3, S5-S8, S10, S20
B21	Feelings of insecurity	S1-S5, S9-S11, S14, S21
B22	Resistance to cooperation	S1, S3, S7, S9-S11, S13-S15, S21
B23	Developers' defensiveness	S1, S3, S5, S6, S10, S11, S13, S14, S20
B24	Unreasonable requests	S3, S4, S5, S6, S7, S9, S20
B25	Personality traits	S2, S3, S9, S10, S20, S21
B26	Developers' asocial nature	S2, S3, S8, S9, S10, S21
B27	Task-centredness	S1-S3, S7, S9, S10

## 5 Discussion

While Section 4 is focused on key findings, this section delves into their broader implications within the context of SE. Section 5.1 offers a more detailed analysis by relating the key findings to existing literature. We also examine the implications of our findings for future research (Section 5.2) and for practical applications in SE (Section 5.3).

### 5.1 Positioning Our Findings Within Existing Research

While familiarity [1, 54], relatedness [1, 46], and culture [10, 33, 46, 49, 65] are well-established causes of empathy, studying empathy in SE offers unique insights. Technical complexity, interdisciplinary collaboration, and distributed teams of SE introduces challenges that shape how empathy manifests, making it crucial to understand these dynamics within this domain. Our findings confirm these general causes while identifying SE-specific factors, such as the role of technical expertise and work performance in empathy development (Section 4.3.1). Similarly the general causes of a lack of empathy such as time pressure, negative emotions, and task-centeredness are well-known in other fields [21, 34, 44, 70]. SE presents role-based dynamics, such as the conflicting goals of developers and testers, which exacerbate challenges that are less pronounced in other domains (Section 4.3.2). Our study identifies SE specific inhibitors, including

organisational and environmental gaps, demonstrating that while some empathy barriers overlap with other domains, their manifestation in SE presents distinct challenges and novel insights (Section 4.3).

Empathy improves well-being [15, 18–20, 43, 55], quality [47, 48], collaboration [47, 48, 53], trust and satisfaction [53, 57] across various fields, including healthcare, engineering, and sales. Similarly, in SE, empathy improves practitioner well-being, trust, product quality, and collaboration [6, 7, 51]. Our study corroborates these effects in SE (Section 4.4.1). In addition, our study found that empathy influences technical outcomes like software quality, code maintainability, and user-centred design, with empathetic developers producing more intuitive software and reducing bugs (Section 4.4.2). This direct link between empathy and technical outcomes is unique to SE and represents a key contribution. While positive effects of empathy on well-being are known (Section 4.4.1), the specific demands of SE such as long hours, tight deadlines, and rapid iteration cycles amplify the importance of empathy in team cohesion and reducing burnout. By investigating these SE-specific effects, our study confirms the general benefits of empathy while showing its direct influence on software project success, and productivity.

While prior research has developed empathy theories from a psychological perspective (Section 2), our theory introduces a comprehensive SE-specific framework addressing both interpersonal and technical aspects of empathy. Existing models [5, 30, 40, 78] overlook the influence of SE methodologies, technical constraints, and cognitive demands. To the best of our knowledge, our theory is the first to provide an in-depth exploration of empathy in SE, showing how empathy shapes technical complexity and development workflows. Unlike traditional models, it emphasises the evolving, situational nature of empathy within software teams, shaped by organisational culture, stakeholder interactions, and team dynamics. While existing research acknowledges benefits of empathy in SE [6, 7], our work offers a structured understanding of empathy barriers and actionable strategies to address them. With insights from diverse SE roles, our theory provides a broader perspective on the role of empathy in SE that not only builds on existing empathy literature but also offers practical recommendations to enhance empathy, improving processes and outcomes in SE.

## 5.2 Implications for Research

This section outlines key implications for future research, directly informed by our findings. Each insight is grounded in the data, with clear connections to our findings. These implications offer a structured pathway for advancing research and ensure their relevance within the broader context of empathy in SE.

**📖 Research on factors influencing empathy:** We found several factors influencing empathy including culture, personality, job role, and gender (Section 4.2). Further research is needed to uncover any additional factors that may influence empathy and assess whether their impact is positive or negative.

**📖 Interplay of different roles in relation to empathy:** Interactions between SE roles vary based on the nature of each role (Section 4.3.1, 4.2). For instance, developers and testers often experience friction, whereas testers and product owners tend to have more harmonious interactions. Empathy expressed among these groups depends on these dynamics. While this study examined these relationships collectively, further in-depth research into role-specific interactions could offer more nuanced insights into how empathy is influenced and expressed in different SE roles.

**📖 Role of leadership in fostering an empathetic organisation and team culture:** Our findings show that teams tend to be more empathetic when led by an empathetic manager or team lead, indicating that empathy is influenced by leadership (Section 4.3.1, 4.4.1). Further research could offer deeper insights into how leadership influences the development and manifestation of empathy within teams and organisations.

**📖 Empathy training frameworks:** Empathy training is widely used in medical education to enhance patient-clinician empathy, with studies demonstrating its effectiveness [30, 71]. Given the positive role of empathy in SE, developing

and implementing empathy training for software practitioners could be highly beneficial (P3, P11-P14, P16, P18, P19, P20). Research into effective frameworks and methods to assess the longevity of the benefits of such trainings would enhance the effectiveness and sustainability of these programs.

**📖 Assessing the impact of empathy:** We examined the nuanced effects of empathy on both technical and human aspects of SE. However, there is no method to systematically assess or validate these impacts [30]. Developing a SE-oriented empathy scale would address this gap, providing a tool to effectively measure and evaluate the influence of empathy in SE. Without such a scale, objectively assessing the influence of empathy in SE remains difficult.

**📖 More research on the surprising effects of empathy:** We identified both negative effects of presence of empathy, such as empathy fatigue, and positive effects of its absence (Section 4.4.3, 4.4.4). Studying the negative impacts, such as empathy fatigue, could provide valuable insights into applying empathy effectively and selectively. Similarly, exploring the positive effects of the absence of empathy could help identify situations where empathy may be counterproductive. Understanding when empathy should or should not be applied would optimise its use in SE practices.

### 5.3 Actionable Guidelines for Software Practitioners

We present 17 actionable guidelines that designed based on our study findings to help software practitioners, teams, and organisations leverage the benefits of empathy. To derive these guidelines, we conducted a detailed analysis of the strategies identified during our study (Section 4.5). Specifically, we evaluated the following aspects:

- *Participant support:* We examined how frequently and consistently participants endorsed specific strategies, and prioritised those that received broad support for inclusion.
- *Significance of relevant causes of lack of empathy:* The guidelines were mapped to the causes of lack of empathy identified in the study (Section 4.3.2). Strategies that addressed multiple or highly prevalent barriers were given precedence, as they offer broader utility and greater impact.
- *Prevalence of causes of lack of empathy:* The prevalence of causes of lack of empathy was assessed by the number of participants who identified each cause during the study. The causes reported by a larger number of participants were considered more significant, and strategies addressing these prevalent causes were prioritised.
- *Real-world applicability:* The strategies were analysed for their feasibility and practical implementation at different levels including practitioner, managerial, and organisational.

Table 6 outlines applicability of our guidelines across practitioner, managerial, and organisational levels and Table 7 provides an overview of the underlying strategies, participant endorsements, and relevant causes of lack of empathy that informed the development of these guidelines, ensuring transparency in the derivation process. By deriving the guidelines from well-supported strategies and their alignment with identified causes of lack of empathy, we ensure that they are grounded in empirical evidence and are tailored to address the nuanced challenges faced in SE.

**🏠 G1 - Fostering strong relationships among stakeholders:** Strong relationships should be built among all stakeholders to promote empathy (Section 4.3.1). Practitioners can achieve this guideline by being empathetic, friendly, and supportive in daily interactions. At managerial level, team bonding can be promoted through informal activities such as dinners or outings. At organisational level, empathy can be integrated into company values to reinforce its importance, and company wide events can also strengthen connections across departments, fostering teamwork.

**🏠 G2 - Bridging the technical and non-technical gap:** Empathy is crucial for successful collaboration between technical and non-technical stakeholders (Section 4.3.1, 4.4.1). Key approaches to implement this guideline include helping non-technical stakeholders understand developers' work, tailoring technical explanations, using scenarios to

Table 6. Applicability of guidelines at practitioner, managerial, and organisation levels

ID	Guidelines	Practitioners	Managers	Organisations
G1	Fostering strong relationships among stakeholders	✓	✓	✓
G2	Bridging the technical and non-technical gap	✓	✓	
G3	Reducing friction among different stakeholder groups	✓	✓	✓
G4	Encouraging bi-directional communication	✓	✓	✓
G5	Ensuring transparency about business goals		✓	✓
G6	Use an empathetic approach to improve RE process	✓		
G7	Collaborative problem solving	✓	✓	
G8	Empathy during agile ceremonies	✓	✓	
G9	Empathetic feedback process	✓	✓	
G10	Creating a safe space	✓	✓	✓
G11	Backup plans to manage unexpected outcomes		✓	✓
G12	Flexibility in handling human issues	✓	✓	✓
G13	Emphasising the real-world impact of developers' work	✓	✓	✓
G14	Building an empathetic team and company culture	✓	✓	✓
G15	Empathy education and training*	✓	✓	✓
G16	DEI policies			✓
G17	Managing empathy fatigue	✓	✓	✓

\*This guideline is applicable to SE educators as well.

Table 7. Mapping the development of guidelines to underlying strategies, participant support, and relevant barriers

Guidelines	Underlying Strategies	Endorsed Participants	Addressed Causes of Lack of Empathy
G1	S1, S10	P2, P5-P9, P13, P16, P22	B1, B5, B7, B8, B10, B13-B17, B19, B20-B23, B25-B27
G2	S6, S7, S13	P1, P6, P9, P12, P17, P20	B1-B4, B8, B10, B12-B20, B22, B23, B24, B27
G3	-	P2, P7, P9, P11-P13, P20-P22	-
G4	S3	P1, P3, P4, P7-P9, P12, P14, P15, P18, P19, P21, P22	B1-B3, B5, B6, B8-B27
G5	S4	P10, P12	B1, B9, B12-B18, B21, B24
G6	S3, S7	P1, P6	B1-B6, B8-B27
G7	S10	P5	B5, B7, B8, B13-B17, B19-B23, B25-B27
G8	S9	P6, P7, P13, P15, P21	B8, B21, B22, B24-B27
G9	S11	P17	B21-B23
G10	S14	P10, P14, P18, P19	B1, B5, B18, B19, B21-B23
G11	S15	P10, P17, P20-P22	B17, B19, B22
G12	S14	P10, P14, P18, P19	B1, B5, B18, B19, B21-B23
G13	S18, S19	P12, P19	B1, B10
G14	S10, S11, S21	P2, P7, P13, P18	B5, B7, B8, B13-B17, B19-B23, B25-B27
G15	S10, S11, S21	P3, P16, P19	B5, B7, B8, B13-B17, B19-B23, B25-B27
G16	S12	P3	-
G17	-	P7, P14, P18, P20	-

Refer Table 4, 5, and 6 for details on strategies, causes of lack of empathy, and guidelines.

clarify business use cases, facilitating developer-end-user interactions, and integrating cross-functional team members. While practitioners can adopt the first three approaches, managers can focus on the latter two. These actions foster empathy, improving alignment between technical and business needs, leading to better SE outcomes.

**G3 - Reducing friction among different stakeholder groups:** Interactions between different SE roles, such as developers and testers, can lead to friction due to their contrasting responsibilities. Fostering empathy by encouraging the understanding that critique and evaluation are professional duties, not personal attacks, can help mitigate this friction. Managers, senior practitioners, and organisations should promote this perspective to create a more empathetic work environment. This guideline is based on insights from several participants (Sections 4.3.1 and 4.2).

**G4 - Encouraging bi-directional communication:** Clear, effective communication is key to fostering empathy and strong relationships (Section 4.3.1). Approaches include promoting open, two-way communication, ensuring clarity, and being receptive (Section 4.5.2). Non-verbal cues such as gestures and body language also play a significant role in



enhancing empathy. Practitioners can adopt these practices, while managers and organisations can facilitate proper communication with leadership, building trust, and fostering mutual understanding to cultivate empathy (Section 4.4.1).

**G5 - Ensuring transparency about business goals:** Transparent business goals allow practitioners to better align their work with organisational goals (Section 4.5.2). A proactive approach at managerial and organisational levels is essential for clearly communicating these goals. Understanding the broader business context fosters empathy towards business needs, reduces misunderstandings, and promotes collaboration, and a shared sense of purpose across teams.

**G6 - Use an empathetic approach to improve requirements engineering (RE) processes:** Developers highlighted that unclear requirements often stem from stakeholders' lack of empathy (Section 4.3.2). By applying empathy in the RE process, developers can better align with user needs, leading to higher-quality products. Practitioners can adopt this guideline by empathising with peers' challenges and ensuring clear communication during RE process.

**G7 - Collaborative problem solving:** Involving both technical and non-technical stakeholders in resolving technical issues, enhances solution quality by considering the perspectives of all parties (Section 4.4.2). This can be implemented at both practitioner and managerial levels during problem-solving discussions.

**G8 - Empathy during agile ceremonies:** Demonstrating empathy in sprint planning, daily stand-ups, sprint reviews, and retrospectives enhances development processes. Empathy in sprint planning ensures realistic work allocation, while it helps address challenges and offer support during stand-ups (Section 4.4.2). In retrospectives and reviews, empathy fosters positive team culture and collaborative problem-solving (Section 4.5.3). This can be applied at both practitioner and managerial levels.

**G9 - Empathetic feedback process:** Empathy during feedback helps developers feel appreciated and valued (Section 4.4.1), and aids in understanding and accepting user feedback, reducing resistance to changes. This improves the development processes (Section 4.4.2) and can be applied at both practitioner and managerial levels.

**G10 - Creating a safe space:** Empathy plays a key role in fostering a judgment-free environment where practitioners can share concerns, enhancing well-being and team dynamics (Section 4.4.1). Practitioners can engage in empathetic interactions, while managers and organisations can embed empathy into company culture and values.

**G11 - Backup plans to manage unexpected outcomes:** Participants emphasised the importance of empathy in managing personal emergencies of team members that may affect performance. They recommended strategies like incorporating slack time, training backup team members, and adjusting timelines with clients (Section 4.5.3). These approaches can be implemented at both managerial and organisational levels to support team members.

**G12 - Flexibility in handling human issues:** Participants noted that a lack of empathy during crises led to negative outcomes such as resignations (Section 4.4.1), while empathetic support helped practitioners manage emergencies peacefully. Practitioners can apply this guideline by showing empathy towards colleagues, managers can offer flexible work arrangements, and organisations can formalise these approaches through leave schemes or flexible policies.

**G13 - Emphasising the real-world impact of developers' work:** Developers' disconnection from end-users can hinder their understanding of their work's impact. By understanding the impact of their work, developers can better empathise with user needs, improving product quality (Section 4.4.1, 4.4.2). Practitioners with direct user access can communicate this impact, while managers and organisations can highlight it by sharing success stories. Participants suggested using storytelling frameworks<sup>5,6</sup> to make the real-world impact more relatable.

**G14 - Building an empathetic team and company culture:** Participants highlighted that company and team culture greatly impact practitioners' ability to express empathy. They emphasised that leadership plays a crucial role in

<sup>5</sup><https://susannagebauer.com/blog/business-storytelling-frameworks/>

<sup>6</sup><https://www.linkedin.com/advice/3/what-most-effective-storytelling-frameworks>

fostering empathy, with team members more likely to express empathy when it is modelled by leadership (Section 4.3.1). An empathetic culture is essential for maintaining mental health and well-being (Section 4.4.1). This approach can be implemented at all levels: practitioners can promote empathy in daily interactions, while managers and organisations can encourage it through team-building and empathetic leadership.

**G15 - Empathy education and training:** Participants emphasised the importance of integrating empathy and interactive skills into SE curricula and offering training to help incorporate empathy into daily practices (P3, P11-P14, P16, P18, P19, P20). Practitioners can engage in empathy training programs, while managers and organisations can promote such initiatives. In addition, educators play a crucial role in integrating empathy into SE curricula.

**G16 - Diversity, Equity, and Inclusion (DEI) policies:** Organisations can promote empathy by implementing Diversity, Equity, and Inclusion (DEI) policies that value diverse perspectives and create a safe, respectful, and inclusive environment (Section 4.5.3). These policies foster open communication, build trust, and enhance understanding, contributing to a more empathetic organisational culture.

**G17 - Managing empathy fatigue:** Managing empathy fatigue involves setting clear boundaries and prioritising self-care. Practitioners should recognise when to step back and recharge, while managers can support this by promoting a culture where it is acceptable to decline extra responsibilities and encouraging open discussions about workload and emotional strain. Organisations can offer resources such as counselling or mental health support. While no direct strategies were linked to this guideline, it was informed by the insights of several participants (Section 4.4.3).

## 6 Evaluation

Evaluating STGT involves evaluating both research method application and the outcomes of the study [37, 38]. These aspects are detailed in the following Section 6.1 and 6.2.

### 6.1 Evaluating STGT application

The two criteria for evaluating the application of STGT are *credibility* and *rigour* [37, 38]. Credibility ensures that the research was conducted in accordance with established guidelines, while rigour ensures that the research was carried out to a high standard. Meeting these criteria demonstrates the quality of the STGT application. We establish *credibility* by providing detailed descriptions of the data collection and data analysis phases in Section 3. This includes information on participant recruitment, sampling techniques, the iterative and interleaved nature of data collection and analysis, application of theoretical sampling, mode of theory development, interview guide refinements, theoretical saturation, theoretical integration, memos, applied research paradigm, and the rationale for all the methodological decisions. Evidence of *rigour* is demonstrated by providing examples of sanitised raw data (interview quotes) throughout Section 4. We illustrate how coding procedures such as open coding and constant comparison were applied to derive codes, concepts, categories (see Figure 2). Further evidence of the advanced stages of theory development is provided in Section 3, where we detail the use of memos, targeted coding, and the process of theoretical integration.

### 6.2 Evaluating the Theory Outcome

An outcome of the full STGT method is considered mature when it consists of well-supported categories and relationships. Mature theory outcomes must be evaluated using higher standards than preliminary ones, demonstrating characteristics such as novelty, usefulness, parsimony, and modifiability [37, 38]. Our paper presents a *novel* theory on the role of empathy in developer-stakeholder interactions in SE. As discussed in Section 2, empirical research on empathy in SE remains limited, and to the best of our knowledge, this is the first theory that systematically examines empathy within SE

practice. In addition, we review existing empathy theories and models in Section 2 and directly compare our theory with them in Section 5.1, highlighting its distinct contributions to the field. Unlike existing psychological theories of empathy, which primarily focus on different conceptualisations of empathy, our theory specifically addresses the socio-technical nature of the role of empathy as it plays out in developer-stakeholder interactions in an SE context. It accounts for the unique challenges posed by SE, such as distributed teams, technical constraints, and agile methodologies, which shape how empathy is experienced and expressed in SE contexts. Our theory is *useful* for software practitioners (domain actors), as it can improve their interactions, mental health and well-being, while enhancing software development practices. It offers recommendations for practice in the form of actionable guidelines and recommendations for future research. The guidelines are further detailed with respect to their applicability in different contexts, specifying whether they are intended for action at practitioner, managerial, or organisational level. Our theory demonstrates *parsimony* by structuring complex theoretical outcomes through the 6Cs template, capturing key categories and relationships in a compact and succinct way, while ensuring that concepts and categories remain cohesive and integrated. Our theory is *modifiable*, allowing for extension with new findings or additional depth, such as extending to different contexts by exploring specific interactions between SE groups, including developers and testers, or testers and product owners.

## 7 Limitations

While our study provides valuable insights into the role of empathy in SE, it is important to acknowledge certain limitations. To structure this discussion, we adopted the Total Quality Framework (TQF) for qualitative research [63], which is more suited to our study than traditional validity frameworks encompassing internal, external, construct, and conclusion validity, typically used in quantitative research [50]. Below, we outline key limitations across four components of TQF: *credibility* (related to data collection), *analysability* (focused on data analysis), *transparency* (regarding reporting), and *usefulness* (concerning the applicability of findings).

The *credibility* component concerns the completeness and accuracy of data collection [63] and consists of two elements: scope and data gathering. A key limitation related to the *scope* element is the generalisability of findings, constrained by our sample composition, which, though diverse, did not explore specific roles or domains in-depth. As with most qualitative studies, our findings are limited to the contexts we studied, which are further constrained by the participants we were able to access. To enhance representation, we recruited participants from various countries, considering gender, geography, and roles. However, future research could further expand the participant pool to explore aspects of our theory in greater depth and breadth. While our study reached theoretical saturation, grounded theories remain adaptable, allowing future research to refine or expand key categories in different contexts [23, 37, 38]. Thus, while our findings are grounded in participant experiences, the developed theory may evolve with future studies. A key limitation of *data gathering* is the subjective interpretation of empathy, which can vary across individuals. To address this, we asked participants to define empathy both generally and in SE contexts, using scenario-based questions to align their perspectives with their experiences. While this approach helped to capture practitioners' authentic lived experiences rather than imposing a theoretical definition that might not resonate with their diverse contexts, their interpretations may still vary. In addition, categorising participants as "human-centric" or "technology-centric" was based on self-assessment of the participants, which may introduce subjectivity.

The *analysability* component addresses the completeness and accuracy of data analysis [63] involving two elements: processing and verification. A potential limitation is the subjectivity in data interpretation. While we followed a rigorous and iterative data analysis using STGT, researcher interpretations may still influence the findings. To minimise this, the first author's initial codes were reviewed by co-authors, and the third author, an STGT expert, peer-reviewed all

elements. After multiple review rounds, the codebook was collaboratively finalised. In addition, participant self-reports on empathy related experiences may be influenced by social desirability bias, where individuals may overstate or understate their empathetic behaviours. The imbalance between human-centric and technology-centric perspectives in the sample may have influenced the findings. Sixteen out of 22 participants were more human-centric, which could have led to an emphasis on empathy in the findings. Future studies with a more balanced sample would offer a broader view. While STGT's constant comparison approach ensured concept validity, the lack of statistical sampling means additional participants may reveal new insights. Theoretical saturation was reached after interviews with participant P20, and further interviews confirmed no new insights, ensuring the developed theory is well-supported.

The *transparency* component of TQF emphasises the importance of clear and comprehensive documentation, covering all aspects related to credibility and analysability. This is achieved through thick description, which includes rich details to help readers assess the transferability of the study's methods, findings, and recommendations. We have thoroughly explained the research design (Section 3), findings (Section 4), and implications (Sections 5.2 and 5.3). This ensures that readers can critically evaluate and apply our methods and findings in different contexts.

The *usefulness* component focuses on the practical value of the study outcomes. Our findings offer value to both SE researchers, encouraging further exploration in this area, and to software practitioners, helping them improve mental health and wellbeing while enhancing software development practices. Further, to the best of our knowledge, no prior theories have explored empathy in SE, making our work a novel contribution to the field. While this study offers valuable insights into empathy in SE, the limitations discussed may impact the interpretation and generalisation of our findings. Despite these limitations, our study provides valuable insights and a foundation for future research.

## 8 Conclusion

We conducted a socio-technical grounded theory (STGT) study involving 22 semi-structured interviews with software developers and their stakeholders to understand the role of empathy in SE focusing on the interactions between these groups. Using STGT, we analysed the data and developed a comprehensive theory of empathy in SE. Framed by the 6Cs template, our theory address the context, conditions, causes, and consequences of empathy, as well as its absence. We also identified contingencies for enhancing empathy and explored covariances between these categories. Our findings highlight that empathy is a key factor influencing both the personal well-being of software practitioners and the success of software development processes. Based on our findings, we offer actionable guidelines for software practitioners and propose future research directions for the academic community to further explore the role of empathy in SE.

## Acknowledgments

Gunatilake and Grundy are supported by ARC Laureate Fellowship FL190100035. We express our gratitude to all our interview participants for generously sharing their lived experiences, which grounded our research in real-world insights; this work would not have been possible without their contributions.

## References

- [1] Gabriella Airenti. 2015. The cognitive bases of anthropomorphism: from relatedness to empathy. *International Journal of Social Robotics* 7, 1 (2015), 117–127.
- [2] Adam Alami. 2016. Why Do Information Technology Projects Fail? *Procedia Computer Science* 100 (2016), 62–71. <https://doi.org/10.1016/j.procs.2016.09.124> International Conference on ENTERprise Information Systems/International Conference on Project MANagement/International Conference on Health and Social Care Information Systems and Technologies, CENTERIS/ProjMAN / HCist 2016.

- [3] C. Daniel Batson, Susie C. Symptom, Jennifer L. Hindman, Peter Decruz, R. Matthew Todd, Joy L. Weeks, Geoffrey Jennings, and Christopher T. Burns. 1996. "I've Been there, Too": Effect on Empathy of Prior Experience with a Need. *Personality and Social Psychology Bulletin* 22, 5 (1996), 474–482. <https://doi.org/10.1177/0146167296225005>
- [4] Fritz Breithaupt. 2018. The bad things we do because of empathy. *Interdisciplinary Science Reviews* 43, 2 (2018), 166–174.
- [5] Timothy Aaron Burns. 2021. Theodor Lipps on the concept of Einfühlung (Empathy). In *Theodor Lipps (1851-1914). Psychologie, philosophie, esthétique/Theodor Lipps (1851-1914). Psychology, Philosophy, Aesthetics*. sdvig press.
- [6] Lidiany Cerqueira, Sávio Freire, João Bastos, Rodrigo Spínola, Manoel Mendonça, and José Santos. 2023. A Thematic Synthesis on Empathy in Software Engineering based on the Practitioners' Perspective. In *Proceedings of the XXXVII Brazilian Symposium on Software Engineering*. Association for Computing Machinery, New York, NY, USA, 332–341. <https://doi.org/10.1145/3613372.3613407>
- [7] Lidiany Cerqueira, Sávio Freire, Danilo Ferreira Neves, João Pedro Silva Bastos, Beatriz Santana, Rodrigo Spínola, Manoel Mendonça, and José Amancio Macedo Santos. 2024. Empathy and its Effects on Software Practitioners' Well-being and Mental Health. *IEEE Software* 41, 4 (2024), 95–104. <https://doi.org/10.1109/MS.2024.3377897>
- [8] Kathy Charmaz. 2006. *Constructing grounded theory: A practical guide through qualitative analysis*. Sage, London.
- [9] Hao Chen, Hanwen Xuan, Jinquan Cai, Meichen Liu, and Lei Shi. 2024. The impact of empathy on medical students: an integrative review. *BMC Medical Education* 24, 1 (2024), 455.
- [10] William J Chopik, Ed O'Brien, and Sara H Konrath. 2017. Differences in empathic concern and perspective taking across 63 countries. *Journal of Cross-Cultural Psychology* 48, 1 (2017), 23–38.
- [11] Malissa A Clark, Melissa M Robertson, and Stephen Young. 2019. "I feel your pain": A critical review of organizational research on empathy. *Journal of Organizational Behavior* 40, 2 (2019), 166–192.
- [12] Juliet Corbin and Anselm Strauss. 2014. *Basics of qualitative research: Techniques and procedures for developing grounded theory*. Sage, USA.
- [13] Benjamin MP Cuff, Sarah J Brown, Laura Taylor, and Douglas J Howat. 2016. Empathy: A review of the concept. *Emotion review* 8, 2 (2016), 144–153.
- [14] Mark Davis. 1980. A multidimensional approach to individual differences in empathy. *JSAS Catalog of Selected Documents in Psychology* 10 (1980).
- [15] Maria Eugenia Brugnara de Paula, Igor Daniel Scarpatti Rosalem, Alan Diego Lima Bettcher, Talys Marques Alves dos Santos, Cibely Nascimento Arçari, and Mariana de Assis Miranda. 2022. The impact of empathy on medical practice. *Health Science* 2, 48 (2022), 15 pages.
- [16] Frans BM De Waal. 2008. Putting the Altruism Back into Altruism: The Evolution of Empathy. *Annual Review of Psychology* 59, 1 (2008), 279–300. <https://doi.org/10.1146/annurev.psych.59.103006.093625>
- [17] Jean Decety. 2011. The neuroevolution of empathy. *Annals of the New York Academy of Sciences* 1231, 1 (2011), 35–45.
- [18] Jean Decety. 2020. Empathy in Medicine: What It Is, and How Much We Really Need It. *The American Journal of Medicine* 133, 5 (2020), 561–566. <https://doi.org/10.1016/j.amjmed.2019.12.012>
- [19] Jean Decety and Aikaterini Fotopoulou. 2015. Why empathy has a beneficial impact on others in medicine: unifying theories. *Frontiers in behavioral neuroscience* 8 (2015), 457.
- [20] Frans Derksen, Joziën Bensing, and Antoine Lagro-Janssen. 2013. Effectiveness of empathy in general practice: a systematic review. *British journal of general practice* 63, 606 (2013), e76–e84.
- [21] Frans AWM Derksen, Tim C olde Hartman, Joziën M Bensing, and Antoine LM Lagro-Janssen. 2016. Managing barriers to empathy in the clinical encounter: a qualitative interview study with GPs. *British Journal of General Practice* 66, 653 (2016), e887–e895.
- [22] Jakob Eklund, Teresia Andersson-Straberg, and Eric M. Hansen. 2009. "I've also experienced loss and fear": Effects of prior similar experience on empathy. *Scandinavian Journal of Psychology* 50, 1 (2009), 65–69. <https://doi.org/10.1111/j.1467-9450.2008.00673.x>
- [23] Barney Glaser and Anselm Strauss. 2017. *Discovery of grounded theory: Strategies for qualitative research*. Routledge, New York.
- [24] Barney G Glaser. 1978. *Theoretical sensitivity*. University of California, USA.
- [25] Alvin I. Goldman. 2011. 313 Two Routes to Empathy: Insights from Cognitive Neuroscience. In *Empathy: Philosophical and Psychological Perspectives*. Oxford University Press, Oxford, 31–44. <https://doi.org/10.1093/acprof:oso/9780199539956.003.0004>
- [26] Daniel Goleman, Richard Boyatzis, and Annie McKee. 2002. The emotional reality of teams. *Journal of Organizational Excellence* 21, 2 (2002), 55–65.
- [27] Ulrike M. Graetsch, Hourieh Khalajzadeh, Mojtaba Shahin, Rashina Hoda, and John Grundy. 2023. Dealing With Data Challenges When Delivering Data-Intensive Software Solutions. *IEEE Transactions on Software Engineering* 49, 9 (2023), 4349–4370. <https://doi.org/10.1109/TSE.2023.3291003>
- [28] Hashini Gunatilake, John Grundy, Rashina Hoda, and Ingo Mueller. 2024. Enablers and barriers of empathy in software developer and user interactions: a mixed methods case study. *ACM Transactions on Software Engineering and Methodology* 33, 4 (2024), 1–41.
- [29] Hashini Gunatilake, John Grundy, Rashina Hoda, and Ingo Mueller. 2024. The impact of human aspects on the interactions between software developers and end-users in software engineering: A systematic literature review. *Information and Software Technology* 173 (2024), 107489.
- [30] Hashini Gunatilake, John Grundy, Ingo Mueller, and Rashina Hoda. 2023. Empathy models and software engineering—A preliminary analysis and taxonomy. *Journal of Systems and Software* 203 (2023), 111747. <https://doi.org/10.1016/j.jss.2023.111747>
- [31] Michaela Guthridge and Melita J Giummarra. 2021. The taxonomy of empathy: A meta-definition and the nine dimensions of the empathic system. *Journal of Humanistic Psychology* 0, 0 (2021), 00221678211018015. <https://doi.org/10.1177/00221678211018015>
- [32] Michaela Guthridge, Paul H Mason, Tania Penovic, and Melita J Giummarra. 2020. A critical review of interdisciplinary perspectives on the paradox of prosocial compared to antisocial manifestations of empathy. *Social Science Information* 59, 4 (2020), 632–653.
- [33] Samer Halabi, John F Dovidio, and Arie Nadler. 2008. When and how do high status group members offer help: Effects of social dominance orientation and status threat. *Political Psychology* 29, 6 (2008), 841–858.



- [34] Jodi Halpern. 2003. What is clinical empathy? *Journal of general internal medicine* 18, 8 (2003), 670–674.
- [35] Miriam S. Heinke and Winnifred R. Louis. 2009. Cultural Background and Individualistic–Collectivistic Values in Relation to Similarity, Perspective Taking, and Empathy. *Journal of Applied Social Psychology* 39, 11 (2009), 2570–2590. <https://doi.org/10.1111/j.1559-1816.2009.00538.x>
- [36] Bill Hettler. 1984. Wellness: Encouraging a lifetime pursuit of excellence. *Health values* 8, 4 (1984), 13–17.
- [37] Rashina Hoda. 2022. Socio-Technical Grounded Theory for Software Engineering. *IEEE Transactions on Software Engineering* 48, 10 (2022), 3808–3832.
- [38] Rashina Hoda. 2024. *Qualitative Research with Socio-Technical Grounded Theory* (1 ed.). Springer, Switzerland.
- [39] Rashina Hoda, James Noble, and Stuart Marshall. 2011. The impact of inadequate customer collaboration on self-organizing Agile teams. *Information and software technology* 53, 5 (2011), 521–534.
- [40] Martin L. Hoffman. 1996. Empathy and moral development. *The annual report of educational psychology in Japan* 35 (1996), 157–162.
- [41] Geert Hofstede. 1991. *Empirical models of cultural differences*. Swets & Zeitlinger Publishers, Lisse, Netherlands, 4–20.
- [42] M. Hojat. 2007. *Empathy in patient care: antecedents, development, measurement, and outcomes*. Springer Science & Business Media, New York.
- [43] Mohammadreza Hojat. 2016. *Empathy in health professions education and patient care*. Springer, USA.
- [44] J. Howick and S. Rees. 2017. Overthrowing barriers to empathy in healthcare: empathy in the age of the Internet. *Journal of the Royal Society of Medicine* 110, 9 (2017), 352–357. <https://doi.org/10.1177/0141076817714443>
- [45] Guste Ilgunaite, Luciano Giromini, and Marzia Di Girolamo. 2017. Measuring empathy: A literature review of available tools. *BPA-Applied Psychology Bulletin (Bollettino di Psicologia Applicata)* 65, 280 (2017), 2–28.
- [46] Parvaneh Yaghoubi Jami, David Ian Walker, and Behzad Mansouri. 2023. Interaction of empathy and culture: a review. *Current Psychology* 42 (2023), 1–16. <https://doi.org/10.1007/s12144-023-04422-6>
- [47] Rui Pan, Johannes Strobel, Justin Hess and Carrie A. Wachter Morris. 2013. Empathy and care within engineering: qualitative perspectives from engineering faculty and practicing engineers. *Engineering Studies* 5, 2 (2013), 137–159. <https://doi.org/10.1080/19378629.2013.814136>
- [48] Johannes Strobel Justin L. Hess and Rui (Celia) Pan. 2016. Voices from the workplace: practitioners’ perspectives on the role of empathy and care within engineering. *Engineering Studies* 8, 3 (2016), 212–242. <https://doi.org/10.1080/19378629.2016.1241787>
- [49] Shinobu Kitayama, Hazel Rose Markus, and Masaru Kurokawa. 2000. Culture, emotion, and well-being: Good feelings in Japan and the United States. *Cognition & Emotion* 14, 1 (2000), 93–124.
- [50] Per Lenberg, Robert Feldt, Lucas Gren, Lars Göran Wallgren Tengberg, Inga Tidefors, and Daniel Graziotin. 2024. Qualitative software engineering research: Reflections and guidelines. *Journal of Software: Evolution and Process* 36, 6 (2024), e2607.
- [51] Gregory Lind and Maryna Mishchenko. 2024. *Fostering Empathy and Resilience*. Apress, Berkeley, CA, 201–214.
- [52] Kashumi Madampe, Rashina Hoda, and John Grundy. 2024. Supporting Emotional Intelligence, Productivity and Team Goals while Handling Software Requirements Changes. *ACM Transactions on Software Engineering and Methodology* 33, 6 (2024), 1–38.
- [53] Hyounae Min, Yumi Lim, and Vincent P. Magnini. 2015. Factors Affecting Customer Satisfaction in Responses to Negative Online Hotel Reviews: The Impact of Empathy, Paraphrasing, and Speed. *Cornell Hospitality Quarterly* 56, 2 (2015), 223–231. <https://doi.org/10.1177/1938965514560014>
- [54] Yuki Motomura, Akira Takeshita, Yuka Egashira, Takayuki Nishimura, Yeon-kyu Kim, and Shigeki Watanuki. 2015. Interaction between valence of empathy and familiarity: is it difficult to empathize with the positive events of a stranger? *Journal of physiological anthropology* 34, 1 (2015), 1–9.
- [55] Maria Moudatsou, Areti Stavropoulou, Anastas Philalithis, and Sofia Koukoulis. 2020. The Role of Empathy in Health and Social Care Professionals. *Healthcare* 8, 1 (2020), 9 pages. <https://doi.org/10.3390/healthcare8010026>
- [56] Deniss Ojastu, Tarmo Robal, and Ahto Kalja. 2014. Expectations of Software Development Practitioners for Non-Technical Clients. In *DB&IS*. IOS Press, 317–330. <https://doi.org/10.3233/978-1-61499-458-9-317>
- [57] Rick Ridnour Praveen Aggarwal, Stephen B. Castleberry and C. David Shepherd. 2005. Salesperson Empathy and Listening: Impact on Relationship Outcomes. *Journal of Marketing Theory and Practice* 13, 3 (2005), 16–31. <https://doi.org/10.1080/10696679.2005.11658547>
- [58] M.A. Preis and B. Kroener-Herwig. 2012. Empathy for pain: The effects of prior experience and sex. *European Journal of Pain* 16, 9 (2012), 1311–1319. <https://doi.org/10.1002/j.1532-2149.2012.00119.x>
- [59] Stephanie D. Preston and Frans BM De Waal. 2002. Empathy: Its ultimate and proximate bases. *Behavioral and brain sciences* 25, 1 (2002), 1–20.
- [60] WA Rahman and PA Castelli. 2013. The Impact of Empathy on Leadership Effectiveness among Business Leaders in the United States and Malaysia. *International Journal of Economics Business and Management Studies* 2, 3 (2013), 83–97.
- [61] Renate LEP Reniers, Rhiannon Corcoran, Richard Drake, Nick M. Shryane, and Birgit A. Völlm. 2011. The QCAE: A questionnaire of cognitive and affective empathy. *Journal of personality assessment* 93, 1 (2011), 84–95.
- [62] Helen Riess. 2015. The Impact of Clinical Empathy on Patients and Clinicians: Understanding Empathy’s Side Effects. *AJOB Neuroscience* 6, 3 (2015), 51–53. <https://doi.org/10.1080/21507740.2015.1052591>
- [63] Margaret R. Roller and Paul J. Lavrakas. 2015. *Applied qualitative research design: A total quality framework approach*. Guilford Publications, NY.
- [64] Donald A. Schön. 2017. *The reflective practitioner: How professionals think in action* (1st ed.). Routledge, London. <https://doi.org/10.4324/9781315237473>
- [65] Seth J. Schwartz and Jennifer B. Unger. 2010. Biculturalism and context: What is biculturalism, and when is it adaptive?: Commentary on Mistry and Wu. *Human development* 53, 1 (2010), 26.
- [66] Nancy E. Snow. 2000. Empathy. *American Philosophical Quarterly* 37, 1 (2000), 65–78. <http://www.jstor.org/stable/20009985>
- [67] Selwyn Stanley, G. Mettilda Buvaneswari, and A. Meenakshi. 2020. Predictors of empathy in women social workers. *Journal of Social Work* 20, 1 (2020), 43–63.
- [68] Walter G. Stephan and Krystina Finlay. 1999. The role of empathy in improving intergroup relations. *Journal of Social Issues* 55, 4 (1999), 729–743.

- [69] Anselm Strauss and Juliet Corbin. 1990. *Basics of qualitative research* (2 ed.). Sage publications, USA.
- [70] Fariba Taleghani, Elaheh Ashouri, Mehrdad Memarzadeh, and Mortaza Saburi. 2018. Barriers to empathy-based care: oncology nurses' perceptions. *International Journal of Health Care Quality Assurance* 31, 3 (2018), 249–259.
- [71] Emily Teding van Berkhoust and John M Malouff. 2016. The efficacy of empathy training: A meta-analysis of randomized controlled trials. *Journal of counseling psychology* 63, 1 (2016), 32.
- [72] Sumaiya Usman, Fazeelat Masood, Mubashir Ali Khan, and Naveed ur Rehman Khan. 2022. Impact of empathy, perceived social impact, social worth and social network on the social entrepreneurial intention in socio-economic projects. *Journal of Entrepreneurship in Emerging Economies* 14, 1 (2022), 65–92.
- [73] Michelle van Ryn, Rachel R Hardeman, Sean M Phelan, Sara E Burke, Julia Przedworski, Michele L Allen, Diana J Burgess, Jennifer Ridgeway, Richard O White, and John F Dovidio. 2014. Psychosocial predictors of attitudes toward physician empathy in clinical encounters among 4732 1st year medical students: A report from the CHANGES study. *Patient education and counseling* 96, 3 (2014), 367–375.
- [74] Heidi Von Harscher, Nathaly Desmarais, Robert Dollinger, Seth Grossman, and Scarlett Aldana. 2018. The impact of empathy on burnout in medical students: new findings. *Psychology, Health & Medicine* 23, 3 (2018), 295–303. <https://doi.org/10.1080/13548506.2017.1374545>
- [75] Zachary Wallmark, Choi Deblieck, and Marco Iacoboni. 2018. Neurophysiological effects of trait empathy in music listening. *Frontiers in behavioral neuroscience* 12 (2018), 66. <https://doi.org/10.3389/fnbeh.2018.00066>
- [76] Joachim Walther, Shari E Miller, and Nicola W Sochacka. 2017. A model of empathy in engineering as a core skill, practice orientation, and professional way of being. *Journal of Engineering Education* 106, 1 (2017), 123–148.
- [77] Theresa Wiseman. 2007. Toward a holistic conceptualization of empathy for nursing practice. *Advances in Nursing Science* 30, 3 (2007), E61–E72.
- [78] Joshua D Wondra and Phoebe C Ellsworth. 2015. An appraisal theory of empathy and other vicarious emotional experiences. *Psychological review* 122, 3 (2015), 411.
- [79] Xiaojing Xu, Xiangyu Zuo, Xiaoying Wang, and Shihui Han. 2009. Do You Feel My Pain? Racial Group Membership Modulates Empathic Neural Responses. *Journal of Neuroscience* 29, 26 (2009), 8525–8529. <https://doi.org/10.1523/JNEUROSCI.2418-09.2009>
- [80] Parvaneh Yaghoubi Jami, Hyemin Han, Stephen J Thoma, Behzad Mansouri, and Rick Houser. 2021. Do histories of painful life experiences affect the expression of empathy among young adults? An electroencephalography study. *Frontiers in Psychology* 12 (2021), 689304.
- [81] Parvaneh Yaghoubi Jami, David Ian Walker, and Stephen J Thoma. 2023. Young adults' empathic responses to others in psychological pain as compared to physical pain: does prior experience of pain matter? *Current Psychology* 42, 8 (2023), 6194–6215.

Received 03 December 2024