

Smartphone-Based Undergraduate Physics Labs: A Comprehensive Review of Innovation, Accessibility, and Pedagogical Impact

Yiping Zhao

Department of Physics and Astronomy, The University of Georgia, Athens, GA 30602

Abstract

Smartphone-integrated physics laboratories (SmartIPLs) have emerged as scalable and cost-effective alternatives to traditional lab instruction, providing accessible, hands-on experiences for diverse learning environments. This review synthesizes over a decade of research, covering nearly 200 SmartIPLs across key physics domains such as mechanics, optics, acoustics, electromagnetism, thermodynamics, and modern physics. SmartIPLs are categorized into two primary types: sensor-based experiments using built-in smartphone tools and camera-based video/image analysis for motion and optical studies. Empirical studies show that SmartIPLs support equal or greater gains in conceptual understanding, science process skills, and student engagement, especially in remote and under-resourced settings. The review explores their theoretical foundations, compares them to traditional and virtual labs, and addresses challenges such as device variability and classroom integration. Future directions include broader curricular integration, AI-driven student feedback, expansion into underrepresented physics topics, interdisciplinary applications, and equity-focused instructional design. Open-access resources, such as the UGA SmartPhone Intro Physics Lab and Modern Optics YouTube channels and the SPIE book *Use of Smartphones in Optical Experimentation*, highlight community-driven efforts to expand and democratize physics education. As smartphone technology advances, SmartIPLs will offer a promising path toward adaptive, intelligent, and inclusive laboratory instruction for the 21st century.

1. Introduction

The rapid evolution of modern society demands innovative STEM education approaches that emphasize interdisciplinary problem-solving and the application of scientific knowledge to real-world challenges. Yet, traditional Introductory Physics Labs (IPLs) often fall short in engaging students meaningfully or cultivating deeper conceptual understanding.¹ These labs—intended as foundational experiences for undergraduates entering STEM majors—are frequently constrained by rigid procedures and costly equipment, limiting both accessibility and effectiveness. The American Association of Physics Teachers (AAPT) outlines five essential goals for IPLs: (1) cultivating the art of experimentation, (2) building analytical skills, (3) reinforcing conceptual understanding, (4) connecting theoretical models with empirical observations, and (5) promoting collaborative learning.² Yet, in practice, many IPLs devolve into “cookbook”-style labs that emphasize procedural compliance over critical thinking and creativity. As a result, students often engage passively with experiments, following step-by-step instructions without meaningful opportunities for inquiry or decision-making. A large-scale study by Holmes and Wieman demonstrated that such traditional labs frequently show no measurable improvement in student learning outcomes, further highlighting the need for reform.¹

Contemporary learning theories such as situated cognition and constructivism argue that knowledge is best acquired through active, context-rich experiences in which learners construct understanding through interaction with their environment and peers.^{3,4} Reflecting these principles, educational reform movements in physics have increasingly emphasized student-centered, inquiry-driven environments. These efforts aim to bridge theory and application, allowing students to manipulate equipment, design investigations, and analyze experimental data firsthand. Laboratory-based courses are particularly well-suited to this approach, as they foster kinesthetic learning, collaborative problem-solving, and the development of scientific reasoning skills.⁵

Over the past three decades, a variety of active learning models have been developed over the past two decades to improve conceptual understanding, motivation, and retention in physics education.⁶⁻¹⁴ Among the most influential of these models are Studio Physics, Workshop Physics, and SCALE-UP (Student-Centered Active Learning Environment for Undergraduate Programs). These models integrate lecture, laboratory, and discussion into a unified, interactive environment. For example, Studio Physics, pioneered by Jack Wilson at Rensselaer Polytechnic Institute, eliminates the traditional separation between lectures and labs by having students work in small

teams at shared tables equipped with computers and lab instruments, engaging in hands-on activities and peer instruction.⁸ SCALE-UP, developed by Robert Beichner at North Carolina State University, adapts this studio-style format for large-enrollment courses by emphasizing collaborative learning, group problem-solving, and real-world applications in flexible classroom layouts.¹⁵ Extensive research supports the effectiveness of these approaches. Multiple studies have shown that students in studio or SCALE-UP environments demonstrate improved conceptual understanding, higher retention rates, and more positive attitudes toward physics compared to their peers in traditional lecture or lab formats.⁶⁻¹⁴ These outcomes are often attributed to enhanced student-instructor interaction, real-time formative feedback, and increased student ownership of the learning process.

Despite these pedagogical advantages, however, implementing such reformed environments is not without significant logistical hurdles. Studio-based models require dedicated classroom spaces with specialized infrastructure, incur higher staffing demands, and often necessitate major scheduling and curricular adjustments. These constraints can limit widespread adoption, particularly at institutions with large enrollments or limited resources.

In this context, smartphone-integrated physics labs (SmartIPLs) offer a scalable, cost-effective, and highly adaptable extension of the active learning philosophy. Like studio and SCALE-UP environments, SmartIPLs promote direct engagement with physical phenomena and encourage students to design experiment, collect, analyze, and interpret real-world data. However, unlike their classroom-bound counterparts, SmartIPLs require no dedicated infrastructure and can be implemented in conventional classrooms, dorm rooms, or fully remote settings. This flexibility makes them especially valuable for under-resourced institutions or hybrid instructional formats.

Smartphone integration can also complement existing active learning models. For instance, students in a SCALE-UP environment might design open-ended projects that incorporate smartphone sensors as part of team-based investigations. Applications like *Phyphox* and *Tracker* enable real-time data collection and visualization, supporting inquiry-driven instruction and reinforcing key modeling and analysis practices foundational to physics education reform.

The onset of the COVID-19 pandemic further accelerated the adoption of SmartIPLs.¹⁶⁻¹⁸ As campuses around the world transitioned to remote instruction, smartphones became essential tools for hands-on experimentation. Students used their devices to collect sensor data, record video-based experiments, and interact with mobile apps for real-time analysis—all from home. These

adaptations not only demonstrated the resilience of SmartIPLs during a global crisis but also underscored their long-term potential as inclusive, engaging, and impactful tools for physics education.

This review provides a comprehensive synthesis of more than a decade of research and practice surrounding SmartIPLs. We classify and evaluate nearly 200 SmartIPLs across major physics domains—ranging from classical mechanics and optics to thermodynamics, electromagnetism, and modern physics. Our analysis is organized by subject area, experimental methodology (sensor-based vs. camera-based), and pedagogical objective. In addition to comparing SmartIPLs with traditional, virtual, and remote lab formats, we explore the educational theories that underpin their effectiveness. We examine empirical assessments of student learning, motivation, and skill development, and identify both strengths and persistent challenges—including sensor variability, device compatibility, and classroom implementation. Ultimately, this review aims to demonstrate how smartphones—ubiquitous, portable, and sensor-rich—can serve as transformative, equitable, and scalable platforms for experimental physics instruction in the 21st century. By highlighting emerging directions such as interdisciplinary applications, artificial intelligence (AI) integration, equity-focused design, and open-source curriculum sharing, we hope to guide future innovations that redefine how students learn science through hands-on, inquiry-driven experiences.

2. The Role of Smartphones in Education

2.1 Global reach and ubiquity of smartphones

Smartphones have become one of the most widely adopted technologies globally, with approximately 4.88 billion users in 2024, accounting for about 60% of the world's population.¹⁹ This number is projected to rise to over 5.3 billion by 2025. In the United States, smartphone ownership is particularly high among young adults, with 97% of individuals aged 18 to 29 owning a smartphone. This unprecedented level of penetration makes smartphones the most accessible and cost-effective computational and sensing devices available, far outpacing traditional lab equipment in terms of affordability and reach.

2.2 Smartphone hardware and software capabilities

Modern smartphones are engineering marvels that incorporate a wide range of physics concepts across classical and modern domains. Understanding the foundational physics behind smartphone

functions not only enriches students' appreciation of everyday technologies but also creates meaningful opportunities for physics education. These include mechanical motion, electromagnetic interactions, optical effects, quantum mechanics, and thermodynamics, as shown in **Table 1**. These embedded physical principles make smartphones highly versatile experimental tools for teaching physics, as they embody real-world applications of abstract theories.

Table 1 Key physics principles underpinning smartphone components.

Physics Domain	Principles/Concepts	Smartphone Components
Mechanics	Newton's laws, rotational motion	Accelerometer, gyroscope (MEMS devices), haptics
Electromagnetism	EM wave propagation, circuit theory	Wireless communication (WiFi, Bluetooth), antenna systems
Electronics	Diode, transistor, capacitor, resistor, circuits	Processors, sensors, battery charging, touch screens
Optics	Image formation, refraction, interference	Camera lens, flashlight, display technology
Photonics	Light scattering, polarization, diffraction	Screen interaction, sensor systems, laser components
Magnetism	Magnetic fields, induction	Magnetometer, compass, Hall sensors, data storage
Quantum Mechanics	Band theory, tunneling, photoelectric effect	Semiconductor devices, imaging sensors
Thermodynamics	Heat transfer, energy dissipation	Device cooling, thermal sensors

Table 2 Nobel Prize-winning contributions to smartphone technology.

Year	Laureate(s)	Discovery/Contribution	Smartphone Application
1921	A. Einstein	Photoelectric effect	CMOS/CCD camera sensors
1956	Shockley, Bardeen, Brattain	Transistor effect	Integrated circuits, processors
1964	C. Townes, N. Basov	Laser development	Optical components, facial recognition, LiDAR
1973	L. Esaki, I. Giaever	Quantum tunneling in semiconductors	Flash memory, solid-state storage
1989	N. F. Ramsey, H. G. Dehmelt, W. Paul	Ion trapping and atomic time standards	Precision timing in GPS and wireless communication
2000	J. S. Kilby	Invention of the integrated circuit	System-on-a-chip design in all smartphones
2007	A. Fert, P. Grünberg	Giant magnetoresistance (GMR)	High-density magnetic storage (e.g., sensors, memory)
2009	C. Kao	Fiber optic transmission	High-speed internet access and smartphone data transfer
2012	S. Haroche, D. J. Wineland	Quantum systems control and measurement	Foundation for quantum sensing; underpins future secure communications and sensing in mobile platforms
2014	I. Akasaki, H. Amano, S. Nakamura	Blue LED technology	Energy-efficient backlighting and OLED/LED smartphone displays
2024	J. Hopfield, G. Hinton	Foundational work in neural networks and deep learning	AI-based smartphone functions: facial recognition, language translation, voice assistants, and image enhancement

Several components within smartphones owe their existence directly to fundamental scientific discoveries that were recognized with Nobel Prizes (**Table 2**). These include the physics of semiconductors, electromagnetic communication, optical sensors, and quantum phenomena. These discoveries collectively support almost every functional element of the smartphone—from processing and imaging to sensing and communication. Highlighting these connections can inspire students to recognize the broader societal impact of fundamental research in physics.

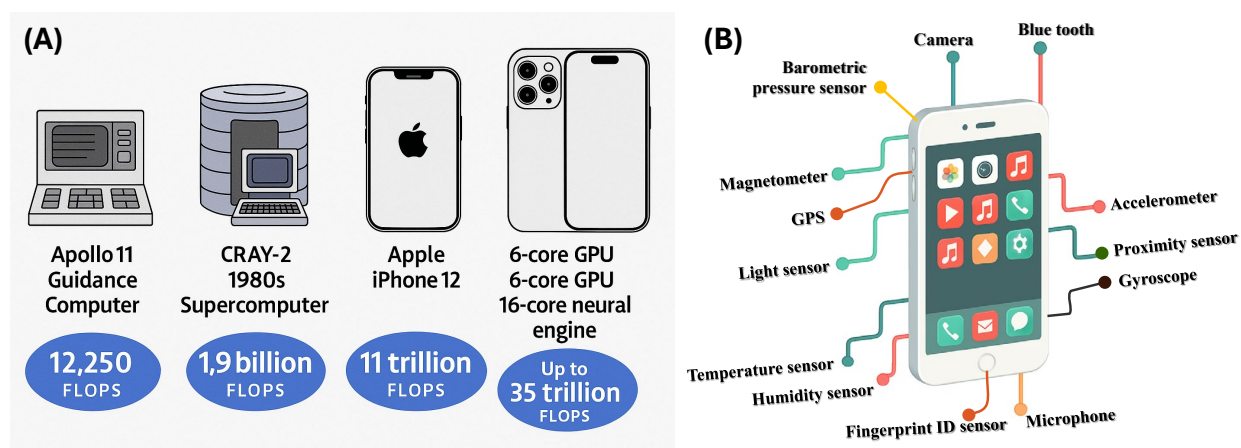


Figure 1 (A) Comparison of computational power across four iconic systems: the Apollo 11 Guidance Computer, the CRAY-2 supercomputer, the Apple iPhone 12, and iPhone 16. (B) Sensors and other related functions of a smartphone.

Over the past two decades, smartphones have undergone a dramatic transformation—from basic communication devices into powerful, pocket-sized computing platforms with extensive access to digital content. Today’s smartphones are equipped with multi-core CPUs, high-performance GPUs, and advanced neural processing engines, enabling real-time AI computation, graphics rendering, and data processing tasks once limited to desktop systems or specialized supercomputers. These devices now rival—and in some cases exceed—the capabilities of computers used in landmark scientific achievements. A striking example of this evolution is illustrated in the cartoon comparison (**Figure 1A**), which contrasts the computing power of several iconic machines across history. The Apollo 11 Guidance Computer, which helped land humans on the Moon in 1969, performed only about 12,250 floating-point operations per second (FLOPS).²⁰ The CRAY-2 supercomputer, one of the most powerful systems of the 1980s, achieved 1.9 billion FLOPS—roughly 155,000 times more powerful than the Apollo computer.²¹ Fast forward to today, and the iPhone 16 Pro, powered by Apple’s A17 Pro chip, is capable of delivering up to 35 trillion

FLOPS.²² It features a 6-core CPU, 6-core GPU, and a 16-core neural engine, enabling computational performance that is approximately 2,900 times faster than the CRAY-2 and over 2.8 billion times faster than Apollo's system. Samsung's Galaxy S25, powered by the Snapdragon 8 Elite chip, similarly pushes the boundaries of mobile computing with a custom 8-core CPU, enhanced GPU, and dedicated Hexagon NPU for high-efficiency on-device AI processing. These capabilities enable not just seamless multitasking and immersive media, but also real-time scientific data analysis, machine learning inference, and augmented reality—all within a single handheld device. As smartphones continue to grow in performance, they have become indispensable platforms for scientific exploration, including serving as portable, sensor-rich laboratories for physics education and experimentation.

In parallel, smartphones provide unparalleled access to digital learning resources via cellular and Wi-Fi connectivity. Students can instantly retrieve lab manuals, view instructional videos, collaborate on cloud platforms, and access open-source textbooks—all within a single, portable device. This fusion of processing power and connectivity makes smartphones ideally suited for integrated, inquiry-based learning in both classroom and remote settings.

Table 3 Key sensors in smartphones and their physics applications.

Sensor	Physical Quantity Measured	Common Uses in Physics Labs
Accelerometer	Linear acceleration (m/s^2)	Kinematics, free fall, harmonic motion, inclined planes
Gyroscope	Angular velocity (rad/s)	Rotational motion, circular motion, pendulums
Magnetometer	Magnetic field strength (μT)	Mapping magnetic fields, studying magnetic dipoles
Microphone	Sound pressure waves (Hz, dB)	Measuring beats, resonance frequencies, Doppler shift
Ambient Light Sensor	Light intensity (lux)	Transmission through filters, reflection/refraction
Proximity Sensor	Distance (typically <5 cm)	Triggering near-object detection, optical response timing
Camera	Visual data (images, video)	Video-based motion tracking, wave interference, diffraction
Barometer	Atmospheric pressure (Pa or hPa)	Altitude estimation, convection experiments
GPS	Geolocation, velocity, time	Motion tracking, velocity estimation, large-scale position experiments
Temperature Sensor	Ambient/device temperature	Newton's law of cooling, thermal gradients
Humidity Sensor (less common)	Relative humidity (%)	Environmental monitoring in thermodynamics experiments
Hall Effect Sensor	Magnetic field detection	Magnetic field sensing, proximity switching
Touchscreen	Contact location and force	Interactive simulations, electric field visualization
Infrared Sensor (on select devices)	Thermal radiation	Thermal imaging and IR-based heat transfer experiments

Beyond computation and content access, smartphones are also powerful experimental tools, equipped with a suite of built-in sensors (**Figure 1B**) capable of measuring a wide range of physical quantities, as summarized in **Table 3**. These sensors, originally designed for enhancing user interaction and device functionality, have been successfully repurposed to support hands-on physics investigations. Coupled with a growing ecosystem of data acquisition and analysis apps, smartphones offer a low-cost, portable, and highly accessible alternative to traditional laboratory instrumentation.

To harness these sensors for educational use, a growing ecosystem of free or low-cost apps (**Table 4**) has emerged, offering real-time graphing, signal processing, multimodal data collection, and export functionalities. Apps like *Phyphox*, *SPARKvue*, and *Physics Toolbox Suite* convert smartphones into flexible scientific instruments. These tools enable students to design integrated experiments—for example, recording acceleration data using the accelerometer while simultaneously capturing video for trajectory analysis, or combining sound and motion data in a Doppler or harmonic oscillator study. Such versatility allows smartphones to function as low-cost, scalable, and accessible alternatives to traditional laboratory instrumentation, reshaping how experimental physics can be taught and experienced in the 21st century.

Table 4 A summary of commonly used Apps for SmartIPLs.

App Name	Functionality	Physics Topics
Phyphox	Access multiple sensors, real-time graphing, CSV export	Mechanics, optics, magnetism, sound
Physics Toolbox Sensor Suite	Multifunctional sensor interface with logging capabilities	All domains (mechanics, EM, optics, etc.)
SPARKvue (Vernier)	Sensor integration, graphing, student lab templates	Mechanics, thermodynamics, pressure
Tracker	Video analysis software for motion tracking	Projectile motion, oscillations
Audacity / Audio Kit	Sound recording and FFT-based analysis	Acoustics, resonance, Doppler effect
ImageJ / Avidemux	Image analysis, spatial measurements	Optics, diffraction, thermal imaging
Keuwlsoft Apps	Suite including magnetometer, accelerometer, oscilloscope	EM, circuits, waves
SignalScope / Oscium	Oscilloscope and waveform generator (external probe compatible)	Electronics and circuits
Flir Tools / ThermoCam Viewer	Visualizing thermal distributions (paired with FLIR-compatible cameras)	Thermodynamics, convection, blackbody

2.3 From M-learning to SmartIPLs

Smartphones have played a transformative role in the development of mobile learning (m-learning), which is broadly defined as “learning across multiple contexts, through social and content interactions, using personal electronic devices.”²³⁻²⁷ This modality has become a cornerstone of

modern online and hybrid education, especially as institutions seek to accommodate increasingly mobile and diverse student populations. Smartphones and tablets, in particular, have emerged as indispensable tools for delivering course content, managing schedules, receiving real-time notifications about assignments and classroom logistics, and facilitating communication between students and instructors. For part-time students or working professionals, m-learning provides the flexibility to engage with academic material without the need to attend traditional, in-person lectures or training sessions. It also enables the formation of collaborative virtual communities that transcend physical classrooms.

Recent trends highlight the growing legitimacy of m-learning. According to one survey, 77% of academic leaders believe that online learning is either equivalent to or superior to face-to-face instruction.²⁸ Many m-learning platforms have evolved to include interactive features such as multimedia content and virtual reality environments, thereby enhancing engagement and user experience. Nevertheless, these platforms largely remain extensions of traditional distance learning, offering improved interfaces but still lacking a critical element for STEM education: hands-on experimentation. While effective for content delivery and communication, conventional m-learning typically omits the tactile, investigative component that is vital for cultivating scientific reasoning, process skills, and enthusiasm in STEM fields.

This is where SmartIPLs represent a significant advancement. Unlike standard m-learning environments, SmartIPLs leverage the full technical potential of smartphones—not just for accessing information but for performing real-world scientific experiments. Equipped with a variety of built-in sensors, smartphones can be transformed into portable laboratory instruments. Students can collect motion data using accelerometers and gyroscopes, record and analyze sound waves, measure temperature changes using thermal cameras, study optics through image and video analysis, and investigate environmental quantities such as magnetic fields, pressure, and light intensity. By enabling sensor-driven, inquiry-based experimentation anytime and anywhere, SmartIPLs can bridge the gap between digital learning and physical science. They can offer an experiential layer that traditional m-learning lacks, allowing students to engage directly with physical phenomena in a manner that fosters deeper conceptual understanding and support the goals of modern STEM education.

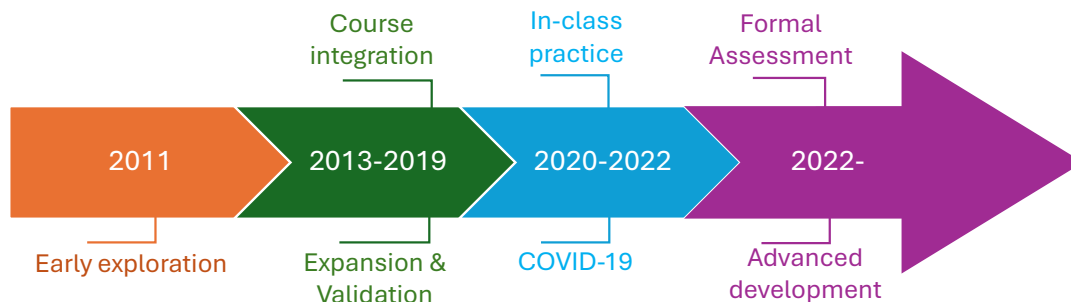


Figure 2 SmartIPL development timeline.

2.5 Timeline of SmartIPL development

The development of SmartIPLs began around 2011 as shown in **Figure 2**, when early adopters demonstrated how the built-in sensors of smartphones could be used to replicate classical physics experiments. One of the earliest examples was a Doppler effect-based measurement of gravitational acceleration using a smartphone's microphone, conducted by Vogt, Kuhn, and Müller, who published their work in *The Physics Teacher*.²⁹ Shortly thereafter, the same group began systematically exploring the use of accelerometers for analyzing free fall³⁰, pendulum motion, and oscillatory systems³¹. These pioneering efforts established that smartphones could serve as affordable and accessible tools for physics experiments, particularly in kinematics and basic mechanics.

Between 2013 and 2019, the SmartIPLs grew rapidly, expanding beyond basic kinematics to encompass a wide range of physical phenomena. As smartphones began incorporating more sophisticated sensors—such as gyroscopes, magnetometers, barometers, and light sensors—researchers leveraged these capabilities to explore topics like rotational motion, circular dynamics, magnetic field mapping, and optical effects. For instance, Kuhn and Vogt demonstrated how to use smartphones to investigate radial acceleration,³² and Sans et al. explored spring-mass oscillations using light sensors.³³ During this period, researchers increasingly validated smartphone-generated data by comparing it to results from conventional laboratory equipment, confirming that smartphones could produce reliable and accurate measurements. Notably, Arribas et al. showed that smartphone magnetometers could effectively verify the inverse cube law of magnetic field decay.³⁴ Meanwhile, a surge in low-cost and DIY (Do It Yourself) innovations highlighted the real-world applicability of smartphones: Monteiro et al. utilized smartphone barometers to measure vertical velocity in elevators and drones, bridging the gap between classroom theory and practical

environments.³⁵ In the meantime, smartphone-based labs began transitioning from experimental novelties to educational tools. Many studies focused on aligning smartphone-based experiments with standard learning objectives in introductory physics courses. Concurrently, smartphone-based labs began transitioning from experimental tools to structured educational resources. Many studies focused on aligning these experiments with standard learning goals in introductory physics curricula. For instance, at North Carolina State University, C.L. Countryman developed the MyTech project, where students used built-in smartphone accelerometers and gyroscopes to collect data on momentum, impulse, and Newton's laws.³⁶ At the University of Georgia, Y. Zhao integrated smartphone-based optical experiments into an undergraduate Modern Optics course, enabling students to explore interference, diffraction, polarization, and spectroscopy.¹⁶ As evidence of their educational value grew, smartphone labs began to appear not only in university settings, but also in high schools, online courses, and remote learning environments, signaling their evolution into accessible, scalable, and pedagogically sound tools for hands-on physics education.

The COVID-19 pandemic in 2020 marked a pivotal moment for physics education, catalyzing the widespread adoption of smartphones as primary tools for experimental learning. With traditional labs inaccessible, educators deployed smartphone-based experiments through home kits, live demonstrations, and asynchronous activities. Teachers and students adapted by using apps such as *Phyphox*, *Tracker*, and *Physics Toolbox*, and the smartphone became a lifeline for experimental physics education during global lockdowns. Onorato et al. demonstrated distance-learning labs using smartphones to study blackbody radiation³⁷ and diffraction³⁸, while at the University of Georgia, a low-cost hybrid Modern Optics Lab was implemented using < \$5 kits and student smartphones.¹⁶ Five core labs—on data analysis, reflection, polarization, interference, and diffraction—were conducted remotely, with students designing and executing experiments at home using everyday materials and receiving guidance via Zoom. Despite diverse setups, results were consistently reliable, especially for polarization and diffraction.

By 2022, the field of SmartIPLs had reached a new level of maturity, marked by the publication of two comprehensive books—one cataloging approximately 75 SmartIPLs across various physics domains,³⁹ and the other focused specifically on optics.¹⁶ Since then, the scope of applications has expanded into more advanced and interdisciplinary territory. Smartphones are now used to explore phenomena such as Planck's law,³⁷ Raman spectroscopy,⁴⁰ and even β -decay detection⁴¹ via camera sensor. Emerging technologies like augmented reality (AR) and real-time

digital signal processing (DSP) have further enhanced interactivity and analytical depth—for example, AR tools are now used to visualize electric and magnetic fields⁴², while Pirinen et al. demonstrated the integration of smartphone accelerometer data with Jupyter Notebooks to teach DSP concepts, bridging physics and computer science.⁴³ The current trajectory emphasizes hybrid learning environments that combine smartphone-based experimentation with cloud platforms and collaborative technologies, fostering a more connected and interdisciplinary approach to physics education.

Table 5 Overview of SmartIPLs across major physics domains

Domain	Key Topics	Number of Publications	Apps & Tools
Classical Mechanics	Kinematics, Projectile Motion, Harmonic Motion, Friction	76	Phyphox, SPARKvue
Waves & Acoustics	Doppler, Beats, Resonance, Fourier Analysis	29	Oscilloscope, Audio Kit
Thermal Physics	Newton's Cooling, Convection, Thermal Imaging	5	FLIR Tools, VidAnalysis
Fluids	Pressure, Surface Tension, Viscosity	12	Tracker, AndroSensor
Electromagnetism	Magnetic Fields, Induction	16	Magnetometer Apps
Electronics	Signal Gen, RC Circuits	9	SignalScope, Oscium
Optics	Light, Refraction, Diffraction, Polarization	32	ImageJ, RGB Color Assist
Modern Physics	Beta Decay, Blackbody Radiation	3	RadioactivityCounter
Astronomy/Geo	ISS Tracking, Planetary Transits	6	MATLAB Mobile, GeoGebra

3. Taxonomy of Smartphone-Based Labs

Between 2011 and 2024, approximately 187 studies (excluding books) have reported on the development and implementation of SmartIPLs. **Table 5** summarizes these labs by physics domain, highlighting key topics, the number of publications, and commonly used smartphone apps. The wide distribution of topics illustrates the extensive integration of smartphones across nearly all areas of introductory physics, utilizing both sensor-based and image/video-based experimental approaches. **Table 5** shows that the most developed area by far is Classical Mechanics, with 76 documented studies. Optics and Waves & Acoustics follow, with 32 and 29 studies respectively. In contrast, several underrepresented domains reveal clear opportunities for further SmartIPL development. Thermodynamics, with only 5 studies, and Modern Physics, with just 3, are particularly sparse despite the potential of smartphone cameras and infrared sensors to measure temperature changes or detect radiation. Fluids, Electromagnetism, and Electronics also show

relatively low coverage (around 9–16 studies each), suggesting a need for more diverse experimental designs and app-based tools in these areas. Meanwhile, Astronomy and Geophysics remain niche but promising, with 6 studies leveraging GPS-based apps and satellite tracking tools.

The following subsections summarize detailed SmartIPLs by physics topic.

Classical mechanics. SmartIPLs in classical mechanics span 76 experiments as detailed in **Table S1 of Supplementary Materials**, covering kinematics, projectile motion, friction, circular motion, and oscillations. Students use smartphone sensors—accelerometers, gyroscopes, magnetometers, and light sensors—to measure parameters like acceleration, velocity, and angular velocity. Video analysis is also common for free fall, projectile motion, and pendulums. Widely used apps include *Phyphox*, *SPARKvue*, *Tracker*, and *AndroSensor*. While these labs reinforce core concepts, additional experiments on work, energy, momentum, and gravitation are recommended for comprehensive coverage.

Waves and acoustics. **Table S2** summarizes 29 SmartIPLs focused on acoustics, covering topics such as sound wave analysis, resonance, beats, standing waves, and Fourier analysis. Students use smartphone microphones to measure frequency, amplitude, and interference patterns. Some experiments involve two smartphones—one as a sound source, the other as a detector. Apps like *Audio Kit*, *Oscilloscope*, *Phyphox*, and *Tracker* support signal generation and spectral analysis. Expanding the curriculum to include reflection, diffraction, and absorption would further enrich learning outcomes.

Thermal physics. Only five thermal physics labs are documented (**Table S3**). Topics include Newton’s law of cooling, heat loss, convection cells, and thermal imaging. Smartphones are used for video capture and thermal visualization (e.g., *Flir Tools*), often in combination with Arduino sensors. Apps like *VidAnalysis*, *Phyphox*, and *Framelapse* are employed. More labs are needed on thermal expansion, specific heat, and heat transfer modes.

Fluidics. Twelve SmartIPLs (**Table S4**) explore atmospheric pressure, fluid oscillations, drainage, and surface tension. Smartphone barometers, gyroscopes, and cameras are used alongside apps like *Phyphox*, *AndroSensor*, and *Tracker*. Image analysis with *ImageJ* or MATLAB supports studies of droplet dynamics and viscosity. Further development could target laminar/turbulent flow, buoyancy, and capillarity.

Electromagnetism. **Table S5** lists around 16 SmartIPLs focused on magnetism and a few on electricity. Labs investigate Biot–Savart law, magnetic field decay, Faraday’s law, and RC circuits.

Magnetometers and microphones are used with apps like *Phyphox* and *Physics Toolbox Suite*. AR and sensor fusion enhance understanding of vector fields. More experiments are needed on electric fields, Gauss's law, and circuit analysis.

Electronics. Nine SmartIPLs are outlined in **Table S6**. Smartphones are used as signal generators and oscilloscopes for studying RC, RLC, and digital circuits. Apps like *SignalScope*, *Signal Generator*, and *Oscium* support analysis. Some labs explore DSP and AR for logic circuits. More coverage is needed on basic electronics, circuits, semiconductor devices, and amplifiers.

Optics. Thirty-two labs (**Table S7**) explore intensity, polarization, diffraction, and lens optics. Smartphones function as light meters, cameras, and spectrometers. Apps include *Physics Toolbox Suite*, *Tracker*, *ImageJ*, and *RGB ColorAssist*. Labs demonstrate Malus' law, Brewster's angle, Beer's law, and interference. The coverage spans most of an undergraduate optics course. Other optic labs and applications can be found in Ref. ¹⁶.

Modern physics. Only three labs (**Table S8**) are reported. Topics include β - radiation detection via smartphone cameras, blackbody radiation using heated filaments, and SPR imaging. Apps like *RadioactivityCounter* and *Phyphox* are used. This area is still emerging but shows potential for integration with quantum and nuclear physics topics.

Astronomy and geophysics. Six SmartIPLs (**Table S9**) address ISS tracking, planetary transits, sunlight variations, and magnetic field surveys. Cameras, light sensors, and magnetometers are used with apps like *Phyphox*, *PocketLabs*, and MATLAB Mobile. *GeoGebra* helps analyze lunar surface features from images.

Books on SmartIPLs. In addition, several books dedicated to smartphone or mobile device-based lab and project design have been published. In 2013, Mike Westerfield released “*Building iPhone and iPad Electronic Projects*”⁴⁴, a practical guide introducing the techBASIC programming environment for creating interactive electronic projects using iOS devices. This book explores applications utilizing built-in sensors, bluetooth low energy (BLE), and Wi-Fi, with projects ranging from a metal detector to a BLE-enabled model rocket. In 2015, Jason Kinser authored “*Kinematic Labs with Mobile Devices*”⁴⁵, the first book to use smartphones and tablets to conduct physics labs. It features 13 labs, including topics such as acceleration of an elevator, tension, the Atwood machine, inelastic collisions, pendulum, Kepler's third law. Each lab employs smartphones, laptops, and household items, facilitating cost-effective physics experiments outside traditional lab settings. In 2018, Auer et al. edited “*Cyber-Physical Laboratories in Engineering*

and Science Education”⁴⁶, which explores integrating cyber-physical systems into educational labs. It covers theoretical foundations, implementation strategies, and case studies in areas such as automation engineering and additive manufacturing, aiming to enhance remote and virtual lab experiences. In 2022, Kuhn and Vogt edited “*Smartphones as Mobile Minilabs in Physics*”³⁹, compiling over 70 smartphone-based physics experiments. These experiments can be setup easily with straightforward data analysis, covering concepts in mechanics, optics, astrophysics, and more. Also in 2022, Zhao and Phang compiled “*Use of Smartphones in Optical Experimentation*”¹⁶, demonstrating smartphone-based optical labs with low-cost or 3D-printed components. This book includes the demonstrations of fundamental geometric and physical optical principles such as the law of reflection, the law of refraction, image formation equations, dispersion, Beer’s law, polarization, Fresnel’s Equations, optical rotation, diffraction, interference, blackbody radiation, etc. as well as many practical applications, such as the design of a monochromator and spectrometers, the uses of the Gaussian beam of a laser, the monitoring of water pollution, and understanding the colors of LED lights, butterflies, peacock feathers, plants, and flowers, as well as estimating the temperature of incandescent lamp or sun, etc.

Table 6 Comparison between sensor-based *versus* camera-based SmartIPLs.

Aspect	Sensor-Based Method	Camera-Based Method
Primary Tools	Built-in sensors (accelerometer, gyroscope, microphone, etc.)	Smartphone camera, video/image capture tools
Typical Applications	Harmonic motion, acceleration, sound, rotation, magnetic fields	Projectile motion, optics (diffraction), thermal dynamics, pendulum motion
Data Acquisition	Real-time and automated	Manual; post-experiment analysis
Interactivity	High - immediate feedback	Moderate - delayed feedback
Educational Focus	Focus on dynamic measurement and real-time data visualization	Focus on modeling, uncertainty, and visual interpretation
Time Requirement	Short - faster data collection	Longer - requires setup, capture, and analysis
Equipment Dependence	Depends on smartphone hardware quality and app compatibility	Requires stable setup; less dependent on advanced hardware
Accuracy	May vary by sensor; generally good for temporal data	High spatial precision; depends on video quality and scale accuracy
Student Engagement	High due to use of modern apps and live measurements	Moderate to high depending on involvement in analysis
Conceptual Depth	Moderate - limited need for deep analysis	High - emphasizes design, reasoning, interpretation
Software Examples	Phyphox, SPARKvue, Physics Toolbox	Tracker, ImageJ, VidAnalysis
Limitations	Hardware variability, sensor saturation, over-automation risks	Time-intensive, may need calibration and software familiarity

4. Methodologies of Data Collection & Processing

SmartIPLs employ a diverse array of methodologies that offer remarkable flexibility, accessibility, and effectiveness across a wide range of educational contexts. Broadly, these methodologies can be categorized into two main approaches (**Figure 3**): (1) experiments that utilize the smartphone's built-in sensors for automated, real-time data collection; and (2) experiments that rely on the smartphone's camera to capture videos or images for post-experimental analysis. Each approach aligns with distinct educational goals and comes with its own strengths and limitations. **Table 6** provides a detailed comparison of the two major methodologies used in smartphone-based physics labs. It outlines differences in tools, applications, interactivity, educational focus, and limitations—offering educators a guide to selecting the most suitable approach for their pedagogical goals and student needs.




Figure 3 Two different smartIPL methods: built-in sensor based and camera based methods.

Sensor-based experiments. Sensor-based smartphone labs leverage the embedded capabilities of modern devices—such as accelerometers, gyroscopes, magnetometers, microphones, barometers, light sensors, and GPS modules—to acquire real-time data during physical experiments. These experiments account for 78% of reported SmartIPLs, as shown in **Figure 4A**, underscoring their central role in mobile-enabled physics instruction. Among these, accelerometers are the most commonly used sensors (29%), supporting studies of linear and angular motion in contexts like free fall and inclined planes.^{30, 47-54} Microphones follow at 15%, widely used in acoustic investigations and timing-based measurements such as the Doppler effect and projectile motion or other acoustic labs (see **Table S2**).^{29, 47, 55, 56} Additional contributions come from gyroscopes (11%), used in rotational motion experiments;⁵⁷⁻⁶³ magnetometers (10%), applied to free-fall dynamics of magnetic rulers^{64, 65} as well as magnetic field measurements⁶⁶⁻⁷¹; light sensors (6%) for illumination intensity measurements;⁷²⁻⁷⁵ barometers (4%) for determining

vertical motion in elevators or drones;³⁵ and less frequently, GPS (2%)⁷⁶ and proximity sensors (1%)⁷⁷, used in navigation and object detection.

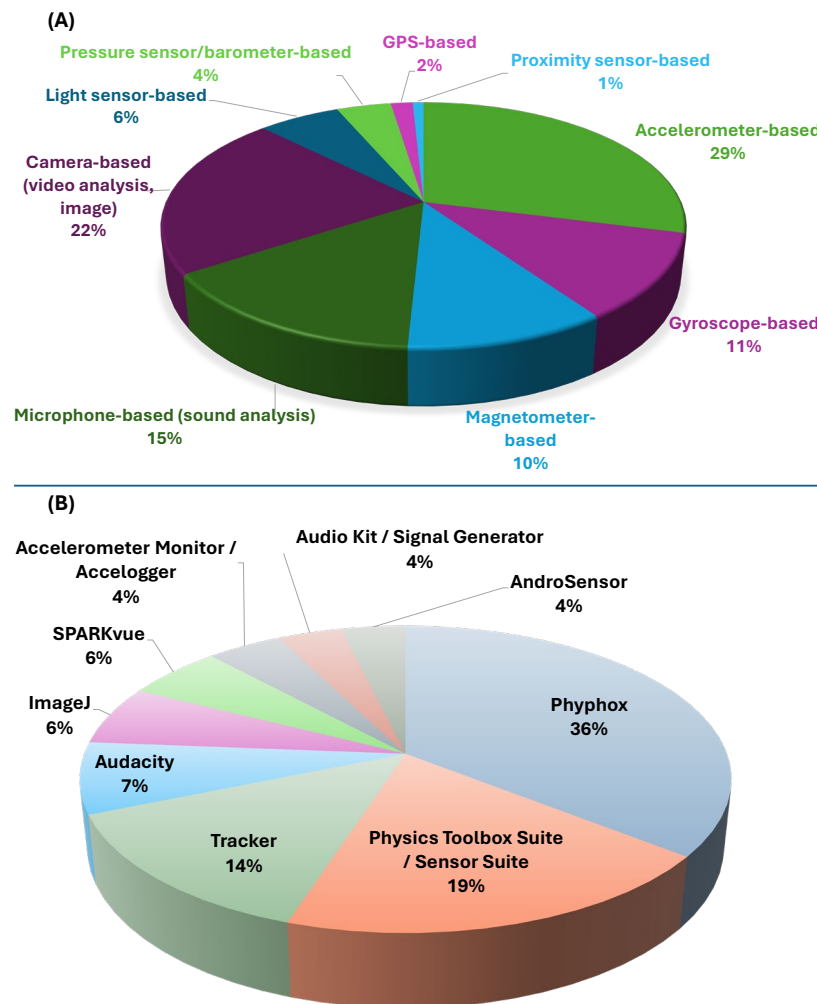


Figure 4 Distribution of (A) sensor types and (B) software tools used in SmartIPLs.

These sensors are supported by a range of mobile apps that streamline data collection, visualization, and export. As shown in **Figure 4B**, *Phyphox* leads by a significant margin, appearing in 36% of SmartIPLs, thanks to its intuitive interface and support for multiple sensor types. *Physics Toolbox Suite/Sensor Suite* is the next most popular platform (19%), offering multi-sensor data logging capabilities. *Audacity*, primarily used for sound analysis in microphone-based labs, contributes 7% to the software landscape. The remaining share includes a mix of specialized or less frequently used applications. These platforms enable real-time feedback and high temporal resolution, making them especially suitable for dynamic phenomena such as harmonic oscillations,

sound resonance, and magnetic field variation. However, sensor accuracy may vary across devices, and excessive automation may limit student engagement with experimental design, critical thinking, and data interpretation.

Camera-based experiments. Camera-based SmartIPLs emphasize observational and analytical skills, accounting for 22% of reported labs (**Figure 4A**). These experiments typically involve capturing videos or still images of physical phenomena and conducting frame-by-frame analysis using tools such as *Tracker*, *ImageJ*, and *MeasureDynamics*. *Tracker*, used in 14% of SmartIPLs (Figure 4B), is especially popular for analyzing projectile motion, allowing students to break down and interpret horizontal and vertical displacement over time.^{78, 79} In optics, still images are analyzed to determine focal lengths, diffraction patterns, and other spatial or photometric relationships.⁸⁰⁻⁸⁴ In thermal physics, time-lapse video can be used to study Newton's law of cooling by plotting temperature versus time.^{36, 85} Although more time-intensive than sensor-based methods, camera-based SmartIPLs offer deeper engagement with modeling, reasoning, and error analysis. Their minimal reliance on built-in sensors makes them especially adaptable for remote or under-resourced settings, while their focus on post-experiment interpretation fosters a richer understanding of uncertainty, experimental design, and conceptual reasoning.

Data processing techniques. Regardless of the data collection method, smartphone-based labs employ a variety of data processing strategies to derive meaningful insights:

- *Graph plotting:* The most foundational technique, used across virtually all disciplines, to visualize trends in displacement, velocity, light intensity, or temperature. For example, acceleration vs. time graphs help verify Newton's laws in motion experiments,^{30, 47-50, 54} while light intensity vs. distance graphs confirm the inverse-square law in optics⁷³.
- *Frequency and Fourier analysis:* Fast Fourier transform (FFT) is widely used in acoustic and electronics experiments to study waveforms, beats, and resonance. Applications like *Audio Kit* and *Audacity* allow students to measure sound frequency shifts due to Doppler effects^{29, 55, 86-88} or analyze complex harmonic signals.^{89, 90}
- *Video analysis:* Especially powerful in mechanics and modern physics, video-based tools like *Tracker* support precise position tracking and motion modeling, such as pendulum motion⁹¹ or fluid oscillations⁹². These analyses promote visual learning and connect theoretical predictions with observed behavior.

- *Image analysis*: Used extensively in optics and fluid dynamics to study diffraction, interference, and surface tension. Tools like ImageJ allow pixel-level quantification, enabling experiments such as measuring droplet diameters⁹³ or analyzing light transmission through filters^{38, 94}.
- *Mathematical modeling and statistical fitting*: Increasingly prevalent in advanced topics such as electromagnetism and thermodynamics, these methods enable students to extract parameters like spring constants, damping coefficients, or energy transfer rates.^{31, 95, 96} They bridge theory and experiment but require mathematical maturity and computational tools.
- *Real-time visualization and mapping*: GPS tracking, magnetic field mapping, and augmented reality interfaces offer immersive experiences. Examples include measuring 3D magnetic field vectors with Magna AR⁴² or tracking orbital motion of the ISS via video capture.^{97, 98}

Each method supports different educational objectives. Sensor-based experiments offer immediacy and technical engagement, while camera-based labs promote observational depth and conceptual clarity. Together, they enable smartphone-based physics labs to serve as comprehensive, flexible learning environments adaptable to both in-class and remote settings.

5. The Effectiveness of SmartIPLs

Over the past decade, the use of smartphones in physics education has undergone a remarkable transformation—from a niche pedagogical experiment to a validated and scalable instructional tool, as shown in **Figure 2**. In the early 2010s, most studies were focused on feasibility: could a smartphone measure acceleration during free fall or detect frequency changes during oscillation? The answer was yes. Yet, while these early efforts were instrumental in establishing technical viability, they provided little quantitative data on student learning outcomes. Instead, they laid the foundation for a broader reimagining of experimental physics instruction—particularly around accessibility, engagement, and contextual learning. By the latter part of the 2010s, research began shifting from feasibility to pedagogy. Studies such as Astuti et al. explored the use of “pocket mobile learning” to develop critical thinking in physics⁹⁹, while Moosvi et al. investigated the effectiveness of remote labs versus traditional face-to-face labs, incorporating smartphone apps into the learning experience¹⁰⁰. The study by C. L. Countryman in North Carolina State University found that integrating smartphones into introductory mechanics labs did not significantly improve

kinematics graphing skills but did enhance students' perception of physics as connected to real life.¹⁰¹ Students using smartphones (MyTech group) showed a positive shift in attitudes about real-world relevance, while those in traditional labs showed a decline. Teaching assistant (TA)-student interactions shifted from equipment setup to data analysis support, and some students even used the tools informally outside class. Overall, smartphones increased engagement and relevance but required thoughtful scaffolding and TA training to support effective implementation. While these studies still primarily relied on qualitative feedback, they began to suggest that smartphones could enhance not only accessibility but also student autonomy and engagement. However, large-scale quantitative validation of learning outcomes remained rare in this phase. The onset of the COVID-19 pandemic in early 2020 marked a turning point. As universities and schools were forced to suspend in-person instruction, SmartIPLs rapidly transitioned from experimental approaches to essential teaching tools. This global shift prompted a wave of structured studies that examined the pedagogical effectiveness of smartphone labs using validated assessment tools. **Table 7** summarizes key studies from 2022–2024 evaluating the educational impact of SmartIPLs. It highlights sample sizes, assessment methods, major findings, and references, providing a comparative overview of outcomes in both secondary and postsecondary environments.

Table 7: Assessment results of SmartIPLs across educational settings.

Study	Sample Size	Assessment Tool	Outcome	Ref.
Zhetysu (2022)	50	χ^2 comparison	Smartphone labs > virtual labs for research skill development	¹⁰²
Göttingen (2023)	110	Surveys	86% improved understanding, strong student approval	¹⁰³
Charles Univ. (2023)	2,024	Intrinsic Motivation Inventory	Value & effort > competence; smartphones reduce anxiety, esp. for girls	¹⁰⁴
Bayesian Analytics (2023)	72	Bayesian model, Pearson r	$r = 0.582$ between SPS and learning gains	¹⁰⁵
Sapienza & Trento (2023)	~ 88	E-CLASS, survey	Equal/better learning, high engagement	¹⁰⁶
Wajo HS (2024)	24	SPS test, t -test	Mean SPS = 72.08, $p < 0.05$	¹⁰⁷
Walailak University (2024)	254	Pre/post quizzes, Zoom feedback	Higher average grades, effective self-labs	¹⁰⁸

One of the earliest comparative studies was conducted by Zhanatbekova et al. at Zhetysu University in Kazakhstan who evaluated the effectiveness of smartphone-based labs (SBLs) versus virtual simulations (VLs) in fostering research skills among high school students.¹⁰² Using a pre/post experimental design and chi-square statistical analysis, the study found that students who

conducted real-world experiments using smartphones outperformed those using virtual labs in areas such as hypothesis formulation, experimental design, and data interpretation. The authors concluded that SBLs significantly enhanced the development of scientific research competencies. In a parallel effort, Organtini and Tufino introduced Arduino and smartphones into their undergraduate mechanics laboratory.¹⁰⁹ The redesigned course emphasized student-led experimental design, data acquisition, and Python-based analysis. The E-CLASS survey revealed that student conceptual understanding remained stable or improved relative to traditional labs, while engagement and ownership increased. Students reported a stronger grasp of measurement uncertainty, model fitting, and sensor limitations. The study marked a major milestone in validating that smartphone-based labs can match or exceed the educational value of conventional instruction.

Building on these early validations, Lahme et al. evaluated a series of smartphone-based digital experiments in an undergraduate physics course.¹⁰³ Students used sensors and video analysis tools like Tracker to analyze real-world motion. Students who engaged with these tasks reported that the experiments improved their understanding of physics concepts; 86% rated their experience positively. Tasks that involved real-world, student-designed setups—such as comparing sensor accuracy or analyzing the motion of a parachute—were particularly effective. At Charles University in Prague, Kácvský et al. conducted a large-scale investigation into the motivational factors that influence engagement in physics labs.¹⁰⁴ Surveying over 2,000 high school students with the Intrinsic Motivation Inventory (IMI), the study found that perceived value and personal effort were stronger drivers of engagement than perceived competence. The research emphasized the importance of BYOD (Bring Your Own Device) strategies, such as smartphone integration, which appeared to reduce anxiety—especially among female students—and promote confidence during experimentation. In the realm of middle school education, Jiang and colleagues applied Bayesian network modeling to explore how students develop science process skills during smartphone-based thermal experiments.¹⁰⁵ Conducted in the United States, the study recorded students' hands-on actions via an app and linked this behavioral data to conceptual learning outcomes. The results revealed a statistically significant correlation ($r = 0.582$) between lab skill proficiency and learning gains. This work demonstrated that smartphone-based labs could not only engage students in hands-on science but also provide automated, real-time assessments of their learning. Meanwhile, Tufino et al., through the COSID-20 project at the University of Trento, implemented a variety of distance lab formats—including home-based smartphone experiments

and simulation-based virtual labs—and collected extensive feedback from both high school and university students.¹⁰⁶ Among the various modalities, hands-on smartphone-based activities were rated the most effective. Students appreciated the opportunity to interact with real-world materials, troubleshoot experimental setups, and take ownership of their data collection and interpretation.

A complementary perspective came from Yurchenko et al. at Sumy State Pedagogical University, whose survey of physics teachers and pre-service educators revealed a striking contrast between students' and instructors' attitudes toward digital technologies.¹¹⁰ While teachers expressed hesitancy, students reported that smartphones and other digital tools improved their understanding, made abstract physics concepts more tangible, and increased their motivation to engage with lab activities.

The momentum continued as Evains et al. investigated science process skill development among high school students in Indonesia using the Phyphox app for harmonic motion analysis.¹⁰⁷ A post-test evaluation showed significant learning gains, with a mean score of 72.08 and statistical significance ($p < 0.05$). The study highlighted the feasibility of implementing SmartIPLs even in resource-constrained environments, where conventional lab setups might be impractical. Finally, in Thailand, Dam-O et al. at Walailak University implemented a fully online physics lab course for 254 first-year engineering students, incorporating Phyphox, Tracker, and common smartphone apps for light and sound measurement.¹⁰⁸ Students worked in small groups, conducted experiments at home, and presented their results via Zoom. Analysis of grades over multiple years showed improved student performance during the smartphone-integrated online semesters compared to pre-pandemic traditional lab cohorts. Students responded positively to the flexibility, interactivity, and accessibility of the new lab format.

Based on those assessments, the shift from traditional to hybrid and smartphone-integrated labs can be characterized by clear advantages and a few persistent challenges. **Table 8** compares key features of smartphone-based and traditional lab formats, while **Figure 5** highlights the core educational benefits of SmartIPLs. These include greater accessibility and affordability, enhanced student engagement, portability and flexibility for learning in diverse settings, hands-on skill development, and the use of built-in smartphone sensors for real-time data collection. SmartIPLs also support remote learning and promote student independence through open-ended experimentation. Meanwhile, traditional labs maintain strengths in standardized equipment and

structured instructional support, but often face limitations in terms of scheduling, location, and resource availability.




Figure 5 Key educational benefits of SmartIPLs.

Table 8. Comparative features of SmartIPL *versus* traditional physics labs.

Feature	SmartIPLs	Traditional Physics Labs
Accessibility	Can be done anywhere (home/classroom) using widely available devices (e.g., smartphones) ^{107, 111, 112}	Require physical attendance in well-equipped labs ^{108, 112}
Cost Efficiency	Uses built-in sensors and apps, reducing reliance on costly lab instruments ^{106, 107, 111}	Need specialized instruments (e.g., motion sensors, oscilloscopes) ^{108, 111}
Flexibility	Support asynchronous and remote participation ^{108, 111}	Fixed lab schedules; less adaptable to student needs ¹⁰⁸
Engagement	Encourages self-directed, real-world problem solving; boosts motivation ^{104, 107}	Often more rigid; limited student autonomy ^{106, 112}
Data Collection	Real-time data from accelerometers, gyroscopes, sound/light sensors ^{103, 107}	Data collected via dedicated hardware; often manual ¹¹¹
Experimental Skills	Enhances troubleshooting and hands-on learning; promotes creativity ^{103, 106}	Structured with limited student-designed elements ¹⁰⁶
Learning Outcomes	Comparable or better learning gains in SPS and conceptual understanding ^{106, 107}	Well-established effectiveness but limited flexibility ¹⁰⁶
Equity & Inclusivity	Familiarity with phones bridges gender gaps and supports diverse learners ^{104, 112}	Physical tools can intimidate students less confident in physics ¹⁰⁴
Instructor Workload	May reduce need for lab supervision; setup effort transferred to students ^{108, 111}	Requires TA/instructor guidance and equipment maintenance ¹⁰⁸
Assessment & Feedback	Apps like Phyphox, Tracker allow automatic data logging and instant feedback ^{105, 107}	Manual grading/report evaluation; less real-time interaction ¹⁰⁵

In addition to logistical and structural benefits, empirical evidence shows that SmartIPLs lead to measurable educational gains. **Table 9** synthesizes core findings from recent assessments of SmartIPLs. Studies consistently report significant improvements in science process skills, comparable or better conceptual understanding, higher motivation and engagement, and improved gender equity through familiar, low-barrier technology. Autonomy and creativity were especially enhanced when students were tasked with designing or adapting experimental setups. However, many challenges remain: inconsistent sensor calibration, app-device compatibility, and the need for more structured guidance—particularly in early-stage deployments—are common concerns raised in the literature.

Table 9. Summary of pedagogical outcomes from SmartIPL studies.

Aspect	Finding	Data Support
Science Process Skills (SPS)	Improved significantly with smartphone-based experiments	SPS scores increased to a mean of 72.08 ($p < 0.05$) using Phyphox ¹⁰⁷
Conceptual Understanding	Comparable to traditional labs	No significant difference in E-CLASS scores and learning remained consistent ^{105, 106}
Motivation & Engagement	Significantly higher with smartphones	Perceived value strongly predicted motivation; ¹⁰⁴ showed high student interest ¹⁰⁶
Gender Equity	Narrowed gender gaps	Girls felt more confident using familiar smartphone tools than traditional lab equipment. ¹⁰⁴
Autonomy & Creativity	Greater experimental freedom	Students performed better when designing and troubleshooting their own setups ^{103, 106}
Challenges	Inconsistent setups, need for guidance	Students often needed support in data analysis and experimental design ^{103, 108}

6. Challenges and Mitigation Strategies

Despite their many advantages, SmartIPLs present several challenges that must be addressed to ensure effective and equitable implementation across diverse learning settings. These challenges generally fall into five categories: measurement accuracy, device variability, calibration issues, equity and accessibility, and integration into large-classroom environments.

Measurement errors and camera limitations: One of the most cited limitations of camera-based experiments is the potential for measurement errors during video capture and analysis. As noted in prior discussions (see **Table 9**), the accuracy of motion data in camera-based labs is contingent upon factors such as video resolution, lighting conditions, frame rate, and camera angle. Misaligned camera perspectives can introduce parallax errors, and inconsistent frame rates can disrupt time-based measurements, especially in fast-motion scenarios like projectile or pendulum tracking. To mitigate these issues, students can use tripods or stable phone stands, ensure proper

alignment, include scale references in the video frame, and average multiple trials. Standardized tutorials and best-practice guides can further improve accuracy and consistency, see some instructional videos posted in UGA SmartPhone Intro Physics Lab YouTube Channel (<https://www.youtube.com/@ugasmartphoneintrophysics11041>).

Device heterogeneity and app reliability: Smartphones differ significantly in their sensor performance, sampling rates, system integration, and compatibility across operating systems. This device heterogeneity poses a significant challenge in sensor-based labs, where accelerometer drift, gyroscope instability, or inconsistent sampling frequencies can lead to unreliable or inconsistent data. For example, two students measuring acceleration on the same inclined plane may record different values depending on their device model or App behavior. Furthermore, not all apps function uniformly across operating systems. Some features available on Android versions of Apps like *Phyphox* or *SPARKvue* may be limited or missing on iOS, leading to disparities in lab execution and data interpretation. Recommended mitigation strategies include curating a list of cross-platform, well-tested apps (e.g., *Phyphox*, *Physics Toolbox*); providing device-specific instructions where necessary; encouraging collaborative group work to cross-check results across devices; using external calibration routines (e.g., zeroing accelerometers, matching to known values); and implementing cloud-based data submission platforms for instructors to verify consistency and identify anomalies.

Calibration techniques and alignment issues: Many smartphone-based experiments require careful sensor calibration or geometric alignment, particularly in optics, mechanics, and electromagnetism. Inaccurate setup—such as misaligned laser paths in diffraction experiments or incorrect smartphone placement in rotational setups—can significantly affect outcomes. Similarly, uncalibrated sound sensors can misrepresent frequency or intensity values in acoustic measurements. To reduce such errors, instructional materials should emphasize calibration with known standards (e.g., gravity for accelerometers), use 3D setup diagrams or AR tools for alignment, and provide printed templates or guides to help standardize setups.

To mitigate these issues:

Equity and accessibility challenges: SmartIPLs promise democratization of science education, but they also raise concerns about equity, particularly in underserved communities. Not all students have access to the latest smartphones, stable internet, or compatible applications. This digital divide can inadvertently disadvantage students from low-income households or remote regions.

To support all learners, institutions should consider loaner device programs or device-sharing policies for students lacking personal smartphones. Apps selected for instruction should be free, low-data, and offline-compatible where possible. Educators can prioritize camera-based experiments that only require basic video recording and analysis, minimizing reliance on advanced sensors. When designing remote labs, instructors should offer flexible deadlines, multiple submission formats, and asynchronous participation options.

Integration into large-classroom settings: One of the unique strengths of SmartIPLs is their flexibility—students can conduct experiments at home or in class, using varied materials and setups. However, this flexibility also introduces significant challenges when scaling SmartIPLs to large, diverse classrooms. Instructors must anticipate and respond to a wide array of student questions stemming from variability in experimental design, material selection, environmental conditions, and data output.

For example, in a mechanics lab on pendulum motion, some students might suspend a phone from a shoelace while others use a string, a belt, or a cord of different elasticity and length. Some may conduct the experiment in low-light conditions that affect camera tracking; others may place the phone at different angles, influencing sensor data. The resulting heterogeneous datasets and discrepancies in measurement accuracy can generate confusion, increase instructional load, and potentially lead to disengagement if not carefully managed. To address this, instructors can provide pre-lab templates to guide setup while still allowing creative freedom. Tiered support systems involving TAs, peer mentors, FAQs, and discussion forums can streamline troubleshooting. Group roles such as “data collector” or “analyzer” encourage collaborative learning, while flexible rubrics focused on process over precision accommodate experimental differences. Moreover, class-wide data aggregation tools (e.g., Google Sheets) can help identify trends, promote discussion, and foster metacognitive learning. Semi-automated feedback tools and structured reporting formats also help instructors manage assessment efficiently at scale. Finally, the integration of artificial intelligence (AI) and open-source tools (see **Section 7**) holds great potential to further support scalability. AI-powered assistants can provide real-time feedback, troubleshoot common errors, and offer personalized guidance based on student data. Open-source platforms can host customizable templates, simulations, and community-contributed instructional materials, allowing instructors to adapt resources to local needs while maintaining quality and consistency. Together,

these tools will play a crucial role in making SmartIPLs more manageable, equitable, and effective at scale.

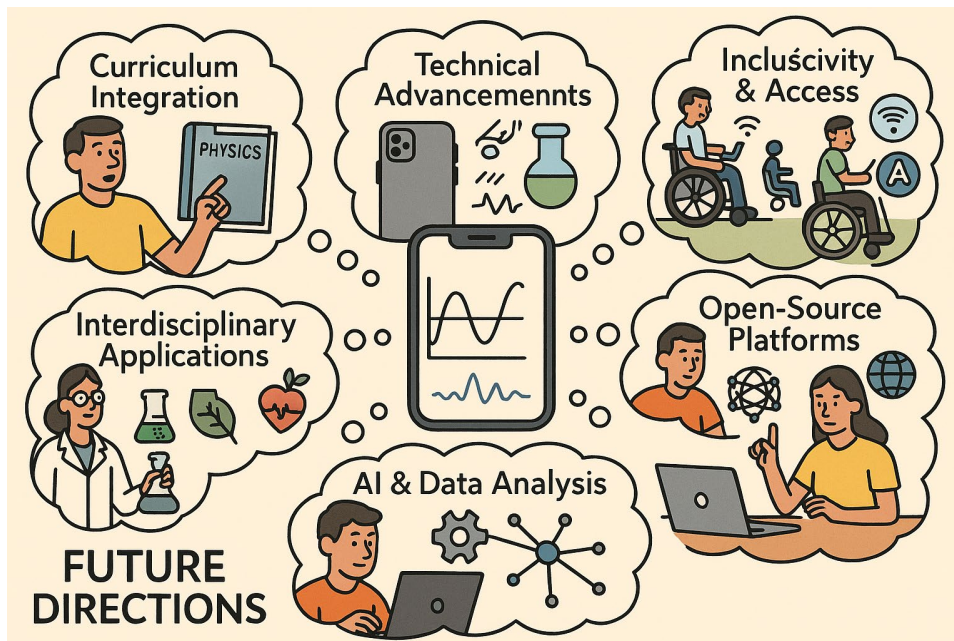


Figure 6 Future directions for SmartIPLs: (1) Curriculum integration to expand coverage across underrepresented physics topics; (2) Technical advancements in sensors, imaging, and real-time processing; (3) Interdisciplinary applications bridging physics with chemistry, biology, engineering, and environmental science; (4) AI & data analysis to support personalized feedback and intelligent assessment; (5) Open-source platforms for resource sharing and collaboration; and (3) Inclusivity & access through low-spec compatibility and adaptive features.

7. Future Directions

The future of SmartIPLs holds immense promise beyond their initial surge during the COVID-19 pandemic. These tools have demonstrated lasting value by deepening conceptual understanding, boosting student engagement, and supporting flexible, accessible experimentation. As illustrated in **Figure 6**, the continued evolution of SmartIPLs will be shaped by six interconnected directions: curriculum integration, technical advancements, interdisciplinary applications, AI and data analysis, open-source platform development, and expanding access and inclusivity. Together, these directions reflect both the expanding capabilities of modern smartphones and the growing global demand for equitable, hands-on STEM education.

7.1 Curriculum-centered SmartIPL development

The first major direction involves the systematic and comprehensive integration of SmartIPLs into physics curricula, ensuring that these labs align with instructional goals and fill content-specific gaps. As documented in **Table S1-S9**, while there is a wealth of SmartIPL experiments in mechanics, acoustics, and optics, other areas of the curriculum—such as fluid dynamics, thermal physics, electromagnetism, and modern physics—remain severely underrepresented.

For example, electrostatics—a foundational topic in high school and introductory college physics—has very few effective SmartIPL implementations (**Table S5**). Similarly, most thermal physics labs focus on simple cooling or temperature measurement, lacking rich exploration of thermodynamic processes, heat transfer modes, or phase transitions (**Table S3**). In fluid dynamics, while surface tension and viscosity are sometimes addressed, experimental diversity and alignment with conceptual teaching remain limited (**Table S4**). The same is true for modern physics, where a few smartphone-based investigations touch on radiation or optics, but deeper explorations into quantum phenomena, atomic structure, or relativity are virtually nonexistent (**Table S8**). To address these content gaps, a coordinated research and development effort is needed to design SmartIPL modules that directly support course syllabi and learning outcomes. These modules should include clearly articulated learning objectives, experimental protocols, data analysis workflows, scaffolding tools, and aligned assessment rubrics. For successful classroom implementation, the materials must be adaptable across different learning environments—from high school to undergraduate physics courses—and include educator guides, safety notes, and multimedia supports. SmartIPLs should not remain as isolated enrichment tools but must become embedded into the instructional sequence, reinforcing key concepts and skill development within a coherent pedagogical framework.

Equally important is the alignment of SmartIPLs with national and international physics education standards (e.g., NGSS, AP Physics, or university-level learning outcomes), which can support their adoption at scale. Through partnerships among educators, researchers, and developers, it is possible to expand SmartIPL coverage to underrepresented domains, ensuring that students experience hands-on inquiry across the full spectrum of physics topics—not just those that happen to align with existing sensor capabilities.

7.2 Technical advancements and sensor expansion

The next phase of SmartIPL development will be driven by ongoing advancements in smartphone hardware and software ecosystems. Today's smartphones already feature high-resolution cameras, multi-axis gyroscopes, sensitive microphones, barometers, and magnetometers—components that, in many cases, rival or even outperform traditional lab instruments in accessibility and convenience. Looking ahead, future devices are expected to deliver enhanced sensor precision, enabling more accurate measurements of motion, sound, light, pressure, and electromagnetic fields. Advancements in thermal and optical imaging will further support applications such as heat mapping, refractive index detection, and diffraction pattern analysis. In parallel, growing computational capabilities will allow for real-time processing of large data streams, integration of machine learning for pattern recognition, and high-resolution video analysis—all handled natively on the smartphone. Crucially, these hardware improvements will be complemented by a new generation of specialized physics apps. These tools will be capable of synchronizing multiple sensor inputs, conducting on-device data processing, visualizing trends in real time, and exporting results to cloud-based platforms for collaborative analysis and instruction. The integration of intuitive, app-based interfaces will empower students and instructors alike to design, execute, and interpret sophisticated experiments with minimal technical overhead.

These technological upgrades will significantly expand the experimental possibilities within physics education. In classical mechanics and acoustics, students will be able to explore complex systems such as damped or driven harmonic oscillators, interference patterns in sound waves, and motion dynamics with fine-grained temporal and spatial resolution. In thermal physics and fluid dynamics, enhanced imaging and computation will make it feasible to quantify temperature gradients, visualize fluid flow, and capture bubble dynamics using high-speed video and image analysis. For electromagnetism and electronics, improved sensors and external probe compatibility will enable detailed investigations of magnetic field distributions, induced EMF, and voltage-current characteristics in circuits. In optics, better camera resolution and image processing will support accurate studies of polarization, interference fringes, and diffraction phenomena. Meanwhile, modern physics and astronomy stand to benefit from the integration of smartphone-based spectroscopy, low-cost radiation detection, and real-time tracking of celestial events through image analysis. These capabilities, once confined to specialized labs, are rapidly becoming feasible in portable, user-friendly formats—broadening access to authentic experimental experiences and empowering learners to engage with complex scientific concepts through their everyday devices.

7.3 Interdisciplinary expansion and authentic STEM applications

SmartIPLs are increasingly recognized not only as effective tools for core physics education but also as versatile platforms for interdisciplinary and project-based learning. Their flexibility, portability, and accessibility make them uniquely suited to support real-world problem-solving across a range of STEM disciplines. Below are examples of how SmartIPLs have been successfully extended into other scientific and engineering fields, enabling students to see the relevance of physics in diverse career paths and fostering cross-curricular competencies.

Chemistry: Smartphones are increasingly used in chemistry teaching labs as affordable, portable analytical tools. They enable students to perform spectroscopic and colorimetric measurements using built-in cameras and sensors, making them ideal for under-resourced or remote settings. Smartphone-based colorimeters and spectrophotometers—like the 3D-printable *SpecPhone*¹¹³ and systems developed by BY Chang¹¹⁴ and Rezazadeh et al.¹¹⁵—allow students to explore UV–Vis spectroscopy and the Beer–Lambert Law using low-cost devices. Digital image analysis using RGB or grayscale values helps quantify pH, nitrite, glucose, and more, often using apps or open-source software like ImageJ. Beyond colorimetry, smartphones support microfluidic, fluorescence, and electrochemical experiments, enabling exploration of modern bioanalytical techniques. For instance, M. Pohanka demonstrated enzyme detection via paper-based color assays and smartphone imaging.¹¹⁶ A. Williams and H. Pence also showcased the use of QR codes and AR to enhance lab instruction.¹¹⁷

Biophysics and biology: Smartphones have increasingly been used in biophysics and biology education as versatile tools for exploring human physiology, biomechanics, and microscopic biological phenomena. Müller et al. used smartphone microphones to study knuckle cracking and joint acoustics, modeling fluid dynamics in synovial cavities.¹¹⁸ González and González measured vibrating rods to explore muscle resonance.⁸⁹ Stopczynski et al. combined smartphones with EEG headsets for mobile brain imaging, supporting neuroscience and kinesiology studies.¹¹⁹ Meanwhile, Lang and Šorgo demonstrated smartphone-based microscopy as an accessible method for exploring biological samples and optics.¹²⁰ Complementing this, Lang et al. found strong student support for smartphones in biology education, especially for documentation and AR applications.¹²¹ Together, these studies show smartphones can bridge physics and biology, making biophysics labs more interactive, scalable, and inclusive.

Engineering: Smartphones have been employed to simulate engineering testbeds in topics like stress, strain, and rotational dynamics. Shakur and Kraft measured Coriolis acceleration in a rotating system,¹²² while Lahme et al. used smartphone sensors to explore real-world engineering design tasks such as parachute drops and sensor validation in digital lab settings⁶⁰. In addition, Mike Westerfield’s book showed a collection of electronics projects using iPhone.⁴⁴ These projects not only reinforce physics fundamentals but also teach students about data integrity, modeling, and design iteration—key skills in engineering practice.

Environmental science: Smartphones provide a powerful platform for environmental monitoring. Vieyra et al. developed “kitchen physics” experiments using smartphone barometer and thermometers to study fluid pressure and error analysis in atmospheric investigations.¹²³ Monteiro et al. used barometric sensors to analyze air pressure variations with altitude, creating a low-cost model of atmospheric studies.¹²⁴ Other studies have measured sound pollution and light intensity in urban and rural environments using apps like Phyphox and Physics Toolbox Suite.

Health and medical physics: Smartphone sensors have also been used in medically relevant experiments. Kubsch et al. employed thermal cameras attached to smartphones to explore body heat transfer and confront common misconceptions about energy conservation in human physiology.¹²⁵ Similarly, acoustic studies have measured sound exposure levels to assess noise-related health risks in classrooms or urban areas.¹²⁶ These experiments allow students to investigate public health questions through a physics lens.

By extending SmartIPLs into these contexts, educators can help students see the relevance of physics in diverse careers and disciplines, promoting cross-curricular integration and transferable skills development.

7.3 Integration of AI and data science into SmartIPLs

As SmartIPLs continue to produce increasingly rich and complex datasets, the integration of AI, machine learning, and data science into SmartIPLs will hold transformative potential for both teaching and assessment. These technologies can elevate SmartIPLs beyond simple data collection, turning them into dynamic, adaptive learning environments that foster deeper inquiry, deliver personalized feedback, and enable more sophisticated data analysis. With AI-powered tools, students can receive immediate support during the experimental process—automatically classifying motion types, detecting anomalies in sensor readings, or identifying inconsistencies in

collected data. Such tools can help learners recognize and address errors in real time, improving experimental accuracy and conceptual understanding.

Beyond real-time assistance, AI has the unique capacity to evolve by learning from cumulative student input. As the system is exposed to thousands of lab submissions, it can begin to recognize patterns in experimental design, common mistakes, successful troubleshooting strategies, and effective modeling approaches. This capacity will enable AI to function as an intelligent and adaptive teaching assistant. For example, based on a student's selected apparatus or data patterns, the system could recommend adjustments, alternative materials, or analysis techniques that have been effective for similar users. It could also predict likely errors based on design choices and proactively suggest solutions, offering personalized guidance that evolve with student needs.

In assessment, AI can significantly reduce instructor workload while enhancing feedback quality and consistency. It can automatically evaluate lab reports for missing components, flag inconsistencies between data and conclusions, and assess the thoroughness of error analysis. Furthermore, AI tools can analyze graph clarity, data quality, and modeling approaches, providing targeted feedback to students quickly—even in large classes where individualized attention is difficult to scale. This will free instructors to focus on higher-order evaluation while ensuring that all students receive timely and constructive input.

Ultimately, integrating AI and data science into SmartIPLs will not only enhance instructional efficiency and scalability but also prepare students for the realities of modern scientific practice. Exposure to algorithmic thinking, data analytics, and computational modeling within the lab context can mirror the skill set increasingly expected in scientific research and technology-driven careers. Through this convergence of experimental science and intelligent computation, SmartIPLs can become a gateway to more authentic, inquiry-based, and future-ready STEM education.

7.5 Open-source platforms and curriculum sharing

To sustain the momentum of SmartIPLs and extend their global reach, there is a growing need for a centralized, collaborative, and open-source platform that facilitates the development, dissemination, and ongoing refinement of SmartIPL resources. While the enthusiasm for smartphone-based experimentation continues to rise, the majority of existing materials remain fragmented—dispersed across YouTube channels, journal articles, institutional websites, and private collections. This decentralization presents significant barriers for educators seeking to

discover, adopt, adapt, or contribute high-quality instructional content aligned with specific curricular goals.

A robust open-source SmartIPL platform would address these challenges by serving as a global hub for physics educators, students, and developers. Such a platform would ideally offer a searchable repository of experiments categorized by subject area, academic level, and required equipment. It would host editable lab manuals, worksheets, and rubrics that allow educators to tailor content to their classrooms, whether remote or in-person. With built-in upload/download capabilities, the platform would enable peer-to-peer sharing and support version control, encouraging the collective improvement of existing labs. Community-driven forums would foster discussion around best practices, troubleshooting, and pedagogy, creating a support network that spans institutional and geographic boundaries.

Importantly, such efforts need not start from scratch. Existing open-access resources developed at the University of Georgia provide an excellent foundation for a larger SmartIPL ecosystem. Notably:

- The UGA SmartPhone Intro Physics Lab YouTube Channel (<https://www.youtube.com/@ugasmartphoneintrophysics11041>) offers a collection of hands-on lab demonstrations designed for introductory mechanics. These videos are tailored for both in-person and remote learners and highlight experiments that can be performed with minimal equipment using widely available smartphone apps.
- The UGA Modern Optics: Smartphone Projects YouTube Channel (https://www.youtube.com/channel/UCDNH_mEXvy-Rp98ri96EuLw) focuses on optical experiments, including interference, diffraction, polarization, and spectroscopy—all carried out using smartphone cameras and open-source analysis tools. This channel serves both physics majors and STEM educators interested in integrating modern optics content and projects into their classrooms.
- The open-access SPIE book: *Use of Smartphones in Optical Experimentation* (<https://spie.org/Publications/Book/2640585>) provides detailed explanations, experimental setups, data analysis techniques, and theoretical background for a wide range of smartphone-enabled optics labs. It is a comprehensive resource that supports independent learning and professional development for educators and students alike.

These resources represent a tested and scalable model for integrating smartphone-based labs into physics education. Bringing these materials into a unified, open-source ecosystem offers several key advantages. It can scale access to proven, low-cost lab modules; reduce redundancy by pooling validated experiments; promote innovation by enabling remixing and extension of existing labs; and foster a global scholarly community dedicated to rethinking experimental instruction through accessible technologies. Such a framework would encourage sustained collaboration among educators, researchers, and students—ensuring the continual evolution of SmartIPLs in response to emerging educational needs and technologies.

Moreover, the power of open-source platforms can be significantly amplified by integrating AI-powered support systems. AI models trained on community-submitted lab designs, student performance data, and common implementation challenges can provide personalized assistance. These systems could recommend relevant experiments based on course content, guide students through setup calibration and error correction, offer formative feedback on lab reports, and suggest ways to enhance experimental design. Acting as adaptive teaching assistants, these AI tools would grow more effective over time, learning from the collective experience of the global SmartIPL community.

Ultimately, an open-source SmartIPL platform would serve not merely as a repository of resources, but as a dynamic engine for collaborative transformation in physics education. By enabling widespread access, encouraging shared ownership of pedagogical tools, and fostering innovation through technology, SmartIPLs can help build a more inclusive, scalable, and future-ready framework for experimental science education worldwide.

7.6 Expanding access, inclusivity, and public engagement

The rapid growth of SmartIPLs has highlighted their potential to transform not only formal science education, but also informal learning and public engagement with physics. As SmartIPLs continue to evolve, the primary challenge is no longer technical feasibility, but ensuring they are equitable, inclusive, and inspiring. To maximize their impact, SmartIPLs must be accessible across socioeconomic and geographic contexts, adaptable to a range of educational levels, and engaging for both students and the general public.

Although smartphones are globally prevalent, disparities remain in terms of device capabilities, internet access, and user familiarity. To ensure equitable access, SmartIPLs must be designed with

low-spec device compatibility and offline functionality to support learners with limited hardware or connectivity. Flexible experimental setups that rely on household or low-cost materials can enable meaningful experimentation without compromising scientific rigor. Additionally, SmartIPLs should incorporate multilingual interfaces and accessibility features to support learners with diverse language needs or physical challenges, such as visual or motor impairments.

Equity in SmartIPLs also involves tailoring content to different educational stages. For college and high school students, SmartIPLs can offer rich learning opportunities through theoretical modeling, quantitative analysis, and open-ended inquiry. Middle schoolers benefit from structured experiments that emphasize intuitive patterns and visual feedback. For elementary students, kindergarteners, and the general public, SmartIPLs should focus on discovery, observation, and playful engagement—using movement, sound, and imagery to introduce fundamental physics concepts without overwhelming detail.

Beyond the classroom, SmartIPLs can hold promise for integration into competitive, project-based STEM initiatives. Their affordability and adaptability will make them ideal for challenges such as those found in the FIRST LEGO League, where students can design and test experiments, analyze sensor data, and present findings collaboratively. These formats will promote creativity, teamwork, and inclusivity, allowing SmartIPLs to serve as a gateway to deeper STEM exploration.

SmartIPLs can also be a powerful tool for public engagement, particularly when applied to real-world scenarios such as sports and everyday activities. With thoughtfully designed apps and guided activities, families and individuals could explore physics through hands-on, relatable experiences. For example, users could track the arc of a soccer ball or the hang time of a basketball dunk using video analysis, measure sprint reaction times or rotational motion in gymnastics with smartphone accelerometers, or analyze sound levels in a stadium using built-in microphones. These applications can turn familiar experiences into opportunities for scientific inquiry, sparking curiosity across age groups.

By blending physical intuition with sensor technology, SmartIPLs have the potential to make physics not just more accessible, but more exciting and relevant to daily life. Whether in classrooms, homes, or on sports fields, they can empower users to see the world through a scientific lens—fueling curiosity, fostering learning, and broadening participation in the scientific enterprise.

8. Conclusions

Over the past decade, SmartIPLs have transitioned from innovative teaching experiments into legitimate, scalable, and pedagogically powerful tools that support inquiry-based science education across a broad spectrum of learning environments. Drawing on built-in sensors, high-resolution cameras, and accessible apps, smartphones have empowered students and educators alike to conduct meaningful, hands-on experiments using ubiquitous, everyday technology. This review has systematically documented nearly 200 SmartIPL experiments spanning mechanics, optics, acoustics, thermodynamics, electromagnetism, and modern physics, while highlighting both their educational benefits and implementation challenges.

SmartIPLs offer a compelling blend of accessibility, affordability, flexibility, and interactivity, positioning them as a transformative solution for experimental instruction—particularly in resource-limited or remote learning contexts. Sensor-based experiments can provide real-time data acquisition for high-frequency, dynamic phenomena, while camera-based methods will foster deep conceptual modeling through video and image analysis. Together, these approaches support skill development in data collection, uncertainty analysis, graphical modeling, and critical reasoning.

Evidence from assessment studies demonstrates that SmartIPLs yield comparable or superior outcomes to traditional labs in terms of conceptual understanding, science process skills, student motivation, and gender equity. Yet the full potential of these labs remains untapped, especially in underrepresented content areas such as electrostatics, fluid dynamics, and modern physics. Addressing these gaps will require systematic curriculum design, expansion into upper-level and interdisciplinary domains, and the creation of age-appropriate lab pathways that serve students from elementary to undergraduate levels.

The integration of AI and data science into SmartIPLs represents a critical next step. AI-powered tools can offer real-time feedback, automate analysis, and evolve by learning from student behaviors, acting as intelligent teaching assistants that personalize support and improve assessment. Furthermore, interdisciplinary applications in chemistry, biophysics, engineering, environmental science, and medical physics show that SmartIPLs are not limited to physics alone, but can foster cross-disciplinary thinking and STEM workforce readiness.

To scale adoption and innovation, SmartIPLs must be supported by open-source platforms and educator communities. Resources like the UGA SmartPhone Intro Physics Lab YouTube channel, UGA Modern Optics: Smartphone Projects, and the open-access SPIE book *Use of Smartphones in Optical Experimentation* provide foundational tools for global collaboration. These initiatives

should be expanded into centralized repositories that facilitate content sharing, adaptation, and continuous improvement.

Finally, SmartIPLs hold great promise not only for formal education but also for public engagement with science. Apps and activities that capture the physics of sports, music, and daily life can inspire curiosity in learners of all ages and backgrounds. By designing inclusive, culturally relevant, and competition-friendly lab experiences, educators can bridge the gap between science and society.

In summary, SmartIPLs are no longer a novelty—they represent a paradigm shift in physics (or even STEM) education, making experimentation more engaging, equitable, and responsive to the needs of 21st-century learners. As smartphone technology advances and educator networks grow, SmartIPLs are poised to become the foundation of a more interactive, intelligent, and inclusive future for experimental science learning.

Acknowledgments: The author was supported by the Learning Technology Grant of University of Georgia.

The authors have no conflicts to disclose.

References

1. N. Holmes and C. Wieman, "Introductory physics labs: We can do better," *Physics Today* **71** (1), 38 (2018).
2. American Association of Physics Teachers, "Goals of the Introductory Physics Laboratory," *American Journal of Physics* **66** (6), 483-485 (1998).
3. A. Collins, J. S. Brown and A. Holum, "Cognitive Apprenticeship: Making thinking visible.," *American Educator* **15**, 6-11, 38-46 (1991).
4. D. H. Jonassen and S. M. Land, *Theoretical foundations of learning environments*. (Routledge, New York, 2012).
5. National Science Teachers Association, 2019.
6. C. Wieman and H. Perkins, "Transforming physics education," *Physics Today* **58**, 36 (2005).
7. C. Wieman, in *Forum for the Future of Higher Education* (2008), pp. 61.
8. J. M. Wilson, "The CUPLE Physics Studio," *Physics Teacher* **32**, 518-523 (1994).
9. P. W. Laws, "Millikan Lecture 1996: Promoting active learning based on physics education research in introductory physics courses.," *Am J Phys* **65**, 14-21 (1997).
10. J. W. Belcher, 2001.
11. H. Roy, "Studio vs Interactive Lecture Demonstration – Effects on Student Learning," *Bioscene* **29**, 3-6 (2003).
12. E. F. Redish, *Teaching Physics With the Physics Suite*. (John Willey & Sons, 2003).
13. R. R. Hake, in *Handbook of Design Research Methods in Mathematics, Science, and Technology Education*, edited by A. E. Kelly, R. A. Lesh and J. Y. Baek (Routledge, Erlbaum, 2008).
14. P. J. Enderle, S. A. Southerland and J. A. Grooms, "Exploring the context of change: Understanding the kinetics of a studio physics implementation effort," *PHYSICAL REVIEW SPECIAL TOPICS - PHYSICS EDUCATION RESEARCH* **9**, 010114 (2013).
15. R. J. Beichner and J. M. Saul, in *Successful Pedagogies* (Project Kaleidoscope), pp. 61-66.
16. Y. Zhao and Y. S. Phang, *Use of smartphones in optical experimentation*. (2022).
17. M. F. J. Fox, J. R. Hoehn, A. Werth and H. J. Lewandowski, "Lab instruction during the COVID-19 pandemic: Effects on student views about experimental physics in comparison with previous years," *Physical Review Physics Education Research* **17** (1) (2021).
18. P. Klein, L. Ivanjek, M. N. Dahlkemper, K. Jeličić, M. A. Geyer, S. Küchemann and A. Susac, "Studying physics during the COVID-19 pandemic: Student assessments of learning achievement, perceived effectiveness of online recitations, and online laboratories," *Physical Review Physics Education Research* **17** (1) (2021).
19. S. Gill, (<https://prioridata.com/data/smartphone-stats/#:~:text=As%20of%202024%2C%20there%20are,second%20with%20659%20million%20users.,> 2025).
20. E. C. Hall, *Journey to the moon: the history of the Apollo guidance computer*. (Aiaa, 1996).
21. M. L. Simmons and H. J. Wasserman, "Performance comparison of the CRAY-2 and CRAY X-MP/416 supercomputers," *The Journal of Supercomputing* **4**, 153-167 (1990).
22. K. Yao, (<https://www.hardwarezone.com.sg/feature-apple-iphone16-a18-pro-performance-review>, 2024), Vol. 2025.
23. H. Crompton, in *Handbook of mobile learning*, edited by Z. L. Berge and L. Y. Muilenburg (Routledge, Florence, KY, 2013), pp. 3–14.
24. M. L. Crescente and D. Lee, "Critical issues of m-learning: design models, adoption processes, and future trends," *Journal of the Chinese Institute of Industrial Engineers* **28**, 111–123 (2011).

25. R. Robinson and J. Reinhart, *Digital Thinking and Mobile Teaching: Communicating, Collaborating, and Constructing in an Access Age*. (Bookboon, Denmark, 2014).
26. T. G. and R. M., *Using Network and Mobile Technology to Bridge Formal and Informal Learning*. (Woodhead/Chandos Publishing Limited, Cambridge, UK, 2013).
27. R. Oller, in *EDUCAUSE Center for Analysis and Research (Research Bulletin)* (2012).
28. I. E. Allen and J. Seaman, 2013.
29. P. Vogt, J. Kuhn and S. Müller, "Experiments Using Cell Phones in Physics Classroom Education: The Computer-Aided g Determination," *The Physics Teacher* **49** (6), 383-384 (2011).
30. P. Vogt and J. Kuhn, "Analyzing free fall with a smartphone acceleration sensor," *Phys. Teach.* **50**, 182–183 (2012).
31. J. Kuhn and P. Vogt, "Analyzing spring pendulum phenomena with a smart-phone acceleration sensor," *The Physics Teacher* **50** (8), 504-505 (2012).
32. P. Vogt and J. Kuhn, "Analyzing radial acceleration with a smartphone acceleration sensor," *Physics Teacher* **51** (3), 182-183 (2013).
33. J. A. Sans, F. J. Manjón, A. L. J. Pereira, J. A. Gomez-Tejedor and J. A. Monsoriu, "Oscillations studied with the smartphone ambient light sensor," *European Journal of Physics* **34** (6), 1349-1354 (2013).
34. E. Arribas, I. Escobar, C. P. Suarez, A. Najera and A. Beléndez, "Measurement of the magnetic field of small magnets with a smartphone: a very economical laboratory practice for introductory physics courses," *European Journal of Physics* **36** (6) (2015).
35. M. Monteiro and A. C. Martí, "Using smartphone pressure sensors to measure vertical velocities of elevators, stairways, and drones," *Physics Education* **52** (1), 015010 (2017).
36. M. R. Silva, P. Martín-Ramos and P. P. da Silva, "Studying cooling curves with a smartphone," *The Physics Teacher* **56** (1), 53-55 (2018).
37. P. Onorato, T. Rosi, E. Tufino, C. Caprara and M. Malgieri, "Quantitative experiments in a distance lab: studying blackbody radiation with a smartphone," *European Journal of Physics* **42** (4) (2021).
38. P. Onorato, T. Rosi, E. Tufino, S. Toffaletti and M. Malgieri, "Selective Light Transmittance in a Glue Stick During a Distance Lab," *The Physics Teacher* **62** (3), 219-222 (2024).
39. J. Kuhn and P. Vogt, "Smartphones as mobile minilabs in physics," *Smartphones as Mobile Minilabs in Physics* (2022).
40. P. Onorato and L. M. Gratton, "Measuring the Raman spectrum of water with a smartphone, laser diodes and diffraction grating," *European Journal of Physics* **41** (2) (2020).
41. S. Gröber, A. Molz and J. Kuhn, "Using smartphones and tablet PCs for β -spectroscopy in an educational experimental setup," *European Journal of Physics* **35** (6), 065001 (2014).
42. R. E. Vieyra, C. Megowan-Romanowicz, D. J. O'Brien, C. Vieyra and M. C. Johnson-Glenberg, in *Theoretical and Practical Teaching Strategies for K-12 Science Education in the Digital Age* (2023), pp. 131-152.
43. P. Pirinen, P. Klein, S. Z. Lahme, A. Lehtinen, L. Rončević and A. Susac, "Exploring digital signal processing using an interactive Jupyter notebook and smartphone accelerometer data," *European Journal of Physics* **45** (1) (2023).
44. M. Westerfield, *Building iPhone and iPad Electronic Projects: Real-world Arduino, Sensor, and Bluetooth Low Energy Apps in TechBASIC*. (" O'Reilly Media, Inc.", 2013).
45. J. M. Kinser, *Kinematic Labs with Mobile Devices*. (Morgan & Claypool Publishers, 2015).

46. M. E. Auer, A. K. Azad, A. Edwards and T. De Jong, *Cyber-physical laboratories in engineering and science education*. (Springer, 2018).
47. J. Kuhn and P. Vogt, "Smartphones as experimental tools: Different methods to determine the gravitational acceleration in classroom physics by using everyday devices," *European Journal of Physics Education* **4** (1), 16-27 (2013).
48. A. Abdulayeva, presented at the 2021 IEEE International Conference on Smart Information Systems and Technologies (SIST), 2021 (unpublished).
49. A. Mazzella and I. Testa, "An investigation into the effectiveness of smartphone experiments on students' conceptual knowledge about acceleration," *Physics education* **51** (5), 055010 (2016).
50. P. Vogt and J. Kuhn, "Acceleration sensors of smartphones," *Frontiers in Sensors* **2**, 1-9 (2014).
51. C. Baldock and R. Johnson, "Investigation of kinetic friction using an iPhone," *Physics Education* **51** (6), 065005 (2016).
52. S. Tsoukos, P. Lazos, P. Tzamalīs, A. Kateris and A. Velentzas, "How Effectively Can Students' Personal Smartphones be Used as Tools in Physics Labs?," *International Journal of Interactive Mobile Technologies* **15** (14) (2021).
53. A. Çoban and M. Erol, "Teaching and determination of kinetic friction coefficient using smartphones," *Physics Education* **54**, 025019 (2019).
54. C. Fahs and P. Vogt, "Determination of the drag resistance coefficients of different vehicles," *The Physics Teacher* **56** (5), 324-325 (2018).
55. J. S. Ardid-Ramírez, S. Marquez and M. Ardid Ramírez, "Use of sound recordings and analysis for physics lab practices," *INTED2021 Proceedings*, 7687-7693 (2021).
56. O. Schwarz, P. Vogt and J. Kuhn, "Acoustic measurements of bouncing balls and the determination of gravitational acceleration," *The Physics Teacher* **51** (5), 312-313 (2013).
57. M. Monteiro, C. Cabeza and A. C. Martí, "Exploring phase space using smartphone acceleration and rotation sensors simultaneously," *European Journal of Physics* **35** (4) (2014).
58. M. Monteiro, C. Cabeza, C. Stari and A. C. Martí, "Smartphone sensors and video analysis: two allies in the physics laboratory battle field," *Journal of Physics: Conference Series* **1929** (1) (2021).
59. M. Monteiro, C. Cabeza, A. C. Martí, P. Vogt and J. Kuhn, in *Smartphones as Mobile Minilabs in Physics* (2022), pp. 107-111.
60. S. Z. Lahme, P. Klein, A. Lehtinen, A. Müller, P. Pirinen, A. Susac and B. Tomrlin, presented at the PhyDid B: Didaktik der Physik: Beiträge zur DPG-Frühjahrstagung, 2022 (unpublished).
61. M. Patrinoopoulos and C. Kefalis, "Angular velocity direct measurement and moment of inertia calculation of a rigid body using a smartphone," *Physics Teacher* **53** (9), 564-565 (2015).
62. R. Pörn and M. Braskén, "Interactive modeling activities in the classroom—rotational motion and smartphone gyroscopes," *Physics Education* **51** (6) (2016).
63. M. S. Wheatland, T. Murphy, D. Naoumenko, D. v. Schijndel and G. Katsifis, "The mobile phone as a free-rotation laboratory," *American Journal of Physics* **89** (4), 342-348 (2021).
64. P. Pathak and Y. Patel, "Analyzing a Free-Falling Magnet to Measure Gravitational Acceleration Using a Smartphone's Magnetometer," *The Physics Teacher* **60** (6), 441-443 (2022).
65. M. Santamaría Lezcano, E. S. Cruz de Gracia and T. J. A. Mori, "Gravitational Acceleration—A Smartphone Approach with the Magnetic Ruler," *The Physics Teacher* **62** (3), 191-193 (2024).

66. J. Lincoln, "Biot–Savart law with a smartphone: Phyphox app," *The Physics Teacher* **62** (1), 72-73 (2024).
67. S. Arabasi and H. Al-Taani, "Measuring the Earth's magnetic field dip angle using a smartphone-aided setup: a simple experiment for introductory physics laboratories," *European Journal of Physics* **38** (2) (2017).
68. Y. Ogawara, S. Bhari and S. Mahrley, "Observation of the magnetic field using a smartphone," *Physics Teacher* **55** (3), 184-U194 (2017).
69. I. Escobar, R. Ramirez-Vazquez, J. Gonzalez-Rubio, A. Belendez and E. Arribas, "Magnetic Field of a Linear Quadrupole Using the Magnetic Sensors Inside the Smartphones," (2018).
70. I. Escobar, R. Ramirez-Vazquez, J. Gonzalez-Rubio, A. Belendez and E. Arribas, "Smartphones Magnetic Sensors within Physics Lab," (2018).
71. K. D. Sullivan, A. Sen and M. C. Sullivan, "Investigating the magnetic field outside small accelerator magnet analogs via experiment, simulation, and theory," *American Journal of Physics* **91** (6), 432-439 (2023).
72. R. Hurtado-Gutiérrez and Á. Tejero, "Measuring capacitor charge and discharge using an LED and a smartphone," *European Journal of Physics* **44** (6) (2023).
73. B. Cobb, presented at the Astronomical Society of the Pacific Conference Series, 2022 (unpublished).
74. J. A. Sans, J. Gea-Pinal, M. H. Gimenez, A. R. Esteve, J. Solbes and J. A. Monsoriu, "Determining the efficiency of optical sources using a smartphone's ambient light sensor," *European Journal of Physics* **38** (2) (2017).
75. I. Salinas, M. H. Giménez, J. A. Monsoriu and J. C. Castro-Palacio, "Characterization of linear light sources with the smartphone's ambient light sensor," *Physics Teacher* **56** (8), 562-563 (2018).
76. W. Baird, J. Secrest, C. Padgett, W. Johnson and C. Hagrelius, "Smartphones and Time Zones," *The Physics Teacher* **54** (6), 351-353 (2016).
77. X. Deng, J. Zhang, Q. Chen, J. Zhang and W. Zhuang, "Measurement of g using a pendulum and a smartphone proximity sensor," *The Physics Teacher* **59** (7), 584-585 (2021).
78. P. Martín Ramos, M. Ramos Silva and P. S. P. d. Silva, "Smartphones in the teaching of Physics Laws: Projectile motion," *RIED. Revista Iberoamericana de Educación a Distancia* (2017).
79. P. Klein, J. Kuhn, A. Müller and S. Gröber, in *Multidisciplinary research on teaching and learning* (Springer, 2015), pp. 270-288.
80. A. Girot, N.-A. Goy, A. Vilquin and U. Delabre, "Studying Ray Optics with a Smartphone," *The Physics Teacher* **58** (2), 133-135 (2020).
81. M. C. Sullivan, "Using a smartphone camera to explore ray optics beyond the thin lens equation," *American Journal of Physics* **90** (8), 610-616 (2022).
82. J. Wang and W. Q. Sun, "Measuring the focal length of a camera lens in a smart-phone with a ruler," *Physics Teacher* **57** (1), 54-54 (2019).
83. J. Freeland, V. R. Krishnamurthi and Y. Wang, "Learning the lens equation using water and smartphones/tablets," *The Physics Teacher* **58** (5), 360-361 (2020).
84. Y. S. Phang and Y. Zhao, "Determining the Focal Length of Converging and Diverging Lenses Using a Smartphone," *The Physics Teacher* **60** (8), 703-705 (2022).
85. P. Martín-Ramos, M. Susano, P. S. P. d. Silva and M. R. Silva, in *Proceedings of the 5th International Conference on Technological Ecosystems for Enhancing Multiculturality* (2017), pp. 1-5.

86. J. Kuhn and P. Vogt, "Applications and examples of experiments with mobile phones and smartphones in physics lessons," *Frontiers in Sensors* **1** (4), 67-73 (2013).
87. J. Kuhn and P. Vogt, "Analyzing acoustic phenomena with a smartphone microphone," *Physics Teacher* **51** (2), 118-119 (2013).
88. K. Ludwig-Petsch and J. Kuhn, "Shepard scale produced and analyzed with mobile devices," *Physics Teacher* **59** (5), 378-379 (2021).
89. M. A. González and M. A. González, "Smartphones as experimental tools to measure acoustical and mechanical properties of vibrating rods," *European Journal of Physics* **37** (4) (2016).
90. M. Hirth, S. Gröber, J. Kuhn and A. Müller, "Harmonic Resonances in Metal Rods – Easy Experimentation with a Smartphone and Tablet PC," *The Physics Teacher* **54** (3), 163-167 (2016).
91. J. C. Sanders, "The effects of projectile mass on ballistic pendulum displacement," *American Journal of Physics* **88** (5), 360-364 (2020).
92. R. P. Smith and E. H. Matlis, "Gravity-driven fluid oscillations in a drinking straw," *American Journal of Physics* **87** (6), 433-435 (2019).
93. N. A. Goy, Z. Denis, M. Lavaud, A. Grolleau, N. Dufour, A. Deblais and U. Delabre, "Surface tension measurements with a smartphone," *Physics Teacher* **55** (8), 498-499 (2017).
94. M. Mitsushio, "Laboratory-on-a-Smartphone," *Analytical Sciences* **36** (2), 141-142 (2019).
95. F. Bouquet, C. Dauphin, F. Bernard and J. Bobroff, "Low-cost experiments with everyday objects for homework assignments," *Physics Education* **54** (2), 025001 (2019).
96. M. Monteiro, C. Cabeza and A. C. Marti, "Rotational energy in a physical pendulum," *The Physics Teacher* **52** (3), 180-181 (2014).
97. M. Meissner and H. Haertig, "Smartphone astronomy," *Physics Teacher* **52** (7), 440-441 (2014).
98. L. Schellenberg, "Revisiting smartphone astronomy," *Physics Teacher* **53** (1), 4-5 (2015).
99. I. A. D. Astuti, D. Dasmo, N. Nurullaeli and I. B. Rangka, "The impact of pocket mobile learning to improve critical thinking skills in physics learning," *Journal of Physics: Conference Series* **1114** (1), 80-86 (2018).
100. F. Moosvi, S. A. Reinsberg and G. W. Rieger, "Can a hands-on physics project lab be delivered effectively as a distance lab?," *International Review of Research in Open and Distance Learning* **20** (1), 22-42 (2019).
101. C. L. Countryman, "The educational impact of smartphone implementation in introductory mechanics laboratories," 95-98 (2015).
102. N. Zhanatbekova, A. Abdulayeva, Y. Andasbayev, Z. Zhiyembayev and M. Urazova, "Formation of research skills of students when performing laboratory work in physics: Virtual laboratory vs smartphone-based laboratory," *Cypriot Journal of Educational Sciences* **17** (12), 4303-4310 (2022).
103. S. Z. Lahme, P. Klein, A. Lehtinen, A. Müller, P. Pirinen, L. Rončević and A. Su, "Evaluating digital experimental tasks for physics laboratory courses Didaktik der Physik Frühjahrstagung – Hannover 2023 Evaluating digital experimental tasks for physics laboratory courses," (June) (2023).
104. P. Káčovský, M. Snětinová, M. Chvál, J. Houfková and Z. Koupilová, "Predictors of students' intrinsic motivation during practical work in physics," *International Journal of Science Education* **45** (10), 806-826 (2023).

105. S. Jiang, X. Huang, S. H. Sung and C. Xie, "Learning Analytics for Assessing Hands-on Laboratory Skills in Science Classrooms Using Bayesian Network Analysis," *Research in Science Education* **53** (2), 425-444 (2023).
106. E. Tufino and G. Organtini, "Evaluation of the effectiveness of an introductory mechanics Lab with Arduino and smartphone," (2023).
107. A. C. Evains, S. Anggereni and M. S. L, "Enhancing Science Process Skills in Physics Education : The Impact of the Phyphox Smartphone Application in High School Laboratories A . Introduction Integrating technology in education , particularly in physics , represents a crucial Previous research ha," **3** (1), 9-18 (2024).
108. P. Dam-O, Y. Sirisathitkul, T. Eadkhong, S. Srivaro, C. Sirisathitkul and S. Danworaphong, "Online physics laboratory course: United Kingdom Professional Standards Framework perspective from Walailak University, Thailand," *Distance Education* **45** (1), 122-140 (2024).
109. G. Organtini and E. Tufino, "Effectiveness of a Laboratory Course with Arduino and Smartphones," *Education Sciences* **12** (12) (2022).
110. A. Yurchenko, Y. Khvorostina, V. Shamonia, M. Soroka and O. Semenikhina, "Digital Technologies in Teaching Physics: An Analysis of Existing Practices," 2023 46th ICT and Electronics Convention, MIPRO 2023 - Proceedings, 666-671 (2023).
111. P. Onorato, T. Rosi, E. Tufino, V. Ambrosini, S. Toffaletti, C. Caprara, M. Di Mauro, L. M. Gratton and S. Oss, "Bringing the Physics Laboratory at home: Tools and methodologies for distance learning at the University of Trento," *Nuovo Cimento della Societa Italiana di Fisica C* **46** (6), 1-16 (2023).
112. S. Z. Lahme, P. Klein, A. Lehtinen, A. Müller, P. Pirinen, L. Rončević and A. Sušac, "Physics lab courses under digital transformation: A trinational survey among university lab instructors about the role of new digital technologies and learning objectives," *Physical Review Physics Education Research* **19** (2), 1-27 (2023).
113. E. K. Grasse, M. H. Torcasio and A. W. Smith, "Teaching UV–Vis spectroscopy with a 3D-printable smartphone spectrophotometer," *Journal of Chemical Education* **93** (1), 146-151 (2016).
114. B.-Y. Chang, "Smartphone-based Chemistry Instrumentation: Digitization of Colorimetric Measurements," *Bulletin of the Korean Chemical Society* **33** (2), 549-552 (2012).
115. M. Rezazadeh, S. Seidi, M. Lid, S. Pedersen-Bjergaard and Y. Yamini, "The modern role of smartphones in analytical chemistry," *TrAC Trends in Analytical Chemistry* **118**, 548-555 (2019).
116. M. Pohanka, "Photography by Cameras Integrated in Smartphones as a Tool for Analytical Chemistry Represented by an Butyrylcholinesterase Activity Assay," *Sensors (Basel)* **15** (6), 13752-13762 (2015).
117. A. J. Williams and H. E. Pence, "Smart Phones, a Powerful Tool in the Chemistry Classroom," *Journal of Chemical Education* **88** (6), 683-686 (2011).
118. A. Müller, P. Vogt, J. Kuhn and M. Müller, "Cracking knuckles - A smartphone inquiry on bioacoustics," *Physics Teacher* **53** (5), 307-308 (2015).
119. A. Stopczynski, C. Stahlhut, M. K. Petersen, J. E. Larsen, C. F. Jensen, M. G. Ivanova, T. S. Andersen and L. K. Hansen, "Smartphones as pocketable labs: visions for mobile brain imaging and neurofeedback," *Int J Psychophysiol* **91** (1), 54-66 (2014).
120. V. Lang and A. Šorgo, in *INTED2024 Proceedings* (2024), pp. 465-468.
121. V. Lang, M. Melanšek and A. Šorgo, in *2024 47th MIPRO ICT and Electronics Convention (MIPRO)* (2024), pp. 420-424.

122. A. Shakur and J. Kraft, "Measurement of Coriolis Acceleration with a Smartphone," *The Physics Teacher* **54** (5), 288-290 (2016).
123. R. E. Vieyra, C. Vieyra and S. Macchia, "Kitchen Physics: Lessons in Fluid Pressure and Error Analysis," *The Physics Teacher* **55** (2), 87-90 (2017).
124. M. Monteiro, P. Vogt, C. Stari, C. Cabeza and A. C. Marti, "Exploring the atmosphere using smartphones," *The Physics Teacher* **54** (5), 308-309 (2016).
125. M. Kubsch, J. Nordine and D. Hadinek, "Using smartphone thermal cameras to engage students' misconceptions about energy," *The Physics Teacher* **55** (8), 504-505 (2017).
126. E. Macho-Stadler and M. J. Elejalde-Garcia, "Measuring the Acoustic Response of Classrooms with a Smartphone," *The Physics Teacher* **58** (8), 585-588 (2020).

Supplementary Materials

Smartphone-Based Undergraduate Physics Labs: A Comprehensive Review of Innovation, Accessibility, and Pedagogical Impact

Yiping Zhao

Department of Physics and Astronomy, The University of Georgia, Athens, GA 30602

Table S1 A list of SmartIPLs for classic mechanics

Physics Topics	Role of Smartphone	Brief description	Data Analysis	App Name	Ref.
Kinematics 1D constant motion	Timer Accelerometer	Record the time taking for a student to walk at a constant speed between chairs with known positions	Position vs. time Acceleration vs. time	iOS: Best Stopwatch, SPARKvue Android: Chronometer	¹
	Magnetometer	Measure and analyze the constant speed of a dynamic car by detecting the magnetic field of magnets placed along a linear track	Magnetic field peak vs. time	Physics Toolbox Suite	²
	Sound generator Microphone	Determine vehicle speed by analyzing the frequency of sound generated by a smartphone via Doppler effect	Velocity vs. time	Audacity	³
	Display	Use a smartphone paired with an Arduino-based setup via Bluetooth to measure the uniform linear motion of a vehicle	Position vs. time Velocity vs. time	MIT AppInventor	⁴
Kinematics 1D accelerated motion	Video	Analyze the free fall position versus time in a recorded video	Position vs. time	Fast Burst Camera Lite	⁵
	Sound generator Microphone	Drop a smartphone emitting a constant frequency sound to measure the Doppler shift during free fall, to calculate the acceleration of gravity	Doppler shift vs fall time	Audacity, Test Tone Generator, SPEAR	⁶
	Accelerometer	Record the acceleration over time as a smartphone falls toward a soft object	Acceleration vs. time	iOS: SPARKvue Android: Accellogger	⁷⁻¹¹
	Microphone Timer	Record the height and impact time of a bolt nut falls on a floor	Falling height vs. impact time	Android: Smart Voice Recorder	^{8, 12}
		Record the time of a free fall of a metal ball from a fixed height	Falling height vs. impact time	Voice memo Audio Time	¹³
		Record the relationship between the falling height versus falling time of a free fall of a metal ball use the sound sensor of the smartphone as a stopwatch	Falling height vs. falling time	Phyphox	¹⁴
		Use photoresistor modified headphone to measure the time taken for an object to pass through a specified distance.	Distance vs. time	AudioTime	¹⁵
	Light sensor Video	Determine the acceleration and speed of a light-emitting object on an inclined plane using a smartphone's light sensor; Video analysis of the motion.	Illuminance vs. distance Illuminance vs. time Distance vs. time	AndroSensor	¹⁶
	Barometer	Measure the vertical velocities and accelerations of elevators, pedestrians climbing stairs, and drones by means of smartphone barometer	Pressure vs. time Distance vs. time	Physics Toolbox AndroSensor	¹⁷
	Magnetometer	Record the magnetic field of a bar magnet during its free fall from a fixed height	Magnetic field vs. time Distance vs. time	Phyphox	¹⁸
		Record the time of peak magnetic fields during the free fall of a magnetic ruler	Magnetic field vs. time Distance vs. time	Phyphox	¹⁹

	Sound generator	Record the sound produced by a smartphone during its free fall and analyzed the frequency shift versus time.	Frequency vs. time Velocity vs. time	Audacity SPEAR	6, 20
	GPS Accelerometer	Analyze position and velocity data using A-GPS and an accelerometer, and calculated and compare normal and tangential acceleration components	3D Position vs. time	Custom-built	21
Projectile	Video	Analyze the two components of positions versus time of projectile object via video	Positions vs. time	MeasureDynamics Fast Burst Camera Lite	22 5
		Measure the time taken for a ballistic ball took off from a rail on a table	Height vs. time	Phyphox	23
	Sound sensor	Record the time between two consecutive bounces of a ball using a sound sensor, with the initial height of the ball predetermined	Coefficient of restitution	iOS: Oscilloscope Audacity	3, 8, 24
Friction	Accelerometer	Measure the accelerations of smartphone moving in an inclined plane with different tilting angle and determined g .	Acceleration	iOS: SPARKvue Android: Accellogger	11
		Measure g and determined the coefficient of kinetic friction as the iPhone slid down an inclined plane.		iOS: SPARKvue Clinometer	25, 26
		Measure the acceleration of an object subjected to a constant force on various flat surfaces and on an inclined surface to determine the coefficient of kinetic friction.	Acceleration vs. time	Physics Toolbox Sensor Suite	27
		Determine the drag resistance coefficients of different vehicles	Acceleration vs. time Acceleration vs. speed	Accelerometer Data Pro	28
	Sound generator Microphone	Use the Doppler effect to study one phone (emitting a fixed frequency) sliding down an inclined plane towards another phone at the bottom, and to determine the coefficient of kinetic friction.	Frequency vs. time Speed vs. time Friction coefficient vs. inclined angle	Phyphox Science Journal	29
	Angle meter	Measure the critical angle to start sliding a smartphone on an inclined surface and determined the maximum coefficient of static friction	Critical angle	Physics Toolbox Sensor Suite	30, 31
Radial acceleration	Accelerometer	Measure radial acceleration in a controlled lab environment and on a playground merry-go-round	Radial acceleration vs speed & radius	iOS: SPARKvue Android: Accellogger	11, 32
		Measure the radial acceleration and the damping process due to friction on a spinning disc	Radial acceleration vs time & radius	iOS: SPARKvue	33
	Accelerometer Gyroscope	Explore the stable and unstable rotational dynamics of a smartphone when tossed about its principal axes, and analyze the rotational stability of different axes	Angular velocities and acceleration components	SPARKvue	34
		Measure Coriolis acceleration using a smartphone sliding on a rotating track, verifying the dependence of Coriolis acceleration on the track's angular velocity and the smartphone's sliding speed	Coriolis acceleration, angular velocity	Data Collection	35

Angular Velocity and Acceleration	Accelerometer Gyroscope	Measure the acceleration and angular velocity of a physical pendulum by attaching a smartphone to a rotating bicycle wheel, and analyze its motion and phase space trajectories	Radial & tangential acceleration, angular velocity & displacement	AndroSensor Tracker	36, 37
		Measure the angular velocity of a slamming door experiment to investigate different friction models	Angular velocity vs time	Phyphox	38
		Measure and verify the relationship between angular velocity and centripetal acceleration during the rotation of a merry-go-round at various distances from the center	Centripetal acceleration vs angular velocity		39
	Gyroscope	Study the motion of a rolling cylinder on a slope	Angular velocity vs time	Physics Toolbox Gyroscope	40
		Study the rotational motion of a low friction wheel and three rotation chairs, and model the effects of frictional torque	Angular velocity vs time, frictional torque	AndroSensor	41
		Toss a smartphone in the air to investigate the stability of its rotational dynamics about different axes and the conservation of angular momentum and rotational kinetic energy	Angular velocity vs time	Phyphox	42
	Accelerometer	Investigate the mechanics of preventing spills by measuring the acceleration components experienced by a liquid container on a SpillNot device during oscillatory motion	Radial & tangential acceleration	AndroSensor	43
	Magnetic field sensor	Measure the average angular velocity of a slow-spinning grill by using a smartphone's magnetic field sensor	Angular velocity vs time	Physics Toolbox Sensor	44
	Torque	Accelerometer	Measure the oscillation period of a balance pan with varying masses to determine the inertial mass	Oscillation period vs mass	Physics Toolbox Suite Tracker
Investigate the rotational dynamics and frictional forces in the slamming of a door using a smartphone			Angular velocity, friction	SPARKvue	46
Investigate the dynamics of a variable mass Atwood's machine			Acceleration & velocity vs time	Vernier Graphical Analysis	47
Measure the period of oscillations of a rod with an attached mass at different distances to demonstrate the parallel axis theorem			Oscillation period vs distance	Physics Toolbox Suite	48
Video		Investigate the friction affecting the motion of a rod and a bicycle wheel by analyzing the amplitude damping of their oscillatory movements	Oscillation amplitude vs time	Tracker	49
Rolling	Gyroscope	Investigate the rolling motion of a hollow cylinder on an inclined plane to determine the coefficients of static and kinetic friction	Angular speed & acceleration vs time	Sensorlog	50
		Study the motion of a hallow cylinder on an inclined plane	Angular velocity vs time	Physics Toolbox Gyroscope	40
		Study the rolling motion of a rolling cylinder on a slope	Angular velocity vs time		51

	Gravity sensor Gyroscope	Analyze the rolling motion of a cylindrical object down an inclined plane	Angular position vs time	Rolling Cylinder (custom-built)	52
Spring-Mass Oscillation	Accelerometer	Investigate free and damped harmonic oscillations and extract spring constant and damping constant	Acceleration vs time	Accelerometer Monitor	53
		Analyze the oscillatory motion of a spring pendulum by using a smartphone's accelerometer to measure acceleration, allowing for the determination of key parameters such as the spring constant and the period of oscillation	Acceleration vs time	iOS: SPARKvue Android: Accellogger	54
	Light sensor	Analyze the oscillatory motion of a system with two coupled springs using a smartphone's light sensor	Light intensity vs time	Physics Toolbox Light Sensor	55
		Measure the period of oscillation of a spring-mass system to calculate the spring constant	Oscillation period	Physics Toolbox Sensor Suite	56
	Light sensor Accelerometer	Study the damped harmonic motion of a mass-spring system	Light intensity vs time	Phyphox	57
	Accelerometer	Measure the oscillatory motion of a spring system	Acceleration vs time	iOS: Vibsensor Android: Accelerometer Monitor	58
		Measure an unknown mass by attaching it to a smartphone suspended from a rubber band and use the period of oscillation to determine the mass	Acceleration vs time	Phyphox	59
Pendulum	Accelerometer	Use the accelerometer of the smartphone to determine the oscillation period of a pendulum	Acceleration vs time	iOS: SPARKvue Android: Accellogger	11
		Analyze acceleration in free and damped harmonic oscillations and pendulum systems	Acceleration vs time	iOS: SPARKvue Android: Accellogger	60
		Measure and model the motion of a pendulum	Angle vs time	InduLab	61
		Study the oscillatory motion of a pendulum	Acceleration vs time	MATLAB Mobile	62
	Video	Investigate the relationship between the mass of a projectile and the resulting displacement of a ballistic pendulum	Maximum vertical displacement vs mass		63
	Accelerometer Gyroscope	Investigate the frequency doubling effect in a pendulum by measuring and analyzing the angular velocity and acceleration	Angular acceleration vs time	Phyphox	64
	Proximity sensor	Measure the period of a pendulum's oscillation and calculate the gravitational acceleration	Oscillation period	Phyphox	65
	Gyroscope	Measure the rotational oscillation of a torsion pendulum to determine the shear modulus of the wire material	Angular frequency vs time	Phyphox	66
	Gyroscope Magnetometer	Measure the angular velocity and displacement of a gravity pendulum to construct a phase plot that illustrates the pendulum's dynamic behavior	Angular velocity & displacement vs time	Phyphox	67

	Accelerometer	Study the motion of a pendulum to analyze its nonlinear dynamics	Acceleration vs time	Phyphox	68
		Analyze the forces and accelerations experienced by a person on a playground swing	Acceleration vs time	Phyphox	69
		Study the oscillatory motion of a pendulum	Acceleration vs time	SPARKvue Vernier Graphical Analysis	10
Other Oscillation	Accelerometer	Measure and analyze the oscillatory motion of an elevator to explore the relationship between oscillation period and cable length	Oscillation period	iOS: SPARKvue Android: Accelogger	70
		Study two-dimensional harmonic oscillations to generate and analyze Lissajous curves resulting from the superposition of harmonic motions in perpendicular directions	Acceleration components vs time	Accelerometer Toy	71
	Video	Investigate the oscillatory behavior of fluid inside a straw after the fluid is suddenly released	Fluid level vs time	Tracker	72
Coupled Oscillation	Accelerometer	Analyze coupled oscillations quantitatively in a system of two gliders connected by springs, and explore different modes of oscillation	Acceleration vs time	Accelerometer Monitor	73
	Video	Use an asymmetrical double torsion pendulum to study coupled harmonic motion	Angular displacement vs time	Tracker PASCO Capstone	74
Energy and Work	Gyroscope	Measure and analyze the rotational energy of a physical pendulum	Angular velocity vs time	AndroSensor	75
	Image	Use a smartphone equipped with a thermal camera to visually demonstrate energy transfer during a physical activity	Temperature		76
	Accelerometer	Measure the centripetal acceleration of a pendulum to verify the conservation of mechanical energy	Acceleration vs time	Physics Toolbox Accelerometer	77
	Gyroscope Accelerometer	Study the motion of a torsion pendulum to analyze the relationship between kinetic and potential energy during the oscillation	Angular displacement, velocity, and acceleration vs time	SensorLog	78

Table S2 A list of SmartIPLs for waves and acoustics

Physics Topics	Role of Smartphone	Brief description	Data Analysis	App Name	Ref.
Sound generation and analysis	Microphone Display and FFT analyzer	Capture and analyze different types of sound waves such as tones, sounds, noise, and bangs to help students understand the physical differences between these acoustic phenomena	Frequency Amplitude	iOS: Audio Kit	79
		Capture and analyze the sound of knuckle cracking to understand the bioacoustic phenomenon of oscillating gas bubbles in the synovial fluid	Frequency	iOS: Oscilloscope	80
		Measure and analyze the sound frequencies emitted by vibrating rods of different materials, shapes, and lengths, and compare the results with theoretical predictions	Frequency	Android: AudiA	81
		Record and analyze the sounds produced by a piano, a quiet house, an airplane cabin, a brass tube, a glass bowl, a metal cup, a metal spoon, an open flame, and a beating heart	Frequency Intensity	iOS: Oxford SpectrumView Android: Advanced Spectrum Analyzer Pro	82
		Measure and analyze the acoustic response of different classroom environments, especially reverberation time and speech intelligibility	Reverberation time and speech intelligibility	APM Tool Lite	83
		Determine the Shepard scale illusion and explore the auditory illusion and the underlying acoustic properties	Frequency	Android: Shepard Illusion or Phypox	84
		Demonstrate multiple acoustic labs such as calibrating smartphones for sound pressure level measurements, mapping noise levels across a university campus, and measuring vibration levels to estimate engine RPM	Sound pressure level, reverberation time, and vibration frequency	NoiseCapture APM Tool Lite Phypox	85
		Observe and understand sound phenomena, such as sound produced by vibrations, the mechanical nature of sound waves, and the characteristics of sound like loudness and pitch	Sound intensity, frequency, and amplitude	Phypox Physics Toolbox Suite	86
Sound interaction	Sound generator Display and FFT analyzer	Use earbuds and smartphones to explore fundamental physics phenomena such as beat frequency, interference patterns, resonance conditions, and Doppler shifts	Frequency, beat & resonance frequency, interference pattern, and Doppler shift	iOS: Physics Toolbox Tone Generator, Audacity	87
	Microphone	Visualize sound directivity patterns by measuring the angular dependence of sound levels around a sound source to study loudspeaker directivity and microphone polar patterns	Sound levels (in dB) vs orientation angle	Polar Pattern Plotter (Custom designed)	88
		Measure and analyze acoustic beats generated by the superposition of two sound waves with slightly different frequencies to illustrate wave interference and beat	Amplitude vs time/frequency	Android: Spectroid, AudiA Advanced Spectrum Analyser	20, 89

	Sound generator	Understand the working principles of tuning forks and explore concepts like acoustic interference and beat	Frequency and intensity	Frequency Sound Generator	90
Standing Wave	Sound generator Microphone	Replicate the classical Kundt's tube experiment, where students can observe standing waves in a column of air, measure the distance between nodes and antinodes, and calculate the speed of sound	Wavelength Sound speed	iOS: Audio Kit, Oscilloscope Android: Signal Generator & Soundbeam	91
	Microphone	Measure the harmonic resonances in metal rods to capture and analyze the sound produced by the rods when they are struck	Resonant frequency	Spectrum View Plus	92
	Sound generator Microphone	Explore the relationship between the fundamental frequency and wavelength in resonance tubes by generating and measuring sound frequencies	Fundamental frequency	Android: TrueTone Advanced Spectrum Analyzer PRO	93
	Sound generator Microphone	Measure the sound pressure profiles of standing waves inside a tube closed at one end, and visualize and analyze the formation of nodes and antinodes within the tube	Sound pressure level vs position	Frequency Oscope	94
Helmholtz resonator	Sound generator Microphone	Measure the acoustic response of a Helmholtz resonator using a glass beaker filled with different gases, and determine the speed of sound in different gases	Resonant frequency	iOS: Spektroskop Android: Advanced Spectrum Analyzer	95
		Study the Helmholtz resonance phenomenon in a kitchen setting, specifically the change in pitch of the sizzling sound produced in a frying pan as the lid is manipulated	Resonant frequency	iOS: SpectrumView NoiseGenerator	96
	Microphone Display and FFT analyzer	Investigate the phenomenon of side window buffeting in a car, where the airflow over an open window generates low-frequency, high-amplitude sound waves from a Helmholtz resonator model	Buffeting frequency Car speed	iOS: Spectrum View Android: AndroSensor	97
		Measure the resonant frequencies of a telescopic vacuum cleaner pipe at various lengths to calculate the speed of sound in air	Resonant frequency vs length of the pipe	Physics Toolbox, Phyphox, Spectroid or Advanced Spectrum	98
		Measure the resonance frequencies of a tea bottle acting as a Helmholtz resonator, demonstrating the relationship between the volume of air in the bottle and the frequency of sound produced	Resonant frequency vs air volume	Advanced Spectrum Analyzer PRO	99
Speed of sound	Sound generator Microphone	Measure the speed of sound in air by generating sound waves inside a pipe partially immersed in water	Wavelength vs position	Function generator SpectrumView	100
		Measure how long it takes for a sound signal to travel between two smartphones placed at a known distance apart	Time delay	Phyphox	101
		Measure the speed of sound in air by using a smartphone to generate and record sound waves inside a cardboard tube	Resonant frequency	Function Generator Smart Recorder	102
		Generate sound within a closed tube and measure the resulting sound intensity at various points to identify the resonant frequencies	Sound intensity vs resonant position	Frequency Generator iOS: Decibel X Android: Sound Meter	103

	Microphone	Measure the resonant frequencies of sound waves generated inside a telescopic vacuum cleaner pipe at different pipe lengths	Resonant frequency	Physics Toolbox Phyphox; Spectroid Advanced Spectrum	98
Doppler effect	Sound generator Microphone	Drop a smartphone emitting a constant frequency sound to measure the Doppler shift during free fall, to calculate the acceleration of gravity	Doppler shift vs fall time	Audacity, Test Tone Generator SPEAR	6
		Measure the Doppler shift of sound to calculate the speed of sound	Frequency shift	Audio Kit Spektro	104
	Microphone	Measure the Doppler effect in various types of linear motions	Frequency shift vs speed	Frequency Analyzer (Custom designed)	105

Table S3 A list of SmartIPLs for thermal physics

Physics Topics	Role of Smartphone	Brief description	Data Analysis	App Name	Ref.
Temperature	Video	Monitor and analyze the cooling process of a liquid to investigate Newton's Law of Cooling	Temperature vs time	Framelapse VidAnalysis	106
	Image	Monitor the cooling process of water in variously sized flasks to study the cooling curves and the application of Newton's law of cooling	Temperature vs time	Framelapse VidAnalysis	107
		Use everyday objects and simple sensors like Arduino boards and smartphones to explore concepts such as mechanical oscillations, light transmission, beam deformation, and heat loss	Rate of heat loss	Phyphox	57
	Display	Visualize and analyze the temperature distribution during the cooling of cylindrical bodies to compare lumped and non-lumped thermal behaviors	Temperature distribution	Flir Tools	108
	Display	Visualize and measure the formation of convection cells in a heated fluid layer to study Bénard-Marangoni instability	Wavelength vs fluid layer's thickness	Flir Tools	109

Table S4 A list of SmartIPLs for fluidics

Physics Topics	Role of Smartphone	Brief description	Data Analysis	App Name	Ref.
Pressure	Barometer	Measure atmospheric pressure at different heights to determine the density of air	Pressure vs height	Phyphox	110
		Measure and analyze the pressure changes during the inflation and deflation of a rubber balloon, comparing the results with theoretical predictions	Pressure vs time	Barometer Graph Physics Toolbox Sensor Suite SideSync	111
		Investigate the pressure changes experienced in a moving train as it travels through a tunnel	Pressure vs time	AndroSensor	112
		Investigate the relationship between depth and pressure in various fluids, and help students to derive Stevin's law and understand fluid pressure concepts	Pressure vs depth	Physics Toolbox Suite	113
		Measure the pressure exerted by water at different depths, allowing students to verify Stevin's law and explore the relationship between pressure and depth in a fluid	Pressure vs depth	Android: Physics Toolbox Sensor Suite, Sensor Suite, DS Barometer iOS: Barometer & Altimeter, Bar-o-Meter, Barometro Pro	114
		Simulate a space mission, allowing students to design and test prototypes that can withstand pressure differences, thereby understanding the concept of air pressure and its effects in a space environment	Air pressure change	Phyphox	
	Barometer GPS	Measure pressure and altitude by mounting a smartphone on a quadcopter, allowing students to compare the data with standard atmospheric models	Pressure vs altitude	AndroSensor	115
	Video	Record and analyze the oscillatory motion of fluid in a drinking straw when released from a capped state, modeling the dynamics using Newton's second law	Fluid level vs time	Tracker	72
Flow	Gyroscope Video	Analyze the parabolic shape formed by the free surface of a liquid in a rotating frame and to correlate the surface curvature with the angular velocity of the rotation	Concavity vs angular velocity	AndroSensor Tracker	116
	Video	Investigate the fluid draining process from a container, focusing on the effects of viscosity and the size of the draining hole on the fluid flow	Fluid height vs time	Tracker	117
Surface Tension	Image	Capture images of droplets suspended from a tube tip	Diameter of pendant droplet	ImageJ	118

		Photograph and analyze liquid surface waves, utilizing image recognition techniques to measure wave properties and calculate the liquid's surface tension coefficient	Wavelength and frequency	MATLAB	119
	Video	Measures the viscosity of air by recording and analyzing the motion of a soap film moving through a funnel	Distance vs time	ImageJ	120

Table S5 A list of SmartIPLs for electromagnetism

Physics Topics	Role of Smartphone	Brief description	Data Analysis	App Name	Ref.
Capacitor	Video	Utilizes hydraulic analogues of electrical circuits to visually demonstrate concepts like Ohm's law and the charging of a capacitor	Volume flow rate, hydraulic resistance, and hydraulic capacitance	ImageJ	121
	Light Meter	Measure the brightness of an LED in an RC circuit, providing an inexpensive method to study the capacitor's charge and discharge processes	LED intensity	Physics Toolbox Suite	122
	Microphone	Measure the RC time constant by analyzing the sound intensity decay as a capacitor discharge through a piezoelectric buzzer	Sound intensity vs time	Physics Toolbox Suite iNVH & Phyphox	123
Magnetic field	Magnetometer	Verify the Biot–Savart law by measuring the magnetic field produced by a short current-carrying segment and analyzing its dependence on current and distance	Magnetic field vs current & distance	Phyphox	124
		Measure the magnetic field of small magnets at different distances to explore the inverse cubic relationship between magnetic field strength and distance	Magnetic field vs distance	iOS: Magnetometer Android: Magnetometer Metal Detector, Physics Toolbox Magnetometer	125
		Measure the Earth's magnetic field components and calculate the magnetic dip angle to visualize the vector nature of the Earth's magnetic field	Different components of magnetic field	iOS: Magnetic Field Detector, Magnetometer, & Teslameter Android: Physics Toolbox Magnetometer & Bubble Level	126
		Measure and analyze the magnetic field strength produced by a circular current, allowing for a comparison between experimental data and theoretical predictions	Magnetic field vs location	Android: Sensor Box, 3D Compass, & Magnetometer	127
		Measure and analyze the magnetic field distribution of a linear quadrupole, providing a hands-on approach to understanding magnetic field variations in complex configurations	Magnetic field vs distance	iOS: Magnetometer Android: Physics Toolbox Sensor Suite	128, 129
		Measure the magnetic fields produced by small-scale analogs of accelerator magnets and compares these measurements with theoretical predictions and simulations	Magnetic field vs distance	Phyphox	130
	Magnetometer Accelerometer	Measure the magnetic field generated by a current-carrying coil and calculate the field's spatial dependence using data from the sensors	Magnetic field vs distance	Androsensor	131
	Magnetometer Video	Use a smartphone's magnetometer to measure magnetic field strength and its camera, combined with "Tracker", to determine	Magnetic field, radius of curvature of the electron's path	Keuwlsoft Gauss Meter Tracker	132

		the charge-to-mass ratio (e/m) of the electron by analyzing its curved trajectory in a magnetic field			
	Externally built teslameter	Construct a low-cost teslameter using an Arduino and a smartphone application to measure and analyze the magnetic field produced by a system of Helmholtz coils	Magnetic field vs current	Custom Built App.	133
	Magnetometer Accelerometer Gyroscope Camera	Employ smartphone sensors and augmented reality apps to enhance the visualization and understanding of three-dimensional magnetic fields and motion graphs	Visualize magnetic field vectors	Magna AR, LiDAR Motion, Physics Toolbox Sensor Suite	134
Faraday's Law	Magnetometer	Study Faraday's law of induction by measuring the time-dependent magnetic field and the corresponding induced electromotive force	Magnetic field vs time	Physics Toolbox Sensor Suite	135
	Video	Explore the effects of eddy currents on the motion of rare-earth magnets rolling down a conductive incline	Position of the magnet vs time	Avidemux	136
	Audio port	Construct an inductive metal detector using a smartphone's audio port to explore electromagnetic principles	Induced electromotive force	Android: Simple Tone Generator, SmartScope iOS: Audio Function Generator, SignalScope X	137

Table S6 A list of SmartIPLs for electronics

Physics Topics	Role of Smartphone	Brief description	Data Analysis	App Name	Ref.
Device	Signal Generator	Design a low-cost signal generator assembly using a smartphone or tablet with an amplifier circuit	Signal frequency & amplitude	Signal Generator	138
	Display	Convert a smartphone into a portable oscilloscope	Voltage vs frequency	SignalScope, AudioScope, & oScope	139
		To construct a virtual oscilloscope for measuring time constants in RC and LR circuits	Relaxation time constant	Oscium	140
Circuit	Signal generator Oscilloscope	Use two smartphones, one as a signal generator and the other as an oscilloscope, to study the frequency response and resonance behavior of an RLC series circuit	Voltage vs frequency	Physics Sensors Toolbox Suite Phyphox	141
	Headphone port	Measure temperature changes by interfacing smartphone with an external thermistor and analyzing signal amplitude variations	Amplitude of the returning sine wave	Custom built	142
	Optical flash	Use the smartphone's optical flash and photodiode sensors to teach about optical sensing, signal conditioning, and process control, including variable-frequency strobe modulation and Morse code transmission.	Output voltage		143
Digital Circuit		Use a smartphone-based augmented reality system to enhance the learning of digital electronics by automatically identifying logic gate ICs and displaying relevant circuit information	Relationships between various logic gate ICs	Custom built	144
	Accelerometer	Use a smartphone's accelerometer data and a Jupyter Notebook to introduce students to digital signal processing concepts through the practical application of the Discrete Fourier Transform on real-world vibration data	Frequency	Phyphox	145
	Microphone	Use a smartphone connected to an external microphone and a stethoscope chestpiece to record and analyze heart sounds	Heart rate	Custom built	146

Table S7 A list of SmartIPLs for optics

Physics Topics	Role of Smartphone	Brief description	Data Analysis	App Name	Ref.
Light Property	Light meter	Investigate the inverse square law by measuring how light intensity decreases with increasing distance from a point source	Light intensity vs distance	Physics Toolbox Sensor Suite	147
		Evaluate the luminous efficacy and efficiency of different optical sources using a smartphone's ambient light sensor	Light intensity vs distance	Sensor Box	148
		Measure the illuminance of a linear fluorescent tube, confirming that illuminance follows an inverse-distance law rather than the inverse-square law	Light intensity vs distance	Physics Toolbox Suite	149
	Light meter Gyroscope	Verify Malus' law by measuring the intensity of polarized light passing through a polarizer at various angles	Light intensity vs polarization angle	Physics Toolbox	150
	Video	Utilize video analysis with a smartphone to investigate Malus' law by measuring the intensity of polarized light as a function of the polarizer's angle	Light intensity vs polarization angle	Tracker	151
	Light source	Observe polarized light using a smartphone screen and human naked eye, demonstrating Haidinger's brush and the optical activity of various materials	Observe intensity change vs polarization angle	Haidinger's Brush	152
	Light meter	Measure Brewster's angle for different materials by analyzing the reflected light intensity at varying angles of incidence	Light intensity vs incident angle	Lux Meter Light Meter	153
Ray Optics	Camera	Determine the focal length of a smartphone camera by capturing and analyzing images of an object placed at different distances	Focal length		154
		Investigate the thin lens equation using a smartphone camera, exploring both its successes and limitations	Focal length	ImageJ	155
		Demonstrate a simple method for measuring the focal length of a smartphone camera lens using a ruler and image analysis	Object distance & height, image height in pixels		156
		Use water droplets on a tablet screen as convex lenses to verify the lens equation and lens-maker's equation through image analysis of magnified screen pixels	Magnification vs radius of water droplet lens	ImageJ	157
		Determine the focal length of both converging and diverging lenses through a two-step imaging method	Image height vs distance	ImageJ	158
	Camera GPS	Use smartphones, GPS, and 3D printing to demonstrate how local noon varies with longitude, thereby explaining the need for time zones	Shadow & time		159
Beer's Law	Camera	Measure the color of the liquid to determine the concentration of a solution	Color intensity change	ImageJ	160
	Light source Light meter	Demonstrate light absorption following the Beer-Lambert law and light scattering	Light intensity vs dye concentration	RGB ColorAssist	161

	Light meter	Create a low-cost, mobile, paper-based colorimeter that uses a smartphone's light sensor to measure absorbance and concentration of liquid dyes	Light transmission intensity		162
		Demonstrate the exponential decay of light intensity (following the Lambert law) as it passes through successive sheets of paper	Light transmission intensity	Physics Toolbox suite or Phyphox, Tracker	163
	Camera	Use a simple, low-cost setup for colorimetric and fluorometric analysis using smartphones	Color intensity	ColorGrab	164
Diffraction & Interference	Light source Grating Camera	Investigate the phenomenon of selective light transmittance in a glue stick, which appears white near a light source and gradually changes to orange and then red toward the opposite end	Light intensity vs distance of glue stick	Tracker	165
	Grating	Explore diffraction and interference patterns using smartphone screens as reflective diffraction gratings	Separation of diffraction spots		166
	Mirror	Construct a low-cost Mach-Zehnder interferometer using Lego, household items, and Arduino detectors to demonstrate the wave-like nature of light through visible fringe patterns sensitive to temperature-induced refractive index changes	Shift in interference fringes		167
	Video	Study a Michelson interferometer influenced by external sound	Interference pattern vs frequency	Phyphox and Physics Toolbox	168
Spectrometer	Camera	Use a 3D-printable spectrophotometer that integrates a smartphone camera to teach the principles of UV-Vis spectroscopy, such as the Beer-Lambert Law, by measuring the absorbance of light in various solutions	Intensity vs wavelength	ImageJ	169
		Utilize a smartphone-based spectrophotometer to teach principles of visible range spectroscopy	light intensity, absorbance, and transmittance of various solutions	Apache Cordova and Node.js	170
		Fabricate a low-cost, high-resolution smartphone spectrometer using paper-based housing, a lab-made narrow slit, and a holographic diffraction grating	Intensity vs wavelength	ImageJ	171
		Measure the light intensity and spectral characteristics of a heated tungsten filament, demonstrating the Planck radiation law and Wien's displacement law	Spectra of tungsten filament at different temperature	Physics Toolbox Phyphox	172
		Use a homemade spectrometer and a smartphone camera to measure the spectra of discrete and continuous light sources	Intensity vs wavelength		173
		Make a sinusoidal diffraction grating using a holographic method and then using a smartphone-based optical spectrograph to observe and analyze optical spectra	Intensity vs wavelength		174

		Use a low-cost apparatus comprising laser diodes, diffraction gratings, and a smartphone to measure the Raman spectrum of water by detecting the inelastically scattered light	Intensity vs Raman shift	ImageJ Tracker	175
Others	Camera Display	Investigate the principles of additive color mixing and color reproduction using smartphone displays and digital cameras	Spectral composition of colors		176
	Camera	Demonstrate how to use a smartphone for fundus photography, allowing students to explore the principles of ophthalmoscopy and understand the optical setup needed to observe the retina	Capture clear images of the eye's fundus		177
		Use a smartphone with a 3D-printed magnification attachment to distinguish between the functionalities of a magnifying glass and a microscope	Photograph		178

Table S8 A list of SmartIPLs for modern physics

Role of Smartphone	Brief description	Data Analysis	App Name	Ref.
Camera	Demonstrate how smartphones and tablet PCs can be employed for β^- spectroscopy, using their camera sensors to detect β^- radiation and analyze the energy and intensity of electrons emitted by a radioactive source	Intensity of β^- radiation	RadioactivityCounter	¹⁷⁹
	Measure the light intensity and spectral characteristics of a heated tungsten filament, demonstrating the Planck radiation law and Wien's displacement law	Spectra of tungsten filament at different temperature	Physics Toolbox Phyphox	¹⁷²
	Use a smartphone-based device to perform surface plasmon resonance imaging for real-time mapping of concentration distributions near solid-liquid interfaces	SPR intensity vs target concentration	MATLAB Simulink	¹⁸⁰

Table S9 A list of SmartIPLs for astronomy

Role of Smartphone	Brief description	Data Analysis	App Name	Ref.
Video	Observe and record the transit of the International Space Station to calculate its orbital velocity through video analysis and basic astronomical measurements	Angular velocity & orbital velocity		¹⁸¹ , ¹⁸²
Light meter	Utilize a smartphone's light sensor to simulate and analyze planetary transits	Light flux vs time	Physics Toolbox Sensor Suite	¹⁸³
	Measure changes in luminosity on a globe model, helping students understand how Earth's axial tilt and latitude affect seasonal variations in sunlight	Light flux vs latitude	Galactica Luxmeter	¹⁸⁴
Magnetometer	Perform classroom-sized geophysical experiments by mimicking magnetic surveys, enabling students to learn about magnetic field anomalies and data processing	Magnetic field components	MATLAB Mobile	¹⁸⁵
Camera	Use smartphone to take photographs of the Moon through a telescope to teach about non-Euclidean geometry by calculating lunar surface features like crater diameters and mountain ranges	Distances between craters, diameters of craters, & areas of lunar features	GeoGebra	¹⁸⁶
Light meter Accelerometer	Conduct home-based astronomy experiments that model exoplanet detection and analysis	Illuminance vs time	Phyphox SPARKvue, PocketLabs	¹⁸⁷

References

1. L. A. Testoni and G. Brockington, "The use of smartphones to teach kinematics: An inexpensive activity," *Physics Education* **51**, 063008 (2016).
2. A. Y. Nuryantini, A. Sawitri and B. W. Nuryadin, "Constant speed motion analysis using a smartphone magnetometer," *Physics Education* **53** (6) (2018).
3. J. S. Ardid-Ramírez, S. Marquez and M. Ardid Ramírez, "Use of sound recordings and analysis for physics lab practices," *INTED2021 Proceedings*, 7687-7693 (2021).
4. C. Karakotsou and I. Zafiriadis, "Teaching uniform linear motion using an Arduino sensor and a smartphone device," *Physics Education* **58** (2) (2023).
5. P. Martín Ramos, M. Ramos Silva and P. S. P. d. Silva, "Smartphones in the teaching of Physics Laws: Projectile motion," *RIED. Revista Iberoamericana de Educación a Distancia* (2017).
6. P. Vogt, J. Kuhn and S. Müller, "Experiments Using Cell Phones in Physics Classroom Education: The Computer-Aided g Determination," *The Physics Teacher* **49** (6), 383-384 (2011).
7. P. Vogt and J. Kuhn, "Analyzing free fall with a smartphone acceleration sensor," *Phys. Teach.* **50**, 182–183 (2012).
8. J. Kuhn and P. Vogt, "Smartphones as experimental tools: Different methods to determine the gravitational acceleration in classroom physics by using everyday devices," *European Journal of Physics Education* **4** (1), 16-27 (2013).
9. A. Abdulayeva, presented at the 2021 IEEE International Conference on Smart Information Systems and Technologies (SIST), 2021 (unpublished).
10. A. Mazzella and I. Testa, "An investigation into the effectiveness of smartphone experiments on students' conceptual knowledge about acceleration," *Physics education* **51** (5), 055010 (2016).
11. P. Vogt and J. Kuhn, "Acceleration sensors of smartphones," *Frontiers in Sensors* **2**, 1-9 (2014).
12. J. Kuhn, P. Vogt and F. Theilmann, "Going nuts: Measuring free-fall acceleration by analyzing the sound of falling metal pieces," *The Physics Teacher* **54** (3), 182-183 (2016).
13. J. Kim, L. Bouman, F. Cayruth, C. Elliott, B. Francis, E. Gogo, C. Hyman, A. Marshall, J. Masters and W. Olano, "A measurement of gravitational acceleration using a metal ball, a ruler, and a smartphone," *The Physics Teacher* **58** (3), 192-194 (2020).
14. J. Zhang, J. Zhang, Q. Chen, X. Deng and W. Zhuang, "Measurement of g Using a Steel Ball and a Smartphone Acoustic Stopwatch," *The Physics Teacher* **61** (1), 74-75 (2023).
15. K. Forinash and R. F. Wisman, "Photogate timing with a smartphone," *The Physics Teacher* **53** (4), 234-235 (2015).
16. S. Kapucu, "Finding the acceleration and speed of a light-emitting object on an inclined plane with a smartphone light sensor," *Physics Education* **52** (5) (2017).
17. M. Monteiro and A. C. Martí, "Using smartphone pressure sensors to measure vertical velocities of elevators, stairways, and drones," *Physics Education* **52** (1), 015010 (2017).
18. P. Pathak and Y. Patel, "Analyzing a Free-Falling Magnet to Measure Gravitational Acceleration Using a Smartphone's Magnetometer," *The Physics Teacher* **60** (6), 441-443 (2022).
19. M. Santamaría Lezcano, E. S. Cruz de Gracia and T. J. A. Mori, "Gravitational Acceleration—A Smartphone Approach with the Magnetic Ruler," *The Physics Teacher* **62** (3), 191-193 (2024).

20. J. Kuhn and P. Vogt, "Applications and examples of experiments with mobile phones and smartphones in physics lessons," *Frontiers in Sensors* **1** (4), 67-73 (2013).
21. S. L. Bevill and K. K. Bevill, 2015 (unpublished).
22. P. Klein, J. Kuhn, A. Müller and S. Gröber, in *Multidisciplinary research on teaching and learning* (Springer, 2015), pp. 270-288.
23. D. Howard and M. Meier, "Meeting laboratory course learning goals remotely via custom home experiment kits," *The Physics Teacher* **59** (6), 404-409 (2021).
24. O. Schwarz, P. Vogt and J. Kuhn, "Acoustic measurements of bouncing balls and the determination of gravitational acceleration," *The Physics Teacher* **51** (5), 312-313 (2013).
25. C. Baldock and R. Johnson, "Investigation of kinetic friction using an iPhone," *Physics Education* **51** (6), 065005 (2016).
26. S. Tsoukos, P. Lazos, P. Tzamalīs, A. Kateris and A. Velentzas, "How Effectively Can Students' Personal Smartphones be Used as Tools in Physics Labs?," *International Journal of Interactive Mobile Technologies* **15** (14) (2021).
27. A. Çoban and M. Erol, "Teaching and determination of kinetic friction coefficient using smartphones," *Physics Education* **54**, 025019 (2019).
28. C. Fahsl and P. Vogt, "Determination of the drag resistance coefficients of different vehicles," *The Physics Teacher* **56** (5), 324-325 (2018).
29. P. Pathak and Y. Patel, "Determination of the friction coefficient of an inclined plane using the Doppler effect and smartphones," *Physics Education* **55** (6) (2020).
30. S. Kapucu, "A simple experiment to measure the maximum coefficient of static friction with a smartphone," *Physics Education* **53** (5), 053006 (2018).
31. M. Kousloglou, A. Molohidis, K. Nikolopoulou and E. Hatzikraniotis, "Mobile inquiry-based science learning (m-IBSL): Employment of the Phyphox application for an experimental study of friction," *Teaching Science* **68** (2), 14-18 (2022).
32. P. Vogt and J. Kuhn, "Analyzing radial acceleration with a smartphone acceleration sensor," *Physics Teacher* **51** (3), 182-183 (2013).
33. K. Hochberg, S. Gröber, J. Kuhn and A. Müller, "The spinning disc: studying radial acceleration and its damping process with smartphone acceleration sensors," *Physics Education* **49** (2), 137 (2014).
34. M. Loth, C. Gibbons, S. Belaiter and J. B. Clarage, "Stable and Unstable Rotational Dynamics of a Smartphone," *Physics Teacher* **55** (7), 431-434 (2017).
35. A. Shakur and J. Kraft, "Measurement of Coriolis Acceleration with a Smartphone," *The Physics Teacher* **54** (5), 288-290 (2016).
36. M. Monteiro, C. Cabeza and A. C. Martí, "Exploring phase space using smartphone acceleration and rotation sensors simultaneously," *European Journal of Physics* **35** (4) (2014).
37. M. Monteiro, C. Cabeza, C. Stari and A. C. Martí, "Smartphone sensors and video analysis: two allies in the physics laboratory battle field," *Journal of Physics: Conference Series* **1929** (1) (2021).
38. S. Z. Lahme, P. Klein, A. Lehtinen, A. Müller, P. Pirinen, A. Susac and B. Tomrlin, presented at the PhyDid B: Didaktik der Physik: Beiträge zur DPG-Frühjahrstagung, 2022 (unpublished).
39. M. Monteiro, C. Cabeza, A. C. Martí, P. Vogt and J. Kuhn, in *Smartphones as Mobile Minilabs in Physics* (2022), pp. 107-111.

40. M. Patrinoopoulos and C. Kefalis, "Angular velocity direct measurement and moment of inertia calculation of a rigid body using a smartphone," *Physics Teacher* **53** (9), 564-565 (2015).
41. R. Pörn and M. Braskén, "Interactive modeling activities in the classroom—rotational motion and smartphone gyroscopes," *Physics Education* **51** (6) (2016).
42. M. S. Wheatland, T. Murphy, D. Naoumenko, D. v. Schijndel and G. Katsifis, "The mobile phone as a free-rotation laboratory," *American Journal of Physics* **89** (4), 342-348 (2021).
43. F. Tornarí, M. Monteiro and A. C. Marti, "Understanding coffee spills using a smartphone," *Physics Teacher* **52** (8), 502-503 (2014).
44. U. Pili and R. Violanda, "Measuring average angular velocity with a smartphone magnetic field sensor," *The Physics Teacher* **56** (2), 114-115 (2018).
45. A. Barrera-Garrido, "A smartphone inertial balance," *Physics Teacher* **55** (4), 248-249 (2017).
46. P. Klein, A. Müller, S. Gröber, A. Molz and J. Kuhn, "Rotational and frictional dynamics of the slamming of a door," *American Journal of Physics* **85** (1), 30-37 (2017).
47. D. Lopez, I. Caprile, F. Corvacho and O. Reyes, "Study of a variable mass Atwood's machine using a smartphone," *The Physics Teacher* **56** (3), 182-183 (2018).
48. I. Salinas, M. H. Gimenez, J. A. Monsoriu and J. A. Sans, "Demonstration of the parallel axis theorem through a smartphone," *Physics Teacher* **57** (5), 340-341 (2019).
49. R. Hurtado-Velasco, Y. Villota-Narvaez, D. Florez and H. Carrillo, "Video analysis-based estimation of bearing friction factors," *European Journal of Physics* **39** (6) (2018).
50. C. Puttharugsa, S. Khemmani, P. Utayarat and W. Luangtip, "Investigation of the rolling motion of a hollow cylinder using a smartphone," *European Journal of Physics* **37** (5) (2016).
51. P. Wattanayotin, C. Puttharugsa and S. Khemmani, "Investigation of the rolling motion of a hollow cylinder using a smartphone's digital compass," *Physics Education* **52** (4), 045009 (2017).
52. U. Dilek and S. K. Şengören, "A new position sensor to analyze rolling motion using an iPhone," *Physics Education* **54** (4) (2019).
53. J. Carlos Castro-Palacio, L. Velázquez-Abad, M. H. Giménez and J. A. Monsoriu, "Using a mobile phone acceleration sensor in physics experiments on free and damped harmonic oscillations," *American Journal of Physics* **81** (6), 472-475 (2013).
54. J. Kuhn and P. Vogt, "Analyzing spring pendulum phenomena with a smart-phone acceleration sensor," *The Physics Teacher* **50** (8), 504-505 (2012).
55. J. A. Sans, F. J. Manjón, A. L. J. Pereira, J. A. Gomez-Tejedor and J. A. Monsoriu, "Oscillations studied with the smartphone ambient light sensor," *European Journal of Physics* **34** (6), 1349-1354 (2013).
56. U. Pili, "A dynamic-based measurement of a spring constant with a smartphone light sensor," *Physics Education* **53** (3) (2018).
57. F. Bouquet, C. Dauphin, F. Bernard and J. Bobroff, "Low-cost experiments with everyday objects for homework assignments," *Physics Education* **54** (2), 025001 (2019).
58. M. H. Giménez, I. Salinas, J. A. Monsoriu and J. C. Castro-Palacio, "Direct Visualization of Mechanical Beats by Means of an Oscillating Smartphone," *Physics Teacher* **55** (7), 424-425 (2017).
59. D. Nichols, "Measuring Mass with a Rubber Band and a Smartphone," *The Physics Teacher* **60** (7), 608-609 (2022).
60. J. Kuhn, "Relevant Information About Using a Mobile Phone Acceleration Sensor in Physics Experiments," *American Journal of Physics* **82** (2), 94-94 (2014).

61. W.-K. Wong, T.-K. Chao, P.-R. Chen, Y.-W. Lien and C.-J. Wu, "Pendulum experiments with three modern electronic devices and a modeling tool," *Journal of Computers in Education* **2** (1), 77-92 (2015).
62. E. Momox and C. Ortega De Maio, "Computer-based learning in an undergraduate physics course: Interfacing a mobile phone and matlab to study oscillatory motion," *American Journal of Physics* **88** (7), 535-541 (2020).
63. J. C. Sanders, "The effects of projectile mass on ballistic pendulum displacement," *American Journal of Physics* **88** (5), 360-364 (2020).
64. S. Reinhold and M. Ziese, "Frequency doubling in a pendulum," *European Journal of Physics* **42** (2) (2021).
65. X. Deng, J. Zhang, Q. Chen, J. Zhang and W. Zhuang, "Measurement of g using a pendulum and a smartphone proximity sensor," *The Physics Teacher* **59** (7), 584-585 (2021).
66. A. Kaps, T. Splith and F. Stallmach, "Shear Modulus Determination Using the Smartphone in a Torsion Pendulum," *Physics Teacher* **59** (4), 268-271 (2021).
67. T. Splith, A. Kaps and F. Stallmach, "Phase plot of a gravity pendulum acquired via the MEMS gyroscope and magnetic field sensors of a smartphone," *American Journal of Physics* **90** (4), 314-316 (2022).
68. R. Mathevet, N. Lamrani, L. Martin, P. Ferrand, J. P. Castro, P. Marchou and C. M. Fabre, "Quantitative analysis of a smartphone pendulum beyond linear approximation: A lockdown practical homework," *American Journal of Physics* **90** (5), 344-350 (2022).
69. A.-M. Pendrill, "Serious physics on a playground swing—with toys, your own body, and a smartphone," *The Physics Teacher* **61** (5), 355-359 (2023).
70. J. Kuhn, P. Vogt and A. Müller, "Analyzing elevator oscillation with the smartphone acceleration sensors," *Physics Teacher* **52** (1), 55-56 (2014).
71. L. Tuset-Sanchis, J. C. Castro-Palacio, J. A. Gómez-Tejedor, F. J. Manjón and J. A. Monsoriu, "The study of two-dimensional oscillations using a smartphone acceleration sensor: example of Lissajous curves," *Physics Education* **50** (5), 580-586 (2015).
72. R. P. Smith and E. H. Matlis, "Gravity-driven fluid oscillations in a drinking straw," *American Journal of Physics* **87** (6), 433-435 (2019).
73. J. C. Castro-Palacio, L. Velázquez-Abad, F. Giménez and J. A. Monsoriu, "A quantitative analysis of coupled oscillations using mobile accelerometer sensors," *European Journal of Physics* **34** (3), 737-744 (2013).
74. Y. T. Wang, X. T. Duan, M. Z. Shao, C. L. Wang and H. Zhang, "An asymmetrical double torsion pendulum for studying coupled harmonic motion," *American Journal of Physics* **88** (9), 760-768 (2020).
75. M. Monteiro, C. Cabeza and A. C. Marti, "Rotational energy in a physical pendulum," *The Physics Teacher* **52** (3), 180-181 (2014).
76. M. Kubsch, J. Nordine and D. Hadinek, "Using smartphone thermal cameras to engage students' misconceptions about energy," *The Physics Teacher* **55** (8), 504-505 (2017).
77. T. Pierratos and H. M. Polatoglou, "Study of the conservation of mechanical energy in the motion of a pendulum using a smartphone," *Physics Education* **53** (1) (2018).
78. W. Namchanthra, S. Khemmani, S. Wicharn, S. Plaipichit, C. Pipatpanukul and C. Puttharugsa, "Analyzing a torsion pendulum using a smartphone's sensors: mechanical energy conservation approach," *Physics Education* **54** (6) (2019).
79. J. Kuhn and P. Vogt, "Analyzing acoustic phenomena with a smartphone microphone," *Physics Teacher* **51** (2), 118-119 (2013).

80. A. Müller, P. Vogt, J. Kuhn and M. Müller, "Cracking knuckles - A smartphone inquiry on bioacoustics," *Physics Teacher* **53** (5), 307-308 (2015).
81. M. A. González and M. A. González, "Smartphones as experimental tools to measure acoustical and mechanical properties of vibrating rods," *European Journal of Physics* **37** (4) (2016).
82. C. Florea, "Brief Analysis of Sounds Using a Smartphone," *Physics Teacher* **57** (4), 214-215 (2019).
83. E. Macho-Stadler and M. J. Elejalde-Garcia, "Measuring the Acoustic Response of Classrooms with a Smartphone," *The Physics Teacher* **58** (8), 585-588 (2020).
84. K. Ludwig-Petsch and J. Kuhn, "Shepard scale produced and analyzed with mobile devices," *Physics Teacher* **59** (5), 378-379 (2021).
85. O. Robin, "Teaching acoustics using smartphones," *Canadian Acoustics* **50** (3), 28-29 (2022).
86. A. Y. Nuryantini, R. Zakwandi and M. A. Ariyuda, in *THE 4TH INTERNATIONAL CONFERENCE ON LIFE SCIENCE AND TECHNOLOGY (ICoLiST)* (2023).
87. J. Allen, A. Boucher, D. Meggison, K. Hruby and J. Vesenka, "Inexpensive Audio Activities: Earbud-based Sound Experiments," *The Physics Teacher* **54** (8), 500-502 (2016).
88. S. H. Hawley and R. E. McClain, "Visualizing Sound Directivity via Smartphone Sensors," *Physics Teacher* **56** (2), 72-74 (2018).
89. M. Osorio, C. Pereyra, D. Gau and A. Laguarda, "Measuring and characterizing beat phenomena with a smartphone," *European Journal of Physics* **39** (2), 025708 (2018).
90. A. A. Gallitto, O. R. Battaglia, G. Cavallaro, G. Lazzara, L. Lisuzzo and C. Fazio, "Exploring historical scientific instruments by using mobile media devices," *The Physics Teacher* **60** (3), 202-206 (2022).
91. S. O. Parolin and G. Pezzi, "Kundt's tube experiment using smartphones," *Physics Education* **50** (4), 443-447 (2015).
92. M. Hirth, S. Gröber, J. Kuhn and A. Müller, "Harmonic Resonances in Metal Rods – Easy Experimentation with a Smartphone and Tablet PC," *The Physics Teacher* **54** (3), 163-167 (2016).
93. N. Z. Abidin and S. Tho, "The development of an innovative resonance experiment using smartphones with free mobile software applications for tertiary education," *International Journal of Education and Development using ICT* **14** (1) (2018).
94. A. A. Soares, R. F. Cantão, J. B. Pinheiro Jr and F. G. Castro, "Sound waves in a tube: measuring sound pressure profiles using smartphones," *Physics Education* **57** (5) (2022).
95. M. Monteiro, A. C. Marti, P. Vogt, L. Kasper and D. Quarthal, "Measuring the acoustic response of Helmholtz resonators," *The Physics Teacher* **53** (4), 247-249 (2015).
96. L. Darmendrail and A. Müller, "Helmholtz in the kitchen: a frying pan as a volume resonator," *European Journal of Physics* **41** (3) (2020).
97. M. Hirth, A. Müller and J. Kuhn, "Side window buffeting: a smartphone investigation on a car trip," *European Journal of Physics* **42** (6) (2021).
98. M. Monteiro, C. Stari and A. C. Martí, "A home-lab experiment: resonance and sound speed using telescopic vacuum cleaner pipes," *Physics Education* **58** (1) (2022).
99. M. Monteiro, C. Stari, C. Cabeza and A. C. Marti, "A bottle of tea as a universal Helmholtz resonator," *The Physics Teacher* **56** (9), 644-645 (2018).
100. A. Yavuz, "Measuring the speed of sound in air using smartphone applications," *Physics Education* **50** (3), 281-284 (2015).

101. S. Staacks, S. Hütz, H. Heinke and C. Stampfer, "Simple Time-of-Flight Measurement of the Speed of Sound Using Smartphones," *The Physics Teacher* **57** (2), 112-113 (2019).
102. S. Hellesund, "Measuring the speed of sound in air using a smartphone and a cardboard tube," *Physics Education* **54** (3) (2019).
103. T. Thongsuk and A. Intanin, "Smartphones as detector the speed of sound: A classroom explanation and demonstration," *Journal of Physics: Conference Series* **2145** (1) (2021).
104. P. Klein, M. Hirth, S. Gröber, J. Kuhn and A. Müller, "Classical experiments revisited: smartphones and tablet PCs as experimental tools in acoustics and optics," *Physics Education* **49**, 412 - 418 (2014).
105. J. A. Gómez-Tejedor, J. C. Castro-Palacio and J. A. Monsoriu, "The acoustic Doppler effect applied to the study of linear motions," *European Journal of Physics* **35** (2) (2014).
106. P. Martín-Ramos, M. Susano, P. S. P. d. Silva and M. R. Silva, in *Proceedings of the 5th International Conference on Technological Ecosystems for Enhancing Multiculturality* (2017), pp. 1-5.
107. M. R. Silva, P. Martín-Ramos and P. P. da Silva, "Studying cooling curves with a smartphone," *The Physics Teacher* **56** (1), 53-55 (2018).
108. S. Oss, "Infrared visualization of lumped and non-lumped thermal transient processes in an introductory laboratory," *European Journal of Physics* **42** (1) (2021).
109. R. Guido, M. Dutra, M. Monteiro and A. C. Marti, "Seeing the invisible: convection cells revealed with thermal imaging," *European Journal of Physics* **44** (5) (2023).
110. S. Wye, "Teaching remote laboratories using smart phone sensors: determining the density of air," *Physics Education* **58** (1), 015002 (2022).
111. J. Vandermarlière, "On the inflation of a rubber balloon," *The Physics Teacher* **54** (9), 566-567 (2016).
112. A. Müller, M. Hirth and J. Kuhn, "Tunnel pressure waves—A smartphone inquiry on rail travel," *The Physics Teacher* **54** (2), 118-119 (2016).
113. R. E. Vieyra, C. Vieyra and S. Macchia, "Kitchen Physics: Lessons in Fluid Pressure and Error Analysis," *The Physics Teacher* **55** (2), 87-90 (2017).
114. S. Macchia, "Analyzing Stevin's law with the smartphone barometer," *The Physics Teacher* **54** (6), 373-373 (2016).
115. M. Monteiro, P. Vogt, C. Stari, C. Cabeza and A. C. Marti, "Exploring the atmosphere using smartphones," *The Physics Teacher* **54** (5), 308-309 (2016).
116. M. Monteiro, F. Tornarí and A. C. Martí, "Experimental analysis of the free surface of a liquid in a rotating frame," *European Journal of Physics* **41** (3) (2020).
117. P. Dam-O, T. Eadkong and P. Channuie, "Lab at Home of fluid draining with Tracker," arXiv preprint arXiv:2203.07894 (2022).
118. N. A. Goy, Z. Denis, M. Lavaud, A. Grolleau, N. Dufour, A. Deblais and U. Delabre, "Surface tension measurements with a smartphone," *Physics Teacher* **55** (8), 498-499 (2017).
119. M. X. Wei, S. Huang, J. Wang, H. H. Li, H. J. Yang and S. H. Wang, "The study of liquid surface waves with a smartphone camera and an image recognition algorithm," *European Journal of Physics* **36** (6) (2015).
120. A. Delvert, P. Panizza and L. Courbin, "Measuring the viscosity of air with soapy water, a smartphone, a funnel, and a hose: An experiment for undergraduate physics students," *American Journal of Physics* **90** (1), 64-70 (2022).
121. J. S. Bobowski, "Hydraulic Analogues Illustrating the Charging of a Capacitor and Ohm's Law: Labs for Online Learning Environments," *The Physics Teacher* **59** (7), 560-565 (2021).

122. R. Hurtado-Gutiérrez and Á. Tejero, "Measuring capacitor charge and discharge using an LED and a smartphone," *European Journal of Physics* **44** (6) (2023).
123. J. R. Groff, "Estimating RC Time Constants Using Sound," *The Physics Teacher* **57** (6), 393-396 (2019).
124. J. Lincoln, "Biot–Savart law with a smartphone: Phyphox app," *The Physics Teacher* **62** (1), 72-73 (2024).
125. E. Arribas, I. Escobar, C. P. Suarez, A. Najera and A. Beléndez, "Measurement of the magnetic field of small magnets with a smartphone: a very economical laboratory practice for introductory physics courses," *European Journal of Physics* **36** (6) (2015).
126. S. Arabasi and H. Al-Taani, "Measuring the Earth's magnetic field dip angle using a smartphone-aided setup: a simple experiment for introductory physics laboratories," *European Journal of Physics* **38** (2) (2017).
127. Y. Ogawara, S. Bhari and S. Mahrley, "Observation of the magnetic field using a smartphone," *Physics Teacher* **55** (3), 184-U194 (2017).
128. I. Escobar, R. Ramirez-Vazquez, J. Gonzalez-Rubio, A. Belendez and E. Arribas, "Magnetic Field of a Linear Quadrupole Using the Magnetic Sensors Inside the Smartphones," (2018).
129. I. Escobar, R. Ramirez-Vazquez, J. Gonzalez-Rubio, A. Belendez and E. Arribas, "Smartphones Magnetic Sensors within Physics Lab," (2018).
130. K. D. Sullivan, A. Sen and M. C. Sullivan, "Investigating the magnetic field outside small accelerator magnet analogs via experiment, simulation, and theory," *American Journal of Physics* **91** (6), 432-439 (2023).
131. M. Monteiro, C. Stari, C. Cabeza and A. C. Marti, "Magnetic field 'flyby' measurement using a smartphone's magnetometer and accelerometer simultaneously," *Physics Teacher* **55** (9), 580-581 (2017).
132. M. Pirbhai, "Smartphones and Tracker in the e/m experiment," *Physics Education* **55** (1), 015001 (2019).
133. A. Ouariach, M. El Hadi, A. El Moussaouy, A. Hachmi, H. Magrez and D. Bria, "Development of an educational low-cost teslameter by using Arduino and Smartphone application," *Physics Education* **55** (3) (2020).
134. R. E. Vieyra, C. Megowan-Romanowicz, D. J. O'Brien, C. Vieyra and M. C. Johnson-Glenberg, in *Theoretical and Practical Teaching Strategies for K-12 Science Education in the Digital Age* (2023), pp. 131-152.
135. A. A. Soares and T. O. Reis, "Studying Faraday's law of induction with a smartphone and personal computer," *Physics Education* **54** (5), 055006 (2019).
136. F. G. Tomasel and M. C. Marconi, "Rolling magnets down a conductive hill: Revisiting a classic demonstration of the effects of eddy currents," *American Journal of Physics* **80** (9), 800-803 (2012).
137. G. A. Sobral, "Development of a metal detector for smartphones and its use in the teaching laboratory," *Physics Education* **53** (4), 045006 (2018).
138. S. R. Pathare, M. K. Raghavendra and S. Huli, "Low-Cost Alternative for Signal Generators in the Physics Laboratory," *The Physics Teacher* **55** (5), 301-305 (2017).
139. K. Forinash and R. F. Wisman, "Smartphones as portable oscilloscopes for physics labs," *The Physics Teacher* **50** (4), 242-243 (2012).
140. R. Ramos and C. Devers, "The iPad as a virtual oscilloscope for measuring time constants in RC and LR circuits," *Physics Education* **55** (2), 023003 (2020).

141. I. Torriente-García, A. C. Martí, M. Monteiro, C. Stari, J. C. Castro-Palacio and J. A. Monsoriu, "RLC series circuit made simple and portable with smartphones," *Physics Education* **59** (1) (2023).
142. K. Forinash and R. F. Wisman, "Smartphones—Experiments with an External Thermistor Circuit," *The Physics Teacher* **50** (9), 566-567 (2012).
143. S. Dyer, presented at the 2018 ASEE Zone IV Conference, 2018 (unpublished).
144. C. Avilés-Cruz and J. Villegas-Cortez, "A smartphone-based augmented reality system for university students for learning digital electronics," *Computer Applications in Engineering Education* **27** (3), 615-630 (2019).
145. P. Pirinen, P. Klein, S. Z. Lahme, A. Lehtinen, L. Rončević and A. Susac, "Exploring digital signal processing using an interactive Jupyter notebook and smartphone accelerometer data," *European Journal of Physics* **45** (1) (2023).
146. T. Nagy, G. Vadai and Z. Gingl, "Digital phonocardiographic experiments and signal processing in multidisciplinary fields of university education," *European Journal of Physics* **38** (5) (2017).
147. B. Cobb, presented at the Astronomical Society of the Pacific Conference Series, 2022 (unpublished).
148. J. A. Sans, J. Gea-Pinal, M. H. Gimenez, A. R. Esteve, J. Solbes and J. A. Monsoriu, "Determining the efficiency of optical sources using a smartphone's ambient light sensor," *European Journal of Physics* **38** (2) (2017).
149. I. Salinas, M. H. Giménez, J. A. Monsoriu and J. C. Castro-Palacio, "Characterization of linear light sources with the smartphone's ambient light sensor," *Physics Teacher* **56** (8), 562-563 (2018).
150. M. Monteiro, C. Stari, C. Cabeza and A. C. Martí, "The polarization of light and Malus' law using smartphones," *The Physics Teacher* **55** (5), 264-266 (2017).
151. T. Rosi and P. Onorato, "Video analysis-based experiments regarding Malus' law," *Physics Education* **55** (4) (2020).
152. L. J. Thoms, G. Colicchia and R. Girwidz, "Using the Naked Eye to Analyze Polarized Light From a Smartphone," *Physics Teacher* **59** (5), 337-339 (2021).
153. C.-M. Chiang and H.-Y. Cheng, "Use smartphones to measure Brewster's angle," *The Physics Teacher* **57** (2), 118-119 (2019).
154. A. Girot, N.-A. Goy, A. Vilquin and U. Delabre, "Studying Ray Optics with a Smartphone," *The Physics Teacher* **58** (2), 133-135 (2020).
155. M. C. Sullivan, "Using a smartphone camera to explore ray optics beyond the thin lens equation," *American Journal of Physics* **90** (8), 610-616 (2022).
156. J. Wang and W. Q. Sun, "Measuring the focal length of a camera lens in a smart-phone with a ruler," *Physics Teacher* **57** (1), 54-54 (2019).
157. J. Freeland, V. R. Krishnamurthi and Y. Wang, "Learning the lens equation using water and smartphones/tablets," *The Physics Teacher* **58** (5), 360-361 (2020).
158. Y. S. Phang and Y. Zhao, "Determining the Focal Length of Converging and Diverging Lenses Using a Smartphone," *The Physics Teacher* **60** (8), 703-705 (2022).
159. W. Baird, J. Secrest, C. Padgett, W. Johnson and C. Hagrelius, "Smartphones and Time Zones," *The Physics Teacher* **54** (6), 351-353 (2016).
160. M. Mitsushio, "Laboratory-on-a-Smartphone," *Analytical Sciences* **36** (2), 141-142 (2019).

161. K. Malisorn, S. Wicharn, S. Plaipichit, C. Pipatpanukul, N. Hounkamhang and C. Puttharugsa, "Demonstration of light absorption and light scattering using smartphones," *Physics Education* **55** (1) (2020).
162. A. Nuryantini, B. Nuryadin and U. Umairah, presented at the IOP Conference Series: Materials Science and Engineering, 2021 (unpublished).
163. P. Onorato, T. Rosi, E. Tufino, C. Caprara and M. Malgieri, "Using smartphone cameras and ambient light sensors in distance learning: the attenuation law as experimental determination of gamma correction," *Physics Education* **56** (4) (2021).
164. K. V. Oskolok, O. V. Monogarova and A. V. Garmay, "Molecular Optical Analyzers Based on Smartphones for High School and Universities," *Journal of Chemical Education* **98** (6), 1937-1945 (2021).
165. P. Onorato, T. Rosi, E. Tufino, S. Toffaletti and M. Malgieri, "Selective Light Transmittance in a Glue Stick During a Distance Lab," *The Physics Teacher* **62** (3), 219-222 (2024).
166. K. Rabosky, C. Inglefield and K. Spirito, "Interference and Diffraction in Modern Technology: A New Approach for an Introductory Physics Laboratory Experiment," *The Physics Teacher* **58** (9), 646-648 (2020).
167. L. Feenstra, C. Julia and P. Logman, "A Lego® Mach-Zehnder interferometer with an Arduino detector," *Physics Education* **56** (2) (2021).
168. E. Tufino, L. Gratton and S. Oss, "Two simple experiments using FFT with digital devices in the introductory physics laboratory," *The Physics Educator* **5** (03), 2350013 (2023).
169. E. K. Grasse, M. H. Torcasio and A. W. Smith, "Teaching UV-Vis spectroscopy with a 3D-printable smartphone spectrophotometer," *Journal of Chemical Education* **93** (1), 146-151 (2016).
170. C. Balado Sánchez, R. P. Díaz Redondo, A. Fernández Vilas and A. M. Sánchez Bermúdez, "Spectrophotometers for labs: A cost-efficient solution based on smartphones," *Computer Applications in Engineering Education* **27** (2), 371-379 (2018).
171. Y.-G. Ju, "Fabrication of a low-cost and high-resolution papercraft smartphone spectrometer," *Physics Education* **55** (3), 035005 (2020).
172. P. Onorato, T. Rosi, E. Tufino, C. Caprara and M. Malgieri, "Quantitative experiments in a distance lab: studying blackbody radiation with a smartphone," *European Journal of Physics* **42** (4) (2021).
173. A. R. R. Castellannos, H. Castellanos and C. Alvarez-Salazar, "Using homemade spectrometers to perform accurate measurements of discrete and continuous spectra," *arXiv preprint arXiv:2201.07110* (2022).
174. V. V. Mayer and E. I. Varaksina, "Holographic grating and smartphone-based optical spectrograph for educational research," *European Journal of Physics* **41** (5) (2020).
175. P. Onorato and L. M. Gratton, "Measuring the Raman spectrum of water with a smartphone, laser diodes and diffraction grating," *European Journal of Physics* **41** (2) (2020).
176. L.-J. Thoms, G. Colicchia and R. Girwidz, "Color reproduction with a smartphone," *The Physics Teacher* **51** (7), 440-441 (2013).
177. G. Colicchia and H. Wiesner, "Looking into the Eye with a Smartphone," *Physics Teacher* **53** (2), 106-108 (2015).
178. T. Hergemöller and D. Laumann, "Smartphone Magnification Attachment: Microscope or Magnifying Glass," *Physics Teacher* **55** (6), 361-364 (2017).
179. S. Gröber, A. Molz and J. Kuhn, "Using smartphones and tablet PCs for β -spectroscopy in an educational experimental setup," *European Journal of Physics* **35** (6), 065001 (2014).

180. P. Preechaburana and S. Amloy, "Smartphone-based surface plasmon resonance imaging for near-field concentration mapping," *European Journal of Physics* **42** (4) (2021).
181. M. Meissner and H. Haertig, "Smartphone astronomy," *Physics Teacher* **52** (7), 440-441 (2014).
182. L. Schellenberg, "Revisiting smartphone astronomy," *Physics Teacher* **53** (1), 4-5 (2015).
183. A. Barrera-Garrido, "Analyzing planetary transits with a smartphone," *Phys. Teach.* **53**, 179-181 (2015).
184. J. Durelle, J. Jones, S. Merriman and A. Balan, "A smartphone-based introductory astronomy experiment: Seasons investigation," *Physics Teacher* **55** (2), 122-123 (2017).
185. J. Tronicke and M. H. Trauth, "Classroom-sized geophysical experiments: magnetic surveying using modern smartphone devices," *European Journal of Physics* **39** (3) (2018).
186. H. Caerols, R. A. Carrasco and F. A. Asenjo, "Using smartphone photographs of the Moon to acquaint students with non-Euclidean geometry," *American Journal of Physics* **89** (12), 1079-1085 (2021).
187. S. J. Spicker, A. Küpper and A. Bresges, "astro-lab@ home—Bringing Science to the Sofa," *Commun. Astron. Phys. J.* **31**, 37-41 (2022).