

# Circuit metaconstruction in logspace for Rice-like complexity lower bounds in ANs and SGRs

Aliénor Goubault–Larrecq<sup>†</sup> and Kévin Perrot<sup>†</sup>

<sup>†</sup>Aix Marseille Univ, CNRS, LIS, Marseille, France

## Abstract

A new proof technique combining finite model theory and dynamical systems has recently been introduced to obtain general complexity lower bounds on *any* question one may formulate on the dynamics (seen as a graph) of a given automata network (AN). ANs are abstract finite dynamical systems of interacting entities whose evolution rules are encoded as circuits, hence the study also applies to succinct graph representations (SGRs). In this article, we detail the construction of circuits to obtain general complexity lower bounds (metareduction) and show that the reduction is feasible in logarithmic space.

## 1 Introduction

Automata networks (AN) constitute a general framework for modeling interacting entities. They are widely used to model complex biological systems by representing interactions among components such as genes, proteins, and cells. They provide a powerful framework to study key dynamical properties happening in biological processes [13, 22, 16, 6, 12].

Each automaton has a state from a finite alphabet, and updates it based on the states of others. Aggregating the states of all automata results in a configuration of the network. When the dynamics is deterministic, a transition function on the space of configurations can always be defined by local update functions that are applied synchronously in discrete time steps. Non-deterministic dynamics also exist and we usually have a transition relation between configurations but it is not always possible to compute the following state of each automaton independently. We consider automata networks of finite size, hence with a finite number of configurations. The dynamics of an automata network is represented as the graph of its transition function or relation (the vertices are the configurations). While various update modes exist, this article considers the fully synchronous (parallel) update mode. This model is general, as any directed graph is the dynamics of some automata network (with out-degree 1 when it is deterministic).

An automata network can be deterministic or non-deterministic, uniform (*e.g.* Boolean) or non-uniform, and it may follow various update policies. This allows automata networks to capture diverse dynamical behaviors across different contexts [12, 17, 23, 18, 14].

Beyond their biological applications, automata networks are also studied as computational models in theoretical computer science, their mathematical properties and algorithmic complexity being in the center of an active research field [1, 2, 3, 10, 21].

It is possible to express properties on the dynamics in the form of logical formulas. Given a formula  $\psi$  and an automata network  $F$ , knowing whether or not the dynamics of  $F$  (succinctly encoded in a circuit) verifies the property  $\psi$  is a theoretical problem meaningful for biological applications [1, 3, 8, 9]. The question arises of how much time and space is necessary to compute its answer. For example, it has been proven that knowing if a dynamics contains a fixed point or not is NP-complete [1]. An extension to the existence of a limit cycle of size  $k$  has been shown to be NP-complete as well [3]. Other problems, still expressible as monadic second order formulas, have been studied. Questioning whether the update function of an automata network is a bijection, the identity or a constant are coNP-complete [20]; and whether this function is nilpotent or not is PSPACE-complete [8].

Inspired by Rice's theorem, which highlights the undecidability of *any* non-trivial semantic property of programs, recent works have explored complexity-theoretic analogs for automata networks. Since these systems are finite, the focus shifts from computability to complexity. The aim of Rice-like metatheorems in this context is to show a clear dichotomy among the complexity of deciding properties. The first metatheorem, generalizing previous results, proved that in the deterministic case, AN properties expressible in first order logic are either trivial, NP-hard or coNP-hard to verify [8]. A second metatheorem proved a similar result in the non-deterministic case and with properties expressible in monadic second order logic, hence it includes more formulas [9]. A third metatheorem combined both techniques, for both deterministic and non-deterministic dynamics, at the level of monadic second order logic. A major improvement was to also fulfill a uniformity restriction, where all the automata have the same alphabet. The study focused on building models (that verify the property), and counter-models (that do not verify the property), using similar tools [11].

Based on these results, in this work we will detail the construction of circuits involved in these metareductions (reductions to obtain general complexity lower bounds for the metatheorems), while proving that it can be done in logspace (instead of the standard polytime considered so far). For hardness proofs, we reduce from the canonical problem **SAT**. We provide an explicit view of the circuits produced by the metareductions, including the new developments of [11]. It will also serve as a cornerstone to transfer the metatheorems to other models of computation. The main theorem that we will prove in this article is (the notions are formally defined below):

**Theorem 1.** *Let  $q \geq 2$ . For any  $q$ -non-trivial (resp.  $q$ -arborescent) MSO formula, the problem  $\psi$ - $q$ -AN-dynamics (resp.  $\psi$ - $q$ -NAN-dynamics) is NP-hard or coNP-hard for logspace reductions.*

**Outline** In Section 2, we define the main concepts: automata networks, monadic second order logic, and the family of decision problems proven to be hard. In Section 3, we recall the models and counter-models constructed in [11], and provide all the necessary

background and notations (the correctness of the metareduction is exposed in [11]). In Section 4, we detail how to compute the metareduction, i.e. how to construct the circuit of an automata network from a **SAT** formula (for both deterministic ANs and non-deterministic NANs). A fine study allows to conclude that logarithmic space is enough (Theorem 1). We conclude and present perspectives in Section 6

## 2 Definitions

For  $n, q \in \mathbb{N}_+$ , we denote  $[n] = \{1, \dots, n\}$  and  $\llbracket q \rrbracket = \{0, \dots, q-1\}$ . For a graph  $G$ , we denote  $V(G)$  is its set of vertices,  $E(G)$  its set of arcs, and  $|G| = |V(G)|$ .

**Circuits** A Boolean *circuit* is an acyclic graph with a type associated to every vertex: either input, output,  $\wedge$ ,  $\vee$  or  $\neg$  (or usual syntactic sugars). The size of a circuit is its number of vertices also called *gates*. Its arcs are also called *wires*. Inputs are source vertices, and outputs are sink vertices. A circuit computes a function from input words (one bit per input vertex) to output words (one bit per output vertex) with the standard semantics. It can simply be encoded by its adjacency matrix, together with a map associating a type to each gate vertex.

**Automata networks** A *deterministic automata network* (AN)  $F$  of size  $n$  contains  $n$  automata where the  $i^{\text{th}}$  automaton (where  $i \in [n]$ ) has a state from its finite alphabet  $A_i = \llbracket q_i \rrbracket$  for some  $q_i \in \mathbb{N}_+$ . The AN is a function  $F : X \rightarrow X$  where  $X = \prod_{i \in [n]} A_i$  is the set of configurations of the AN. A *non-deterministic automata network* (NAN)  $F$  of size  $n$  is a relation  $F \subseteq X \times X$ . An AN  $F$  can be split into local functions  $F_i : X \rightarrow A_i$  for each automaton  $i \in [n]$ , such that for any configuration  $x \in X$ ,  $F(x) = (F_1(x), F_2(x), \dots, F_n(x))$ . In the non-deterministic case (NAN), we do not suppose the existence of local relations.

An automata network (AN or NAN)  $F$  can be represented as a digraph called its *dynamics* and denoted  $\mathcal{G}_F$ , such that  $V(\mathcal{G}_F) = X$  and  $E(\mathcal{G}_F) = \{(x, F(x)) | x \in X\}$  in the deterministic case, or  $E(\mathcal{G}_F) = F$  in the non-deterministic case. When there is  $q \in \mathbb{N}_+$  such that  $q_i = q$  for all  $i \in [n]$ , meaning that all automata have the same alphabet, we say that  $F$  is  $q$ -uniform. In this case we have  $X = \llbracket q \rrbracket^n$ . When  $q = 2$ ,  $X = \{0, 1\}^n$  and we say that  $F$  is a *Boolean* automata network.

The encoding of an automata network plays an important role here, given our focus on computational complexity. An AN  $F$  takes as input a configuration and outputs another configuration, hence it is encoded as a Boolean circuit with  $\lceil \log_2 |X| \rceil$  input bits and  $\lceil \log_2 |X| \rceil$  output bits. A NAN  $F$  takes as inputs two configurations  $c$  and  $c'$  and may or may not have a transition from  $c$  to  $c'$ , hence it is encoded as a Boolean circuit with  $2\lceil \log_2 |X| \rceil$  input bits and 1 output bit.

**Succinct graph representations** The circuit encoding of a graph, namely  $\mathcal{G}_F$ , is also called a *succinct graph representation* (SGR) [7]. This forgets about the internal network structure made of interacting entities called automata. If  $G$  is a succinct graph



Figure 1: Example deterministic AN of size  $n = 2$  on alphabet  $\llbracket q \rrbracket = \{0, 1, 2\}$  with  $q = 3$ . Circuit of the function  $F : \llbracket q \rrbracket^n \rightarrow \llbracket q \rrbracket^n$  (left) and transition digraph dynamics  $\mathcal{G}_F$  on configuration space  $\llbracket q \rrbracket^n$  (right). A configuration is encoded on four bits, where inputs 0000 to 0001 correspond respectively to configurations 00 to 22. If we write a configuration of this AN  $x_1x_2 \in \llbracket q \rrbracket^2$ , a way to define the local functions is  $F_1(x_1x_2) = x_1$ ,  $F_2(x_1x_2) = (x_2 \bmod 2) + 1$ .

representation of the dynamics of  $F$ , we write  $G(c)$  in the deterministic case for the configuration such that  $F(c) = G(c)$ , and  $G(c, c')$  in the non-deterministic case for the Boolean saying whether  $(c, c') \in F$  or not. See an example on Figure 1.

**Tree-decompositions and treewidth** Tree-decompositions are widely used for the construction of graphs in [11]. Given  $G = (V, E)$ , its tree-decomposition  $T = (V_T, E_T)$  is a tree such that every node  $t \in V_T$  is associated to a bag  $\mathcal{B}(t) \subseteq V$  of vertices of  $G$  verifying the following three properties: (1) For every  $v \in V$ , there exists a node  $t \in V_T$  such that  $v \in \mathcal{B}(t)$ , (2) For every  $(u, v) \in E$ , there exists a node  $t \in V_T$  such that  $u \in \mathcal{B}(t)$  and  $v \in \mathcal{B}(t)$ , (3) For any  $v \in V$ , if  $T_v$  is the sub-tree of  $T$  induced by the nodes whose bag contains  $v$  then  $T_v$  is connected. The *width* of a tree-decomposition  $T$  is  $w(T) = \max\{|\mathcal{B}(t)| \mid t \in V_T\} - 1$ . A graph may admit several tree-decompositions of various widths but the most interesting decompositions are the one of minimal width. The *treewidth* of  $G$  is defined as  $tw(G) = \min\{w(T) \mid T \text{ a tree-decomposition of } G\}$  [5].

**Monadic second order graph logic** Our signature is  $\{=, \rightarrow\}$  where  $\rightarrow$  is the binary relation (arcs) of a graph, *i.e.* for  $x, y \in V(G)$  the atom  $x \rightarrow y$  is true if and only if  $(x, y) \in E(G)$ . Monadic second order (MSO) formulas are defined inductively by:  $\psi = x \rightarrow y \mid x = y \mid x \in X \mid \exists x, \psi \mid \exists X, \psi \mid \psi \vee \psi \mid \neg \psi$ , with all the usual syntactic sugars ( $\forall, \wedge, \implies$ ), and where the quantification ( $\exists$  or  $\forall$ ) are on vertices or sets of vertices (usually we denote a vertex  $x$  and a set of vertices  $X$ ). Given an MSO formula  $\psi$ , we say that a graph  $G$  is a *model* of  $\psi$  and write  $G \models \psi$  when the graphical property described by  $\psi$  is true in  $G$ . If it is not, we say that  $G$  is a *counter-model* and write  $G \not\models \psi$  [15].

**Example 1.** For the AN  $F$  presented in Figure 1 and the two formulas  $\psi = \exists x, x \rightarrow x$  (existence of a fixed point) and  $\varphi = \exists x, \exists y, x \rightarrow y \wedge y \rightarrow x$  (existence of a cycle of length 2), we have  $\mathcal{G}_F \not\models \psi$  and  $\mathcal{G}_F \models \varphi$ .

With our focus on computational complexity, we need to distinguish families of MSO formulas and especially define what we mean by triviality. A formula  $\psi$  is *non-trivial*

when it has infinitely many models and infinitely many counter-models, among graphs of out-degree 1. A formula  $\psi$  is *arborescent* when there exists  $k$  such that  $\psi$  has infinitely many models of treewidth at most  $k$  and infinitely many counter-models of treewidth at most  $k$ . In the restriction to graphs of out-degree 1,  $\psi$  is either non-trivial or it has a finite number of models or a finite number of counter-models (then it is called *trivial*). However, without any graph restriction in the non-deterministic case, when  $\psi$  is not arborescent, it does not mean that  $\psi$  is trivial. We also restrict formulas to  $q$ -uniform automata networks, which is equivalent to considering only graphs  $\mathcal{G}_F$  of size  $q^N$  for some  $N \in \mathbb{N}_+$ . We obtain the notions of *q-non-trivial* and *q-arborescent* formulas.

**Problems** We will consider only the decision problems restricted to  $q$ -uniform networks, because the method identically applies to the weaker results without this restriction. We have two problems: one for the deterministic case (AN) and one for the non-deterministic case (NAN).

**$\psi$ -q-AN-dynamics**

*Input:* circuit of a  $q$ -AN  $f$  of size  $N$ .

*Question:* does  $\mathcal{G}_f \models \psi$ ?

**$\psi$ -q-NAN-dynamics**

*Input:* circuit of a  $q$ -NAN  $f$  of size  $N$ .

*Question:* does  $\mathcal{G}_f \models \psi$ ?

**Boundaried graphs** A *boundaried graph*  $G$  has two tuples of ports of the equal size: the primary ports  $P_1(G) \subseteq V(G)$  and the secondary ports  $P_2(G) \subseteq V(G)$ . In general, we do not suppose that  $P_1(G) \cap P_2(G) = \emptyset$ , but we always have  $|P_1(G)| = |P_2(G)|$ . In the case where  $k = |P_1(G)|$  we call  $G$  a *k-boundaried graph*, or *k-graph* for short. Given two  $k$ -graphs  $G$  and  $G'$ , we call *gluing* the operation of taking their disjoint union, and merging the secondary ports of the first graph to the primary ports of the second graph. In is denoted  $G \oplus G'$ , and is formally the  $k$ -graph defined as:

$$\begin{aligned} V(G \oplus G') &= V(G) \cup (V(G') \setminus P_1(G')), \\ E(G \oplus G') &= E(G) \cup E(G'[P_2(G) \leftarrow P_1(G')]), \\ P_1(G \oplus G') &= P_1(G), \\ P_2(G \oplus G') &= P_2(G'), \end{aligned}$$

where if  $P_2(G) = (p_1, \dots, p_k)$  and  $P_1(G') = (p'_1, \dots, p'_k)$  then  $G'[P_2(G) \leftarrow P_1(G')]$  denotes the graph  $G'$  where each vertex  $p'_i$  is renamed  $p_i$  for all  $i \in [k]$ , and the ports accordingly. Remark that  $\oplus$  is associative but not commutative.

We define a notation for gluing several graphs. Let  $\Gamma = \{G_i\}_{i \in I}$  be a finite family of  $k$ -graphs. For  $\omega = \omega_1 \dots \omega_\mu$  a nonempty word on alphabet  $I$ , the operation  $\Delta^\Gamma(\omega)$  is defined by induction on the length  $\mu \in \mathbb{N}_+$  of  $\omega$  as follows:

$$\Delta^\Gamma(\omega_1) = G_{\omega_1} \quad \text{and} \quad \Delta^\Gamma(\omega_1 \dots \omega_\mu) = \Delta^\Gamma(\omega_1 \dots \omega_{\mu-1}) \oplus G_{\omega_\mu}.$$

In our main constructions, finite  $k$ -graphs will be glued to obtain a dynamics  $\mathcal{G}_F$ .

**Remark 1.** *In the deterministic setting, we will always consider specific graphs such that, when glued together to produce the graph of a dynamics, we obtain a graph of out-degree one corresponding to a deterministic AN (Section 4 of [11]).*

**Logspace** Logspace is the complexity class of problems that can be solved with a deterministic Turing machine in space  $\mathcal{O}(\log n)$  for inputs of size  $n$ . The space bound only applies to working tapes (the read-only input tape and write-only output tapes are not bounded, in particular to be able to read the input entirely) [19]. For example, copying a circuit only requires one bit of memory, and manipulating object sizes (such as the input size) is possible in logspace.

### 3 Description of the metareduction

Rice-like complexity lower bounds for  $\psi$ -**dynamics** have been established in [8] (for deterministic SGRs and FO formulas) and in [9] (for non-deterministic SGRs and MSO formulas), and their results are strengthened in [11] from succinct graph representations to  $q$ -uniform automata networks for any  $q \geq 2$ . In the deterministic (resp. non-deterministic) setting it states that for any  $q$ -non-trivial (resp.  $q$ -arborescent) MSO formula  $\psi$ , the problem  $\psi$ - $q$ -**AN-dynamics** (resp.  $\psi$ - $q$ -**NAN-dynamics**) is either NP-hard or coNP-hard. The NP/coNP symmetry in this statement is necessary (unless NP = coNP), because some formulas are known to be NP-complete (*e.g.* deciding the existence of a fixed point:  $\exists x, x \rightarrow x$  [1]) while others are known to be coNP-complete (*e.g.* deciding whether it is the identity:  $\forall x, x \rightarrow x$  [20]).

All these hardness proofs consist in polynomial time many-one reductions from **SAT**, and the purpose of the present work is to explain them, meanwhile proving that they can be computed in logspace. Let  $q \geq 2$  be a fixed alphabet size and  $\psi$  be a fixed  $q$ -non-trivial (resp.  $q$ -arborescent) MSO formula, hence defining a problem  $\psi$ - $q$ -**AN-dynamics** (resp.  $\psi$ - $q$ -**NAN-dynamics**). We consider the stronger general construction from [11] which, given an instance  $S$  of **SAT**, assembles the dynamics  $\mathcal{G}_F$  of a  $q$ -uniform AN by gluing five fixed  $k$ -graphs denoted  $\Gamma = \{G_0, G_1, G_2, G_3, G_4\}$ . It is important to underline that the value of  $k$  and the  $k$ -graphs of  $\Gamma$  depend only on the formula  $\psi$  defining the problem, therefore they are of constant size for the purpose of the metareduction. We also have  $|G_0| = |G_1|$ . They are obtained using tools from finite model theory, and we refer to these articles for their definition (here their existence suffices).

For  $S$  a propositional formula with  $s$  variables, we denote  $\bar{S}$  the word of length  $2^s$  such that  $\bar{S}_i$  is 1 if  $S(i)$  is false, and 0 if  $S(i)$  is true (viewing the binary expansion of  $i$  as a Boolean assignment for  $S$ ). Then the metareduction consists in building the circuit encoding of a  $q$ -uniform AN (resp. NAN) whose dynamics is (see [11, Section 6.3]):

$$\mathcal{G}_F = \Delta^\Gamma(2 \cdot \bar{S} \cdot 4^{L(s)} \cdot 3) \quad (1)$$

where  $L(s) = \frac{b}{a}(q^{(s+\log_q(\alpha)+1)\mu} - 1) - \alpha 2^s \geq 0$  and  $a, b, \mu, \alpha, \log_q(\alpha)$  are constant integers depending only on  $\psi$ . This  $\mathcal{G}_F$  is a model of  $\psi$  if and only if  $G_0$  appears at least once,

hence if and only if  $S$  is satisfiable. The purpose of adding  $L(s)$  copies of  $G_4$  is to obtain a dynamics on  $|\mathcal{G}_F| = q^N$  vertices (configurations) for some  $N \in \mathbb{N}$ , hence consistent with the  $q$ -uniformity requirement. The main achievement of [11] is indeed to resolve these arithmetical constraints. From Equation 1, summing graph sizes and subtracting merged port vertices, we obtain:

$$|\mathcal{G}_F| = q^N = |G_2| + 2^s |G_0| + L(s) |G_4| + |G_3| - k(2^s + L(s) + 1). \quad (2)$$

As we will deal with these quantities in the logspace reduction, it is important to note the following (although it is straightforward from [11]).

**Proposition 1.** *The binary values of  $2^s$ ,  $L(s)$ ,  $N$  and  $q^N$  are computable in space  $\mathcal{O}(\log s)$ . Moreover,  $\log_2(L(s))$  and  $\log_2(q^N)$  are in  $\mathcal{O}(s)$ .*

In the next section, we will explain the circuit of the deterministic (resp. non-deterministic) automata network  $F$  constructed as an output of the reduction transformation, given  $S$  as input. This requires meticulous care and precise notations defined in the rest of this section. During the construction of the circuit encoding  $F$ , we will allocate each configuration label from 0 to  $q^N - 1$  to some copy of a graph of  $\Gamma$  and explain how the circuit decodes a configuration  $c \in \{0, \dots, q^N - 1\}$  in order to identify which graph of  $\Gamma$  it belongs to, and the relative position of that vertex in this graph (in particular, whether or not it is among the port vertices). With these two information, the circuit will be able to compute the image (resp. set of images)  $F(c)$ .

The construction of  $\mathcal{G}_F$  consists in gluing a total of  $2^s + L(s) + 2$  copies of the graphs  $G_0, G_1, G_2, G_3$  and  $G_4$ . We denote  $(H_i)_{i \in \{0, \dots, 2^s + L(s) + 1\}}$  the graphs such that  $\mathcal{G}_F = H_0 \oplus H_1 \oplus \dots \oplus H_{2^s + L(s) + 1}$ :

- $H_0 = G_2$ ,
- $H_i \in \{G_0, G_1\}$  depending on  $i \in \{1, \dots, 2^s\}$ , and
- $H_i = G_4$  for  $i \in \{2^s + 1, \dots, 2^s + L(s)\}$ ,
- $H_{2^s + L(s) + 1} = G_3$ .

For every  $G_j$ , its ports are written  $P_1(G_j)$  and  $P_2(G_j)$ . From [11] the ports of  $G_0$  and  $G_1$  have the same labels as the ones of  $G_4$  (precisely, we have  $G_1 = \Delta^{\{G_4\}}(4^\alpha)$  and  $G_0 = G_4 \sqcup \tilde{G}_0$  where the ports are taken in  $G_4$ ). For convenience, we consider that the ports  $P_1(G_3)$  have the same labels as the ports  $P_1(G_4)$ .

Recall that  $P_1(G_j) \cap P_2(G_j)$  may be non-empty, and denote  $P'_3(G_j) = P_1(G_j) \cap P_2(G_j)$ ,  $P'_1(G_j) = P_1(G_j) \setminus P'_3(G_j)$  and  $P'_2(G_j) = P_2(G_j) \setminus P'_3(G_j)$  for  $j \in \{0, 1, 4\}$ . See Figure 2. We define without ambiguity  $P'_3 = P'_3(G_j)$  for any  $j \in \{0, 1, 4\}$  because in  $\mathcal{G}_F$  the vertices of  $P'_3(G_j)$  for  $j \in \{0, 1, 4\}$  will all be merged together. We have  $P'_1(G_j) \cap P'_2(G_j) = \emptyset$  for  $j \in \{0, 1, 4\}$ . We extend the notation of  $P'_1, P'_2, P'_3$  to  $G_2$  and  $G_3$  as follows:  $P'_3(G_2) \subseteq P_2(G_2)$  and  $P'_3(G_3) \subseteq P_1(G_3)$  such that these are the vertices that will be merge into  $P'_3$  in  $\mathcal{G}_F$ . Also, set  $P'_2(G_2) = P_2(G_2) \setminus P'_3(G_2)$  and  $P'_1(G_3) = P_1(G_3) \setminus P'_3(G_2)$ . We define neither  $P'_1(G_2)$  nor  $P'_2(G_3)$  because the primary ports of  $G_2$  and secondary ports of  $G_3$  are not relevant.

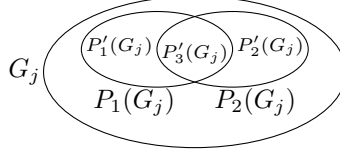


Figure 2: Notation for the ports of  $G_j$  for  $j \in \{0, 1, 4\}$ .

In the following we will use shortcuts for integer values relative to ports:

$$\begin{aligned}
g_j &= |G_j| \text{ for } j \in \{0, 1, 2, 3, 4\} \text{ hence with } g_0 = g_1 \\
k_2 &= |P'_1(G_j)| = |P'_2(G_j)| \text{ for any } j \in \{0, 1, 4\} \\
k_3 &= |P'_3| = k - k_2 \\
g'_1 &= g_1 - 2k_2 - k_3 = |G_1 \setminus (P_1(G_1) \cup P_2(G_1))| \\
g'_2 &= g_2 - k_2 - k_3 = |G_2 \setminus P_2(G_2)| \\
g'_3 &= g_3 - k_2 - k_3 = |G_3 \setminus P_1(G_3)| \\
g'_4 &= g_4 - 2k_2 - k_3 = |G_4 \setminus (P_1(G_4) \cup P_2(G_4))|
\end{aligned}$$

Without loss of generality (because our MSO graph logic on signature  $\{=, \rightarrow\}$  is invariant by isomorphism), for any  $j \in \{0, 1, 2, 3, 4\}$  we label the vertices of  $G_j$  as  $V(G_j) = \{0, \dots, g_j - 1\}$ , with  $P'_1(G_j) = \{0, \dots, k_2 - 1\}$ ,  $P'_2(G_j) = \{g_j - k_2 - k_3, \dots, g_j - k_3 - 1\}$  and  $P'_3 = \{g_j - k_3, \dots, g_j - 1\}$ , except for  $P'_1(G_2)$  and  $P'_2(G_3)$  which are not necessary. We also denote  $G_{01}$  for a graph which may be  $G_0$  or  $G_1$ , depending on the evaluation of  $S$  in Equation 1 (recall that  $|G_0| = |G_1|$  and their configuration labels are compatible). See Figure 3.

**Remark 2.** *In the following we will consider that we construct a  $q$ -uniform AN or NAN because by taking  $G_4 = G_0$  and replacing  $L(s)$  by any integer we still construct a circuit suitable for the reduction without the  $q$ -uniform restriction.*

## 4 Logspace circuit construction

We now prove that for any MSO formula  $\psi$  and any  $q \geq 2$ , the transformation from  $S$  to  $\mathcal{G}_F$  described in Equation 1 of Section 3 can be computed in logarithmic space. That is, the general NP or coNP hardness results on  $\psi$ - $q$ -AN-dynamics and  $\psi$ - $q$ -NAN-dynamics from [11] hold for logspace reductions. Recall that the five graphs of  $\Gamma = \{G_0, G_1, G_2, G_3, G_4\}$  are constants depending only on the formula  $\psi$  defining the problem and that  $L(s)$  and  $N$  can be computed in logspace from  $S$  (Proposition 1). Let  $S$  be a propositional formula on  $s$  variables. We first define the circuit of  $F$  in the deterministic case, and then adapt it in the non-deterministic case, while proving some useful properties about the circuit. Finally, we prove that these circuits can be computed in logspace. For each  $\psi$ ,  $q$  and case (deterministic or not) the graphs of  $\Gamma$  are different, but they always respect the conventions established in Section 3.



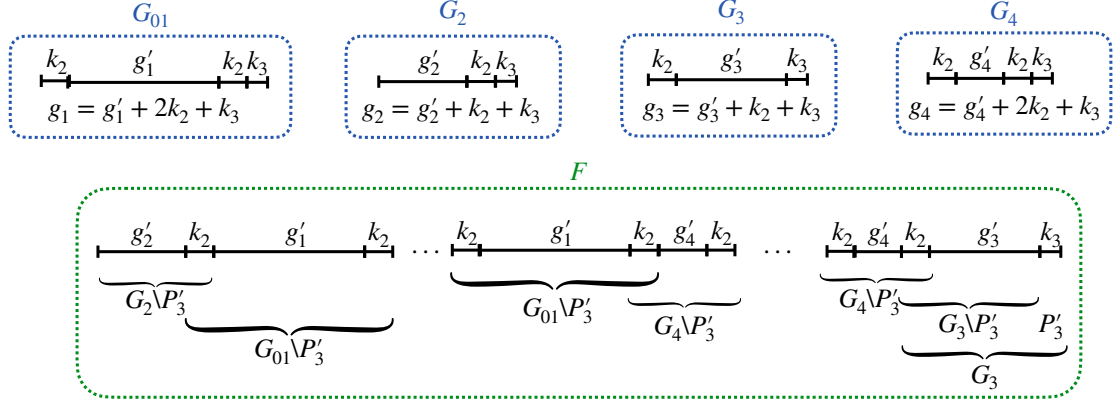


Figure 3: Allocation of the configurations of  $F$  within the copies of  $G_0, G_1, G_2, G_3, G_4$ , for the purpose of constructing the dynamics  $\mathcal{G}_F$  given by Equation 1. Recall that  $G_{01}$  denotes  $G_0$  or  $G_1$  which have the same set of vertices (configurations). Observe that  $P'_3$ , which are both primary and secondary ports that are merged in all copies, appear at the very end of the configuration space of  $F$ .

#### 4.1 Deterministic dynamics

We now describe the circuit of the  $q$ -uniform AN  $F$  with  $N$  automata whose dynamics  $\mathcal{G}_F$  is described by Equation 1, *i.e.* the output of the reduction from  $S$  to prove that  $\psi$ - $q$ -AN-dynamics is hard. In the deterministic case, each of the five graphs from  $\Gamma$  have out-degree at most one and the result of their gluing also has out-degree exactly one (see [11, Section 4], some port vertex may have no out-neighbor but it appears after gluing). Since they are constants (do not depend on  $S$ ), computing their adjacencies takes  $\mathcal{O}(1)$  space. Figure 4 gives an overview of the construction, on  $\lceil \log_2(q^N) \rceil$  input bits and  $\lceil \log_2(q^N) \rceil$  output bits, with subcircuits represented as boxes. Let  $c$  be the input of the global circuit we are constructing.

- *numcopy* identifies the index  $i$  of the graph  $H_i$  to which  $c$  belongs.
- *relative* computes the label corresponding to  $c$  in  $H_i \in \Gamma$ .
- $G_j$  computes the out-neighbor of a given vertex label in  $G_j$ .
- *absolute* is the inverse of *relative*.
- *select* selects among the subcircuits the correct out-neighbor of  $c$ .

The rest of this section provides a formal description of these subcircuits and an analysis of their complexity in order to eventually conclude that the whole circuit is computable in logspace from  $S$ . When the domain and range of a subcircuit are given, it means that other input words will have no effect on the final computation of the whole circuit and we do not even need to specify the output in this case.

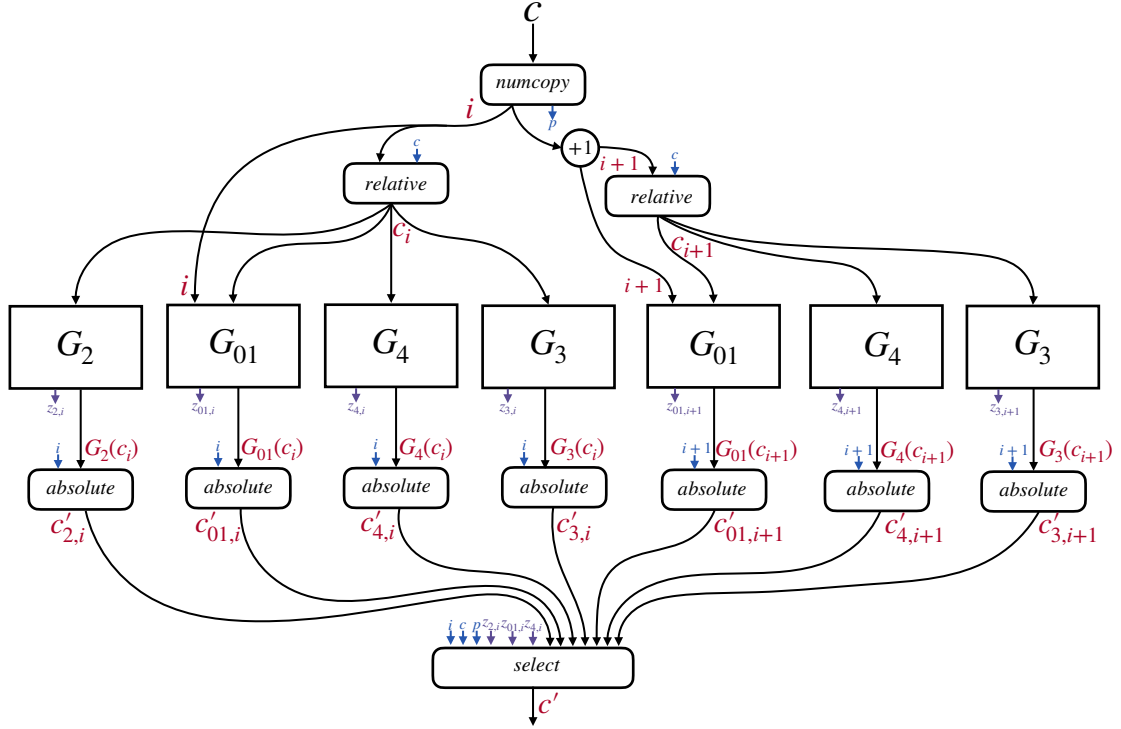


Figure 4: Circuit of  $F$ , computing  $F(c) = c'$ . For sake of clarity, some wires are not drawn, but are replaced with references in blue (for the wires coming from  $c$  and  $i$  especially). We label in red the output of some subcircuits, these notations will be used in their formal description.

#### 4.1.1 Subcircuit $G_j$ for $j \in \{01, 2, 3, 4\}$

Recall that the graphs from  $\Gamma$  have out-degree at most one. For  $j \in \{2, 3, 4\}$ , the subcircuit  $G_j : V(G_j) \rightarrow V(G_j)$  simply computes  $G_j(c)$  on input  $c$ . It has an extra output bit  $z$  equal to 1 when  $c$  has out-degree 0 in  $G_j$  (that is, when  $G_j(c)$  is undefined). When  $z = 1$ , the other output bits supposed to encode  $G_j(c)$  are set to 0. Subcircuit  $G_{01} : \{1, \dots, 2^s\} \times V(G_0) \rightarrow V(G_0)$  has the same logic but produces a graph that is a copy of either  $G_0$  or  $G_1$  (recall that  $V(G_0) = V(G_1)$ ), depending on an evaluation of  $S$ . It has two inputs,  $i$  and  $c$ :

$$G_{01}(i, c) = \begin{cases} G_1(c) & \text{if } S(i-1) \text{ is true,} \\ G_0(c) & \text{otherwise.} \end{cases}$$

For  $i \in \{1, \dots, 2^s\}$ , it means that  $H_i$  is a copy of  $G_1$  if  $S(i-1)$  is true and a copy of  $G_0$  if  $S(i-1)$  is false. The binary value of  $i$  is an input of the subcircuit  $G_{01}$  and its output will only be selected (by subcircuit *select*) on domain  $i \in \{1, \dots, 2^s\}$ , where the binary value of  $i-1$  is a Boolean assignment for  $S$ .

Given that the graphs have constant size and that the formula  $S$  merely needs to be evaluated in order to branch on the case disjunction, it simply needs to be copied once inside the subcircuit  $G_{01}$ . Formally, the  $j^{\text{th}}$  output bit of  $G_{01}(i, c)$  is obtained as the following combination, using a copy of the circuit for  $G_1$  evaluated on  $c$  with  $b_1$  its  $j^{\text{th}}$  output bit, a copy of the circuit for  $G_0$  evaluated on  $c$  with  $b_2$  its  $j^{\text{th}}$  output bit, and a copy of  $S$  evaluated on assignment  $i - 1$  (this bit is wired twice):

$$(S(i - 1) \wedge b_1) \vee (\neg S(i - 1) \wedge b_2).$$

This subcircuit can be assembled in logarithmic space as it only requires to copy  $S$ , and remember  $|S|$  to place the decrement and constant circuits for  $G_0$  and  $G_1$  around, then add gates and wires for the final combination above.

#### 4.1.2 Subcircuit *numcopy*

The subcircuit *numcopy* :  $\{0, \dots, q^N - 1\} \rightarrow \{0, \dots, 2^s + L(s) + 1\} \times \{0, 1\}$  computes, for each configuration  $c$  of  $\mathcal{G}_F$ , the smallest integer  $i$  such that  $c$  is in  $H_i$ , which is the  $(i + 1)^{\text{th}}$  copied graph in the definition of  $\mathcal{G}_F$  in Equation 1 (remark that it does not mean it is the only copied graph of  $\mathcal{G}_F$  that contains  $c$  because gluing operations merge vertices). It has an extra output bit  $p$  equal to 1 when  $c$  is a secondary port in  $H_i$ . According to the nomenclature of Figure 3, we have *numcopy*( $c$ ) =  $(i, p)$  with  $i$  equal to:

$$\begin{cases} 0 & \text{if } c < g'_2 + k_2 \text{ or } c \geq q^N - k_3, \\ \left\lfloor \frac{c - g'_2 - k_2}{g'_1 + k_2} \right\rfloor & \text{if } g'_2 + k_2 \leq c < g'_2 + k_2 + 2^s(g'_1 + k_2), \\ \left\lfloor \frac{c - g'_2 - k_2 - 2^s(g'_1 + k_2)}{g'_4 + k_2} \right\rfloor + 2^s & \text{if } g'_2 + k_2 + 2^s(g'_1 + k_2) \leq c < q^N - (k_2 + g'_3 + k_3), \\ 2^s + L(s) + 1 & \text{if } q^N - (k_2 + g'_3 + k_3) \leq c < q^N - k_3, \end{cases}$$

and  $p = 0$  if and only if  $c$  is part of an interval whose size is labeled by  $g'_2$  or  $g'_1$  or  $g'_4$  or  $g'_3$  on Figure 3 (implemented as a straightforward case disjunction).

The subcircuit for *numcopy* can be constructed in logspace because the case disjunction relies on comparisons between the input  $c$  and integer values of linear size (this is important to underline as we are required to construct in logspace the circuits performing the comparisons) and computable in logspace by Proposition 1. Moreover, a circuit for the division (which is also computed by the circuit itself, because it depends on  $c$ , even though the denominator is a constant). of length- $\mathcal{O}(s)$  binary numbers ( $s$  is given in unary with  $S$ ) can be constructed in logspace (see for example [24], and [4] for a recently improved logspace-uniform family of circuits for the division). Combining these elements as a unique circuit again requires to manipulate their number of gates in order to compute the adjacency matrix of disjoint unions (in terms of graph) and then wire them (*i.e.*, add arcs), but all these quantities are polynomial in  $s$  therefore encoded on  $\mathcal{O}(\log(s))$  bits.

#### 4.1.3 Subcircuit *relative*

The subcircuit *relative* :  $\{0, \dots, 2^s + L(s) + 1\} \times \{0, \dots, 2^N - 1\} \rightarrow V(G_j)$  computes, for each number of copy  $i$  and configuration  $c$  in  $\mathcal{G}_F$ , the label of  $c$  within the graph  $H_i$ , hence with range in the vertices of  $G_j$  such that  $H_i = G_j$ . So *relative*( $i, c$ ) equals:

$$\begin{cases} c & \text{if } i = 0 \text{ and } c < g'_2 + k_2, \\ c - g'_2 - k_2 - 2^s(g'_1 + k_2) - L(s)(g'_4 + k_2) - g'_3 & \text{if } i = 0 \text{ and } c \geq q^N - k_3, \\ c - g'_2 - k_2 - (i - 1)(g'_1 + k_2) & \text{if } 1 \leq i \leq 2^s, \\ c - g'_2 - k_2 - 2^s(g'_1 + k_2) - (i - 2^s - 1)(g'_4 + k_2) & \text{if } 2^s < i \leq 2^s + L(s), \\ c - g'_2 - k_2 - 2^s(g'_1 + k_2) - L(s)(g'_4 + k_2) & \text{if } i = 2^s + L(s) + 1. \end{cases}$$

The two first cases correspond to  $i = 0$ , *i.e.*  $H_i = G_2$ , and they branch on the fact that  $c$  belongs to  $P'_3$  or not, in accordance with our choice of placing  $P'_3$  at the end of the configuration labels in  $\mathcal{G}_F$ . Observe that *relative* will work as expected, because in Figure 4 it is the output  $i$  of *numcopy*( $c$ ), or  $i + 1$ , that is given as an input to *relative*, hence this subcircuit will output *relative*(*numcopy*( $c$ ),  $c$ ), or *relative*(*numcopy*( $c$ ) + 1,  $c$ ). In particular, the case where  $i = 0$  and  $g'_2 + k_2 \leq c < q^N - k_3$  never occurs as an input to *relative*, therefore we do not need to define this case. We will use *relative* on  $i$  and  $i + 1$  to handle the fact that, when gluing two graphs  $H_i$  and  $H_{i+1}$ , a secondary port  $v$  from  $H_i$  may have, in  $\mathcal{G}_F$ , its out-neighbor defined in  $H_{i+1}$ . Indeed, when  $p = 1$ , that is when  $c$  is a secondary port vertex in  $H_i$ , the subcircuit *relative*(*numcopy*( $c$ ) + 1,  $c$ ) outputs the primary port vertex of  $H_{i+1}$  that will be merged with  $c$ .

By Proposition 1, the subcircuit *relative* is constructible in logspace.

#### 4.1.4 Subcircuit *absolute*

The subcircuit *absolute* :  $\{0, \dots, 2^s + L(s) + 1\} \times V(G_j) \mapsto \{0, \dots, q^N - 1\}$  computes, for each number of copy  $i$  and configuration  $c$  within  $H_i = G_j$ , the label of  $c$  in  $\mathcal{G}_F$ . The output of *absolute*( $i, c$ ) is defined as:

$$\begin{cases} c & \text{if } i = 0 \text{ and } c < g'_2 + k_2, \\ c + g'_2 + k_2 + 2^s(g'_1 + k_2) + L(s)(g'_4 + k_2) + g'_3 & \text{if } i = 0 \text{ and } c \geq g'_2 + k_2, \\ c + g'_2 + k_2 + (i - 1)(g'_1 + k_2) & \text{if } 1 \leq i \leq 2^s, \\ c + g'_2 + k_2 + 2^s(g'_1 + k_2) + (i - 2^s - 1)(g'_4 + k_2) & \text{if } 2^s < i \leq 2^s + L(s), \\ c + g'_2 + k_2 + 2^s(g'_1 + k_2) + L(s)(g'_4 + k_2) & \text{if } i = 2^s + L(s) + 1. \end{cases}$$

Remark that for any given  $i$  the subcircuit *absolute* computes the inverse of *relative*, in the sense that we have *absolute*( $i, \text{relative}(i, c)$ ) =  $c$ . This is straightforward to check from their definition, except for  $i = 0$  and  $g'_2 + k_2 \leq c < q^N - k_3$  because *relative* is not defined, but as argued above it never occurs.

By Proposition 1, the subcircuit *absolute* is constructible in logspace.

#### 4.1.5 Subcircuit *select* and assembly

Finally we present the function that will sort all the information computed in the assembly of previous subcircuits in order to output the correct out-neighbor of  $c$  in  $\mathcal{G}_F$ . Before giving a formal description of *select* and argue that the whole circuit indeed computes  $F$  with  $\mathcal{G}_F$  given by Equation 1, let us underline that we will consider the wirings given on Figure 4, and the output labels it defines. The subcircuit:

$$\text{select} : \{0, \dots, 2^s + L(s) + 1\} \times \{0, \dots, q^N - 1\}^8 \times \{0, 1\}^4 \rightarrow \{0, \dots, q^N - 1\}$$

takes as inputs:

- $i$  and  $c$  such that  $c$  is in  $H_i$  (i.e.,  $i$  is the output of *numpcopy*( $c$ )),
- the outputs from all the subcircuits for the graphs (after conversion to  $\mathcal{G}_F$  through *absolute*), denoted  $c'_{2,i}, c'_{01,i}, c'_{4,i}, c'_{3,i}, c'_{01,i+1}, c'_{4,i+1}, c'_{3,i+1}$ ,
- the bits  $p$  (whether  $c$  is a secondary port in  $H_i$ ) and  $z_{2,i}, z_{01,i}, z_{4,i}$  (whether  $c$  has out-degree zero as a primary port in  $G_2, G_{01}, G_4$ , respectively).

The purpose of *select* is to output only one configuration among the seven possible configurations  $(c'_{2,i}, c'_{01,i}, c'_{4,i}, c'_{3,i}, c'_{01,i+1}, c'_{4,i+1}, c'_{3,i+1})$ : the out-neighbor of  $c$  in  $\mathcal{G}_F$ .

Formally, the subcircuit *select* outputs:

$$c' = \begin{cases} c'_{2,i} & \text{if } i = 0 \text{ and } c < g'_2 + k_2 \text{ and } (p = 0 \text{ or } z_{2,i} = 0), & (1) \\ c'_{01,i+1} & \text{if } i = 0 \text{ and } c < g'_2 + k_2 \text{ and } p = 1 \text{ and } z_{2,i} = 1, & (2) \\ c'_{01,i} & \text{if } 1 \leq i \leq 2^s \text{ and } (p = 0 \text{ or } z_{01,i} = 0), & (3) \\ c'_{01,i+1} & \text{if } 1 \leq i < 2^s \text{ and } p = 1 \text{ and } z_{01,i} = 1, & (4) \\ c'_{4,i+1} & \text{if } i = 2^s \text{ and } p = 1 \text{ and } z_{01,i} = 1, & (5) \\ c'_{4,i} & \text{if } 2^s < i \leq 2^s + L(s) \text{ and } (p = 0 \text{ or } z_{4,i} = 0), & (6) \\ c'_{4,i+1} & \text{if } 2^s < i < 2^s + L(s) \text{ and } p = 1 \text{ and } z_{4,i} = 1, & (7) \\ c'_{3,i+1} & \text{if } i = 2^s + L(s) \text{ and } p = 1 \text{ and } z_{4,i} = 1, & (8) \\ c'_{3,i} & \text{if } i = 2^s + L(s) + 1, & (9) \\ c'_{2,i} & \text{if } i = 0 \text{ and } c \geq q^N - k_3 \text{ and } z_{2,i} = 0, & (10) \\ c'_{4,i+1} & \text{if } i = 0 \text{ and } c \geq q^N - k_3 \text{ and } z_{2,i} = 1 \text{ and } z_{4,i+1} = 0, & (11) \\ c'_{3,i+1} & \text{if } i = 0 \text{ and } c \geq q^N - k_3 \text{ and } z_{2,i} = 1 \text{ and } z_{4,i+1} = 1. & (12) \end{cases}$$

In this case disjunction, the cases on lines 1–2 handle  $H_0$  excepted  $P'_3$ : if  $c$  is a secondary port ( $p = 1$ ) and  $c$  has no out-neighbor in  $H_0$  (which is a copy of  $G_2$ ), then its out-neighbor is taken from  $H_1$  (which is a copy of  $G_{01}$ ). The cases on lines 3–5 handle  $H_i$  for  $i \in \{1, \dots, 2^s\}$ : if  $c$  is a secondary port ( $p = 1$ ) and  $c$  has out-neighbor in  $H_i$  (which is a copy of  $G_{01}$ ), then its out-neighbor is taken from  $H_{i+1}$  (which is a copy of  $G_{01}$  when  $i \neq 2^s$ , and a copy of  $G_4$  otherwise). The cases on lines 6–8 handle  $H_i$  for  $i \in \{2^s + 1, \dots, 2^s + L(s)\}$ : if  $c$  is a secondary port ( $p = 1$ ) and  $c$  has out-neighbor in  $H_i$  (which is a copy of  $G_4$ ), then its out-neighbor is taken from  $H_{i+1}$  (which is a copy of  $G_4$  when  $i \neq 2^s + L(s)$ , and a copy of  $G_3$  otherwise). The case on line 9 handles  $H_{2^s+L(s)+1}$ : configuration  $c$  is never a secondary port in this case (hence it is not necessary to precise

that  $p = 0$ ), and the out-neighbor is always in  $H_{2^s+L(s)+1}$  (which is a copy of  $G_3$ ). Finally, the cases lines 10–12 handle  $P'_3$ : configuration  $c$  is always a secondary port in this case (hence it is not necessary to precise that  $p = 1$ ), and if its out-neighbor is not in  $H_0$  (which is a copy of  $G_2$ ), then it may be either be within  $P'_3$  from the primary ports of  $H_1$  (computed from a copy of  $G_4$ , which has the same port vertices as  $G_0$  and  $G_1$ ), or the out-neighbor is in  $H_{2^s+L(s)+1}$  (which is a copy of  $G_3$ , whose port labels are identical to  $G_4$ , so that it is convenient here to also use  $c_{i+1}$  in the subcircuit for  $G_3$ ).

From the explanations above, we conclude that the whole circuit computes  $F$  such that  $\mathcal{G}_F$  is defined in Equation 1. The argumentation relies on the fact that this  $\mathcal{G}_F$  from [11] has, by hypothesis, out-degree exactly one, hence if a secondary port vertex has out-degree zero then its out-neighbor necessarily comes from the primary port vertex merged with it during the gluing operations (and if a secondary port vertex has an out-neighbor in two graphs  $H_i, H_{i+1}$ , then these two out-neighbors will be merged and our circuit considers the first one). The subcircuit for *select* is again a case disjunction with simple arithmetics on  $\mathcal{O}(s)$ -bits integers, constructible in logspace.

**Remark 3.** *If  $L(s) = 0$  then there is no copy of  $G_4$ , and *select* is simply patched by replacing  $c'_{4,i+1}$  line 5 with  $c'_{3,i+1}$ , and deleting line 8 to avoid an ambiguity for  $i = 2^s$  (lines 6–7 are vacuous, and line 11 is still correct).*

#### 4.1.6 Logspace reduction

Each subcircuit has a size polynomial in  $s$ , hence encoded on  $\mathcal{O}(\log(s))$  bits, therefore there is no difficulty in building a unique adjacency matrix (and gates vector) with additional wires for their assembly (between subcircuits inputs and outputs). For example, the  $\lceil \log_2(q^N) \rceil$  output bits of each *absolute* can be grouped as consecutive gates, and remembered as a logspace pointer to the first of these output gate. There are finitely many such grouped wirings to implement. We conclude that, from an instance  $S$  of **SAT**, the circuit described on Figure 4 can be constructed in logspace. Theorem 1 then follows from [11] (Section 3) regarding  $\psi$ - $q$ -AN-dynamics.

## 5 Non-deterministic dynamics

In this section we will show how to construct a circuit for the  $q$ -uniform AN  $F$  with  $N$  automata whose dynamics is given by Equation 1, in the non-deterministic case. The graphs from  $\Gamma$  and  $\mathcal{G}_F$  are arbitrary. Recall that when port vertices are merged, all arcs are kept. Figure 5 gives an overview of the construction, on  $2 \lceil \log_2(q^N) \rceil$  input bits and 1 output bit, with subcircuits again represented as boxes (the circuits of the graphs from  $\Gamma$  also take a pair of configurations as input, and output the corresponding adjacency bit, *i.e.* whether there is an arc from the first to the second).

We still use the exact same functions as in the deterministic case for *numcopy* and *relative*. We will adapt the definition of  $G_{01}$ , *select*, but most importantly we will introduce the function *max* to handle the case where  $c$  and  $c'$  belong to different copies.

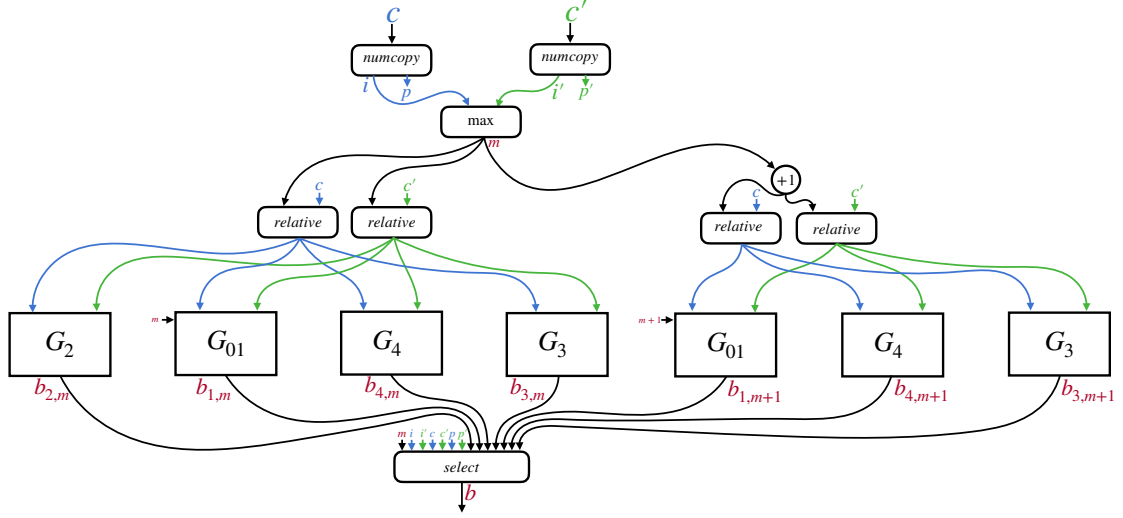


Figure 5: Circuit of  $F$ , computing  $F(c, c') = b$ . For clarity, some wires are not drawn, but are replaced with references in blue (relative to  $c$ ), green (relative to  $c'$ ) and red.

### 5.0.1 Subcircuit $G_{01}$

As in the deterministic case,  $G_{01}$  is still a copy of either  $G_0$  or  $G_1$ , depending on an evaluation of  $S$ . Now it has three inputs:

$$G_{01}(i, c, c') = \begin{cases} G_1(c, c') & \text{if } S(i-1) \text{ is true,} \\ G_0(c, c') & \text{otherwise.} \end{cases}$$

### 5.0.2 Subcircuits $max$ and $select$

One difficulty that can arise in the non-deterministic case, is that given two configurations  $c$  and  $c'$  as an input, when computing  $numcopy(c) = (i, p)$  and  $numcopy(c') = (i', p')$  we have  $i \neq i'$ . Our goal in the circuit of  $F$  is to verify whether there exists a graph  $H_j$  such that  $H_j(c, c') = 1$ , and for this purpose it is convenient to introduce  $m = \max(i, i')$ . We proceed to a case analysis centered on ports (recall  $p, p'$  indicate whether  $c, c'$  are secondary ports, respectively), and indicate the corresponding cases in the next definition of  $select$  which is centered on the value of  $m$  (and sometimes  $m+1$ ).

- If neither  $c$  nor  $c'$  belongs to  $P'_3$ , then we need to search for the existence of the arc  $(c, c')$  in at most two graphs.
  - If  $i = i' = m$  and  $(p = 0 \text{ or } p' = 0)$ , then we search in  $H_m$  (cases 3–7).
  - If  $i = i' = m$  and  $p = 1$  and  $p' = 1$ , then we search in  $H_m$  and  $H_{m+1}$  (cases 3–7).
  - If  $i' = i + 1 = m$  and  $p = 1$ , then we search in  $H_m$  (cases 8–10).
  - If  $i = i' + 1 = m$  and  $p' = 1$ , then we search in  $H_m$  (cases 8–10).

- Otherwise  $|i - i'| > 1$ , or  $|i - i'| = 1$  and the configuration in  $H_{\min(i, i')}$  is not a secondary port, so no graph contains both vertices (case 1).
- If  $c$  is in  $P'_3$  and  $c'$  is not in  $P'_3$ , then  $i = 0$ ,  $m = i'$ , and it depends on whether  $c'$  is a secondary port (exists in two graphs) (cases 3–7).
  - If  $p' = 0$  then we search only in  $H_m$ .
  - If  $p' = 1$  then we search in  $H_m$  and  $H_{m+1}$ .
- If  $c$  is not in  $P'_3$  and  $c'$  is in  $P'_3$ , then  $i' = 0$ ,  $m = i$ , and it depends on whether  $c$  is a secondary port (exists in two graphs) (cases 3–7).
  - If  $p = 0$  then we search only in  $H_m$ .
  - If  $p = 1$  then we search in  $H_m$  and  $H_{m+1}$ .
- If  $c, c'$  are both in  $P'_3$ , then we search in all graphs (by construction,  $c$  and  $c'$  have the same labels in all graphs) (case 2).

The subcircuit:

$$\text{select} : \{0, \dots, 2^s + L(s) + 1\}^3 \times \{0, \dots, q^N - 1\}^2 \times \{0, 1\}^9 \rightarrow \{0, 1\}$$

takes as inputs:

- $i, i'$  and  $c, c'$  such that the former are the outputs of *numcopy* on the latter,
- the output bits from all the subcircuits for the graphs of  $\Gamma$ , denoted  $b_{2,m}, b_{01,m}, b_{4,m}, b_{3,m}, b_{01,m+1}, b_{4,m+1}, b_{3,m+1}$ ,
- the bits  $p$  and  $p'$  (whether  $c$  and  $c'$  are secondary ports of  $H_i$  and  $H_{i'}$ , respectively).

It follows the case analysis presented above and factorizes  $H_m$  and  $H_{m+1}$  according to the value of  $m$ , with the search for an arc in multiple graphs implemented as a logical *or* (denoted  $\vee$ ). Recall that a vertex belongs to  $P'_3$  when its label is greater or equal to  $q^N - k_3$ , hence *select* outputs  $b$  equal to:



$$\begin{aligned}
& \left\{ \begin{array}{ll} 0 & \text{if } |i - i'| > 1 \text{ and } c < q^N - k_3 \text{ and } c' < q^N - k_3, \end{array} \right. & (1) \\
& \left\{ \begin{array}{ll} b_{2,m} \vee b_{01,m} \vee b_{4,m} & \text{if } c \geq q^N - k_3 \text{ and } c' \geq q^N - k_3, \\ \vee b_{01,m+1} \vee b_{4,m+1} \vee b_{3,m+1} & \end{array} \right. & (2) \\
& \left\{ \begin{array}{ll} b_{01,m} \vee (b_{01,m+1} \wedge p \wedge p') & \text{if } 0 < i = i' < 2^s \text{ or } (c \geq q^N - k_3 \text{ and } 0 < i' < 2^s) \\ & \text{or } (c' \geq q^N - k_3 \text{ and } 0 < i < 2^s), \end{array} \right. & (3) \\
& \left\{ \begin{array}{ll} b_{4,m} \vee (b_{4,m+1} \wedge p \wedge p') & \text{if } 2^s < i = i' < 2^s + L(s) \\ & \text{or } (c \geq q^N - k_3 \text{ and } 2^s < i' < 2^s + L(s)) \\ & \text{or } (c' \geq q^N - k_3 \text{ and } 2^s < i < 2^s + L(s)), \end{array} \right. & (4) \\
& \left\{ \begin{array}{ll} b_{01,m} \vee (b_{4,m+1} \wedge p \wedge p') & \text{if } i = i' = 2^s \text{ or } (c \geq q^N - k_3 \text{ and } i' = 2^s) \\ & \text{or } (c' \geq q^N - k_3 \text{ and } i = 2^s), \end{array} \right. & (5) \\
& \left\{ \begin{array}{ll} b_{2,m} \vee (b_{01,m+1} \wedge p \wedge p') & \text{if } (i = i' = 0 \text{ and } c < q^N - k_3 \text{ and } c' < q^N - k_3) \\ & \text{or } (c \geq q^N - k_3 \text{ and } i' = 0) \\ & \text{or } (c' \geq q^N - k_3 \text{ and } i = 0), \end{array} \right. & (6) \\
& \left\{ \begin{array}{ll} b_{4,m} \vee (b_{3,m+1} \wedge p \wedge p') & \text{if } (i = i' = 2^s + L(s) \text{ and } c < q^N - k_3 \text{ and } c' < q^N - k_3) \\ & \text{or } (c \geq q^N - k_3 \text{ and } i' = 2^s + L(s)) \\ & \text{or } (c' \geq q^N - k_3 \text{ and } i = 2^s + L(s)), \end{array} \right. & (7) \\
& \left\{ \begin{array}{ll} b_{01,m} & \text{if } |i - i'| = 1 \text{ and } 0 < m \leq 2^s, \end{array} \right. & (8) \\
& \left\{ \begin{array}{ll} b_{4,m} & \text{if } |i - i'| = 1 \text{ and } 2^s < m \leq 2^s + L(s), \end{array} \right. & (9) \\
& \left\{ \begin{array}{ll} b_{3,m} & \text{if } i = i' = 2^s + L(s) + 1. \end{array} \right. & (10)
\end{aligned}$$

The final assembly and logspace reduction are as the deterministic case.

## 6 Conclusion and perspectives

While detailing the circuit metaconstruction of Rice-like complexity lower bounds introduced in [9] for succinct graph representations and refined in [11] for  $q$ -uniform automata networks, we have demonstrated that it is feasible in logspace. The main non-constant part of the metaconstruction given by Equation 1 consists in evaluating  $S$ . Proving that this metareduction is computable in logspace may basically amount to exploiting the fact that **CVP** (Circuit Value Problem) is P-complete for many-one logspace reductions, but we have presented a much more direct construction of the circuit. Indeed, to formally exploit the fact that our circuits for  $\mathcal{G}_F$  implement polytime algorithms, we would have to explain how to construct in logspace (from  $S$ ) an algorithm for the circuit outputted by the metareduction (on input  $c$  in the deterministic case, or on input  $c, c'$  in the non-deterministic case), which requires an almost equal care, but is less explicit.

The final result of [11], whose reduction is improved in the current article, is that  $\psi$ - $q$ -**AN-dynamics** and  $\psi$ - $q$ -**NAN-dynamics** are NP-hard or coNP-hard if  $\psi$  is non-trivial in the former case, or arborescent in the latter case. In the deterministic case, if  $\psi$  is trivial, then  $\psi$ - $q$ -**AN-dynamics** can be solved in constant time. However, in the non-deterministic case, if  $\psi$  is not arborescent, then the complexity of  $\psi$ - $q$ -**NAN-dynamics** is still open. The difference comes from the fact that an arborescent formula can be

seen as a non-trivial formula that has also infinitely many models and counter-models of bounded treewidth. Nevertheless, dynamics of unbounded treewidth may be pertinent, and the associated decision problem may be hard as well. A track of research consists in considering other graph parameters, such as cliquewidth or twinwidth, in order to push these results forward.

As a consequence of our results, the problems  $\psi$ - $q$ -**AN-dynamics** and  $\psi$ - $q$ -**NAN-dynamics** are P-hard (if  $\psi$  is respectively non-trivial or arborescent). More interestingly, it showcases how to obtain P-hardness with the technique of Rice-like metareduction for the study of the complexity of finite dynamical systems introduced in [9, 11]. This is among current tracks of research for the development of Rice-like metatheorems, in particular for the introduction of new relations in the signature of monadic second order formulas. Indeed, introducing relations distinguishing configurations, for example a total or partial order  $<$  on binary strings, results in breaking the isomorphism invariant of  $\{=, \rightarrow\}$ , that is the fact that  $G \sim G'$  implies  $G \models \psi \iff G' \models \psi$ . It follows that “easy” questions can be asked, such as whether the minimum configuration  $0^n$  is a fixed point:  $\forall c : (\forall c' : c \neq c' \implies c < c') \implies (c \rightarrow c)$ . This question is obviously P-complete, and we conjecture that a Rice-like result of the form “any non-trivial question on the signature  $\{=, \rightarrow, <\}$  is P-hard” holds.

Finally, providing an explicit construction of the circuits succinctly encoding the ANs produced by metareductions is also a ground step to the transfer of Rice-like complexity lower bound metatheorems to other models of computation (*e.g.* reaction systems, membrane models, DNA folding, finite cellular automata...), which may require to accommodate additional constraints.

**Acknowledgements** The authors thank projects ANR-24-CE48-7504 ALARICE, HORIZON-MSCA-2022-SE-01 101131549 ACANCOS, STIC AmSud CAMA 22-STIC-02.

## References

- [1] Alon, N.: Asynchronous threshold networks. *Graphs and Combinatorics* **1**, 305–310 (1985)
- [2] Aracena, J., Bridoux, F., Gómez, L., Salinas, L.: Complexity of limit cycles with block-sequential update schedules in conjunctive networks. *Natural Computing* **22**(3), 411–429 (2023)
- [3] Bridoux, F., Gaze-Maillot, C., Perrot, K., Sené, S.: Complexity of limit-cycle problems in boolean networks. In: *Proceedings of SOFSEM’2021*. LNCS, vol. 12607, pp. 135–146. Springer (2021)
- [4] Chiu, A., Davida, G., Litow, B.: Division in logspace-uniform NC<sup>1</sup>. *RAIRO - Theoretical Informatics and Applications* **35**(3), 259–275 (2001)
- [5] Downey, R.G., Fellows, M.R.: *Fundamentals of parameterized complexity*. Springer (2013)

- [6] Espinosa-Soto, C., Padilla-Longoria, P., Alvarez-Buylla, E.R.: A gene regulatory network model for cell-fate determination during *Arabidopsis thaliana* flower development that is robust and recovers experimental gene expression profiles. *The Plant Cell* **16**, 2923–2939 (2004)
- [7] Galperin, H., Wigderson, A.: Succinct representations of graphs. *Information and Control* **56**(3), 183–198 (1983)
- [8] Gamard, G., Guillon, P., Perrot, K., Theyssier, G.: Rice-Like Theorems for Automata Networks. In: *Proceedings of STACS’2021. LIPIcs*, vol. 187, pp. 32:1–32:17. Schloss Dagstuhl (2021)
- [9] Gamard, G., Guillon, P., Perrot, K., Theyssier, G.: Hardness of monadic second-order formulae over succinct graphs (2023), preprint arXiv:2302.04522v2
- [10] Goles, E., Montealegre, P., Ríos Wilson, M., Theyssier, G.: On the impact of treewidth in the computational complexity of freezing dynamics. In: *Proceedings of CiE’2021*. pp. 260–272. Springer (2021)
- [11] Goubault-Larrecq, A., Perrot, K.: Rice-like complexity lower bounds for boolean and uniform automata networks (2024), preprint arXiv:2409.08762v1
- [12] Karlebach, G., Shamir, R.: Modelling and analysis of gene regulatory networks. *Nature Reviews Molecular Cell Biology* **9**, 770–780 (2008)
- [13] Kauffman, S.A.: Metabolic stability and epigenesis in randomly constructed genetic nets. *Journal of Theoretical Biology* **22**, 437–467 (1969)
- [14] Lhoussaine, C., Remy, E.: *Symbolic Approaches to Modeling and Analysis of Biological Systems*. ISTE Consignment, Wiley (2023)
- [15] Libkin, L.: *Elements of finite model theory*. Springer (2004)
- [16] Mendoza, L., Alvarez-Buylla, E.R.: Dynamics of the genetic regulatory network for *Arabidopsis thaliana* flower morphogenesis. *Journal of Theoretical Biology* **193**, 307–319 (1998)
- [17] Palma, E., Salinas, L., Aracena, J.: Enumeration and extension of non-equivalent deterministic update schedules in boolean networks. *Bioinformatics* **32**(5), 722–729 (2016)
- [18] Paulevé, L., Sené, S.: *Systems biology modelling and analysis: formal bioinformatics methods and tools*, chap. Boolean networks and their dynamics: the impact of updates, pp. 173–250. Wiley (2022)
- [19] Perifel, S.: *Complexité algorithmique*. Ellipses. (2014)
- [20] Perrot, K.: *Études de la complexité algorithmique des réseaux d’automates*. Habilitation thesis, Aix-Marseille University (2022)

- [21] Salinas, L., Gómez, L., Aracena, J.: Existence and non existence of limit cycles in boolean networks. In: Automata and Complexity. vol. 42, pp. 233–252. Springer (2022)
- [22] Thieffry, D., Thomas, R.: Dynamical behaviour of biological regulatory networks – II. Immunity control in bacteriophage lambda. Bulletin of Mathematical Biology **57**, 277–297 (1995)
- [23] Thomas, R.: Boolean formalization of genetic control circuits. Journal of Theoretical Biology **42**, 563–585 (1973)
- [24] Wegener, I.: The Complexity of Boolean Functions. Wiley-Teubner (1987)