

Evaluating Trust in AI, Human, and Co-produced Feedback Among Undergraduate Students

Title Page

- Title: Evaluating Trust in AI, Human, and Co-produced Feedback Among Undergraduate Students
- Author information:
 - Full names of all authors:
 - Audrey Zhang¹ (ORCID: 0009-0002-8180-0714)
 - Yifei Gao² (ORCID: 0009-0009-4571-1037)
 - Wannapon Suraworachet² (ORCID: 0000-0003-3349-4185)
 - Tanya Nazaretsky³ (ORCID: 0000-0003-1343-0627)
 - Mutlu Cukurova² (ORCID: 0000-0001-5843-4854)
 - Corresponding author's email: zhongyao.zhang.19@ucl.ac.uk
 - Author affiliations and countries:
 - 1 Department of Experimental Psychology, University College London, London, United Kingdom
 - 2 UCL Knowledge Lab, University College London, London, United Kingdom
 - 3 EPFL, Lausanne, Switzerland

Abstract

As generative AI transforms educational feedback practices, understanding students' perceptions of different feedback providers becomes crucial for effective implementation. This study addresses a critical gap by comparing undergraduate students' trust in AI-generated, human-created, and human-AI co-produced feedback, informing how institutions can adapt feedback practices in this new era. Through a within-subject experiment with 91 participants, we investigated factors predicting students' ability to distinguish between feedback types, perception of feedback quality, and potential biases to AI involvement. Findings revealed that students generally preferred AI and co-produced feedback over human feedback in terms of perceived usefulness and objectivity. Only AI feedback suffered a decline in perceived genuineness when feedback sources were revealed, while co-produced feedback maintained its positive perception. Educational AI experience improved students' ability to identify AI feedback and increased their trust in all feedback types, while general AI experience decreased perceived usefulness and credibility. Male students consistently rated all feedback types as less valuable than their female and non-binary counterparts. These insights inform evidence-based guidelines for integrating AI into higher education feedback systems while addressing trust concerns and fostering AI literacy among students.

Keywords: AI-EdTech, Formative Feedback, Trust in AI

1. Introduction

Constructive and personalised feedback plays a crucial role in supporting students' learning, as it fosters confidence in their ability to improve and make progress (Ruijten-Dodoiu et al., 2025). Substantial studies emphasised the importance of formative feedback on students' effective learning (Bandiera et al., 2015; Cavalcanti et al., 2021; Hattie & Timperley, 2007; Henderson et al., 2019; Hooda et al., 2022; Zhang et al., 2024). For example, Black and Wiliam (1998) reviewed over 250 studies on feedback and found that it improves student learning and satisfaction significantly. More recently, Henderson, Phillips, Ryan, et al. (2019) conducted an in-depth analysis of seven case studies, employing multiple rounds of thematic analysis, comparative case evaluation, and reliability checks. Their research identified 12 key conditions that facilitate effective feedback, emphasising the necessity of well-structured feedback processes. Due to such inherited complexity of feedback provision processes, instructors, the typical feedback source in higher education, frequently encounter limitations in their ability to provide detailed and constructive feedback to large student cohorts in universities (Dai et al., 2024; Henderson, Ryan, & Phillips, 2019). In addition, the imbalance between the number of teachers and students (Carless & Winstone, 2020; Dai et al., 2024; Nazaretsky et al., 2024a) and a high diversity of student backgrounds and levels of knowledge exacerbate the problem.

The rapid development of Generative AI (GenAI) tools, especially Large Language Models (LLMs), has introduced new opportunities for enhancing the efficiency and effectiveness of student feedback provision (Cavalcanti et al., 2021; Dai et al., 2023). Recent studies confirm that GenAI has the potential to deliver high-quality formative feedback compared to feedback crafted by human experts. For example, LLM models have been shown to offer effective feedback on students' performance in open-ended data science tasks (Dai et al., 2023), students' argumentative writing skills (Escalante et al., 2023; Steiss et al., 2024; Wambsganss et al., 2021; Wilson et al., 2021; Zhu et al., 2019), and programming tasks (Gabbay & Cohen, 2024; Pankiewicz & Baker, 2023).

Albeit the benefits, significant issues still remain about the use of AI-generated feedback including implicit and explicit bias embedded in the generated feedback content (Nazaretsky et al., 2025), reliability and validity of feedback content (Chang et al., 2024), as well as the larger ecosystem level issues of potential de-professionalisation of teachers due to cognitive atrophy at key pedagogical tasks like feedback generation (Cukurova, 2024). Some of these concerns can be addressed with teacher-in-the-loop approaches with co-produced feedback (Nazaretsky et al., 2025; Rüdian et al., 2025). For instance, co-produced feedback approaches can be employed to assist instructors in generating feedback by integrating the advantages of AI-generated feedback while maintaining human oversight for refinement (Vaccaro et al., 2024). Therefore, co-produced systems potentially leverage the complementary strengths of both humans and AI—while human intelligence enables reasoning across diverse problems, AI systems excel in computational tasks that may be challenging for humans (Bansal et al., 2019). By combining these strengths, co-produced feedback has the potential to ensure both efficiency and quality in the feedback process (Bansal et al., 2021; Vaccaro et al., 2024). However, there is limited empirical work investigating students' perception of co-produced feedback.

Students are often reluctant to use AI feedback due to biases against them, including concerns about algorithmic bias and distrust toward AI as a feedback provider. These factors can slow down the process of AI feedback adoption in higher education and mitigate gaining its potential benefits for students and educators (Dietvorst et al., 2014; Nazaretsky et al., 2024b). Co-produced feedback approaches hold the potential to leverage benefits of AI regarding more efficient and effective feedback generation while potentially avoiding some of the concerns regarding AI-generated content due to teacher input and monitoring, as well as avoiding students' credibility of feedback source bias. Despite this potential, there is a significant gap in the literature investigating students' perception of human-AI co-produced feedback, whilst recent literature mainly covering comparisons of human generated feedback to AI-generated feedback (Nazaretsky et al., 2025).

This study aims to fill this gap, by examining how the identity of feedback providers influences students' perceptions, specifically comparing AI-generated, human-created, and co-produced (i.e. human feedback improved by AI) feedback in

higher education contexts. We explore whether university students can differentiate between the three types of feedback and how their perceptions shift upon learning the actual source. The research provides valuable insights into students' evaluation of credibility across AI, human, and co-produced feedback, which is essential for the effective integration of AI in higher education contexts. More specifically, the study addresses the following three research questions:

1. What factors predict students' ability to distinguish between AI-generated, human-generated, and co-produced feedback?
2. How does students' perception of feedback change after its source has been revealed to them?
3. What biases emerge against the three types of feedback studied, and do these biases vary based on students' backgrounds?

To address the research questions, we conducted a research study employing a 2 × 3 within-subject experimental design with initially blind feedback identity, following the procedure outlined by Nazaretsky et al. (2024). The design included three feedback provider groups (AI, human teaching assistants, and co-produced human-AI feedback) presented in randomised order to participants and two measurement conditions (blind and informed identity). Ninety-one undergraduate psychology students participated in the study. To investigate students' perceptions towards different feedback providers, the survey was delivered online. The main findings indicate that students generally preferred AI and co-produced feedback over human feedback in terms of perceived usefulness and objectivity, challenging some assumptions about student preferences. When feedback sources were revealed, only AI feedback suffered a decline in perceived genuineness, while co-produced feedback maintained its positive perception. Educational AI experience improved students' ability to identify AI feedback and increased their trust in all feedback types, while general AI experience decreased perceived usefulness and credibility. Male students consistently rated all feedback types as less useful than their female and non-binary counterparts. These patterns suggest that students have nuanced attitudes toward different types of AI integration in formative feedback in higher education contexts that vary based on their prior AI exposure contexts and demographics.

2. Literature Review

Formative feedback is widely recognised as a fundamental component of students' learning processes, significantly influencing their academic development and subsequent assessments (Rüdian et al., 2025). It plays a crucial role in scaffolding learning by providing guidance that supports learners in achieving their academic goals and enhancing their self-regulation skills. Substantial studies emphasised the importance of formative feedback on students' effective learning (Bandiera et al., 2015; Hattie & Timperley, 2007; Henderson et al., 2019; Hooda et al., 2022; Zhang

et al., 2024). Shute (2008) defined formative feedback as the transmission of information to learners aimed at influencing their learning behaviours or thinking to enhance their learning outcomes.

Formative feedback is a fundamental aspect of the teaching and learning process, enabling students to identify learning gaps, engage in self-assessment, and take action based on the insights received (Hooda et al., 2022). Formative feedback provides instructors with valuable information on the effectiveness of their teaching strategies, allowing them to adapt their approaches to better meet students' needs. Hao et al. (2019) indicated formative feedback is more effective and important for students' learning process compared to summative feedback. While summative feedback primarily functions as a justification for assessment outcomes, formative feedback actively supports their ongoing development and understanding. In digital environments, exploring both technological, affective, and social factors is crucial, as these remain under-researched despite their significant impact on feedback effectiveness (Evans, 2013; Lawson et al., 2020; Schneider et al., 2021).

Previous studies on GenAI technology primarily focused on evaluating the quality of formative feedback in terms of its accuracy (Hao et al., 2021; Irons & Elkington, 2021). However, there remains a notable gap in research examining students' social-emotional perceptions of feedback—specifically, how they subjectively adopt and respond to AI-generated feedback (Er et al., 2024; Nazaretsky et al., 2024; Zhang et al., 2024). Likewise, Ruwe and Mayweg-Paus (2023) emphasised feedback goes beyond delivering the information; it also involves the responses and interactions of both the provider and the recipient. This suggests students' perceptions of feedback are crucial, as they influence how feedback is received, interpreted, and applied to learning. Therefore, this research focuses on understanding students' perceptions of feedback in order to enhance the adoption and effectiveness of genAI feedback in higher education setting.

In this space, recently, Nazaretsky et al. (2024) conducted a study investigating students' perceptions of AI-generated versus human-created feedback in higher education, focusing on students' ability to differentiate between the two, shifts in perception after identity disclosure, and potential biases against AI feedback. However, they did not consider co-produced feedback approaches that would combine the strengths of both human tutor and AI. Besides, there is a lack of understanding regarding whether human-AI collaboration in feedback creation is better received by learners than either humans or AI alone (Vaccaro et al., 2024). In addition, extending this line of study in a UK higher education context would gain valuable comparative data and insights into how potential cultural and contextual systemic differences may impact perceptions of different feedback providers among students. To address these gaps, this study introduces a co-produced feedback approach in comparison to AI generated and human created feedback, contributing to a more comprehensive understanding of its potential benefits in higher education.

2.1. The Role of Feedback Providers in Higher Education

2.1.1. Human-generated Feedback

Providing manual feedback from instructors in higher education context is the most common and effective way for enhancing students' assessment scores (Ajjawi & Boud, 2018; Cavalcanti et al., 2019; Gan et al., 2021). For example, Er et al. (2024)'s recent study indicated that students who received instructor feedback demonstrated significantly greater improvements in their undergraduate Java lab course scores compared to those who received AI-generated feedback, even when accounting for their initial knowledge levels. Similarly, Foster et al., (2024) demonstrated that well-designed instructor feedback can play a crucial role in guiding students toward mastering programming skills and knowledge (p.84, 38), ultimately boosting their confidence and proficiency in the field. This reveals an apparent emotional qualitative difference in whether the submitted work has been reviewed and praised by a real human, or an LLM, with the human praise being clearly valued more relatable (Rüdian et al., 2025).

However, effectively managing feedback is considered one of the hardest parts of teaching (Winstone & Carless, 2019). Providing a personalised and detailed formative feedback is very time-consuming and require significant efforts from instructors (Ajjawi & Boud, 2018; Gan et al., 2021). Besides, there is often a shortage of instructors relative to the large student population in universities, resulting in a low instructor-to-student ratio even in relatively well-developed nations' universities (Nazaretsky et al., 2024; Ruwe & Mayweg-Paus, 2023), yet alone in developing country contexts. Feedback generation imposes an excessive and unsustainable workload on instructors in large cohorts due to the high demands of teaching despite its effectiveness and importance (Er et al. ,2024; Nazaretsky et al., 2024; Zhang et al., 2024). High demands of feedback generation could potentially be addressed or mitigated to a great extent by leveraging recent advancements in GenAI.

2.1.2. AI-generated Feedback

Employing GenAI tools to provide feedback is of increasing interest to researchers due to the recent development in LLMs (Er et al., 2024). AI-generated feedback has extensive potential in educational settings (Chen et al., 2020; Chiu et al., 2022). Recent research includes explorations on embedding them into grading tools used in large undergraduate programming courses (Leite & Blanco, 2020) or using them as support tools for educators to save time and resources by automatically generating feedback on students' argumentative writing skills (Wambsganss et al., 2021; Wilson et al., 2021; Zhu et al., 2019).

AI-generated automated feedback can enhance both the efficiency and scalability of the feedback delivery process. For example, LLMs such as GPT-4 have been employed to provide feedback on various student tasks. Key applications of

GPT-based models include assessing student performance in academic writing performance (Nguyen et al., 2024), detecting logical errors in inquiry-based learning (Bewersdorff et al., 2023), and offering hints for algebra-related topics (Pardos & Bhandari, 2023). These models have demonstrated performance levels comparable to those of well-trained human evaluators (Nazaretsky et al., 2024a). Similarly, in a recent study, Dai et al. (2023) used GPT4o to provide corrective feedback in undergraduate writing, indicating that AI-generated feedback was found to be more readable and detailed than instructor feedback. Likewise, Escalante et al., (2023) conducted a study examining the learning outcomes of 48 university level English as a new language learners in a six-week long repeated measures quasi experimental design. The experimental group received writing feedback generated from GPT4 and the control group received feedback from their human tutor. Findings showed that the use of AI-generated feedback can likely be incorporated into essay evaluation without affecting students learning outcomes negatively. Dai et al., (2023) examined the alignment between feedback generated by ChatGPT3.5 and that provided by a teacher. Their findings indicated that the ChatGPT produced more detailed feedback and demonstrated high accuracy in summarising student performance. These examples indicate AI-generated feedback has great potential compared to human instructors' feedback regarding its accuracy and efficiency.

However, LLM generated feedback have some limitations which that must be considered before employing them in practice, despite their potential benefits. Scholars indicate several concerns, including the hallucinations of the models, potential bias in content, opaque nature of the models, reliability and validity concerns, accessibility issues due to cost and licensing fees of models, privacy and data security issues in the training and use of LLMs, lack of control and customisation of most commercial LLMs, their dependence on connectivity, ethical and regulatory compliance of the companies who create LLMs as well as the environmental impact and sustainability concerns of training such large models. Most of these issues are large concerns that are valid but out of scope for this empirical investigation. However, here we would like to highlight a few other issues that are directly relevant to the focus of this paper including the lack of trust in AI's decision-making processes by humans.

An important consideration is to ensure that the feedback generated is factually correct and of value to students' formative learning. However, the accuracy of LLMs' outputs is impossible to fully control and partially dependent on how prompt engineering is formulated and structured (Strobelt et al., 2022). This implies the accuracy of AI-generated feedback relies on precise and well-crafted prompts, meaning that vague or overly broad prompts can lead to inaccurate or unhelpful responses (Escalante et al., 2023). This task itself and its workload implications should be taken into account in discussions of AI-generated feedback by human tutors.

Another key limitation of AI-generated feedback in education is the black-box nature of LLMs, which raises concerns about transparency and credibility (Rüdian et al., 2025). Although some open-source LLMs, such as LLaMA, have been utilised in practice, LLMs traditionally lack functionality to explicitly explain the indicators used in generating feedback. This absence of explainability is particularly problematic when essential feedback criteria are missing. By first extracting responses based on specific evaluation criteria and then assessing their alignment with teacher expectations, explainable feedback indicators could be further developed. These indicators could then either directly inform feedback formulation or be integrated into structured explanations using selected text snippets. This method enhances the interpretability of AI-generated feedback, ensuring it remains aligned with pedagogical standards and teacher expectations (Rüdian et al., 2025). However, it is more time-consuming and LLMs are traditionally difficult to implement rubrics.

2.1.3. Co-produced Feedback

Studies tend to examine human-generated and AI-generated feedback separately, overlooking an integration of human-AI co-produced feedback which could offer novel potential. Stemming from the conceptualisation of hybrid intelligence, which is the synergistic combination of human and artificial intelligence to perform a task, could possibly lead emergent intelligence to be greater than the sum of each agents' intelligence (Cukurova, 2019; 2024). The concept of hybrid intelligence, complementing and augmenting human intelligence with AI, has been increasingly discussed, especially in educational contexts. For example, in the adaptive learning system contexts, Holstein, Alevan and Rummel (2020) proposed human-AI hybrid adaptability where goals, perceptions, actions and decisions could be augmented and mutually enhance each other's capabilities. Feedback co-produced by humans and AI could be viewed as a joint outcome obtained from hybrid adaptivity in their action space through a combination of their strengths and mitigation of weaknesses. In other words, while humans may be superior in grounding pedagogical interests, AI could offer speed and scalability with automated content generation.

While there is growing interest in designing hybrid intelligence systems supporting students' learning by offering AI feedback to teachers (e.g., Holstein and Alevan, 2022), presumably augmenting their capabilities, research specifically focusing on engaging teachers in the loop for feedback provision is somewhat limited. One exception is Pahi et al. (2024)'s study, investigating human (TAs), AI (ChatGPT, model unspecified) and their co-produced feedback provision in terms of feedback quality and timeliness of feedback generation. Their hybrid feedback condition includes independent feedback generation by AI and TAs, AI feedback reviewed by TAs and AI improved TA feedback. They found distinctive benefits among AI and humans in feedback generation as well as the co-produced approach. Surprisingly, TAs seem to excel at identifying technical problems and gaps whereas AI appears to be competent in providing motivational support and examples at scale.

Moreover, the co-produced approach could generally enhance feedback clarity and accuracy, suggesting augmenting capabilities of human and AI beyond individuals.

Despite an exploration of students' perceptions in Pahi et al. (2024)'s study, it only focused on investigating students' class experience with TA support, not a comparison of their perceptions towards multiple types of feedback. Furthermore, human-AI co-produced feedback can take various forms, including AI-initiated feedback reviewed by human or human-generated feedback revised by AI. While the former approach is considered the mainstream, the latter reflects real-world utilisation of AI, portraying AI as a proofreader/content coach, particularly for novice teachers. Additionally, an increasing number of studies suggest that human–AI collaboration does not always outperform the highest capabilities of either humans or AI independently (Bansal et al., 2021; Buçinca et al., 2020; Zhang et al., 2020). Some challenges including communication difficulties, trust issues, ethical dilemmas, and the complexities of ensuring effective human–AI coordination, can mitigate the effectiveness of hybrid systems (Bansal et al., 2021; Buçinca et al., 2020; Zhang et al., 2020).

To the best of our knowledge, none of the previous studies has comparatively investigated students' perceptions emerging from human-AI co-produced feedback, where AI functions as a proofreader of human-generated feedback, in comparison to human feedback and AI-generated feedback. This study is the first step towards understanding factors influencing students' perception of these three different types of feedback in higher education contexts and a milestone towards designing human-AI hybrid feedback implementations in real-world contexts.

2.2. Factors Impact Student Perceptions of Feedback

Prior studies have assessed the accuracy of students' judgments by benchmarking them compared to expert evaluations (Andrade, 2019; Falchikov & Goldfinch, 2000). However, applying expert evaluation frameworks directly to students might lead to challenges, as students are in the process of learning rather than professionally trained experts. Students often have limited specialisation and may not fully grasp the broader educational objectives of formative feedback, leading to potential misalignment with instructors' intentions (Gibbs & Simpson, 2005; Tai et al., 2017).

To enhance accessibility in evaluation before presenting to students, it is crucial to employ student-friendly frameworks that make complex concepts into more comprehensible forms while maintaining the fundamental principles of the evaluation process. For example, Ruwe and Mayweg-Paus (2023) employed the FPQ scale to assess students' perceptions of feedback message quality, focusing on usefulness and fairness. Moreover, they utilised the METI scale (Hendriks et al., 2015) to evaluate students' perceptions of the feedback provider's competency, considering evaluation dimensions such as expertise, integrity, and benevolence. In Er et al.

(2024)'s study, they assessed students' perceptions based on four key dimensions: fairness, usefulness, development, and encouragement.

Previous research highlights several key factors to shape learners' willingness to perceive feedback, including their perceptions of its objectivity (Roberson & Stewart, 2006), usefulness (Henderson et al., 2019; Ryan et al., 2019), genuineness (Hirunyasiri et al., 2023; Shute, 2008), and credibility (Roberson and Stewart, 2006). Regarding objectivity, informational justice theories suggest that feedback should be perceived as fair and accurately reflecting the recipient's actual performance (Boud & Molloy, 2013; Roberson & Stewart, 2006). Besides, effective feedback should be specific, and directly related to the learner's response (Shute, 2008). For learners to engage with feedback in terms of usefulness, it should provide relevant and applicable information, and is directly related to the recipient's context (Ryan et al., 2019). Regarding genuineness, feedback should maintain a genuine, encouraging tone (Er et al., 2024; Hattie & Timperley, 2007), reflecting authenticity and sincerity (Ruijten-Dodoiu et al., 2025). It should be grounded in honesty and earned, avoiding overuse (Hirunyasiri et al., 2023). Credibility refers that the feedback provider must be perceived by learners as a secure and ethical source. Trustworthiness and reliability are key aspects of safety, while ethics includes qualities such as responsibility, privacy, and without biases (Yan et al., 2023). Driven by the review of the literature and aligned with recent studies measuring higher education students' perception of AI generated feedback (e.g. Nazaretsky et al., 2024), we consider the constructs of usefulness, objectivity, and genuineness of feedback, credibility of the feedback source, and general trust in AI-EdTech.

3. Methodology

This study employed a within-subject experimental design with initially blind feedback identity, following the procedure outlined by Nazaretsky et al (2024). To investigate students' perceptions towards different feedback providers—AI, human (teaching assistants) and co-produced feedback (from both AI and human)—a multi-page web application was developed to deliver an online survey for students. The platform was built using the Svelte JavaScript framework for the front end and deployed on Amazon Web Services (AWS). The backend was implemented with FastAPI, while AWS DynamoDB was used for storing data in JSON format. The web pages were designed to follow the experimental procedure (Figure 1).

The procedure included the following steps: (1) presenting the study information and obtaining informed consent, (2) displaying the students' answers for a weekly assignment alongside three versions of feedback and seeking their blind ratings on three dimensions - usefulness, objectivity, and genuineness - across the feedback variants, (3) collecting their AI trust, as measured by Nazaretsky et al. (2025)'s AI trust survey, (4) informing them about the primer manipulation and requesting them to identify the AI and the co-produced feedback conditions, which was considered as a simplified Turing test with limited one attempt allowed, and (5)

revealing the feedback origins to students and asking them to re-evaluate their perceptions (usefulness, objectivity, and genuineness) towards the feedback variants with the new information. Additionally, students were also asked to evaluate the feedback providers on credibility. Finally, demographic information—including their degrees, genders, ages, and years of AI usage (in general and in educational context) —was collected from students.

1.1 Study overview

Dear student,

Following your response to the course assignment, the course teaching team wishes to provide personalized feedback to you. The feedback aims to assist you in improving your learning results.

Study information

For this research, we are interested in your opinion about the feedback you received from your teaching team. The survey purposes are to understand your learning experience and to research the effectiveness of the feedback you received.

If you have any questions about the participant information sheet or the consent form, please ask the researchers before you decide to participate. Here (Information sheet), you can find more information about the study. Feel free to contact us if you have any additional questions or concerns.

Project Number: [redacted]
Principal Investigator: [redacted]

Thank you for your participation in this study!
Sincerely,
[redacted]

Please read to continue.

3. AI Trust

Read each sentence carefully and decide how much it characterizes your opinion and feeling. Choose the option that reflects your position.

Strongly disagree Disagree Neutral Agree Strongly agree

1. AI can assist me in improving my responses (e.g., answers to open-ended questions, writing essays, etc.) by suggesting personalized feedback in real time.

2. AI can assist me in understanding my responses (e.g., identifying areas I can work on with my teacher, offering task prioritization, explaining time management, etc.)

3. AI can assist me in managing my learning activities (e.g., identifying areas I can work on with my teacher, offering task prioritization, explaining time management, etc.)

4. AI can assist me in preparing for exams by identifying my knowledge gaps.

5. AI can provide me with personalized learning materials (e.g., content, videos, etc.)

Please fill all fields before continuing.

1.2 Participant's declaration

I have read the Information Sheet describing the nature and purpose of the research project and agree to take part.

- I understand that I have the right to withdraw from the research project at any stage and that if I choose to do this, any data I contributed will not be used.
- I understand that while information gained during the study may be published or used in presentations, I will not be identified and my personal results will remain confidential.
- I understand that the research is for research purposes only and that I will not be identified and my personal results will remain confidential.
- I understand that the research is for research purposes only and that I will not be identified and my personal results will remain confidential.
- I understand that the research is for research purposes only and that I will not be identified and my personal results will remain confidential.

Participant consent

I agree to participate in this study. I understand the purpose and nature of this study and I agree that my data will be used for research purposes. I also confirm that I am at least 18 years old.

If you do not consent or if you are not over 18 years old, you can close this page. If you consent to the study and you are 18 years old, please provide your Candidate number. Your Candidate number will be deleted immediately after the data collection and we will not be collecting your name.

Please fill all fields before continuing.

4. The big reveal

Feedback 1	Feedback 2	Feedback 3
Great job on creating the new variable! Your approach using <code>sum()</code> to find the cut-off is correct and shows good understanding. However, consider using "L" and "H" instead of "Low" and "High" for easier numerical analysis. Also, remember to explain your code briefly to demonstrate your reasoning.	Excellent job, smart to save the percentage! Good job on that and on the labeling using <code>find()</code> . I would encourage you to use the <code>is.numeric()</code> function to ensure you are only using numeric data.	Excellent job! Your approach using <code>sum()</code> is precise and efficient. The <code>find()</code> statements are well-constructed for concatenation. Consider using the <code>is.numeric()</code> function to ensure readability, but overall, your solution is effective and demonstrates a solid understanding of the concept.

Now here is some additional information:

One feedback was written by the teaching team, one by Generative AI, and one was co-produced by Generative AI and the teaching team.

Knowing this information, which feedback do you think is written by Generative AI?

Generative AI wrote feedback 1 Generative AI wrote feedback 2 Generative AI wrote feedback 3

Why do you think so?

Write your explanation here.

Please fill all fields before continuing.

2. Feedback variants evaluation

Please take a moment to read your original response for task Quiz 1. Exercise 8 in course P650045: Intermediate Statistical Methods 24/25.

Q8. From a categorical variable scoring below the 15th percentile as "Low", you can create a new variable to indicate if the child is above or under the 15th percentile.

Blind evaluation

Your answer was:

```
percentile_cutoff <- quantile(15) data_low <- ~ | find(is.numeric(x) & percentile_cutoff, "Low", "Not Low") data_new <- ~ | find(is.numeric(x) & percentile_cutoff, "Low", "Not Low") %>% mutate(new_variable = ifelse(is.numeric(x) & percentile_cutoff, "Low", "Not Low"))
```

Please take a moment to read those three feedback variants below:

Feedback 1	Feedback 2	Feedback 3																																																																																																																																							
Great job on creating the new variable! Your approach using <code>quantile()</code> to find the cutoff is correct and shows good understanding. However, consider using "L" and "H" instead of "Low" and "High" for easier numerical analysis. Also, remember to explain your code briefly to demonstrate your reasoning.	Excellent job, smart to save the percentage! Good job on that and on the labeling using <code>find()</code> . I would encourage you to use the <code>is.numeric()</code> function to ensure you are only using numeric data.	Excellent job! Your approach using <code>sum()</code> is precise and efficient. The <code>find()</code> statements are well-constructed for concatenation. Consider using the <code>is.numeric()</code> function to ensure readability, but overall, your solution is effective and demonstrates a solid understanding of the concept.																																																																																																																																							
To what extent do you associate Feedback 1 above with the following terms?	To what extent do you associate Feedback 2 above with the following terms?	To what extent do you associate Feedback 3 above with the following terms?																																																																																																																																							
<table border="0"> <tr><td>Strongly disagree</td><td>Disagree</td><td>Neutral</td><td>Agree</td><td>Strongly agree</td></tr> <tr> <td>Percentile</td><td><input type="radio"/></td><td><input type="radio"/></td><td><input type="radio"/></td><td><input type="radio"/></td> </tr> <tr> <td>Find</td><td><input type="radio"/></td><td><input type="radio"/></td><td><input type="radio"/></td><td><input type="radio"/></td> </tr> <tr> <td>Percent</td><td><input type="radio"/></td><td><input type="radio"/></td><td><input type="radio"/></td><td><input type="radio"/></td> </tr> <tr> <td>Relatable</td><td><input type="radio"/></td><td><input type="radio"/></td><td><input type="radio"/></td><td><input type="radio"/></td> </tr> <tr> <td>Informative</td><td><input type="radio"/></td><td><input type="radio"/></td><td><input type="radio"/></td><td><input type="radio"/></td> </tr> <tr> <td>Applicable</td><td><input type="radio"/></td><td><input type="radio"/></td><td><input type="radio"/></td><td><input type="radio"/></td> </tr> <tr> <td>Useful</td><td><input type="radio"/></td><td><input type="radio"/></td><td><input type="radio"/></td><td><input type="radio"/></td> </tr> <tr> <td>Authentic</td><td><input type="radio"/></td><td><input type="radio"/></td><td><input type="radio"/></td><td><input type="radio"/></td> </tr> </table>	Strongly disagree	Disagree	Neutral	Agree	Strongly agree	Percentile	<input type="radio"/>	<input type="radio"/>	<input type="radio"/>	<input type="radio"/>	Find	<input type="radio"/>	<input type="radio"/>	<input type="radio"/>	<input type="radio"/>	Percent	<input type="radio"/>	<input type="radio"/>	<input type="radio"/>	<input type="radio"/>	Relatable	<input type="radio"/>	<input type="radio"/>	<input type="radio"/>	<input type="radio"/>	Informative	<input type="radio"/>	<input type="radio"/>	<input type="radio"/>	<input type="radio"/>	Applicable	<input type="radio"/>	<input type="radio"/>	<input type="radio"/>	<input type="radio"/>	Useful	<input type="radio"/>	<input type="radio"/>	<input type="radio"/>	<input type="radio"/>	Authentic	<input type="radio"/>	<input type="radio"/>	<input type="radio"/>	<input type="radio"/>	<table border="0"> <tr><td>Strongly disagree</td><td>Disagree</td><td>Neutral</td><td>Agree</td><td>Strongly agree</td></tr> <tr> <td>Percentile</td><td><input type="radio"/></td><td><input type="radio"/></td><td><input type="radio"/></td><td><input type="radio"/></td> </tr> <tr> <td>Find</td><td><input type="radio"/></td><td><input type="radio"/></td><td><input type="radio"/></td><td><input type="radio"/></td> </tr> <tr> <td>Percent</td><td><input type="radio"/></td><td><input type="radio"/></td><td><input type="radio"/></td><td><input type="radio"/></td> </tr> <tr> <td>Relatable</td><td><input type="radio"/></td><td><input type="radio"/></td><td><input type="radio"/></td><td><input type="radio"/></td> </tr> <tr> <td>Informative</td><td><input type="radio"/></td><td><input type="radio"/></td><td><input type="radio"/></td><td><input type="radio"/></td> </tr> <tr> <td>Applicable</td><td><input type="radio"/></td><td><input type="radio"/></td><td><input type="radio"/></td><td><input type="radio"/></td> </tr> <tr> <td>Useful</td><td><input type="radio"/></td><td><input type="radio"/></td><td><input type="radio"/></td><td><input type="radio"/></td> </tr> <tr> <td>Authentic</td><td><input type="radio"/></td><td><input type="radio"/></td><td><input type="radio"/></td><td><input type="radio"/></td> </tr> </table>	Strongly disagree	Disagree	Neutral	Agree	Strongly agree	Percentile	<input type="radio"/>	<input type="radio"/>	<input type="radio"/>	<input type="radio"/>	Find	<input type="radio"/>	<input type="radio"/>	<input type="radio"/>	<input type="radio"/>	Percent	<input type="radio"/>	<input type="radio"/>	<input type="radio"/>	<input type="radio"/>	Relatable	<input type="radio"/>	<input type="radio"/>	<input type="radio"/>	<input type="radio"/>	Informative	<input type="radio"/>	<input type="radio"/>	<input type="radio"/>	<input type="radio"/>	Applicable	<input type="radio"/>	<input type="radio"/>	<input type="radio"/>	<input type="radio"/>	Useful	<input type="radio"/>	<input type="radio"/>	<input type="radio"/>	<input type="radio"/>	Authentic	<input type="radio"/>	<input type="radio"/>	<input type="radio"/>	<input type="radio"/>	<table border="0"> <tr><td>Strongly disagree</td><td>Disagree</td><td>Neutral</td><td>Agree</td><td>Strongly agree</td></tr> <tr> <td>Percentile</td><td><input type="radio"/></td><td><input type="radio"/></td><td><input type="radio"/></td><td><input type="radio"/></td> </tr> <tr> <td>Find</td><td><input type="radio"/></td><td><input type="radio"/></td><td><input type="radio"/></td><td><input type="radio"/></td> </tr> <tr> <td>Percent</td><td><input type="radio"/></td><td><input type="radio"/></td><td><input type="radio"/></td><td><input type="radio"/></td> </tr> <tr> <td>Relatable</td><td><input type="radio"/></td><td><input type="radio"/></td><td><input type="radio"/></td><td><input type="radio"/></td> </tr> <tr> <td>Informative</td><td><input type="radio"/></td><td><input type="radio"/></td><td><input type="radio"/></td><td><input type="radio"/></td> </tr> <tr> <td>Applicable</td><td><input type="radio"/></td><td><input type="radio"/></td><td><input type="radio"/></td><td><input type="radio"/></td> </tr> <tr> <td>Useful</td><td><input type="radio"/></td><td><input type="radio"/></td><td><input type="radio"/></td><td><input type="radio"/></td> </tr> <tr> <td>Authentic</td><td><input type="radio"/></td><td><input type="radio"/></td><td><input type="radio"/></td><td><input type="radio"/></td> </tr> </table>	Strongly disagree	Disagree	Neutral	Agree	Strongly agree	Percentile	<input type="radio"/>	<input type="radio"/>	<input type="radio"/>	<input type="radio"/>	Find	<input type="radio"/>	<input type="radio"/>	<input type="radio"/>	<input type="radio"/>	Percent	<input type="radio"/>	<input type="radio"/>	<input type="radio"/>	<input type="radio"/>	Relatable	<input type="radio"/>	<input type="radio"/>	<input type="radio"/>	<input type="radio"/>	Informative	<input type="radio"/>	<input type="radio"/>	<input type="radio"/>	<input type="radio"/>	Applicable	<input type="radio"/>	<input type="radio"/>	<input type="radio"/>	<input type="radio"/>	Useful	<input type="radio"/>	<input type="radio"/>	<input type="radio"/>	<input type="radio"/>	Authentic	<input type="radio"/>	<input type="radio"/>	<input type="radio"/>	<input type="radio"/>
Strongly disagree	Disagree	Neutral	Agree	Strongly agree																																																																																																																																					
Percentile	<input type="radio"/>	<input type="radio"/>	<input type="radio"/>	<input type="radio"/>																																																																																																																																					
Find	<input type="radio"/>	<input type="radio"/>	<input type="radio"/>	<input type="radio"/>																																																																																																																																					
Percent	<input type="radio"/>	<input type="radio"/>	<input type="radio"/>	<input type="radio"/>																																																																																																																																					
Relatable	<input type="radio"/>	<input type="radio"/>	<input type="radio"/>	<input type="radio"/>																																																																																																																																					
Informative	<input type="radio"/>	<input type="radio"/>	<input type="radio"/>	<input type="radio"/>																																																																																																																																					
Applicable	<input type="radio"/>	<input type="radio"/>	<input type="radio"/>	<input type="radio"/>																																																																																																																																					
Useful	<input type="radio"/>	<input type="radio"/>	<input type="radio"/>	<input type="radio"/>																																																																																																																																					
Authentic	<input type="radio"/>	<input type="radio"/>	<input type="radio"/>	<input type="radio"/>																																																																																																																																					
Strongly disagree	Disagree	Neutral	Agree	Strongly agree																																																																																																																																					
Percentile	<input type="radio"/>	<input type="radio"/>	<input type="radio"/>	<input type="radio"/>																																																																																																																																					
Find	<input type="radio"/>	<input type="radio"/>	<input type="radio"/>	<input type="radio"/>																																																																																																																																					
Percent	<input type="radio"/>	<input type="radio"/>	<input type="radio"/>	<input type="radio"/>																																																																																																																																					
Relatable	<input type="radio"/>	<input type="radio"/>	<input type="radio"/>	<input type="radio"/>																																																																																																																																					
Informative	<input type="radio"/>	<input type="radio"/>	<input type="radio"/>	<input type="radio"/>																																																																																																																																					
Applicable	<input type="radio"/>	<input type="radio"/>	<input type="radio"/>	<input type="radio"/>																																																																																																																																					
Useful	<input type="radio"/>	<input type="radio"/>	<input type="radio"/>	<input type="radio"/>																																																																																																																																					
Authentic	<input type="radio"/>	<input type="radio"/>	<input type="radio"/>	<input type="radio"/>																																																																																																																																					
Strongly disagree	Disagree	Neutral	Agree	Strongly agree																																																																																																																																					
Percentile	<input type="radio"/>	<input type="radio"/>	<input type="radio"/>	<input type="radio"/>																																																																																																																																					
Find	<input type="radio"/>	<input type="radio"/>	<input type="radio"/>	<input type="radio"/>																																																																																																																																					
Percent	<input type="radio"/>	<input type="radio"/>	<input type="radio"/>	<input type="radio"/>																																																																																																																																					
Relatable	<input type="radio"/>	<input type="radio"/>	<input type="radio"/>	<input type="radio"/>																																																																																																																																					
Informative	<input type="radio"/>	<input type="radio"/>	<input type="radio"/>	<input type="radio"/>																																																																																																																																					
Applicable	<input type="radio"/>	<input type="radio"/>	<input type="radio"/>	<input type="radio"/>																																																																																																																																					
Useful	<input type="radio"/>	<input type="radio"/>	<input type="radio"/>	<input type="radio"/>																																																																																																																																					
Authentic	<input type="radio"/>	<input type="radio"/>	<input type="radio"/>	<input type="radio"/>																																																																																																																																					

Please fill all fields before continuing.

5. Feedback variants re-evaluation

Here is where those feedback came from:

Feedback 1 was generated by AI 🤖

Feedback 2 was generated by TAs 👩‍🏫

Feedback 3 was generated by AI and TAs (co-produced) 🤖👩‍🏫

Please take a moment to read again those feedbacks:

Feedback 1 AI 🤖	Feedback 2 TAs 👩‍🏫	Feedback 3 AI and TAs (co-produced) 🤖👩‍🏫																																																																																																																																							
Great job on creating the new variable! Your approach using <code>sum()</code> to find the cut-off is correct and shows good understanding. However, consider using "L" and "H" instead of "Low" and "High" for easier numerical analysis. Also, remember to explain your code briefly to demonstrate your reasoning.	Excellent job, smart to save the percentage! Good job on that and on the labeling using <code>find()</code> . I would encourage you to use the <code>is.numeric()</code> function to ensure you are only using numeric data.	Excellent job! Your approach using <code>sum()</code> is precise and efficient. The <code>find()</code> statements are well-constructed for concatenation. Consider using the <code>is.numeric()</code> function to ensure readability, but overall, your solution is effective and demonstrates a solid understanding of the concept.																																																																																																																																							
You can now change your response. Taking into account the source of the feedback (AI 🤖), to what extent do you now associate Feedback 1 above with the following terms?	You can now change your response. Taking into account the source of the feedback (TAs 👩‍🏫), to what extent do you now associate Feedback 2 above with the following terms?	You can now change your response. Taking into account the source of the feedback (AI and TAs (co-produced) 🤖👩‍🏫), to what extent do you now associate Feedback 3 above with the following terms?																																																																																																																																							
<table border="0"> <tr><td>Strongly disagree</td><td>Disagree</td><td>Neutral</td><td>Agree</td><td>Strongly agree</td></tr> <tr> <td>Percentile</td><td><input type="radio"/></td><td><input type="radio"/></td><td><input type="radio"/></td><td><input type="radio"/></td> </tr> <tr> <td>Find</td><td><input type="radio"/></td><td><input type="radio"/></td><td><input type="radio"/></td><td><input type="radio"/></td> </tr> <tr> <td>Percent</td><td><input type="radio"/></td><td><input type="radio"/></td><td><input type="radio"/></td><td><input type="radio"/></td> </tr> <tr> <td>Relatable</td><td><input type="radio"/></td><td><input type="radio"/></td><td><input type="radio"/></td><td><input type="radio"/></td> </tr> <tr> <td>Informative</td><td><input type="radio"/></td><td><input type="radio"/></td><td><input type="radio"/></td><td><input type="radio"/></td> </tr> <tr> <td>Applicable</td><td><input type="radio"/></td><td><input type="radio"/></td><td><input type="radio"/></td><td><input type="radio"/></td> </tr> <tr> <td>Useful</td><td><input type="radio"/></td><td><input type="radio"/></td><td><input type="radio"/></td><td><input type="radio"/></td> </tr> <tr> <td>Authentic</td><td><input type="radio"/></td><td><input type="radio"/></td><td><input type="radio"/></td><td><input type="radio"/></td> </tr> </table>	Strongly disagree	Disagree	Neutral	Agree	Strongly agree	Percentile	<input type="radio"/>	<input type="radio"/>	<input type="radio"/>	<input type="radio"/>	Find	<input type="radio"/>	<input type="radio"/>	<input type="radio"/>	<input type="radio"/>	Percent	<input type="radio"/>	<input type="radio"/>	<input type="radio"/>	<input type="radio"/>	Relatable	<input type="radio"/>	<input type="radio"/>	<input type="radio"/>	<input type="radio"/>	Informative	<input type="radio"/>	<input type="radio"/>	<input type="radio"/>	<input type="radio"/>	Applicable	<input type="radio"/>	<input type="radio"/>	<input type="radio"/>	<input type="radio"/>	Useful	<input type="radio"/>	<input type="radio"/>	<input type="radio"/>	<input type="radio"/>	Authentic	<input type="radio"/>	<input type="radio"/>	<input type="radio"/>	<input type="radio"/>	<table border="0"> <tr><td>Strongly disagree</td><td>Disagree</td><td>Neutral</td><td>Agree</td><td>Strongly agree</td></tr> <tr> <td>Percentile</td><td><input type="radio"/></td><td><input type="radio"/></td><td><input type="radio"/></td><td><input type="radio"/></td> </tr> <tr> <td>Find</td><td><input type="radio"/></td><td><input type="radio"/></td><td><input type="radio"/></td><td><input type="radio"/></td> </tr> <tr> <td>Percent</td><td><input type="radio"/></td><td><input type="radio"/></td><td><input type="radio"/></td><td><input type="radio"/></td> </tr> <tr> <td>Relatable</td><td><input type="radio"/></td><td><input type="radio"/></td><td><input type="radio"/></td><td><input type="radio"/></td> </tr> <tr> <td>Informative</td><td><input type="radio"/></td><td><input type="radio"/></td><td><input type="radio"/></td><td><input type="radio"/></td> </tr> <tr> <td>Applicable</td><td><input type="radio"/></td><td><input type="radio"/></td><td><input type="radio"/></td><td><input type="radio"/></td> </tr> <tr> <td>Useful</td><td><input type="radio"/></td><td><input type="radio"/></td><td><input type="radio"/></td><td><input type="radio"/></td> </tr> <tr> <td>Authentic</td><td><input type="radio"/></td><td><input type="radio"/></td><td><input type="radio"/></td><td><input type="radio"/></td> </tr> </table>	Strongly disagree	Disagree	Neutral	Agree	Strongly agree	Percentile	<input type="radio"/>	<input type="radio"/>	<input type="radio"/>	<input type="radio"/>	Find	<input type="radio"/>	<input type="radio"/>	<input type="radio"/>	<input type="radio"/>	Percent	<input type="radio"/>	<input type="radio"/>	<input type="radio"/>	<input type="radio"/>	Relatable	<input type="radio"/>	<input type="radio"/>	<input type="radio"/>	<input type="radio"/>	Informative	<input type="radio"/>	<input type="radio"/>	<input type="radio"/>	<input type="radio"/>	Applicable	<input type="radio"/>	<input type="radio"/>	<input type="radio"/>	<input type="radio"/>	Useful	<input type="radio"/>	<input type="radio"/>	<input type="radio"/>	<input type="radio"/>	Authentic	<input type="radio"/>	<input type="radio"/>	<input type="radio"/>	<input type="radio"/>	<table border="0"> <tr><td>Strongly disagree</td><td>Disagree</td><td>Neutral</td><td>Agree</td><td>Strongly agree</td></tr> <tr> <td>Percentile</td><td><input type="radio"/></td><td><input type="radio"/></td><td><input type="radio"/></td><td><input type="radio"/></td> </tr> <tr> <td>Find</td><td><input type="radio"/></td><td><input type="radio"/></td><td><input type="radio"/></td><td><input type="radio"/></td> </tr> <tr> <td>Percent</td><td><input type="radio"/></td><td><input type="radio"/></td><td><input type="radio"/></td><td><input type="radio"/></td> </tr> <tr> <td>Relatable</td><td><input type="radio"/></td><td><input type="radio"/></td><td><input type="radio"/></td><td><input type="radio"/></td> </tr> <tr> <td>Informative</td><td><input type="radio"/></td><td><input type="radio"/></td><td><input type="radio"/></td><td><input type="radio"/></td> </tr> <tr> <td>Applicable</td><td><input type="radio"/></td><td><input type="radio"/></td><td><input type="radio"/></td><td><input type="radio"/></td> </tr> <tr> <td>Useful</td><td><input type="radio"/></td><td><input type="radio"/></td><td><input type="radio"/></td><td><input type="radio"/></td> </tr> <tr> <td>Authentic</td><td><input type="radio"/></td><td><input type="radio"/></td><td><input type="radio"/></td><td><input type="radio"/></td> </tr> </table>	Strongly disagree	Disagree	Neutral	Agree	Strongly agree	Percentile	<input type="radio"/>	<input type="radio"/>	<input type="radio"/>	<input type="radio"/>	Find	<input type="radio"/>	<input type="radio"/>	<input type="radio"/>	<input type="radio"/>	Percent	<input type="radio"/>	<input type="radio"/>	<input type="radio"/>	<input type="radio"/>	Relatable	<input type="radio"/>	<input type="radio"/>	<input type="radio"/>	<input type="radio"/>	Informative	<input type="radio"/>	<input type="radio"/>	<input type="radio"/>	<input type="radio"/>	Applicable	<input type="radio"/>	<input type="radio"/>	<input type="radio"/>	<input type="radio"/>	Useful	<input type="radio"/>	<input type="radio"/>	<input type="radio"/>	<input type="radio"/>	Authentic	<input type="radio"/>	<input type="radio"/>	<input type="radio"/>	<input type="radio"/>
Strongly disagree	Disagree	Neutral	Agree	Strongly agree																																																																																																																																					
Percentile	<input type="radio"/>	<input type="radio"/>	<input type="radio"/>	<input type="radio"/>																																																																																																																																					
Find	<input type="radio"/>	<input type="radio"/>	<input type="radio"/>	<input type="radio"/>																																																																																																																																					
Percent	<input type="radio"/>	<input type="radio"/>	<input type="radio"/>	<input type="radio"/>																																																																																																																																					
Relatable	<input type="radio"/>	<input type="radio"/>	<input type="radio"/>	<input type="radio"/>																																																																																																																																					
Informative	<input type="radio"/>	<input type="radio"/>	<input type="radio"/>	<input type="radio"/>																																																																																																																																					
Applicable	<input type="radio"/>	<input type="radio"/>	<input type="radio"/>	<input type="radio"/>																																																																																																																																					
Useful	<input type="radio"/>	<input type="radio"/>	<input type="radio"/>	<input type="radio"/>																																																																																																																																					
Authentic	<input type="radio"/>	<input type="radio"/>	<input type="radio"/>	<input type="radio"/>																																																																																																																																					
Strongly disagree	Disagree	Neutral	Agree	Strongly agree																																																																																																																																					
Percentile	<input type="radio"/>	<input type="radio"/>	<input type="radio"/>	<input type="radio"/>																																																																																																																																					
Find	<input type="radio"/>	<input type="radio"/>	<input type="radio"/>	<input type="radio"/>																																																																																																																																					
Percent	<input type="radio"/>	<input type="radio"/>	<input type="radio"/>	<input type="radio"/>																																																																																																																																					
Relatable	<input type="radio"/>	<input type="radio"/>	<input type="radio"/>	<input type="radio"/>																																																																																																																																					
Informative	<input type="radio"/>	<input type="radio"/>	<input type="radio"/>	<input type="radio"/>																																																																																																																																					
Applicable	<input type="radio"/>	<input type="radio"/>	<input type="radio"/>	<input type="radio"/>																																																																																																																																					
Useful	<input type="radio"/>	<input type="radio"/>	<input type="radio"/>	<input type="radio"/>																																																																																																																																					
Authentic	<input type="radio"/>	<input type="radio"/>	<input type="radio"/>	<input type="radio"/>																																																																																																																																					
Strongly disagree	Disagree	Neutral	Agree	Strongly agree																																																																																																																																					
Percentile	<input type="radio"/>	<input type="radio"/>	<input type="radio"/>	<input type="radio"/>																																																																																																																																					
Find	<input type="radio"/>	<input type="radio"/>	<input type="radio"/>	<input type="radio"/>																																																																																																																																					
Percent	<input type="radio"/>	<input type="radio"/>	<input type="radio"/>	<input type="radio"/>																																																																																																																																					
Relatable	<input type="radio"/>	<input type="radio"/>	<input type="radio"/>	<input type="radio"/>																																																																																																																																					
Informative	<input type="radio"/>	<input type="radio"/>	<input type="radio"/>	<input type="radio"/>																																																																																																																																					
Applicable	<input type="radio"/>	<input type="radio"/>	<input type="radio"/>	<input type="radio"/>																																																																																																																																					
Useful	<input type="radio"/>	<input type="radio"/>	<input type="radio"/>	<input type="radio"/>																																																																																																																																					
Authentic	<input type="radio"/>	<input type="radio"/>	<input type="radio"/>	<input type="radio"/>																																																																																																																																					
To what extent do you associate AI as a feedback provider with the following terms?	To what extent do you associate human TAs as a feedback provider with the following terms?	To what extent do you associate AI and TAs as a feedback provider with the following terms?																																																																																																																																							
<table border="0"> <tr><td>Strongly disagree</td><td>Disagree</td><td>Neutral</td><td>Agree</td><td>Strongly agree</td></tr> <tr> <td>Percentile</td><td><input type="radio"/></td><td><input type="radio"/></td><td><input type="radio"/></td><td><input type="radio"/></td> </tr> <tr> <td>Find</td><td><input type="radio"/></td><td><input type="radio"/></td><td><input type="radio"/></td><td><input type="radio"/></td> </tr> <tr> <td>Percent</td><td><input type="radio"/></td><td><input type="radio"/></td><td><input type="radio"/></td><td><input type="radio"/></td> </tr> <tr> <td>Relatable</td><td><input type="radio"/></td><td><input type="radio"/></td><td><input type="radio"/></td><td><input type="radio"/></td> </tr> <tr> <td>Informative</td><td><input type="radio"/></td><td><input type="radio"/></td><td><input type="radio"/></td><td><input type="radio"/></td> </tr> <tr> <td>Applicable</td><td><input type="radio"/></td><td><input type="radio"/></td><td><input type="radio"/></td><td><input type="radio"/></td> </tr> <tr> <td>Useful</td><td><input type="radio"/></td><td><input type="radio"/></td><td><input type="radio"/></td><td><input type="radio"/></td> </tr> <tr> <td>Authentic</td><td><input type="radio"/></td><td><input type="radio"/></td><td><input type="radio"/></td><td><input type="radio"/></td> </tr> </table>	Strongly disagree	Disagree	Neutral	Agree	Strongly agree	Percentile	<input type="radio"/>	<input type="radio"/>	<input type="radio"/>	<input type="radio"/>	Find	<input type="radio"/>	<input type="radio"/>	<input type="radio"/>	<input type="radio"/>	Percent	<input type="radio"/>	<input type="radio"/>	<input type="radio"/>	<input type="radio"/>	Relatable	<input type="radio"/>	<input type="radio"/>	<input type="radio"/>	<input type="radio"/>	Informative	<input type="radio"/>	<input type="radio"/>	<input type="radio"/>	<input type="radio"/>	Applicable	<input type="radio"/>	<input type="radio"/>	<input type="radio"/>	<input type="radio"/>	Useful	<input type="radio"/>	<input type="radio"/>	<input type="radio"/>	<input type="radio"/>	Authentic	<input type="radio"/>	<input type="radio"/>	<input type="radio"/>	<input type="radio"/>	<table border="0"> <tr><td>Strongly disagree</td><td>Disagree</td><td>Neutral</td><td>Agree</td><td>Strongly agree</td></tr> <tr> <td>Percentile</td><td><input type="radio"/></td><td><input type="radio"/></td><td><input type="radio"/></td><td><input type="radio"/></td> </tr> <tr> <td>Find</td><td><input type="radio"/></td><td><input type="radio"/></td><td><input type="radio"/></td><td><input type="radio"/></td> </tr> <tr> <td>Percent</td><td><input type="radio"/></td><td><input type="radio"/></td><td><input type="radio"/></td><td><input type="radio"/></td> </tr> <tr> <td>Relatable</td><td><input type="radio"/></td><td><input type="radio"/></td><td><input type="radio"/></td><td><input type="radio"/></td> </tr> <tr> <td>Informative</td><td><input type="radio"/></td><td><input type="radio"/></td><td><input type="radio"/></td><td><input type="radio"/></td> </tr> <tr> <td>Applicable</td><td><input type="radio"/></td><td><input type="radio"/></td><td><input type="radio"/></td><td><input type="radio"/></td> </tr> <tr> <td>Useful</td><td><input type="radio"/></td><td><input type="radio"/></td><td><input type="radio"/></td><td><input type="radio"/></td> </tr> <tr> <td>Authentic</td><td><input type="radio"/></td><td><input type="radio"/></td><td><input type="radio"/></td><td><input type="radio"/></td> </tr> </table>	Strongly disagree	Disagree	Neutral	Agree	Strongly agree	Percentile	<input type="radio"/>	<input type="radio"/>	<input type="radio"/>	<input type="radio"/>	Find	<input type="radio"/>	<input type="radio"/>	<input type="radio"/>	<input type="radio"/>	Percent	<input type="radio"/>	<input type="radio"/>	<input type="radio"/>	<input type="radio"/>	Relatable	<input type="radio"/>	<input type="radio"/>	<input type="radio"/>	<input type="radio"/>	Informative	<input type="radio"/>	<input type="radio"/>	<input type="radio"/>	<input type="radio"/>	Applicable	<input type="radio"/>	<input type="radio"/>	<input type="radio"/>	<input type="radio"/>	Useful	<input type="radio"/>	<input type="radio"/>	<input type="radio"/>	<input type="radio"/>	Authentic	<input type="radio"/>	<input type="radio"/>	<input type="radio"/>	<input type="radio"/>	<table border="0"> <tr><td>Strongly disagree</td><td>Disagree</td><td>Neutral</td><td>Agree</td><td>Strongly agree</td></tr> <tr> <td>Percentile</td><td><input type="radio"/></td><td><input type="radio"/></td><td><input type="radio"/></td><td><input type="radio"/></td> </tr> <tr> <td>Find</td><td><input type="radio"/></td><td><input type="radio"/></td><td><input type="radio"/></td><td><input type="radio"/></td> </tr> <tr> <td>Percent</td><td><input type="radio"/></td><td><input type="radio"/></td><td><input type="radio"/></td><td><input type="radio"/></td> </tr> <tr> <td>Relatable</td><td><input type="radio"/></td><td><input type="radio"/></td><td><input type="radio"/></td><td><input type="radio"/></td> </tr> <tr> <td>Informative</td><td><input type="radio"/></td><td><input type="radio"/></td><td><input type="radio"/></td><td><input type="radio"/></td> </tr> <tr> <td>Applicable</td><td><input type="radio"/></td><td><input type="radio"/></td><td><input type="radio"/></td><td><input type="radio"/></td> </tr> <tr> <td>Useful</td><td><input type="radio"/></td><td><input type="radio"/></td><td><input type="radio"/></td><td><input type="radio"/></td> </tr> <tr> <td>Authentic</td><td><input type="radio"/></td><td><input type="radio"/></td><td><input type="radio"/></td><td><input type="radio"/></td> </tr> </table>	Strongly disagree	Disagree	Neutral	Agree	Strongly agree	Percentile	<input type="radio"/>	<input type="radio"/>	<input type="radio"/>	<input type="radio"/>	Find	<input type="radio"/>	<input type="radio"/>	<input type="radio"/>	<input type="radio"/>	Percent	<input type="radio"/>	<input type="radio"/>	<input type="radio"/>	<input type="radio"/>	Relatable	<input type="radio"/>	<input type="radio"/>	<input type="radio"/>	<input type="radio"/>	Informative	<input type="radio"/>	<input type="radio"/>	<input type="radio"/>	<input type="radio"/>	Applicable	<input type="radio"/>	<input type="radio"/>	<input type="radio"/>	<input type="radio"/>	Useful	<input type="radio"/>	<input type="radio"/>	<input type="radio"/>	<input type="radio"/>	Authentic	<input type="radio"/>	<input type="radio"/>	<input type="radio"/>	<input type="radio"/>
Strongly disagree	Disagree	Neutral	Agree	Strongly agree																																																																																																																																					
Percentile	<input type="radio"/>	<input type="radio"/>	<input type="radio"/>	<input type="radio"/>																																																																																																																																					
Find	<input type="radio"/>	<input type="radio"/>	<input type="radio"/>	<input type="radio"/>																																																																																																																																					
Percent	<input type="radio"/>	<input type="radio"/>	<input type="radio"/>	<input type="radio"/>																																																																																																																																					
Relatable	<input type="radio"/>	<input type="radio"/>	<input type="radio"/>	<input type="radio"/>																																																																																																																																					
Informative	<input type="radio"/>	<input type="radio"/>	<input type="radio"/>	<input type="radio"/>																																																																																																																																					
Applicable	<input type="radio"/>	<input type="radio"/>	<input type="radio"/>	<input type="radio"/>																																																																																																																																					
Useful	<input type="radio"/>	<input type="radio"/>	<input type="radio"/>	<input type="radio"/>																																																																																																																																					
Authentic	<input type="radio"/>	<input type="radio"/>	<input type="radio"/>	<input type="radio"/>																																																																																																																																					
Strongly disagree	Disagree	Neutral	Agree	Strongly agree																																																																																																																																					
Percentile	<input type="radio"/>	<input type="radio"/>	<input type="radio"/>	<input type="radio"/>																																																																																																																																					
Find	<input type="radio"/>	<input type="radio"/>	<input type="radio"/>	<input type="radio"/>																																																																																																																																					
Percent	<input type="radio"/>	<input type="radio"/>	<input type="radio"/>	<input type="radio"/>																																																																																																																																					
Relatable	<input type="radio"/>	<input type="radio"/>	<input type="radio"/>	<input type="radio"/>																																																																																																																																					
Informative	<input type="radio"/>	<input type="radio"/>	<input type="radio"/>	<input type="radio"/>																																																																																																																																					
Applicable	<input type="radio"/>	<input type="radio"/>	<input type="radio"/>	<input type="radio"/>																																																																																																																																					
Useful	<input type="radio"/>	<input type="radio"/>	<input type="radio"/>	<input type="radio"/>																																																																																																																																					
Authentic	<input type="radio"/>	<input type="radio"/>	<input type="radio"/>	<input type="radio"/>																																																																																																																																					
Strongly disagree	Disagree	Neutral	Agree	Strongly agree																																																																																																																																					
Percentile	<input type="radio"/>	<input type="radio"/>	<input type="radio"/>	<input type="radio"/>																																																																																																																																					
Find	<input type="radio"/>	<input type="radio"/>	<input type="radio"/>	<input type="radio"/>																																																																																																																																					
Percent	<input type="radio"/>	<input type="radio"/>	<input type="radio"/>	<input type="radio"/>																																																																																																																																					
Relatable	<input type="radio"/>	<input type="radio"/>	<input type="radio"/>	<input type="radio"/>																																																																																																																																					
Informative	<input type="radio"/>	<input type="radio"/>	<input type="radio"/>	<input type="radio"/>																																																																																																																																					
Applicable	<input type="radio"/>	<input type="radio"/>	<input type="radio"/>	<input type="radio"/>																																																																																																																																					
Useful	<input type="radio"/>	<input type="radio"/>	<input type="radio"/>	<input type="radio"/>																																																																																																																																					
Authentic	<input type="radio"/>	<input type="radio"/>	<input type="radio"/>	<input type="radio"/>																																																																																																																																					

Please fill all fields before continuing.

Figure 1. The experimental procedure.

3.1. Participants

Ninety-one first- and second-year psychology students at a UK University (blinded for review), enrolled in two statistical modules, participated in this study conducted between February 3rd and March 11th, 2025. Psychology students regularly participate in experimental studies as part of their curriculum, ensuring familiarity with research protocols and reliable engagement. The statistics modules were chosen because they feature assignments with objective, standardized solutions (R programming questions), allowing for direct comparison of feedback across conditions while controlling for potential confounds in assignment content. As mandatory courses spanning both first and second years, these modules provided access to students with similar educational backgrounds but varying levels of statistical knowledge.

The study received full ethical approval from the UCL IOE Research Ethics Committee (Institute of Education, University College London). The ethics approval reference number is REC2063. The data protection number associated with this approval is Z6364106/2024/09/68. The approval was granted by Research Ethics Officer, on behalf of the UCL IOE Research Ethics Committee. Approval from the module leaders was obtained to conduct experiments within their classes. At the outset, all experimental stimuli (91 sets corresponding to each potential participant) were prepared prior to student lectures, incorporating teaching assistant feedback into the materials. For all feedback types (AI, human and co-produced), we assessed their quality against the model answer (Table 1), which represented the benchmark for accuracy and completeness in addressing the statistical task.

The research team coordinated with teaching staff to establish appropriate session times and locations across eight scheduled sessions. Recruitment occurred primarily in-person during students' practical sessions, with researchers directly introducing the study and its incentives. This in-person approach was supplemented with online recruitment via targeted emails to first and second-year student distribution lists and announcements posted on course forum pages. At the outset, researchers introduced the study to the prospective classes, offering participation incentives in the form of a module credit and entry into £50 Amazon voucher raffle. All student participation was entirely voluntary and informed consents were obtained prior to the experiment.

Demographic data of the participants is shown in Table 1. Due to the low representation of the non-binary group ($n=2$), these participants were combined with the majority, female group (82%), allowing for a comparison between the two gender groups. Additionally, students who have over four years of general AI usage ($n=2$) were considered outliers as they misunderstood the experiment question as their age and were excluded from the analysis. Seven participants had missing information because of technical errors in the platform. Therefore, a total of 82 students' responses were included in the final analysis of the study.

A post hoc power analysis was conducted to evaluate the statistical power of the study. The analysis, performed G*Power for repeated measures ANOVA within factors, assumed a medium effect size ($f = 0.25$), a significance level of 0.05, and a total sample size of $N=82$ participants. With 3 groups and 2 repeated measurements per participant, accounting for a correlation among repeated measures of 0.5 and a nonsphericity correction of 1, the analysis yielded numerator $df=1$ and denominator $df=79$. The results of the post hoc power analysis revealed an achieved power ($1-\beta$ error probability) of approximately 0.99, which exceeds the generally recommended threshold of 80% for sufficient power. This high-power level indicates that the study design was adequately sensitive to detect medium-sized effects using multilevel modeling with F tests, minimizing the risk of Type II errors (failing to detect real effects).

Table 1. Demographic information of participants.

Course	Degree	Year	Number of participants (female/male/non-binary)	Age (SD)	Years of educational AI usage (SD)
Intermediate Statistical Methods 24/25	BSc, MSc	2	27 (23/3/1)	20.11 (2.10)	1.33 (0.73)
Introduction to Statistical Methods 24/25	BSc, MSc	1	55 (45/9/1)	18.60 (0.83)	1.47 (1.02)

3.2. Feedback Preparation and Generation

To contextualise the feedback for students, a regular assignment from the statistics modules along with genuine students' answers to the assignment was selected. In both settings, feedback, generated by teaching assistants (TAs) served as a formative assessment on student's practice assignment, clarifying any misconceptions, encouraging their engagement, and suggesting improvement.

3.2.1. Feedback Preparation

Prior to the experiment, the capabilities of large language models for educational feedback were initially examined. We first collected authentic TA feedback on student assignments. This human-generated feedback served as our reference point for our comparative analysis. A comparative analysis of two leading large language models available at the time of our study: ChatGPT-4o and Claude 3.5 Sonnet, was conducted. This preliminary assessment was to determine which AI system could

most effectively produce feedback that aligned with established human teaching standards in our educational context.

The following prompts (Table 2) were employed for generating both AI feedback and co-produced feedback. These prompts were specifically designed to mimic real-world applications of AI in educational settings. The AI feedback prompt represents scenarios where educators might use AI to generate complete feedback from scratch using carefully designed, contextually appropriate prompts. Meanwhile, the co-produced feedback prompt reflects the increasingly common practice where educators use AI to refine and enhance their existing feedback while maintaining control over content. These approaches allowed us to understand students' reactions to different integration levels of AI in the feedback process, providing insights into how AI might best complement human expertise in formative assessment:

Table 2. Prompt templates for AI and co-produced feedback generation.

Feedback Type	Prompt Used
<p>Generate AI Feedback</p>	<p><i>"You are an excellent instructor teaching a statistics course. You gave the students the following question in the assignment: {question}.</i> <i>The student submission was {student_answer}.</i> <i>The model answer is {model_answer}.</i> <i>Please evaluate the student's submission and provide elaborated formative feedback.</i> <i>The feedback should be addressed directly to the student as is.</i> <i>It should be no more than 3 lines."</i></p>
<p>Generate Co-produced Feedback</p>	<p><i>"You are an excellent instructor teaching a statistics course. You gave the students the following question in the assignment: {question}.</i> <i>The student submission was {student_answer}.</i> <i>The model answer is {model_answer}.</i> <i>Here is an instructor's feedback: {ta_feedback}.</i> <i>Please evaluate the student's submission and the instructor's feedback. If you believe the instructor's feedback could be improved, provide an improved version based on the current feedback.</i> <i>The feedback should be addressed directly to the student as is.</i> <i>It should be no more than 3 lines.</i> <i>If you believe the instructor's feedback does not need improvement, return the original feedback."</i></p>

To evaluate the feedback generated by ChatGPT-4o and Claude 3.5 Sonnet, we adapted the methodology proposed by Dai et al. (2023), who studied large

language models' capabilities in automatic feedback generation. We utilized two key evaluation dimensions from their framework:

1. **Readability:** Assessing the linguistic fluency and coherence of the feedback.
2. **Effectiveness:** While Dai et al. (2023) examined general effectiveness, we refined this dimension to specifically measure alignment between AI/co-produced feedback and teaching assistant (TA) feedback.

This modification allowed us to directly assess how well the AI-generated content matched the established human expert standards in our educational context. Two independent coders evaluated 10 iterations (to ensure reliability) of both AI-generated and co-produced feedback from each model (Claude 3.5 Sonnet and ChatGPT-4o). For each feedback sample, coders assessed: Readability: (Using a 5-point scale where 0 = incomprehensible, 4 = fluent and coherent) and Effectiveness (Using a 5-point scale where 0 = complete misalignment with TA feedback, 4 = complete alignment with TA feedback).

To ensure reliability in the coding process, the coders first completed 5 practice iterations and compared their scores to standardize their rating approach. Inter-rater reliability was assessed using Cohen's Kappa, which accounts for chance agreement and provides a more robust measure of consistency. The analysis revealed perfect agreement for readability ($\kappa = 1.0$) and substantial agreement for effectiveness ($\kappa = 0.62$), indicating strong levels of coding consistency before proceeding with the full analysis.

After the initial evaluation of two models, we decided to proceed exclusively with Claude 3.5 Sonnet for the AI and co-produced feedback generation due to significant limitations encountered with ChatGPT4o's performance at the feedback generation task. When comparing the models' performance:

1. **Claude performance:** Claude-generated feedback achieved 60% strong or complete alignment with TA feedback compared to only 20% for ChatGPT, with an average effectiveness score of 3.35/4.0. The feedback provided substantive suggestions and maintained good pedagogical quality.
2. **ChatGPT performance:**
 - ChatGPT-generated feedback was predominantly rated as having 'minimal alignment' (40%) or 'partial alignment' (40%) with TA feedback effectiveness scores, with no instances of complete alignment.
 - When attempting to generate coproduced feedback (human-AI-coproduced) using ChatGPT, the model returned the original feedback for 8 out of 10 outputs.

- The effectiveness of ChatGPT-generated feedback was consistently lower than Claude-generated feedback, with an average score of 2.9/4.0.

3.2.2. Feedback Generation

For the experiment, we selected specific assignments from both modules: the week 8 homework question 8 on chi-square analysis for first-year students and the week 10 homework question 8 on factor analysis for second-year students. These questions were identified by module leaders as particularly challenging topics where students would benefit from detailed feedback. We coordinated with module leaders to ensure teaching assistants provided substantive feedback (at least 2-3 lines) specifically for these questions.

After collecting all teaching assistant feedback, we used a custom Python script utilizing the Anthropic Claude API to generate the AI and co-produced feedback variations. The script processed each student submission alongside the question prompt and model answer to generate appropriate AI feedback. For co-produced feedback, the script additionally incorporated the original teaching assistant feedback, instructing the AI to evaluate and potentially improve the human feedback while maintaining its core message.

During the experimental phase, three versions of feedback were generated for each student response:

1. Human (created by teaching assistants)

Human feedback was provided by the module teaching assistants, who were responsible to routinely provide formative feedback on students' assignments. Before the start of each module, teaching teams go through training and were provided with guidelines, feedback examples, and the feedback qualities were moderated by the module leaders. The student to graders ratio for each of the modules is 30:1.

2. AI (generated using Claude 3.5)

Claude 3.5 Sonnet was utilised to generate AI feedback. It was prompted through an interface to generate formative feedback for a specific task and students' responses. The prompt template can be found in Table 2. Due to the formative nature of the feedback in this study as well as the challenges of LLMs sticking to the rules of rubrics, a grading rubric was not considered in this study. Since the statistical task is well-structured, resulting in a single correct solution, Claude was instructed to offer a correct solution while maintaining emotional support.

3. Coproduced (human feedback improved by AI, Claude 3.5)

The human-AI co-produced feedback represents a realistic scenario where instructors utilise AI as a tool to enhance their feedback practices rather than replacing them entirely. For this variant, TAs' original feedback was submitted to Claude 3.5 Sonnet with instructions as part of the prompt to evaluate and potentially improve the existing feedback while maintaining the core pedagogical intent.

The prompt (shown in Table 2) instructed Claude to assess both the student's submission and the instructor's feedback, providing an improved version based on the current feedback only if improvement was deemed necessary. If the AI determined that the instructor's feedback did not need improvement, it would return the original feedback unchanged. In this study, all human feedback instances were modified by the AI. Our observations indicate that the AI generally preserved the structure and main points from the human feedback while expanding upon them to provide more comprehensive explanations.

Figure 2 illustrates these three feedback variants as applied to a statistical task from the student assignment.

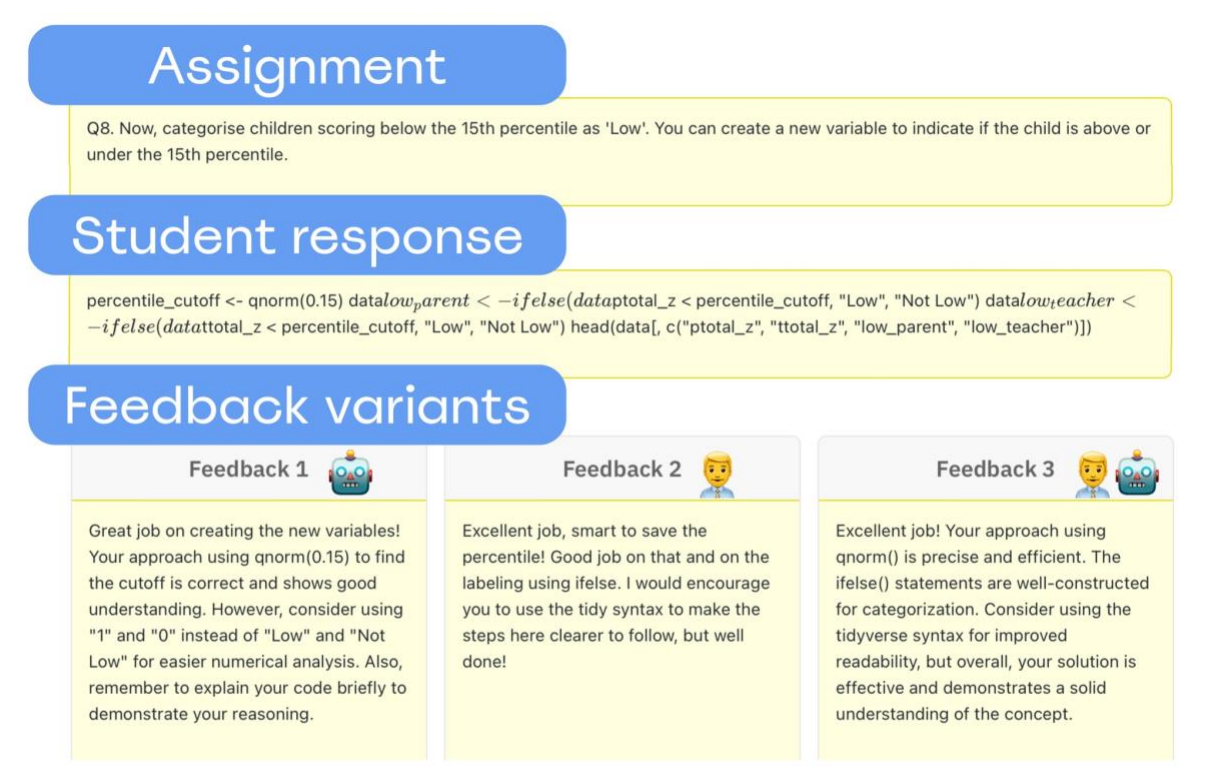


Figure 2. A sample of feedback variants.

3.3 Instruments

Following Nazaretsky et al. (2024), students' perceptions of the content of the feedback were measured using eight items, covering three dimensions—*Objectivity* (*Precise, Fair, Factual*), *Usefulness* (*Relevant, Informative, Applicable*) and

Genuineness (Authentic, Sincere). The sources of feedback were evaluated based on their *Credibility*, represented by three terms—*Trustworthy*, *Reliable*, and *Ethical*. Both evaluations on the feedback content and the feedback providers were presented with a single question per term (Tormey, 2021), inquiring, “*To what extent do you associate this feedback/feedback provider with the following term?*” Students rated the associated terms using a 5-point Likert scale (Strongly disagree = 1, Disagree = 2, Neutral = 3, Agree = 4, Strongly agree = 5). The instrument’s reliability was measured using Cronbach’s alpha. All subscales of the instruments measured students’ perceptions of the feedback content and the feedback providers demonstrated strong internal consistency ($\alpha > 0.88$ and $\alpha > 0.89$ across feedback content dimensions and feedback providers’ dimensions, respectively).

Additionally, the instruments developed by Nazaretsky et al. (2025) was also administered to investigate students’ trust in and adoption of AI which consisted of 21 items measured on a 5-point Likert scale across four dimensions: *Perceived Usefulness* (6 items), *Perceived Obstacles* (7 items), *Perceived Readiness* (2 items) and *Trust Intent* (6 items). Similarly, the AI trust instruments demonstrated strong internal consistency across dimensions, with Cronbach’s alpha exceeding 0.75 across all scales.

3.4 Data Analysis

To answer RQ1, *What are factors predicting students’ ability to distinguish AI, human, and co-produced feedback*, a logistic regression model was fitted to reveal any correlation of demographics (age, gender, and course), years of general AI usage, years of educational AI usage, AI trust instrument, with students’ ability to guess the feedback provider correctly (Turing test results).

For RQ2, *How students’ perceptions changed when the feedback provider identity was revealed*, a Mixed Linear Model (MLM) was separately constructed for each perception subscale (Objectivity, Usefulness, and Genuineness) to reveal the interaction between feedback provider (AI/Human/Co-produced) and timing (Blind/Informed), along with possible covariates (years of general AI usage, years of educational AI usage, AI trust instrument, age, gender, and course). The intra-participant variation was modelled as a random effect.

Finally, a Mixed Linear Model was developed to answer RQ3, *understanding how the feedback provider identity influenced students’ perception of the provider’s credibility*. The MLM included feedback provider (AI/Human/Co-produced) as the predictor, possible covariates (Turing test results, years of general AI usage, years of educational AI usage, AI trust instrument, age, gender, and course), and random effect (intra-individual variation between students). Tests of effect sizes were then applied to the significant correlations.

4. Results

We analysed 82 students' responses to the blind evaluation, the simplified Turing Test (TT), and their informed evaluations to investigate (1) Factors predicting students' ability to distinguish AI, human, and Co-produced feedback; (2) How students' perceptions changed when the feedback provider identity was revealed; and (3) Whether they hold biases against AI and co-produced feedback.

4.1. Factors Predicting AI Feedback Recognition

Of the 82 students, 41 could not correctly guess either the AI feedback or the Co-produced feedback; nine correctly guessed only the AI feedback but not the Co-produced feedback, nine correctly identified only the Co-produced feedback, but not the AI feedback, and 23 were able to correctly identify both the AI and the Co-produced feedback.

Years of educational AI usage significantly predicted participants' ability to correctly identify AI-generated feedback ($\chi^2 = 4.08$, $p = .028$, Figure 3). This educational AI usage factor did not significantly influence students' ability to identify Co-produced feedback ($\chi^2 = 0.64$, $p = .802$, Figure 3). The correlations were not significant for years of general AI usage, age, gender, course, and AI trust instrument.

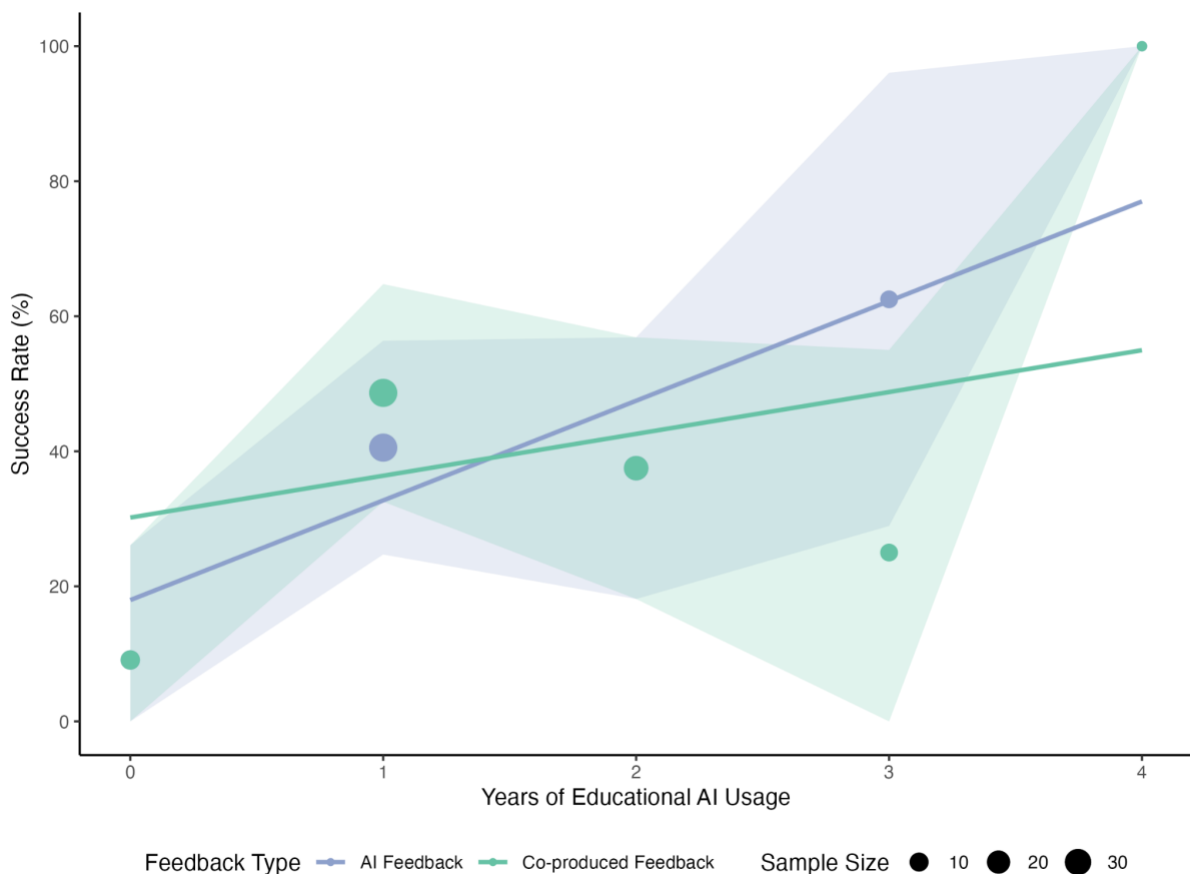


Figure 3. Success rates of AI feedback identification versus co-produced feedback identification across years of educational AI usage (0-4). AI feedback identification shows significantly stronger improvement with educational AI experience ($p = .028$). Shaded areas represent confidence intervals; point sizes indicate relative sample sizes.

4.2. Perception of Different Feedback Types

Feedback provider emerged as having a significant main effect on students' perceptions. AI feedback was rated significantly higher than Human feedback across all dimensions (all $p < .024$). Similarly, co-produced feedback was rated significantly higher than Human feedback across all dimensions (all $p < .001$). Across all dimensions, AI and coproduced feedback were rated similarly.

For the Objectivity dimension, AI ($M_{Blind} = 4.11$, $M_{Informed} = 4.01$) and Co-produced feedback ($M_{Blind} = 4.07$, $M_{Informed} = 4.08$) were rated similarly, both significantly higher than Human feedback ($M_{Blind} = 3.31$, $M_{Informed} = 3.39$, $p < .001$). The Usefulness dimension shared a similar pattern, with AI ($M_{Blind} = 4.12$, $M_{Informed} = 4.03$) and Co-produced feedback ($M_{Blind} = 4.03$, $M_{Informed} = 3.99$) rated similarly, both significantly higher than Human feedback ($M_{Blind} = 3.17$, $M_{Informed} = 3.25$, $p < .001$). For Genuineness, the AI feedback ($M_{Blind} = 4.11$, $M_{Informed} = 3.67$) was rated similarly to Co-produced feedback ($M_{Blind} = 3.82$, $M_{Informed} = 3.84$), both significantly higher than Human feedback ($M_{Blind} = 3.19$, $M_{Informed} = 3.32$, $p < .024$).

The main effect of timing(Blind/Informed) was only significant in the Genuineness dimension ($p < .001$), but not for the Objectivity and Usefulness dimensions (Figure 4). Subsequent Tukey adjusted mean comparison for the Genuineness dimension revealed significant feedback provider \times timing interaction: AI feedback was rated more genuine in the Blind condition than the Informed condition ($p < .001$), whereas Co-produced feedback and Human feedback remained stable across timing conditions.

Two covariates emerged as significant predictors of students' feedback perception, but only for the Usefulness dimension, not for the Genuineness and Objectivity dimensions (Figure 5). More years of general AI usage led to a lower Usefulness rating ($p = .024$, $\beta = -0.36$, Figure 5 left). The feedback provider \times years of general AI usage interaction was not significant. Male participants rated feedback significantly lower than female and nonbinary participants in the Usefulness dimension ($p = .051$, $\beta = -0.40$, Figure 5 right). Subsequent Tukey-adjusted mean comparison revealed a significant feedback provider \times gender interaction: Human feedback was rated significantly less useful by male students ($M = 2.67$) than by female and nonbinary students ($M = 3.46$, $p = .001$). We found no significant effects of Turing test results, course, age, or the AI trust instrument on feedback perception.

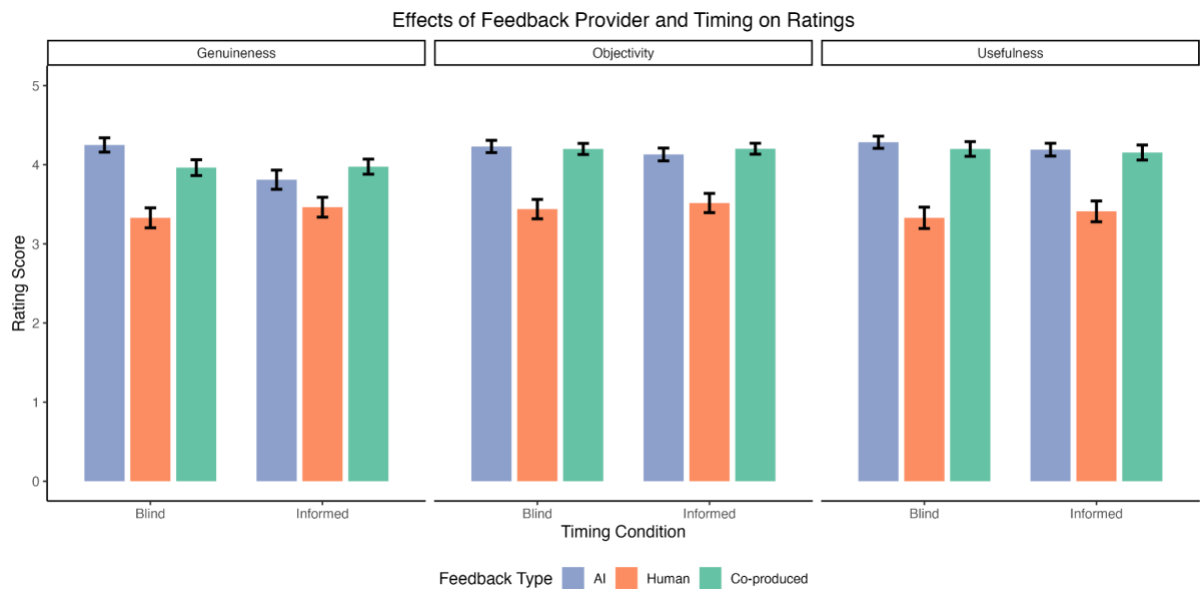


Figure 4. Perceptions towards feedback content per dimension (Genuineness, Objectivity, Usefulness) by feedback provider (AI/Human/Co-produced) and Timing (Blind/Informed) with error bars.

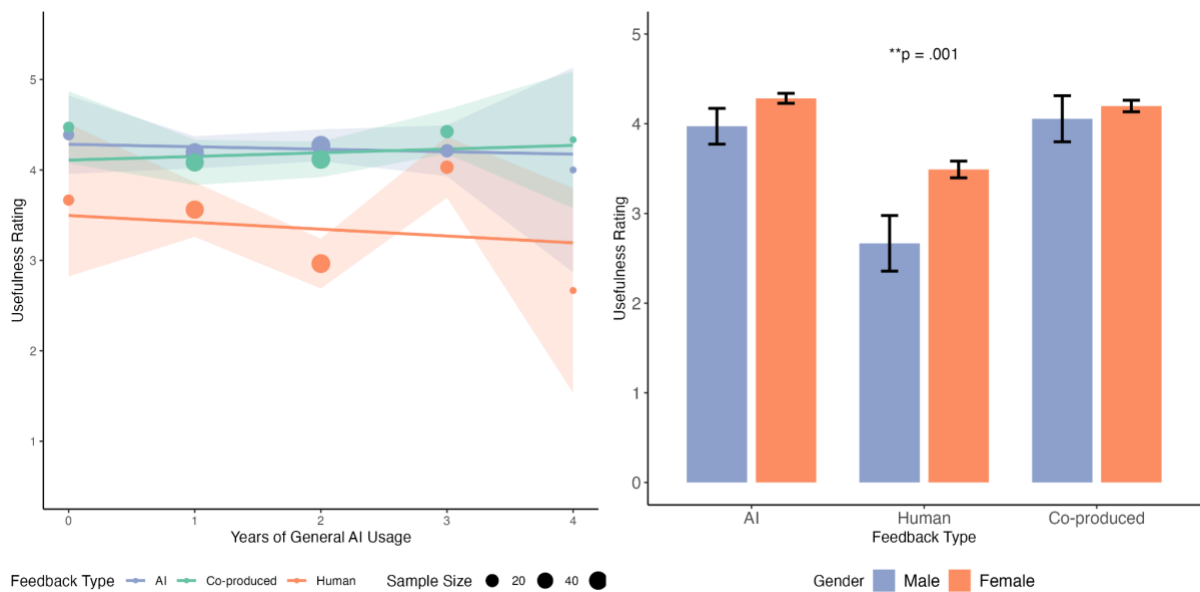


Figure 5. Years of General AI Usage and Gender Differences in Feedback Usefulness Perceptions. Left panel shows usefulness ratings by years of general AI usage across three feedback types (AI, Human, Co-produced), with confidence intervals (shaded areas) and trend lines. More general AI experience correlates with lower Usefulness ratings ($p = .024$). Right panel displays gender differences in perceived usefulness by feedback type with standard error bars. Males rated Usefulness significantly lower than females for human feedback ($p = .001$). Scores range from 1 (Strongly disagree) to 5 (Strongly agree).

4.3. Bias Towards AI and Co-produced Feedback

Participants rated Human feedback ($M = 4.18$, $SD = 0.84$) significantly more credible than AI feedback ($M = 3.28$, $SD = 0.84$) with a large effect size ($p < .001$, Cohen's $d = 1.21$, Figure 6a). Co-produced feedback ($M = 4.04$, $SD = 0.69$) was also rated significantly more credible than AI feedback with a substantial effect ($p < .001$, Cohen's $d = 1.02$, Figure 6a). The Credibility ratings were similar between Human and Co-produced feedback.

Three covariates emerged to be significant predictors of credibility rating. More years of general AI usage led to a lower credibility rating ($p = .025$, $\beta = -0.27$), with no significant feedback provider \times years of general AI usage interaction (Figure 4b). In contrast, students with more years of educational AI usage rated the feedback as more credible ($p = .027$, $\beta = 0.27$), with no significant feedback provider \times years of educational AI usage interaction (Figure 6b). Finally, the perceived usefulness dimension in the AI trust instrument (usefulness_AITrust) significantly predicted credibility rating ($p = .031$), with a significant feedback provider \times perceived usefulness (usefulness_credibility) interaction: students with higher perceived AI usefulness ratings (usefulness_AITrust) gave significantly higher credibility ratings (usefulness_credibility) to AI-generated feedback specifically ($p = .019$, $\beta = 0.30$), while this relationship was not significant for human-generated ($p = .549$, $\beta = 0.09$) or co-produced feedback ($p = .236$, $\beta = 0.14$, Figure 6c). There were no significant effects of the other dimensions in the AI trust instrument (perceived obstacles, perceived readiness, and trust intent) on credibility ratings. Additionally, Turing test results, age, gender, and course variables did not significantly predict feedback credibility.

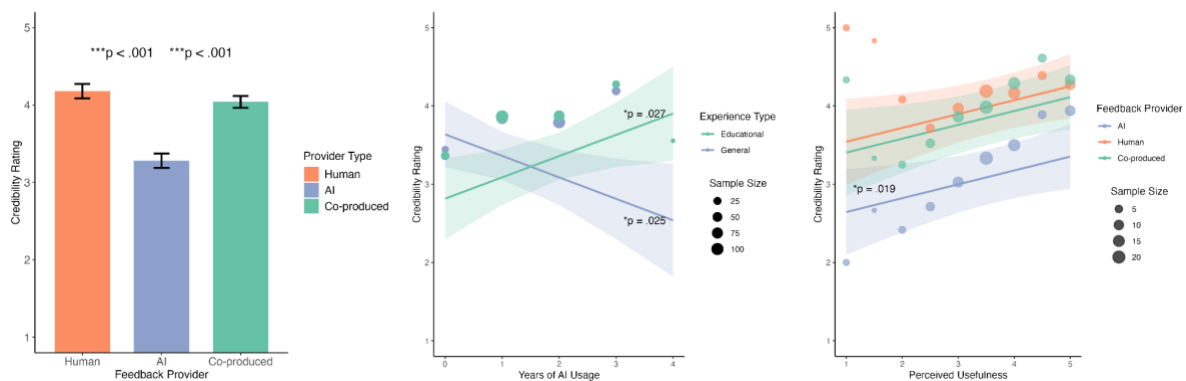


Figure 6. Credibility Perceptions by Feedback Provider, AI Experience, and Perceived Benefits. (a) Mean credibility ratings by feedback provider type, with Human and Co-produced feedback rated significantly higher than AI feedback ($p < .001$). (b) The relationship between years of AI usage and credibility ratings shows

opposite effects for educational and general AI experience types. More years of general AI usage predicted lower credibility ratings ($p = .025$), while more years of educational AI usage predicted higher ratings ($p = .027$). Shaded areas represent 95% confidence intervals. Sample sizes are indicated by point size. (c) Influence of perceived usefulness on credibility ratings across three feedback types, with AI feedback showing a significant positive correlation ($p = .019$). Sample sizes are indicated by point size. All ratings range from 1 (Strongly disagree) to 5 (Strongly agree).

5. Discussion

In this study, we investigated how the identity of feedback providers affected students' perception towards the feedback. Specifically, we compared the perceptions to three types of feedback: human-created (by the teaching staff, AI-generated (by a specific LLM - Claude 3.5), and coproduced (human feedback improved by a specific LLM - Claude 3.5t). These conditions reflect real-world use cases of LLMs in feedback generation on campuses where teaching teams are either resisting AI in feedback, debating full AI adoption, or experimenting with AI-enhanced human feedback (Holstein and Aleven, 2022; Pahi et al, 2024). Our goal was to understand higher education students' perceptions regarding varying levels of AI integration in formative feedback provision.

5.1. Students' Ability to Distinguish AI, Human, and Co-produced Feedback

One key methodological distinction between our study and the recent previous work in the area (e.g. Nazaretsky et al. (2024)) lies in the complexity of Turing test outcomes. While Nazaretsky et al.'s study employed a binary classification system (passed/failed), due to the additional condition of co-produced feedback, our study implemented a more nuanced four-category outcome framework: both failed (neither AI nor co-produced feedback was perceived as human), both passed (both AI and co-produced feedback were perceived as human), AI-only passed (only AI feedback was perceived as human), and co-produced-only passed (only co-produced feedback was perceived as human). This expanded categorization allowed for more granular analysis of how different AI-involved feedback types were perceived relative to one another.

Our results indeed revealed students' differentiated ability to identify AI versus co-produced feedback. Specifically, more years of AI usage in educational contexts correlated with better identification of purely AI-generated feedback, but not co-produced feedback. This "years of educational AI usage" factor, newly introduced in our study and not examined in previous literature (e.g. Nazaretsky et al. (2024)), suggests that as students increasingly incorporate AI into their education, they might develop greater familiarity with the distinctive features of AI-generated content..

Consistent with Nazaretsky et al. (2024)'s findings, no additional factors significantly predicted Turing test performance in our study. Notably, while

Nazaretsky et al. (2024) reported that more than half of their participants successfully identified AI feedback (274 out of 457) in a study comparing only human and AI feedback, our study showed a markedly different outcome. In our three-condition experiment, less than half of the students (32 out of 82) correctly identified AI-generated feedback. This decreased identification accuracy suggests that the introduction of the third feedback type (co-produced feedback) may have increased cognitive load, thereby potentially compromising students' discriminatory judgment when attempting to distinguish between human and non-human feedback.

5.2. Perception of Different Feedback Types

In the current study, students strongly preferred AI and co-produced feedback over human feedback, contradicting Nazaretsky et al. (2024), who found human feedback was preferred over AI-generated alternatives. One possible explanation is that AI-generated and co-produced feedback might demonstrate superior readability, detail, and accuracy compared to human feedback (Dai et al., 2023). However, the discrepancy between our results and Nazaretsky et al.'s (2024) might stem from quality limitations in our study's human-generated feedback. For both modules examined, a single human grader provided feedback to 30 student assignments weekly, potentially compromising feedback quality due to time constraints. If this was indeed the case, our findings suggest that AI and co-produced feedback, which students received positively, could serve as valuable alternatives when large cohort sizes make consistent, high-quality human feedback challenging to deliver. We did not intervene in the quality of human feedback in this study to keep its authenticity to real world feedback creation conditions.

To our surprise, students did not prefer co-produced over AI feedback, suggesting that the feedback qualities that the co-produced option aimed to enhance did not align with students' actual needs, as reflected in their lower ratings of usefulness, objectivity, and genuineness for this hybrid approach. This unexpected finding may be partially attributed to how we operationalized 'co-produced' feedback in our study: AI was simply prompted to "improve" human feedback without specific criteria. One possible explanation is that under such open-ended instructions, the co-produced feedback primarily focused on enhancing motivational support and providing clarifying examples—areas where generative AI typically excels (Pahi et al., 2024). However, these enhancements may not have addressed the specific feedback elements that students most valued in their learning process. Future studies should explore alternative co-production approaches, such as Nazaretsky et al.'s (2024) Human-in-the-Loop model where AI generates initial feedback that human experts validate before distribution. Additionally, research could examine involving students directly in feedback co-production and guideline development, creating more responsive systems aligned with learner needs while fostering greater transparency and trust in AI-augmented educational feedback.

Compared to recent previous literature, students in our study rated AI feedback as less genuine once informed of its source. Interestingly, perceptions of usefulness and objectivity remained unchanged after revealing feedback identity. Unlike usefulness and objectivity dimensions, genuineness engages more directly with the affective aspects of AI adoption. This isolated decline in perceived genuineness for AI feedback might reflect the algorithmic aversion phenomenon, where negative attitudes toward algorithms influence how people respond to AI systems in practical contexts (Dietvorst et al., 2014). Our findings thus highlight the emotional resistance learners may exhibit toward AI integration in education.

Notably, students did not adjust their ratings when the co-produced feedback's identity was revealed. Learners appeared to discount the AI contribution in co-produced feedback, continuing to perceive it as more genuine, useful, and objective than purely human feedback. This finding contributes to our understanding of how AI framing can negatively impact learners' perceptions of educational quality (Cukurova et al., 2020): when educational evidence is presented within an AI research framework, the general public tends to consider it less prestigious and scientifically rigorous than identical evidence framed within traditional research disciplines (such as neuroscience and educational psychology). While previous research has primarily documented educators' reluctance to embrace AI in feedback generation (Cukurova et al., 2020; Kizilcec, 2024), both our study and Nazaretsky et al. (2024) suggest that learners hold more nuanced attitudes toward varying degrees of AI involvement in their feedback.

5.3. Biases Against AI and Co-produced Feedback

Students do demonstrate bias against AI-generated feedback, with AI feedback receiving significantly lower credibility ratings compared to human feedback. However, aligning with our findings in RQ2, students did not extend this bias to co-produced feedback, rating its credibility similarly to human-generated feedback. As discussed in section 5.2, this distinction illustrates that when feedback is framed as a collaborative human-AI effort, learners trust it to maintain the same quality and credibility as purely human-authored feedback. These findings suggest a pragmatic approach for educators: implementing co-produced feedback (explicitly labeled as such) may represent an effective middle ground in feedback generation practices. Students tend to place greater trust in co-produced feedback, as measured by credibility ratings. This approach balances the benefits of AI in generating detailed feedback with maintaining positive student perceptions. It offers a compromise between fully automated and fully human approaches, leveraging AI's capabilities while addressing students' affective concerns about purely AI-generated educational content.

Nonetheless, there are important ethical and transparency considerations regarding AI-involved feedback, concerns also highlighted by Nazaretsky et al. (2024). Educational institutions must carefully consider appropriate disclosure

practices regarding AI involvement in feedback generation while preserving students' confidence in the feedback they receive. Furthermore, this co-produced feedback generation strategy does not free teaching teams from time and effort-consuming process of producing formative feedback (Ajjawi & Boud, 2018; Gan et al., 2021), and potentially demands higher competencies in order to design the appropriate prompt for feedback improvement. However, recent evidence suggests that co-produced feedback approaches could still provide meaningful time savings for educators. For instance, a UK large-scale randomized controlled trial found that teachers using generative AI tools for content creation saved an average of 31% of their preparation time without sacrificing content quality (Education Endowment Foundation, 2025), suggesting similar efficiencies might be possible in feedback generation processes when appropriate implementation supports are provided.

5.4. Individual Differences in Identifying and Trusting AI

Years of general AI usage and years of educational AI usage emerged as significant new factors in our study. As expected, both AI experience variables significantly predicted AI feedback recognition and perception.

As noted in section 5.1, students with more years of educational AI usage were better at identifying AI-generated feedback. Research shows that AI and human-generated content display distinctive linguistic patterns across dimensions including involvement versus informational production, narrative versus non-narrative concerns, explicit versus context-dependent references, persuasive expression, and abstract versus concrete style (Biber, 1991; Sardinha, 2024). While we controlled for certain features by instructing the AI to use second-person pronouns and implement similar length constraints as human feedback, students with greater educational AI experience likely detected subtler linguistic markers in the AI feedback, enabling accurate identification of its non-human origin. The co-produced feedback, however, retained human-written content as its foundation, incorporating natural linguistic patterns that made it considerably harder to distinguish from purely human-authored feedback.

This finding aligns with results from RQ3, where more years of educational AI usage predicted higher credibility ratings for both AI-generated and co-produced feedback. The more students used AI in educational contexts, the more they tended to trust it. Surprisingly, years of general AI usage showed an opposite pattern: students with more general AI experience rated AI and co-produced feedback as less useful (results of RQ2) and less credible (results of RQ3). This concerning finding suggests different effects from different types of AI exposure.

The inclusion of the AI trust instrument (Nazaretsky et al., 2025) provided additional insight: higher scores in the perceived usefulness dimension (a subscale of the AI trust instrument) led to higher credibility ratings for AI-generated feedback (results of RQ3). This dimension captures students' perceived benefits of AI in

education through items like "AI can serve as a learning pal or teaching assistant" and "AI can assist in exam preparation by identifying knowledge gaps." It's important to note that this perceived usefulness scale is distinct from our outcome measures of feedback perception, which assessed usefulness, objectivity, and genuineness of the different feedback types.

These results offer two key insights: (1) The more students have benefited from AI in learning, the more they trust AI for evaluation and feedback; (2) Greater general AI usage may lead students to be more critical of AI in educational contexts, possibly reflecting Vanacore et al.'s (2025) finding that generative AI feedback showed mixed effects—helpful with basic errors but potentially disrupting self-regulated learning in more complex problem-solving scenarios. While previous research found that students trust in AI increases perceived usefulness of AI educational technology (Nazaretsky et al., 2025), our findings suggest the relationship works bidirectionally. The contrasting effects between general AI and educational AI usage suggest that students' heightened trust in AI feedback may reflect unjustified confidence rather than warranted trust. This discrepancy highlights the crucial responsibility educators bear in fostering students' critical evaluation skills specifically for AI applications in educational settings. Students need guidance to develop nuanced understanding of when and how to appropriately rely on AI-generated educational content.

Finally, male students showed a trend toward perceiving AI, human, and co-produced feedback as less useful than female and non-binary students. This gender difference was unexpected and could be attributed to sampling variation, as males rated usefulness significantly lower than females only for human feedback, and Nazaretsky et al. (2024) found no gender differences in AI feedback perception in a different university population. Additionally, Nazaretsky et al. (2025) reported that male students perceived AI educational technology as less risky than minority students. Therefore, an alternative explanation might be that male students generally place less importance on formative feedback quality, possibly perceiving it as having minimal impact on their learning outcomes. Future research should examine potential gender differences in feedback engagement and utilization, as understanding these patterns would help educators design more effective feedback mechanisms for diverse student populations.

6. Limitations and Future Work

Several limitations should be acknowledged in this study. First, the study was conducted with a limited number of students within a specific statistical module, which may limit the generalizability of the findings to other disciplines. In particular, modules in social sciences or the arts, where learning tasks are typically more open-ended and allow for diverse solutions, may affect how AI-generated feedback performs in comparison to human feedback. Future studies should explore AI feedback effectiveness in different academic contexts to account for these variations.

Second, while the study's sample size was sufficient to detect at least medium-sized effects based on prior power analysis, a larger sample and replication in diverse learning environments would enhance the robustness of the findings. Increasing sample diversity would allow for a deeper examination of how AI feedback capabilities interact with students' perceptions across different settings.

Third, the design of AI-generated and human-AI co-produced feedback was constrained by the AI model, predefined prompts, and the study's methodological approach. This approach was chosen to reflect real-world AI usage, particularly in auditing human-generated content. However, alternative models of human-AI collaboration in feedback generation exist and warrant further investigation, particularly in developing hybrid intelligence approaches that optimize AI's role in feedback provision. Additionally, our study did not account for the variation in experience and feedback styles among multiple teaching assistants who typically engage with student assignments in larger courses—an important factor that may influence feedback quality and consistency. Future research should examine how different levels of teaching experience interact with AI-assisted feedback generation and how institutional training might standardize co-production practices across diverse teaching teams.

Fourth, the study focused on specific survey instruments to measure students' perceptions, which may have overlooked other potentially influential factors, such as students' individual characteristics and actual learning performance. Future research could expand the scope of measurement by incorporating additional instruments, demographic factors, and performance-based analyses. Furthermore, qualitative follow-up interviews could provide deeper insights into students' trust or skepticism toward AI-generated and co-produced feedback.

Finally, the study employed logistic regression and mixed linear models to examine the relationships between feedback provider identity, student demographics, and perceptions. While these models were appropriate for the research questions, they assume linear relationships between predictors and outcomes, which may not fully capture the complex dynamics of learning and perception. Future research could explore nonlinear models, machine learning techniques, or Bayesian approaches to provide a more comprehensive understanding of AI feedback in educational contexts.

Despite these limitations, the study provides valuable insights into students' ability to distinguish AI, human, and co-produced feedback, as well as their changing perceptions when feedback provider identities are revealed. Addressing these limitations in future research will further enhance our understanding of AI's role in education.

7. Conclusion

Students' contrasting perceptions of AI-generated, human-created, and co-produced feedback highlight both opportunities and challenges in integrating AI into educational assessment practices. While students generally rated AI and co-produced feedback favorably in terms of usefulness and objectivity, the influence of AI experience, gender differences, and algorithmic aversion suggests a need for thoughtful implementation strategies that balance technological capabilities with human expertise. Our findings contribute to the emerging field of AI in education and provide valuable insights for educators and institutions seeking to establish evidence-based guidelines for incorporating AI EdTech into their feedback systems while addressing students' trust concerns and promoting AI literacy.

8. Acknowledgements

We would like to thank the module leaders for coordinating data collection: Metodi Siromahov and Martin Vasilev, as well as the undergraduate research assistants for analyzing the data: Ruth Abera, Hashleen Kurana, Lok Kwan Tse, Yi Cheng Wong, Xinyi Yang, Yitong Yu, Jamie Zhang, and Jinghan Zhou. Names are listed in alphabetical order by surname.

9. Declaration of Interest Statement

The authors declare no conflicts of interest that could have influenced the research, authorship, or publication of this work. This research did not receive any specific grant from funding agencies in the public, commercial, or not-for-profit sectors.

References

- Ajjawi, R., & Boud, D. (2018). Examining the nature and effects of feedback dialogue. *Assessment & Evaluation in Higher Education*, 43(7), 1106–1119. <https://doi.org/10.1080/02602938.2018.1434128>
- Andrade, H. (2019). A critical review of research on student self-assessment. *Frontiers in Education*, 4(87).
- Bandiera, O., Larcinese, V., & Rasul, I. (2015). Blissful ignorance? A natural experiment on the effect of feedback on students' performance. *Labour Economics*, 34, 13–25. <https://doi.org/10.1016/j.labeco.2015.02.002>
- Bansal, G., Wu, T., Zhou, J., Fok, R., Nushi, B., Kamar, E., Ribeiro, M. T., & Weld, D. (2021). Does the Whole Exceed its Parts? The Effect of AI Explanations on Complementary Team Performance. *CHI*, 1–16. <https://doi.org/10.1145/3411764.3445717>
- Biber, D. (1991). Variation across speech and writing. Cambridge university press.
- Boud, D., & Molloy, E. (2013). Rethinking models of feedback for learning: the challenge of design. *Assessment and Evaluation in Higher Education*, 38.
- Buçinca, Z., Lin, P., Gajos, K. Z., & Glassman, E. L. (2020). Proxy tasks and subjective measures can be misleading in evaluating explainable AI systems. *25th International Conference on Intelligent User Interfaces*. <https://doi.org/10.1145/3377325.3377498>
- Cavalcanti, A. P., Barbosa, A., Carvalho, R., Freitas, F., Tsai, Y., Gašević, D., & Mello, R. F. (2021). Automatic feedback in online learning environments: A systematic literature review. *Computers and Education Artificial Intelligence*, 2, 100027. <https://doi.org/10.1016/j.caeai.2021.100027>
- Cavalcanti, A. P., De Mello, R. F. L., Rolim, V., Andre, M., Freitas, F., & Gasevic, D. (2019). An Analysis of the use of Good Feedback Practices in Online Learning Courses. *IEEE 19th International Conference on Advanced Learning Technologies (ICALT)*, 153–157. <https://doi.org/10.1109/icalt.2019.00061>
- Chen, X., Xie, H., Zou, D., & Hwang, G. (2020). Application and theory gaps during the rise of Artificial Intelligence in Education. *Computers and Education Artificial Intelligence*, 1, 100002. <https://doi.org/10.1016/j.caeai.2020.100002>
- Chiu, T. K., Xia, Q., Zhou, X., Chai, C. S., & Cheng, M. (2022). Systematic literature review on opportunities, challenges, and future research recommendations of artificial intelligence in education. *Computers and Education Artificial Intelligence*, 4, 100118. <https://doi.org/10.1016/j.caeai.2022.100118>
- Cukurova, M. (2019). Learning Analytics as AI Extenders in Education: Multimodal Machine Learning versus Multimodal Learning Analytics (T. Mitchell, Ed.). Proceedings of AIAED 2019
- Cukurova, M., Luckin, R., & Kent, C. (2020). Impact of an artificial intelligence research frame on the perceived credibility of educational research evidence. *International Journal of Artificial Intelligence in Education*, 30(2), 205-235.
- Cukurova, M. (2024). The interplay of learning, analytics and artificial intelligence in education: A vision for hybrid intelligence. *British Journal of Educational Technology*. <https://doi.org/10.1111/bjet.13514>
- Dai, W., Lin, J., Jin, H., Li, T., Tsai, Y., Gašević, D., & Chen, G. (2023). Can Large Language Models Provide Feedback to Students? A Case Study on ChatGPT. *IEEE*. <https://doi.org/10.1109/icalt58122.2023.00100>

- Dietvorst, B. J., Simmons, J. P., & Massey, C. (2014). Algorithm aversion: People erroneously avoid algorithms after seeing them err. *Journal of Experimental Psychology General*, *144*(1), 114–126. <https://doi.org/10.1037/xge0000033>
- Education Endowment Foundation. (2025). ChatGPT in lesson preparation - Teacher choices trial. <https://educationendowmentfoundation.org.uk/projects-and-evaluation/projects/chatgpt-in-lesson-preparation-teacher-choices-trial>
- Er, E., Akçapınar, G., Bayazıt, A., Noroozi, O., & Banihashem, S. K. (2024). Assessing student perceptions and use of instructor versus AI-generated feedback. *British Journal of Educational Technology*. <https://doi.org/10.1111/bjet.13558>
- Escalante, J., Pack, A., & Barrett, A. (2023). AI-generated feedback on writing: insights into efficacy and ENL student preference. *International Journal of Educational Technology in Higher Education*, *20*(1). <https://doi.org/10.1186/s41239-023-00425-2>
- Evans, C. (2013). Making sense of assessment feedback in higher education. *Review of Educational Research*, *83*(1), 70–120. <https://doi.org/10.3102/0034654312474350>
- Falchikov, N., & Goldfinch, J. (2000). Student Peer Assessment in Higher Education: A Meta-Analysis Comparing Peer and Teacher Marks. *Review of Educational Research*, *70*(3), 287–322. <https://doi.org/10.3102/00346543070003287>
- Foster, R. A., Wood, K. L., & Evans, M. H. (2024). The impact of multimedia feedback in blended learning environments on university students' programming skills. *Research and Advances in Education*, *3*(5), 42–52. <https://doi.org/10.56397/rae.2024.05.05>
- Gan, Z., An, Z., & Liu, F. (2021). Teacher feedback practices, student feedback motivation, and feedback behavior: how are they associated with learning outcomes? *Frontiers in Psychology*, *12*. <https://doi.org/10.3389/fpsyg.2021.697045>
- Gibbs, G., & Simpson, C. (2005). Conditions Under Which Assessment Supports Students' Learning. *Learning and Teaching in Higher Education*. <https://sydney.edu.au/education-portfolio/ei/assessmentresources/pdf/Gibbs%20and%20Simpson.pdf>
- Hao, Q., Smith, D. H., IV, Ding, L., Ko, A., Ottaway, C., Wilson, J., Arakawa, K. H., Turcan, A., Poehlman, T., & Greer, T. (2021). Towards understanding the effective design of automated formative feedback for programming assignments. *Computer Science Education*, *32*(1), 105–127. <https://doi.org/10.1080/08993408.2020.1860408>
- Hao, Q., Wilson, J. P., Ottaway, C., Iriumi, N., & Arakawa, K. (2019). *Investigating the Essential of Meaningful Automated Formative Feedback for Programming Assignments*. IEEE Symposium on Visual Languages and Human-Centric Computing (VL/HCC).
- Hattie, J., & Timperley, H. (2007). The power of feedback. *Review of Educational Research*, *77*(1), 81–112. <https://doi.org/10.3102/003465430298487>
- Henderson, M., Ryan, T., Boud, D., Dawson, P., Phillips, M., Molloy, E., & Mahoney, P. (2019). The usefulness of feedback. *Active Learning in Higher Education*, *22*(3), 229–243. <https://doi.org/10.1177/1469787419872393>
- Hendriks, F., Kienhues, D., & Bromme, R. (2015). Measuring laypeople's trust in experts in a digital age: the Muenster Epistemic Trustworthiness Inventory (METI). *PLoS ONE*, *10*(10), e0139309. <https://doi.org/10.1371/journal.pone.0139309>

- Hirunyasiri, D., Thomas, D. R., Lin, J., Koedinger, K. R., & Alevan, V. (2023). Comparative Analysis of GPT-4 and Human Graders in Evaluating Praise Given to Students in Synthetic Dialogues. *arXiv (Cornell University)*. <https://doi.org/10.48550/arxiv.2307.02018>
- Hooda, M., Rana, C., Dahiya, O., Rizwan, A., & Hossain, M. S. (2022). Artificial intelligence for assessment and feedback to enhance student success in higher education. *Mathematical Problems in Engineering*, 2022, 1–19. <https://doi.org/10.1155/2022/5215722>
- Holstein, K., & Alevan, V. (2022). Designing for human–AI complementarity in K-12 education. *AI Magazine*, 43(2), 239–248. <https://doi.org/10.1002/aaai.12058>
- Holstein, K., Alevan, V., & Rummel, N. (2020). A Conceptual Framework for Human–AI Hybrid Adaptivity in Education. In *Lecture notes in computer science* (pp. 240–254). https://doi.org/10.1007/978-3-030-52237-7_20
- Irons, A., & Elkington, S. (2021). *Enhancing Learning through Formative Assessment and Feedback*. <https://doi.org/10.4324/9781138610514>
- Kim, N. J., & Kim, M. K. (2022). Teacher’s perceptions of using an Artificial Intelligence-Based educational tool for scientific writing. *Frontiers in Education*, 7. <https://doi.org/10.3389/educ.2022.755914>
- Kizilcec, R. (2024). To Advance AI Use in Education, Focus on Understanding Educators. *Int J Artif Intell Educ* 34, 12–19. <https://doi.org/10.1007/s40593-023-00351-4>
- Lawson, A. P., Mayer, R. E., Adamo-Villani, N., Benes, B., Lei, X., & Cheng, J. (2020). Recognizing the emotional state of human and virtual instructors. *Computers in Human Behavior*, 114, 106554. <https://doi.org/10.1016/j.chb.2020.106554>
- Leite, A., & Blanco, S. A. (2020). Effects of Human vs. Automatic Feedback on Students’ Understanding of AI Concepts and Programming Style. *SIGCSE*. <https://doi.org/10.1145/3328778.3366921>
- Nazaretsky, T., Mejia-Domenzain, P., Swamy, V., Frej, J., & Käser, T. (2024a). AI or Human? Evaluating Student Feedback Perceptions in Higher Education. In *Lecture notes in computer science* (pp. 284–298). https://doi.org/10.1007/978-3-031-72315-5_20
- Nazaretsky, T., Mejia-Domenzain, P., Swamy, V., Frej, J., & Käser, T. (2024b). Through Student Eyes: Assessing Their Ability to Evaluate Human and AI-generated Formative Feedback. *British Journal of Educational Technology*. In press.
- Nazaretsky, T., Mejia-Domenzain, P., Swamy, V., Frej, J., & Käser, T. (2025). Who Gives Feedback Matters: Student Biases Towards Human and AI-generated Formative Feedback. *Journal of Computer Assisted Learning*. In press.
- Pahi, K., Hawlader, S., Hicks, E., Zaman, A., & Phan, V. (2024). Enhancing active learning through collaboration between human teachers and generative AI. *Computers and Education Open*, 6, 100183. <https://doi.org/10.1016/j.caeo.2024.100183>
- Roberson, Q., & Stewart, M. (2006). Understanding the motivational effects of procedural and informational justice in feedback processes. *British Journal of Psychology*.
- Rüdian, S., Podelo, J., Kužílek, J., & Pinkwart, N. (2025). Feedback on Feedback: Student’s Perceptions for Feedback from Teachers and Few-Shot LLMs. *LAK 2025*, 82–92. <https://doi.org/10.1145/3706468.3706479>

- Ruijten-Dodoiu, P., Oliveira, M., & Ventura-Medina, E. (Eds.). (2025). *Towards Scalable AI Feedback Systems: Preparing A Turing-Test-Inspired Experiment*.
- Ruwe, T., & Mayweg-Paus, E. (2023). "Your argumentation is good", says the AI vs humans – The role of feedback providers and personalised language for feedback effectiveness. *Computers and Education Artificial Intelligence*, 5, 100189. <https://doi.org/10.1016/j.caeai.2023.100189>
- Ruwe, T., & Mayweg-Paus, E. (2024). Embracing LLM Feedback: the role of feedback providers and provider information for feedback effectiveness. *Frontiers in Education*, 9. <https://doi.org/10.3389/feduc.2024.1461362>
- Ryan, T., Henderson, M., & Phillips, M. (2019). Feedback modes matter: Comparing student perceptions of digital and non-digital feedback modes in higher education. *British Journal of Educational Technology*, 50(3), 1507–1523. <https://doi.org/10.1111/bjet.12749>
- Sardinha, T. B. (2024). AI-generated vs human-authored texts: A multidimensional comparison. *Applied Corpus Linguistics*, 4(1), 100083.
- Schneider, S., Beege, M., Nebel, S., Schnaubert, L., & Rey, G. D. (2021). The Cognitive-Affective-Social Theory of Learning in digital Environments (CASTLE). *Educational Psychology Review*, 34(1), 1–38. <https://doi.org/10.1007/s10648-021-09626-5>
- Shute, V. J. (2008). Focus on formative feedback. *Review of Educational Research*, 78(1), 153–189. <https://doi.org/10.3102/0034654307313795>
- Strobelt, H., Webson, A., Sanh, V., Hoover, B., Beyer, J., Pfister, H., & Rush, A. M. (2022). Interactive and visual prompt engineering for ad-hoc task adaptation with large language models. *IEEE Transactions on Visualization and Computer Graphics*, 1–11. <https://doi.org/10.1109/tvcg.2022.3209479>
- Tai, J., Ajjawi, R., Boud, D., Dawson, P., & Panadero, E. (2017). Developing evaluative judgement: enabling students to make decisions about the quality of work. *Higher Education*, 76(3), 467–481. <https://doi.org/10.1007/s10734-017-0220-3>
- Vaccaro, M., Almaatouq, A., & Malone, T. (2024). When combinations of humans and AI are useful: A systematic review and meta-analysis. *Nature Human Behaviour*. <https://doi.org/10.1038/s41562-024-02024-1>
- Vanacore, K., Pankiewicz, M., & Baker, R. (2025). Unpacking the Impact of Generative AI Feedback: Divergent Effects on Student Performance and Self-Regulated Learning.
- Wambsganss, T., Kueng, T., Soellner, M., & Leimeister, J. M. (2021). ArgueTutor: An Adaptive Dialog-Based Learning System for Argumentation Skills. *CHI Conference*. <https://doi.org/10.1145/3411764.3445781>
- Wilson, J., Ahrendt, C., Fudge, E. A., Raiche, A., Beard, G., & MacArthur, C. (2021). Elementary teachers' perceptions of automated feedback and automated scoring: Transforming the teaching and learning of writing using automated writing evaluation. *Computers & Education*, 168, 104208. <https://doi.org/10.1016/j.compedu.2021.104208>
- Winstone, N., & Carless, D. (2019). *Designing Effective Feedback Processes in Higher Education: A Learning-Focused Approach*. <https://dialnet.unirioja.es/servlet/articulo?codigo=7562072>
- Zhang, Y., Liao, Q. V., & Bellamy, R. K. E. (2020). Effect of confidence and explanation on accuracy and trust calibration in AI-assisted decision making. *FACCT*. <https://doi.org/10.1145/3351095.3372852>

- Zhang, Z., Dong, Z., Shi, Y., Price, T., Matsuda, N., & Xu, D. (2024). Students' perceptions and preferences of generative artificial intelligence feedback for programming. *Proceedings of the AAAI Conference on Artificial Intelligence*, 38(21), 23250–23258. <https://doi.org/10.1609/aaai.v38i21.30372>
- Zhu, M., Liu, O. L., & Lee, H. (2019). The effect of automated feedback on revision behavior and learning gains in formative assessment of scientific argument writing. *Computers & Education*, 143, 103668. <https://doi.org/10.1016/j.compedu.2019.103668>

Data Availability Statement

The data that support the findings of this study are available from the corresponding author upon reasonable request.