

Reasoning Models Can Be Effective Without Thinking

Wenjie Ma¹ Jingxuan He¹ Charlie Snell¹ Tyler Griggs¹

Sewon Min^{1,2} Matei Zaharia¹

¹University of California, Berkeley ²Allen Institute for AI

{windsey, jingxuan.he, csnell22, tgriggs, sewonm, matei}@berkeley.edu

Abstract

Recent LLMs have significantly improved reasoning capabilities, primarily by including an explicit, lengthy *Thinking* process as part of generation. In this paper, we question whether this explicit thinking is necessary. Using the state-of-the-art DeepSeek-R1-Distill-Qwen, we find that bypassing the thinking process via simple prompting, denoted as *NoThinking*, can be surprisingly effective. When controlling for the number of tokens, *NoThinking* outperforms *Thinking* across a diverse set of seven challenging reasoning datasets—including mathematical problem solving, formal theorem proving, and coding—especially in low-budget settings, e.g., 51.3 vs. 28.9 on ACM 23 with 700 tokens. Notably, the performance of *NoThinking* becomes more competitive with pass@ k as k increases. Building on this observation, we demonstrate that a parallel scaling approach that uses *NoThinking* to generate N outputs independently and aggregates them is highly effective. For aggregation, we use task-specific verifiers when available, or we apply simple best-of- N strategies such as confidence-based selection. Our method outperforms a range of baselines with similar latency using *Thinking*, and is comparable to *Thinking* with significantly longer latency (up to 9x). Together, our research encourages a reconsideration of the necessity of lengthy thinking processes, while also establishing a competitive reference for achieving strong reasoning performance in low-budget settings or at low latency using parallel scaling.

1 Introduction

Recent large reasoning models, such as DeepSeek-R1 (DeepSeek-AI et al., 2025), OpenAI o1 (OpenAI, 2024), and others (Qwen Team, 2025; Muennighoff et al., 2025; Li et al., 2025a; Ye et al., 2025), have significantly improved performance by increasing inference-time compute (Snell et al., 2024; Brown et al., 2024). As shown in Figure 1, these models approach complex tasks by first generating long chains of thought as a search process with reflection, backtracking, and self-validation (“**Thinking**”, upper half of the blue box), followed by final solution steps and a final answer (“**Final Solution**”, lower half). These reasoning abilities are typically acquired through reinforcement learning with verified rewards or fine-tuning on distilled reasoning traces. These models are generally believed to benefit from this explicit reasoning process, which has led to the popular paradigm of inference-time compute scaling—enhancing reasoning at the cost of significantly increased token usage and latency. Recent work has explored efficient reasoning by reducing the token usage during the thinking process, e.g., via reinforcement learning with length-based rewards (Aggarwal & Welleck, 2025) or supervised fine-tuning on variable-length CoT traces (Sui et al., 2025). However, most approaches still rely on the explicit *Thinking* process.

In this paper, we question whether the explicit *Thinking* process is necessary for advanced reasoning. With an established reasoning model, DeepSeek-R1-Distill-Qwen, we disabled the explicit thinking process through a simple prompting approach (orange box in Figure 1). Our approach, called *NoThinking*, simply prefills the assistant response with a fabricated *Thinking* block and has the model continue from there. We evaluate this approach extensively on diverse benchmarks, including math problem solving (AIME 2024, AIME 2025, AMC

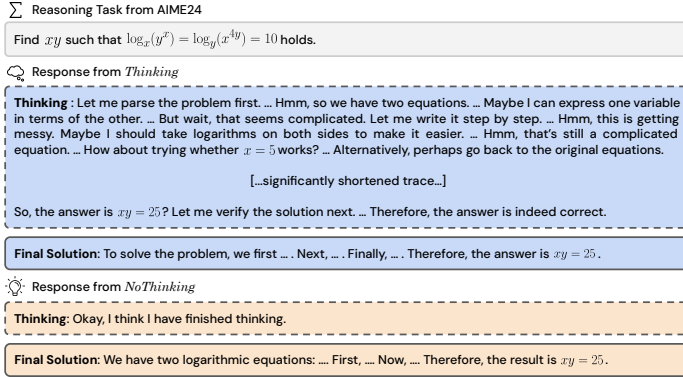


Figure 1: Before producing the final step-wise solution, *Thinking* generates a long chain of thought in the dedicated *thinking* box, containing a search process with reflection, backtracking, and self-verification. In contrast, *NoThinking* directly generates the solution after a prefilled dummy thinking box.

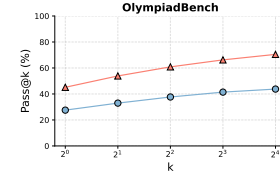


Figure 2: *NoThinking* outperforms *Thinking* at a similar budget of 800 tokens.

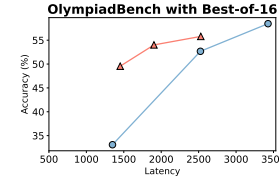


Figure 3: When controlling for latency, *NoThinking* significantly outperforms *Thinking*. Results are shown with best-of- N sample selection applied.

2023) (He et al., 2024), coding (Jain et al., 2025), and formal theorem proving (Zheng et al., 2022; Azerbayev et al., 2023).

Our experimental results show that *NoThinking* is surprisingly effective, as evidenced by pass@ k metrics ($1 \leq k \leq 64$). Out of the box, *NoThinking*, using 2.0–5.1 \times fewer tokens, either matches *Thinking* across all values of k or initially lags at $k = 1$ but quickly catches up and sometimes surpasses *Thinking* as k increases. This pattern is not observed in the base models used to train the reasoning model. Moreover, when controlling the token usage of both approaches through the budget forcing technique (Muennighoff et al., 2025), *NoThinking* often achieves higher pass@1 accuracy than *Thinking* in the low-budget regime, with the performance gap expanding as k increases. This is exemplified in Figure 2. To systematically assess efficiency, we examine the Pareto frontier of pass@ k versus average token usage, and find that *NoThinking* consistently outperforms *Thinking*. This suggests that even without the explicit thinking process, *NoThinking* achieves significantly better accuracy-cost tradeoffs across a wide range of budgets compared to the default prompting with *Thinking*.

The advantage of *NoThinking* in pass@ k is so significant that it can enable new inference strategies that achieve better accuracies and latencies than sequential inference with *Thinking*. To illustrate, we explore implementing parallel scaling with *NoThinking*, where multiple responses are sampled in parallel and aggregated via best-of- N methods (Kang et al., 2025; Wang et al., 2023). We consider both tasks with perfect verifiers (e.g., formal theorem proving), where correctness can be automatically verified, and tasks without verifiers (e.g., general problem solving), where we rely on simple confidence-based selection strategies. For tasks with verifiers, *NoThinking* with parallel scaling outperforms *Thinking*, both with and without parallel scaling, achieving 7 \times lower latency and even 4 \times less total token usage. For some tasks without verifiers, *NoThinking* also demonstrates strong performance: for example, it surpasses *Thinking* with 9 \times lower latency and improved accuracy on OlympiadBench (Math). As shown in Figure 3, we observe a consistent pattern across benchmarks: *NoThinking* with parallel scaling offers a superior trade-off between accuracy and latency. This illustrates that, for many tasks, reasoning model providers may be able to deliver better latency and similar or improved quality through similar approach.

To summarize, our work is the first to show the surprising finding that the thinking process of current reasoning models is not necessarily required for high performance, even for models that have been trained to follow this structured reasoning format. Moreover, we show that this simple *NoThinking* prompting can be combined with parallel test-time compute to

provide better latency-vs-accuracy than sequential inference. Overall, our work encourages a reconsideration of the necessity of lengthy thinking processes, and provides a competitive baseline for strong reasoning performance in low-budget or low-latency settings.

2 Related Work and Background

Test-Time Scaling for Language Models Scaling inference-time compute has emerged as an effective strategy to enhance the reasoning capabilities of large language models (LLMs). Broadly, existing methods fall into two categories. The first is **sequential** approaches exemplified by models such as OpenAI’s o1, DeepSeek R1, and Qwen QwQ (DeepSeek-AI et al., 2025; OpenAI, 2024; Qwen Team, 2025). These models produce long, structured chain-of-thought (CoT) responses involving backtracking and verification in a single forward pass. To gain such capabilities, costly training procedures—such as reinforcement learning (RL) or iterative self-improvement—are required to bootstrap and refine reasoning ability (Zelikman et al., 2022; Lambert et al., 2025; Yuan et al., 2024). For instance, DeepSeek R1 is trained entirely via RL to generate extended CoTs, while RLVR (Lambert et al., 2025) and PRIME (Yuan et al., 2024) leverage verifiable or latent supervision to improve reasoning quality. The second category is **parallel** approaches that sample multiple outputs and aggregate them. These include Best-of- N sampling and search-guided decoding techniques such as Monte Carlo Tree Search (MCTS) (Snell et al., 2024; Brown et al., 2024), where multiple candidate outputs are generated and selectively aggregated using search algorithms, reward models, or external verifiers.

In contrast to prior work that assumes explicit thinking processes are essential for strong performance, our work demonstrates that disabling explicit thinking is promising to improve the accuracy-budget tradeoff. Our prompting-based method, simple yet overlooked, achieves competitive performance without requiring additional training, reward signals, or process supervision. While we utilize Best-of- N methods to illustrate the effectiveness of our approach, our goal is not to innovate on sampling itself, but rather to present a strong, cost-effective baseline for low-budget settings.

Efficient Reasoning Given the growing compute cost of sequential scaling in reasoning models, recent work has explored various strategies to make reasoning in LLMs more efficient. These approaches aim to promote smart and concise reasoning by optimizing the length of generated reasoning sequences and eliminating unnecessary steps, as summarized in a recent survey (Sui et al., 2025). Some methods continue to train reasoning models for full-length CoT optimization, such as applying reinforcement learning with explicit length-based rewards (Aggarwal & Welleck, 2025; Luo et al., 2025; Shen et al., 2025b; Arora & Zanette, 2025; Qu et al., 2025), or fine-tuning on variable-length or concise reasoning traces obtained from best-of- N sampling (Xia et al., 2025; Kang et al., 2024; Ma et al., 2025; Munkhbat et al., 2025; Yu et al., 2024; Liu et al., 2024; Cui et al., 2025). Other approaches modify the output paradigm itself to promote concise reasoning, for example by training LLMs to leverage latent representations (Hao et al., 2024; Cheng & Durme, 2024; Shen et al., 2025a; Xu et al., 2025b; Su et al., 2025; Saunshi et al., 2025; Shen et al., 2025c), or adopting training-free techniques that select appropriate criteria to guide the reasoning strategy (Fu et al., 2024; Wu et al., 2025b; Aytes et al., 2025; Liao et al., 2025; Sun et al., 2024; Li et al., 2025b; Ding et al., 2025; Wang et al., 2025; Zhang et al., 2025; Yan et al., 2025). Additionally, some methods explicitly instruct LLMs to generate fewer reasoning steps (Han et al., 2025; Xu et al., 2025a; Lee et al., 2025; Renze & Guven, 2024; Wu et al., 2025a) (e.g., setting a token budget in prompts), or dynamically route inputs based on task difficulty to control reasoning complexity (Ong et al., 2025; Chuang et al., 2025b;a). While some of these methods are effective, our approach is entirely orthogonal: we show that disabling the thinking process can be surprisingly effective.

3 NoThinking Provides Better Accuracy-budget Tradeoffs than Thinking

In this section, we show that *NoThinking* can be surprisingly effective, outperforming *Thinking* with budget forcing and offering better accuracy-budget tradeoffs. We first define

Thinking and *NoThinking* (Section 3.1), describe our experimental setup (Section 3.2), and present experimental results (Section 3.3).

3.1 Method

Most modern reasoning models, such as R1 and R1-Distill-Qwen, follow a similar structure in their generation process: the reasoning process within the thinking box, marked by `<|beginning_of_thinking|>` and `<|end_of_thinking|>`, followed by the final answer. Based on this structure, we define the two methods (*Thinking* and *NoThinking*) as follows.

Thinking refers to the default method of querying the reasoning models to produce the following outputs: the reasoning process within the thinking box, the final solution, and the final answer (Figure 1 (blue)).

NoThinking refers to a method that bypasses the explicit reasoning process through prompting, directly generating the final solution and answer. This is achieved by forcing the thinking box to be empty during the decoding process (Figure 1 (orange)).

```
<|beginning_of_thinking|>
Okay, I think I have finished thinking.
<|end_of_thinking|>
```

The exact prompts we use can be found in Appendix C.

To control token usage in both methods, we adapt a budget forcing technique from Muenighoff et al. (2025). When the model reaches the token budget, it is forced to generate `Final Answer:`, ensuring an immediate final answer. If the model is still within the thinking box at the token limit, `<|end_of_thinking|>` is appended before the final answer tag. To implement budget forcing effectively, we slightly adjust the implementation for each task; see Appendix A.1 for details.

3.2 Evaluation Setup

Models We use **DeepSeek-R1-Distill-Qwen-32B** (DeepSeek-AI et al., 2025) as our primary model. It is a distilled variant of DeepSeek-R1, created by initializing the model with Qwen-32B and training on the data generated by DeepSeek-R1. It is one of the state-of-the-art reasoning models that use sequential test-time scaling, and is on par with a larger, DeepSeek-R1-Distill-Llama-70B according to the report. As an additional baseline, we also include **Qwen-32B-Instruct** (Qwen et al., 2025)—a general-purpose instruction-tuned model that uses the same architecture but was not specifically designed for structured reasoning. We have also experimented with R1-series models at smaller scales (7B and 14B) on AIME tasks, and both exhibit similar behavior to the 32B model used in our main experiments. The results have been added to Appendix B.2. We lack access for making interventions to closed-source models. It is left to future work to explore models from other providers that follow the Thinking-Solution format introduced in Section 1.

Tasks and Benchmarks We include a diverse set of challenging reasoning benchmarks, covering tasks such as competitive math, coding, Olympiad problems, and theorem proving.

- **Mathematical problem solving:** We include both standard and Olympiad-level math tasks. For standard problem solving, we use **AIME 2024**, **AIME 2025**, and **AMC 2023**, which are widely used benchmarks for reasoning models (DeepSeek-AI et al., 2025; OpenAI, 2024). For more advanced reasoning, we include the math subset of **Olympiad-Bench** (He et al., 2024), which is much more challenging than AIME and AMC.
- **Coding:** We include **LiveCodeBench** (Jain et al., 2025) (release_v2), a holistic and contamination-free benchmark that continuously collects new problems over time.
- **Formal theorem proving:** We include **MiniF2F** (Zheng et al., 2022) for formal mathematical reasoning, and **ProofNet** (Azerbayev et al., 2023) for logic and theorem proving. These two datasets are among the most commonly used benchmarks for theorem proving in formal languages.

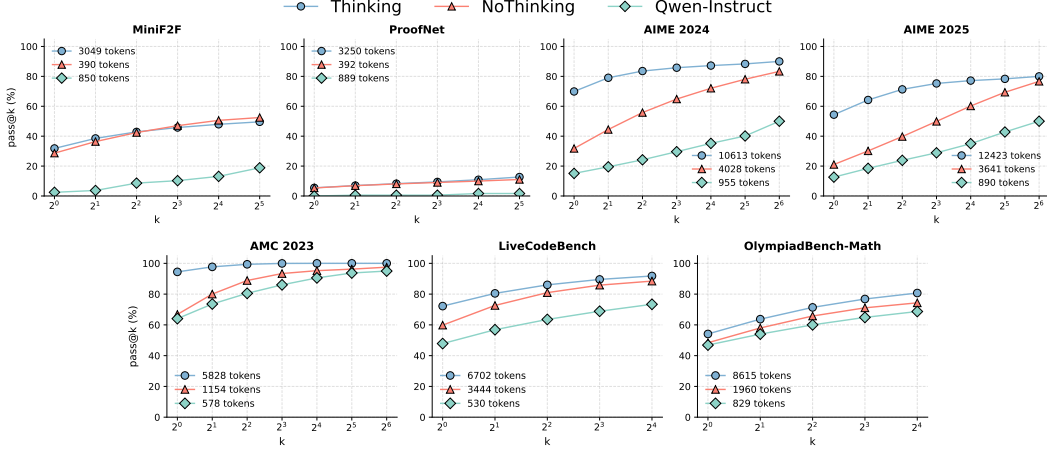


Figure 4: *Thinking* vs. *NoThinking* vs. *Qwen-Instruct* *without* token budget controlled. Blue, orange, and green indicate *Thinking*, *NoThinking*, and *Qwen-Instruct*, respectively. The legend in each subfigure indicates the average number of tokens used by each approach.

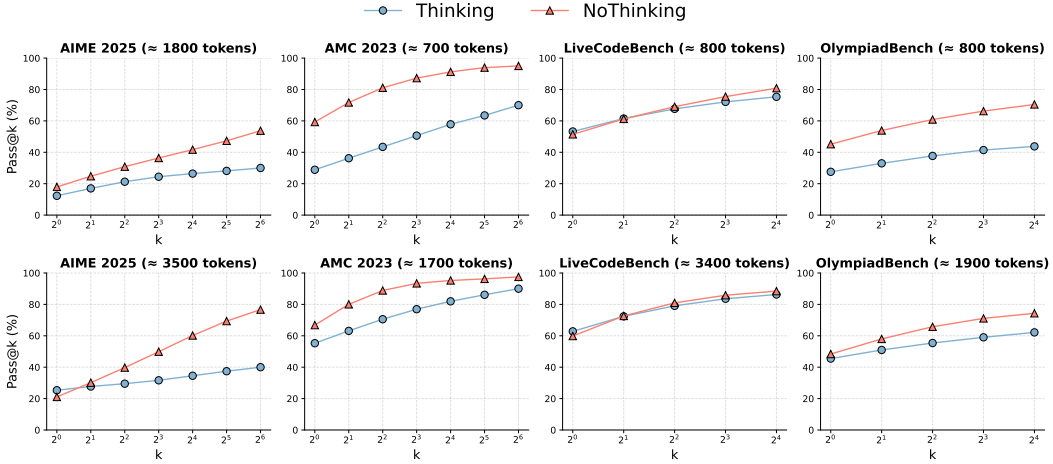


Figure 5: *Thinking* vs. *NoThinking* *with* token budget controlled. Orange and blue indicate *NoThinking* and *Thinking*, respectively. Under comparable token budget, *NoThinking* consistently outperforms *Thinking* as k increases.

Metrics We report $\text{pass}@k$, which measures the probability of obtaining at least one correct output among k randomly selected samples out of n generated completions per problem.

It is formally defined as $\text{pass}@k = \mathbb{E}_{\text{Problems}} \left[1 - \frac{\binom{n-c}{k}}{\binom{n}{k}} \right]$, where n is the number of sampled outputs per problem, and c is the number of correct outputs among them (Chen et al., 2021). We used $k = \{1, 2, 4, 8, 16, 32\}$ for theorem proving datasets (MiniF2F and ProofNet) following the standard, $k = \{1, 2, 4, 8, 16, 32, 64\}$ for smaller datasets (AIME24, AIME25, AMC23) and $k = \{1, 2, 4, 8, 16\}$ for larger datasets (OlympiadBench, LiveCodeBench). For formal theorem-proving benchmarks, $\text{pass}@32$ is the standard, while for math and coding benchmarks, $\text{pass}@1$ (i.e., accuracy) is most commonly used.

3.3 Results

Thinking vs. *NoThinking* vs. *Qwen Instruct* *without* token budget controlled Figure 4 compares three models without budget forcing across different values of $\text{pass}@k$.

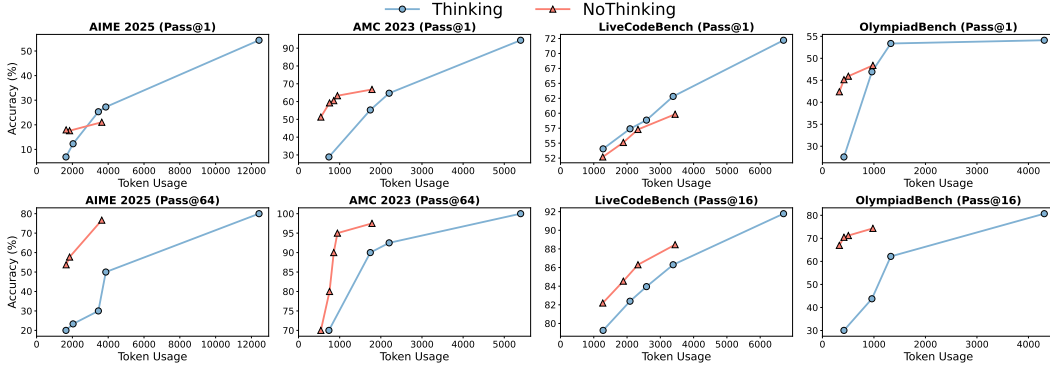


Figure 6: Pass@ k versus average token usage across different benchmarks. Each curve represents a different method: blue for *Thinking* and orange for *NoThinking*. We use both $k = 1$ and the largest available k for each benchmark.

First, on MiniF2F and ProofNet, *NoThinking* is comparable to *Thinking* across all values of k (both significantly outperforming Qwen-Instruct). This is particularly surprising, given that *NoThinking* is using 3.3–3.7x fewer tokens than *Thinking*. On other datasets, results are more mixed. At $k = 1$, *NoThinking* lags behind *Thinking*, but the gap narrows as k increases. Across all datasets, *NoThinking* eventually matches *Thinking* at the largest k , while still using 2.0–5.1x fewer tokens. For AIME24, AIME25, and LiveCodeBench, both *Thinking* and *NoThinking* significantly outperform Qwen-Instruct. However, on AMC23 and OlympiadBench, Qwen-Instruct also closes the gap with *Thinking* and *NoThinking*. Example inputs and outputs for different tasks and approaches are provided in Appendix C.

Thinking vs. NoThinking with token budget controlled *NoThinking* lags behind *Thinking* on datasets other than MiniF2F and ProofNet, but it also uses significantly fewer tokens. Therefore, we next compare *Thinking* and *NoThinking* with similar token budget on these benchmarks, controlled by budget forcing described in Section 3.1.

As shown in Figure 5, when token usage is controlled, *NoThinking* generally outperforms *Thinking*. In particular, under a low-budget setting (e.g., fewer than $\approx 3,000$ tokens), *NoThinking* consistently achieves better results than *Thinking* across all values of k , with the performance gap widening as k increases. When token usage is higher (e.g., around 3,500 tokens), *Thinking* performs better than *NoThinking* at pass@1, but *NoThinking* quickly surpasses *Thinking* starting from $k = 2$.

Figure 6 further illustrates these results by plotting token usage on the x-axis, comparing both pass@1 and pass@ k with the largest available k . With pass@ k , *NoThinking* consistently outperforms *Thinking* across the entire budget range, without exception. For pass@1, *NoThinking* is better in the low-budget regime, while worse in the high-budget regime. LiveCodeBench is an exception, where *Thinking* outperforms *NoThinking* even in the low-budget regime at pass@1. This is likely due to the fact that on LiveCodeBench, disabling the thinking box does not significantly reduce token usage.

To mitigate the risk of data contamination, we include the newly released AIME 2025 which is unlikely to have appeared in the pretraining data of existing models. Importantly, our findings remain consistent across both new and established benchmarks, suggesting that the observed trends are not artifacts of memorization but instead reflect generalizable model behavior.

Summary Despite removing the thinking box—a core component of modern reasoning models—*NoThinking* remains surprisingly effective. It matches *Thinking* while using 3.3–3.7x fewer tokens on theorem-proving benchmarks and outperforms *Thinking* with a similar token budget on other benchmarks, especially in low-budget settings—for instance, 51.3 vs. 28.9 on AMC23 with 700 tokens. Furthermore, *NoThinking* consistently outperforms

Thinking across the entire budget range for pass@ k with $k > 1$, with its advantage growing as k increases.

3.4 Discussions and Analyses

Task-Specific Differences in *NoThinking* Performance Despite the consistent trends presented in Section 3.3, individual benchmarks reveal nuanced differences in how *NoThinking* performs. In Figure 4, AMC 2023 shows a notable convergence across all three settings, with minimal performance gaps—potentially suggesting saturation on this benchmark. Moreover, MiniF2F and ProofNet exhibit surprising behavior: *NoThinking* achieves accuracy comparable to *Thinking* at pass@1, while using significantly fewer tokens. However, this should not be interpreted as task simplicity. In fact, our evaluation shows that even a strong model like OpenAI’s o1 achieves only 30% accuracy on MiniF2F, and ProofNet consistently yields low scores across all methods. These results emphasize the importance of considering task-specific variation in *NoThinking* effectiveness and that the strong performance of *NoThinking* on certain benchmarks remains an open question for future work.

How Increasing k Affects *NoThinking* Performance We briefly explore potential reasons for the observed changes in *NoThinking* performance as k increases, focusing on the diversity of generated answers. We measure diversity by computing the entropy of the answer distribution for each question. Specifically, for a question with answer distribution $\{p_1, p_2, \dots, p_n\}$, the entropy is defined as

$$H = - \sum_{i=1}^n p_i \log p_i,$$

where p_i is the empirical probability of the i -th unique answer. We then summarize diversity using the *mean* and *standard deviation* of entropy across all questions. A higher mean entropy indicates greater overall diversity, while a lower standard deviation suggests more consistent diversity across questions. Our analysis is based on the *Thinking* vs. *NoThinking* comparisons presented in Figure 5, excluding LiveCodeBench, which lacks exact answers.

Task	Token Budget	<i>Thinking</i>	<i>NoThinking</i>
AIME 2025	1800	3.66 (± 1.59)	3.76 (± 1.42)
	3500	3.03 (± 2.06)	3.43 (± 1.37)
AMC 2023	700	1.98 (± 1.66)	1.45 (± 1.34)
	1700	1.36 (± 1.52)	1.34 (± 1.23)
OlympiadBench	800	1.63 (± 1.12)	1.48 (± 1.12)
	1900	1.16 (± 1.13)	1.42 (± 1.12)

Table 1: Comparison of mean (\pm std) scores under different token budgets for *Thinking* and *NoThinking* modes.

We observe no consistent advantage of either mode in terms of average diversity from Table 1. In some settings, *NoThinking* yields higher mean entropy (AIME 2025); in others, *Thinking* does (AMC 2023). However, *NoThinking* consistently exhibits lower variance across questions, which suggests that *NoThinking* generates responses with more uniform diversity across examples. We hypothesize that this increased consistency in diversity may contribute to the improved pass@ k performance observed with *NoThinking* as k increases, though diversity alone does not fully explain the performance differences.

4 *NoThinking* Makes Parallel Test-Time Compute More Effective

Section 3 demonstrates that the advantage of *NoThinking* becomes more pronounced in pass@ k as k increases. This suggests that *NoThinking* can be effectively utilized with *parallel scaling methods*—generating N samples independently in parallel and selecting the best-of- N prediction. In this section, we show that such methods can outperform the configurations possible through *Thinking* in terms of accuracy vs. latency.

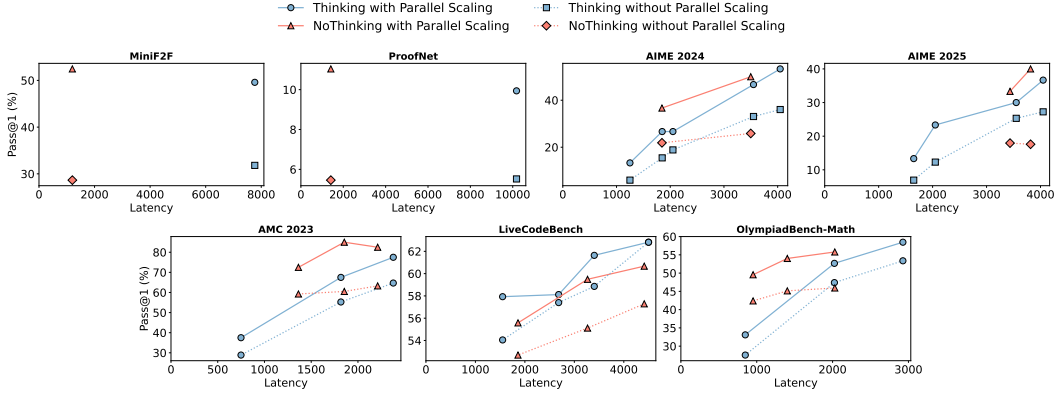


Figure 7: Pass@1 results across all benchmarks, comparing *NoThinking* and *Thinking*, with and without parallel scaling.

4.1 Motivation and Methods

Parallel Scaling v. Sequential Scaling Parallel scaling inherently provides low **latency**, as multiple model invocations can be executed concurrently—either via API calls or local model serving. This can be achieved through a multi-GPU setup or through batching on a single GPU, resulting in higher GPU utilization compared to sequential scaling. The overall latency is determined by the longest individual generation time. Motivated by our findings that *NoThinking* generates more accurate solutions in the low-budget regime and becomes increasingly effective in pass@ k as k grows, we show that, when combined with simple best-of- N methods, *NoThinking* with parallel sampling significantly improves accuracy. It outperforms alternatives with comparable latency, such as *Thinking* with budget forcing and parallel sampling, and even surpasses the pass@1 performance of full *Thinking* (*Thinking* without budget forcing) under sequential scaling, despite incurring much lower latency.

Methods Parallel sampling requires a method that aggregates N independent solutions to produce a single prediction, so-called *best-of- N* method. Formally, given N predictions $\mathcal{P} = p_1, \dots, p_N$, the best-of- N method selects $p \in \mathcal{P}$ as the final output. For tasks like MiniF2F and ProofNet, we assume access to a **perfect verifier** f , which reliably determines whether a given prediction $p \in \mathcal{P}$ is correct—the Lean (Moura & Ullrich, 2021) compiler. For other tasks, where such a verifier is unavailable, we experiment with the following methods:

- **Confidence-based.** Following Kang et al. (2025), we adopt the *self-certainty* metric as a lightweight, confidence-based selection method. Specifically, self-certainty quantifies model confidence by computing the KL divergence between the predicted token distribution and a uniform distribution. After computing the self-certainty scores $c_{i=1}^N$ for the set of predictions \mathcal{P} , we select the final answer using Borda voting, as described in the same work. For benchmarks where equivalence checking is not applicable (LiveCodeBench), we simply select the response with the highest self-certainty score.
- **Majority voting.** We report results based on consensus (majority vote) for tasks that have exact answers (e.g., math problem solving and science), following prior work (DeepSeek-AI et al., 2025; Wang et al., 2023). Specifically, given a set of answers $\{a_i\}_{i=1}^N$ extracted from all predictions in \mathcal{P} , we define consensus as $\text{cons}@n = \arg\max_a \sum_{i=1}^N \mathbb{1}(a_i = a)$. For cases where $k < N$, we estimate $\text{cons}@k$ by randomly sampling k answers from the full set of N predictions, computing the majority vote, and averaging accuracy over multiple trials using Monte Carlo simulation.

Metrics We define **latency** as the maximum number of tokens generated averaged across the N trials and across the dataset. This metric is practically important, as lower latency translates to faster response times for users, an essential goal in real-world applications.

Task	Thinking	BF (tokens)	Pass@K	Selection Methods (Pass@1)		
				Majority Voting	Confidence + Highest	Confidence + Voting
AIME 2024	<i>Thinking</i>	3500	73.33	43.33	40.00	46.67
	<i>NoThinking</i>	3500	77.30	46.67	20.00	50.00
AIME 2025	<i>Thinking</i>	3500	40.00	30.00	30.00	30.00
	<i>NoThinking</i>	3500	53.73	33.33	20.00	33.33
AMC 2023	<i>Thinking</i>	2400	92.50	77.50	65.00	77.50
	<i>NoThinking</i>	2400	95.00	77.50	57.50	85.00

Table 2: **Comparison of Best-of- N selection methods—majority voting, confidence+highest, and confidence+voting—on selected experiments.** In “confidence+highest”, we select the response with the highest model confidence. In “confidence+voting”, responses are ranked by confidence from high to low and assigned scores using $v(r) = (N - r + 1)^p$, where r is the rank and $p = 0.5$; scores are then summed across responses that yield the same answer. The best-performing method for each task is highlighted in bold. We also report pass@ k as an upper bound, where k is the number of samples used in Best-of- N selection.

4.2 Results

We present pass@1 results for *Thinking* and *NoThinking* across all benchmarks in Figure 7. The performance of a single sampled response is referred to as pass@1 without parallel scaling, while the accuracy of Best-of- N selection over multiple samples is considered pass@1 with parallel scaling. For tasks without verifiers, we use confidence-based results in the figure and present ablation results in Table 2 for selected experiments. This table compares the Best-of- N methods discussed in Section 4.1. Confidence-based selection generally outperforms majority voting. We also report pass@ k accuracy as an upper bound on pass@1 when using parallel scaling, which is included in Table 2. An extended version of the table is available in Appendix B.3.

Perfect Verifiers *NoThinking*, when combined with parallel scaling, offers a highly efficient alternative to traditional sequential approaches—achieving similar or better accuracy with significantly lower latency and token usage. As shown in the first two plots of Figure 7, *NoThinking* achieves comparable or even higher performance than *Thinking*, while incurring much lower latency. Without parallel scaling, *NoThinking* closely matches *Thinking* in accuracy at a fraction of the latency. If a perfect verifier is available, selecting the best among k sampled responses would achieve pass@ k accuracy. When combined with parallel scaling, *NoThinking* matches the accuracy of *Thinking* without budget forcing and parallel scaling—the representative sequential scaling baseline—while reducing latency by a factor of 7. Moreover, on both the MiniF2F and ProofNet datasets, *NoThinking* achieves the same accuracy using 4× fewer output tokens, highlighting its computational efficiency. These results underscore the effectiveness of parallel sampling in verifier-available settings. Additional details are provided in Appendix B.1.

Simple Best-of- N Methods *NoThinking*, when paired with parallel scaling and confidence-based selection, consistently outperforms *Thinking* across most benchmarks under low token budgets. Figure 7 (last five plots) presents confidence-based selection results across several benchmarks, comparing *Thinking* and *NoThinking* under controlled token usage. We focus on this low-budget regime for two reasons: (1) it aligns with our primary interest in efficient inference, and (2) setting max_tokens too high often results in excessively long and incoherent outputs (“babbling”), which inflates latency and diminishes the value of comparison. As expected, parallel scaling improves pass@1 performance for both *Thinking* and *NoThinking*. However, across all math benchmarks, *NoThinking* consistently dominates the Pareto frontier

of *Thinking* with parallel scaling, demonstrating superior accuracy–budget tradeoffs. On AMC 2023 and OlympiadBench, *NoThinking* outperforms *Thinking* consistently, regardless of whether parallel scaling is used. Notably, even when compared to full *Thinking* (*Thinking* without budget forcing), *NoThinking* achieves a higher pass@1 score (55.79 vs. 54.1) while reducing latency by a factor of 9.

NoThinking is less effective on LiveCodeBench, which appears to be an outlier. This may be due to the limitations of confidence-based selection for coding tasks, where voting strategies cannot be applied without exact-match outputs. In these cases, we fall back to selecting the highest-confidence response, which is less reliable. As shown in Table 2, this approach consistently underperforms (often by a large margin) compared to voting-based methods on tasks where voting is applicable.

Overall, these results highlight the effectiveness of *NoThinking* in verifier-free settings when combined with parallel sampling and strong selection strategies.

Summary The surprising pass@ k performance of *NoThinking* as k increases can be further leveraged through parallel scaling, enabling improved pass@1 results at similar—or even significantly lower—latency (up to 9× reduction). For tasks equipped with perfect verifiers, this approach also reduces total token usage by up to 4x with similar or better accuracy.

5 Conclusion

Large language models generating a lengthy “thinking” process before producing solutions have achieved strong results on reasoning tasks. In this paper, we question the necessity of this process by introducing *NoThinking*, a simple yet effective prompting approach that bypasses the explicit thinking process. We show that the same models, without long thinking chains, can perform comparably to or better than their *Thinking* counterparts in pass@ k as k increases, while using significantly fewer tokens. Under comparable token budgets, *NoThinking* consistently outperforms the traditional thinking results at most values of k . Furthermore, we show that *NoThinking* can be combined with best-of- N selection methods to achieve better accuracy–latency tradeoffs than are possible with standard *Thinking*.

We hope our research encourages a reconsideration of the necessity of lengthy thinking processes, while providing a highly competitive reference for strong reasoning performance in low-budget settings and at low latency.

Acknowledgements

This work was supported by the Sky Computing Lab at UC Berkeley. We are grateful to Databricks for providing compute resources and thank Jonathan Frankle for facilitating access. We also thank Kaylo Littlejohn (UC Berkeley) and Zhaoyu Li (University of Toronto) for their valuable feedback on the draft.

References

- Pranjal Aggarwal and Sean Welleck. L1: Controlling how long a reasoning model thinks with reinforcement learning, 2025. URL <https://arxiv.org/abs/2503.04697>.
- Daman Arora and Andrea Zanette. Training language models to reason efficiently, 2025. URL <https://arxiv.org/abs/2502.04463>.
- Simon A. Aytes, Jinheon Baek, and Sung Ju Hwang. Sketch-of-thought: Efficient llm reasoning with adaptive cognitive-inspired sketching, 2025. URL <https://arxiv.org/abs/2503.05179>.
- Zhangir Azerbayev, Bartosz Piotrowski, Hailey Schoelkopf, Edward W. Ayers, Dragomir Radev, and Jeremy Avigad. Proofnet: Autoformalizing and formally proving undergraduate-level mathematics, 2023. URL <https://arxiv.org/abs/2302.12433>.

- Bradley Brown, Jordan Juravsky, Ryan Ehrlich, Ronald Clark, Quoc V. Le, Christopher Ré, and Azalia Mirhoseini. Large language monkeys: Scaling inference compute with repeated sampling, 2024. URL <https://arxiv.org/abs/2407.21787>.
- Mark Chen, Jerry Tworek, Heewoo Jun, Qiming Yuan, Henrique Ponde de Oliveira Pinto, Jared Kaplan, Harri Edwards, Yuri Burda, Nicholas Joseph, Greg Brockman, Alex Ray, Raul Puri, Gretchen Krueger, Michael Petrov, Heidy Khlaaf, Girish Sastry, Pamela Mishkin, Brooke Chan, Scott Gray, Nick Ryder, Mikhail Pavlov, Alethea Power, Lukasz Kaiser, Mohammad Bavarian, Clemens Winter, Philippe Tillet, Felipe Petroski Such, Dave Cummings, Matthias Plappert, Fotios Chantzis, Elizabeth Barnes, Ariel Herbert-Voss, William Hebgén Guss, Alex Nichol, Alex Paino, Nikolas Tezak, Jie Tang, Igor Babuschkin, Suchir Balaji, Shantanu Jain, William Saunders, Christopher Hesse, Andrew N. Carr, Jan Leike, Josh Achiam, Vedant Misra, Evan Morikawa, Alec Radford, Matthew Knight, Miles Brundage, Mira Murati, Katie Mayer, Peter Welinder, Bob McGrew, Dario Amodei, Sam McCandlish, Ilya Sutskever, and Wojciech Zaremba. Evaluating large language models trained on code, 2021. URL <https://arxiv.org/abs/2107.03374>.
- Jeffrey Cheng and Benjamin Van Durme. Compressed chain of thought: Efficient reasoning through dense representations, 2024. URL <https://arxiv.org/abs/2412.13171>.
- Yu-Neng Chuang, Leisheng Yu, Guanchu Wang, Lizhe Zhang, Zirui Liu, Xuánting Cai, Yang Sui, Vladimir Braverman, and Xia Hu. Confident or seek stronger: Exploring uncertainty-based on-device llm routing from benchmarking to generalization, 2025a. URL <https://arxiv.org/abs/2502.04428>.
- Yu-Neng Chuang, Helen Zhou, Prathusha Kameswara Sarma, Parikshit Gopalan, John Boccio, Sara Bolouki, and Xia Hu. Learning to route llms with confidence tokens, 2025b. URL <https://arxiv.org/abs/2410.13284>.
- Yingqian Cui, Pengfei He, Jingying Zeng, Hui Liu, Xianfeng Tang, Zhenwei Dai, Yan Han, Chen Luo, Jing Huang, Zhen Li, Suhang Wang, Yue Xing, Jiliang Tang, and Qi He. Stepwise perplexity-guided refinement for efficient chain-of-thought reasoning in large language models, 2025. URL <https://arxiv.org/abs/2502.13260>.
- DeepSeek-AI, Daya Guo, Dejian Yang, Haowei Zhang, Junxiao Song, Ruoyu Zhang, Runxin Xu, Qihao Zhu, Shirong Ma, Peiyi Wang, Xiao Bi, Xiaokang Zhang, Xingkai Yu, Yu Wu, Z. F. Wu, Zhibin Gou, Zhihong Shao, Zhuoshu Li, Ziyi Gao, Aixin Liu, Bing Xue, Bingxuan Wang, Bochao Wu, Bei Feng, Chengda Lu, Chenggang Zhao, Chengqi Deng, Chenyu Zhang, Chong Ruan, Damai Dai, Deli Chen, Dongjie Ji, Erhang Li, Fangyun Lin, Fucong Dai, Fuli Luo, Guangbo Hao, Guanting Chen, Guowei Li, H. Zhang, Han Bao, Hanwei Xu, Haocheng Wang, Honghui Ding, Huajian Xin, Huazuo Gao, Hui Qu, Hui Li, Jianzhong Guo, Jiashi Li, Jiawei Wang, Jingchang Chen, Jingyang Yuan, Junjie Qiu, Junlong Li, J. L. Cai, Jiaqi Ni, Jian Liang, Jin Chen, Kai Dong, Kai Hu, Kaige Gao, Kang Guan, Kexin Huang, Kuai Yu, Lean Wang, Lecong Zhang, Liang Zhao, Litong Wang, Liyue Zhang, Lei Xu, Leyi Xia, Mingchuan Zhang, Minghua Zhang, Minghui Tang, Meng Li, Miaojun Wang, Mingming Li, Ning Tian, Panpan Huang, Peng Zhang, Qiancheng Wang, Qinyu Chen, Qiushi Du, Ruiqi Ge, Ruisong Zhang, Ruizhe Pan, Runji Wang, R. J. Chen, R. L. Jin, Ruyi Chen, Shanghao Lu, Shangyan Zhou, Shanhuang Chen, Shengfeng Ye, Shiyu Wang, Shuiping Yu, Shunfeng Zhou, Shuting Pan, S. S. Li, Shuang Zhou, Shaoqing Wu, Shengfeng Ye, Tao Yun, Tian Pei, Tianyu Sun, T. Wang, Wangding Zeng, Wanbiao Zhao, Wen Liu, Wenfeng Liang, Wenjun Gao, Wenqin Yu, Wentao Zhang, W. L. Xiao, Wei An, Xiaodong Liu, Xiaohan Wang, Xiaokang Chen, Xiaotao Nie, Xin Cheng, Xin Liu, Xin Xie, Xingchao Liu, Xinyu Yang, Xinyuan Li, Xuecheng Su, Xuheng Lin, X. Q. Li, Xiangyue Jin, Xiaojin Shen, Xiaosha Chen, Xiaowen Sun, Xiaoxiang Wang, Xinnan Song, Xinyi Zhou, Xianzu Wang, Xinxia Shan, Y. K. Li, Y. Q. Wang, Y. X. Wei, Yang Zhang, Yanhong Xu, Yao Li, Yao Zhao, Yaofeng Sun, Yaohui Wang, Yi Yu, Yichao Zhang, Yifan Shi, Yiliang Xiong, Ying He, Yishi Piao, Yisong Wang, Yixuan Tan, Yiyang Ma, Yiyuan Liu, Yongqiang Guo, Yuan Ou, Yuduan Wang, Yue Gong, Yuheng Zou, Yujia He, Yunfan Xiong, Yuxiang Luo, Yuxiang You, Yuxuan Liu, Yuyang Zhou, Y. X. Zhu, Yanhong Xu, Yanping Huang, Yaohui Li, Yi Zheng, Yuchen Zhu, Yunxian Ma, Ying Tang, Yukun Zha, Yuting Yan, Z. Z. Ren, Zehui Ren, Zhangli Sha, Zhe Fu, Zhean Xu, Zhenda Xie, Zhengyan Zhang, Zhewen Hao,

- Zhicheng Ma, Zhigang Yan, Zhiyu Wu, Zihui Gu, Zijia Zhu, Zijun Liu, Zilin Li, Ziwei Xie, Ziyang Song, Zizheng Pan, Zhen Huang, Zhipeng Xu, Zhongyu Zhang, and Zhen Zhang. Deepseek-r1: Incentivizing reasoning capability in llms via reinforcement learning, 2025. URL <https://arxiv.org/abs/2501.12948>.
- Yifu Ding, Wentao Jiang, Shunyu Liu, Yongcheng Jing, Jinyang Guo, Yingjie Wang, Jing Zhang, Zengmao Wang, Ziwei Liu, Bo Du, Xianglong Liu, and Dacheng Tao. Dynamic parallel tree search for efficient llm reasoning, 2025. URL <https://arxiv.org/abs/2502.16235>.
- Yichao Fu, Junda Chen, Siqi Zhu, Zheyu Fu, Zhongdongming Dai, Aurick Qiao, and Hao Zhang. Efficiently serving llm reasoning programs with certainindex, 2024. URL <https://arxiv.org/abs/2412.20993>.
- Tingxu Han, Zhenting Wang, Chunrong Fang, Shiyu Zhao, Shiqing Ma, and Zhenyu Chen. Token-budget-aware llm reasoning, 2025. URL <https://arxiv.org/abs/2412.18547>.
- Shibo Hao, Sainbayar Sukhbaatar, DiJia Su, Xian Li, Zhiting Hu, Jason Weston, and Yuan-dong Tian. Training large language models to reason in a continuous latent space, 2024. URL <https://arxiv.org/abs/2412.06769>.
- Chaoqun He, Renjie Luo, Yuzhuo Bai, Shengding Hu, Zhen Leng Thai, Junhao Shen, Jinyi Hu, Xu Han, Yujie Huang, Yuxiang Zhang, Jie Liu, Lei Qi, Zhiyuan Liu, and Maosong Sun. Olympiadbench: A challenging benchmark for promoting agi with olympiad-level bilingual multimodal scientific problems, 2024. URL <https://arxiv.org/abs/2402.14008>.
- Naman Jain, King Han, Alex Gu, Wen-Ding Li, Fanjia Yan, Tianjun Zhang, Sida Wang, Armando Solar-Lezama, Koushik Sen, and Ion Stoica. Livecodebench: Holistic and contamination free evaluation of large language models for code. In *The Thirteenth International Conference on Learning Representations*, 2025. URL <https://openreview.net/forum?id=chfJJYC3iL>.
- Yu Kang, Xianghui Sun, Liangyu Chen, and Wei Zou. C3ot: Generating shorter chain-of-thought without compromising effectiveness, 2024. URL <https://arxiv.org/abs/2412.11664>.
- Zhewei Kang, Xuandong Zhao, and Dawn Song. Scalable best-of-n selection for large language models via self-certainty, 2025. URL <https://arxiv.org/abs/2502.18581>.
- Nathan Lambert, Jacob Morrison, Valentina Pyatkin, Shengyi Huang, Hamish Ivison, Faeze Brahman, Lester James V. Miranda, Alisa Liu, Nouha Dziri, Shane Lyu, Yuling Gu, Saumya Malik, Victoria Graf, Jena D. Hwang, Jiangjiang Yang, Ronan Le Bras, Oyvind Tafjord, Chris Wilhelm, Luca Soldaini, Noah A. Smith, Yizhong Wang, Pradeep Dasigi, and Hannaneh Hajishirzi. Tulu 3: Pushing frontiers in open language model post-training, 2025. URL <https://arxiv.org/abs/2411.15124>.
- Ayeong Lee, Ethan Che, and Tianyi Peng. How well do llms compress their own chain-of-thought? a token complexity approach, 2025. URL <https://arxiv.org/abs/2503.01141>.
- Dacheng Li, Shiyi Cao, Tyler Griggs, Shu Liu, Xiangxi Mo, Eric Tang, Sumanth Hegde, Kourosh Hakhmaneshi, Shishir G. Patil, Matei Zaharia, Joseph E. Gonzalez, and Ion Stoica. Llm can easily learn to reason from demonstrations structure, not content, is what matters!, 2025a. URL <https://arxiv.org/abs/2502.07374>.
- Peiji Li, Kai Lv, Yunfan Shao, Yichuan Ma, Linyang Li, Xiaoqing Zheng, Xipeng Qiu, and Qipeng Guo. Fastmcts: A simple sampling strategy for data synthesis, 2025b. URL <https://arxiv.org/abs/2502.11476>.
- Baohao Liao, Yuhui Xu, Hanze Dong, Junnan Li, Christof Monz, Silvio Savarese, Doyen Sahoo, and Caiming Xiong. Reward-guided speculative decoding for efficient llm reasoning, 2025. URL <https://arxiv.org/abs/2501.19324>.

- Tengxiao Liu, Qipeng Guo, Xiangkun Hu, Cheng Jiayang, Yue Zhang, Xipeng Qiu, and Zheng Zhang. Can language models learn to skip steps?, 2024. URL <https://arxiv.org/abs/2411.01855>.
- Haotian Luo, Li Shen, Haiying He, Yibo Wang, Shiwei Liu, Wei Li, Naiqiang Tan, Xiaochun Cao, and Dacheng Tao. O1-pruner: Length-harmonizing fine-tuning for o1-like reasoning pruning, 2025. URL <https://arxiv.org/abs/2501.12570>.
- Xinyin Ma, Guangnian Wan, Runpeng Yu, Gongfan Fang, and Xinchao Wang. Cot-valve: Length-compressible chain-of-thought tuning, 2025. URL <https://arxiv.org/abs/2502.09601>.
- Leonardo de Moura and Sebastian Ullrich. The lean 4 theorem prover and programming language. In *Automated Deduction – CADE 28: 28th International Conference on Automated Deduction, Virtual Event, July 12–15, 2021, Proceedings*, pp. 625–635, Berlin, Heidelberg, 2021. Springer-Verlag. ISBN 978-3-030-79875-8. doi: 10.1007/978-3-030-79876-5_37. URL https://doi.org/10.1007/978-3-030-79876-5_37.
- Niklas Muennighoff, Zitong Yang, Weijia Shi, Xiang Lisa Li, Li Fei-Fei, Hannaneh Hajishirzi, Luke Zettlemoyer, Percy Liang, Emmanuel Candès, and Tatsunori Hashimoto. s1: Simple test-time scaling, 2025. URL <https://arxiv.org/abs/2501.19393>.
- Tergel Munkhbat, Namgyu Ho, Seo Hyun Kim, Yongjin Yang, Yujin Kim, and Se-Young Yun. Self-training elicits concise reasoning in large language models, 2025. URL <https://arxiv.org/abs/2502.20122>.
- Isaac Ong, Amjad Almahairi, Vincent Wu, Wei-Lin Chiang, Tianhao Wu, Joseph E. Gonzalez, M Waleed Kadous, and Ion Stoica. Routellm: Learning to route llms with preference data, 2025. URL <https://arxiv.org/abs/2406.18665>.
- OpenAI. Learning to reason with llms. *OpenAI*, 2024. URL <https://openai.com/index/learning-to-reason-with-llms/>.
- Yuxiao Qu, Matthew Y. R. Yang, Amrith Setlur, Lewis Tunstall, Edward Emanuel Beeching, Ruslan Salakhutdinov, and Aviral Kumar. Optimizing test-time compute via meta reinforcement fine-tuning, 2025. URL <https://arxiv.org/abs/2503.07572>.
- Qwen, :, An Yang, Baosong Yang, Beichen Zhang, Binyuan Hui, Bo Zheng, Bowen Yu, Chengyuan Li, Dayiheng Liu, Fei Huang, Haoran Wei, Huan Lin, Jian Yang, Jianhong Tu, Jianwei Zhang, Jianxin Yang, Jiaxi Yang, Jingren Zhou, Junyang Lin, Kai Dang, Keming Lu, Keqin Bao, Kexin Yang, Le Yu, Mei Li, Mingfeng Xue, Pei Zhang, Qin Zhu, Rui Men, Runji Lin, Tianhao Li, Tianyi Tang, Tingyu Xia, Xingzhang Ren, Xuancheng Ren, Yang Fan, Yang Su, Yichang Zhang, Yu Wan, Yuqiong Liu, Zeyu Cui, Zhenru Zhang, and Zihan Qiu. Qwen2.5 technical report, 2025. URL <https://arxiv.org/abs/2412.15115>.
- Qwen Team. Preview of qwen.qwen1.5-32b. <https://qwenlm.github.io/blog/qwq-32b-preview/>, 2025. Accessed: 2025-03-20.
- Matthew Renze and Erhan Guven. The benefits of a concise chain of thought on problem-solving in large language models. In *2024 2nd International Conference on Foundation and Large Language Models (FLLM)*, pp. 476–483. IEEE, November 2024. doi: 10.1109/fllm63129.2024.10852493. URL <http://dx.doi.org/10.1109/FLLM63129.2024.10852493>.
- Nikunj Saunshi, Nishanth Dikkala, Zhiyuan Li, Sanjiv Kumar, and Sashank J. Reddi. Reasoning with latent thoughts: On the power of looped transformers, 2025. URL <https://arxiv.org/abs/2502.17416>.
- Xuan Shen, Yizhou Wang, Xiangxi Shi, Yanzhi Wang, Pu Zhao, and Jiuxiang Gu. Efficient reasoning with hidden thinking, 2025a. URL <https://arxiv.org/abs/2501.19201>.
- Yi Shen, Jian Zhang, Jieyun Huang, Shuming Shi, Wenjing Zhang, Jiangze Yan, Ning Wang, Kai Wang, and Shiguo Lian. Dast: Difficulty-adaptive slow-thinking for large reasoning models, 2025b. URL <https://arxiv.org/abs/2503.04472>.

- Zhenyi Shen, Hanqi Yan, Linhai Zhang, Zhanghao Hu, Yali Du, and Yulan He. Codi: Compressing chain-of-thought into continuous space via self-distillation, 2025c. URL <https://arxiv.org/abs/2502.21074>.
- Charlie Snell, Jaehoon Lee, Kelvin Xu, and Aviral Kumar. Scaling llm test-time compute optimally can be more effective than scaling model parameters, 2024. URL <https://arxiv.org/abs/2408.03314>.
- DiJia Su, Hanlin Zhu, Yingchen Xu, Jiantao Jiao, Yuandong Tian, and Qinqing Zheng. Token assorted: Mixing latent and text tokens for improved language model reasoning, 2025. URL <https://arxiv.org/abs/2502.03275>.
- Yang Sui, Yu-Neng Chuang, Guanchu Wang, Jiamu Zhang, Tianyi Zhang, Jiayi Yuan, Hongyi Liu, Andrew Wen, Shaochen Zhong, Hanjie Chen, and Xia Hu. Stop overthinking: A survey on efficient reasoning for large language models, 2025. URL <https://arxiv.org/abs/2503.16419>.
- Hanshi Sun, Momin Haider, Ruiqi Zhang, Huitao Yang, Jiahao Qiu, Ming Yin, Mengdi Wang, Peter Bartlett, and Andrea Zanette. Fast best-of-n decoding via speculative rejection, 2024. URL <https://arxiv.org/abs/2410.20290>.
- Xuezhi Wang, Jason Wei, Dale Schuurmans, Quoc Le, Ed Chi, Sharan Narang, Aakanksha Chowdhery, and Denny Zhou. Self-consistency improves chain of thought reasoning in language models, 2023. URL <https://arxiv.org/abs/2203.11171>.
- Yiming Wang, Pei Zhang, Siyuan Huang, Baosong Yang, Zhuosheng Zhang, Fei Huang, and Rui Wang. Sampling-efficient test-time scaling: Self-estimating the best-of-n sampling in early decoding, 2025. URL <https://arxiv.org/abs/2503.01422>.
- Tong Wu, Chong Xiang, Jiachen T. Wang, and Prateek Mittal. Effectively controlling reasoning models through thinking intervention, 2025a. URL <https://arxiv.org/abs/2503.24370>.
- Yuyang Wu, Yifei Wang, Tianqi Du, Stefanie Jegelka, and Yisen Wang. When more is less: Understanding chain-of-thought length in llms, 2025b. URL <https://arxiv.org/abs/2502.07266>.
- Heming Xia, Yongqi Li, Chak Tou Leong, Wenjie Wang, and Wenjie Li. Tokenskip: Controllable chain-of-thought compression in llms, 2025. URL <https://arxiv.org/abs/2502.12067>.
- Silei Xu, Wenhao Xie, Lingxiao Zhao, and Pengcheng He. Chain of draft: Thinking faster by writing less, 2025a. URL <https://arxiv.org/abs/2502.18600>.
- Yige Xu, Xu Guo, Zhiwei Zeng, and Chunyan Miao. Softcot: Soft chain-of-thought for efficient reasoning with llms, 2025b. URL <https://arxiv.org/abs/2502.12134>.
- Yuchen Yan, Yongliang Shen, Yang Liu, Jin Jiang, Mengdi Zhang, Jian Shao, and Yueting Zhuang. Inftythink: Breaking the length limits of long-context reasoning in large language models, 2025. URL <https://arxiv.org/abs/2503.06692>.
- Yixin Ye, Zhen Huang, Yang Xiao, Ethan Chern, Shijie Xia, and Pengfei Liu. Limo: Less is more for reasoning, 2025. URL <https://arxiv.org/abs/2502.03387>.
- Ping Yu, Jing Xu, Jason Weston, and Ilia Kulikov. Distilling system 2 into system 1, 2024. URL <https://arxiv.org/abs/2407.06023>.
- Lifan Yuan, Wendi Li, Huayu Chen, Ganqu Cui, Ning Ding, Kaiyan Zhang, Bowen Zhou, Zhiyuan Liu, and Hao Peng. Free process rewards without process labels, 2024. URL <https://arxiv.org/abs/2412.01981>.
- Eric Zelikman, Yuhuai Wu, Jesse Mu, and Noah D. Goodman. Star: Bootstrapping reasoning with reasoning, 2022. URL <https://arxiv.org/abs/2203.14465>.

Jintian Zhang, Yuqi Zhu, Mengshu Sun, Yujie Luo, Shuofei Qiao, Lun Du, Da Zheng, Huajun Chen, and Ningyu Zhang. Lightthinker: Thinking step-by-step compression, 2025. URL <https://arxiv.org/abs/2502.15589>.

Kunhao Zheng, Jesse Michael Han, and Stanislas Polu. minif2f: a cross-system benchmark for formal olympiad-level mathematics. In *International Conference on Learning Representations*, 2022. URL <https://openreview.net/forum?id=9ZPegFuFTFv>.

A Method Details

A.1 Budget Forcing Details

To compare *Thinking* and *NoThinking* under similar token usage in an out-of-the-box manner, we adopt a technique from Muennighoff et al. (2025), where a generation budget is enforced by setting the `max_tokens` parameter during the initial model call. If the generation reaches this limit without producing a stop token (i.e., the reasoning is truncated), we prompt the model to produce a final answer directly by appending an `<|end_of_thinking|>` tag (for *Thinking* only) followed by a final answer prefix. For math and science tasks, we use the prompt string "Final Answer:". For coding tasks, we append code delimiters (i.e., `` ```) to ensure the model generates code directly. For a given budget, we first run *NoThinking* and record its average token usage, since its responses can vary in length and are not explicitly constrained. We then apply a budget that is slightly lower than the average token usage of *NoThinking* to *Thinking* because *Thinking* is more likely to be truncated under budget constraints. This setup helps ensure that the total output length of *Thinking* (including truncated reasoning and final answer) is roughly comparable to that of *NoThinking*.

B Additional Results

B.1 Results on Tasks with Verifiers

Task	Full Thinking (Pass@1)			NoThinking (Pass@k)			k
	Latency ↓	Total token ↓	Accuracy	Latency ↓	Total Token ↓	Accuracy	
MiniF2F	7767	743956	34.84	1200 (-6.47x)	190349 (-3.91x)	36.38	2
Proofnet	10178	604507	5.52	1413 (-7.20x)	145921 (-4.14x)	6.90	2

Table 3: Costs for the *NoThinking* method to match full *Thinking* (pass@1) on tasks with verifiers. The "Total tokens" column reports the cumulative number of tokens used across all problems and samples to achieve the corresponding accuracy.

B.2 More Models

We experiment with smaller models (7B and 14B) from the R1-series on AIME tasks and observe similar behavior to that discussed in Section 3. As shown in Figure 8, notably, on the 14B model, *NoThinking* initially lags behind but rapidly catches up as k increases, ultimately approaching the performance of *Thinking*. *NoThinking* on the 7B model already produces very few output tokens, so its performance does not increase as rapidly at $k = 64$ compared to larger models. However, it still widens the gap with Qwen. We expect it to catch up to *Thinking* with larger values of k .

We apply budget forcing to *Thinking* to match the token usage of *NoThinking* (Figure 9). On the 7B model, *NoThinking* outperforms from the very beginning and continues to widen the gap. On the 14B model, it initially lags behind but eventually catches up. Exploring different budget settings would be an interesting direction for future work.

B.3 Best-of- N Methods Comparison

Table 4 presents the results of various best-of- N methods across all experiments. It is an extended version of Table 2.

C Example Generations for Different Tasks

We present three examples of complete model traces that illustrate math problem solving, coding, and formal theorem proving. Each example includes a comparison between *Thinking* and *NoThinking* without budget forcing.

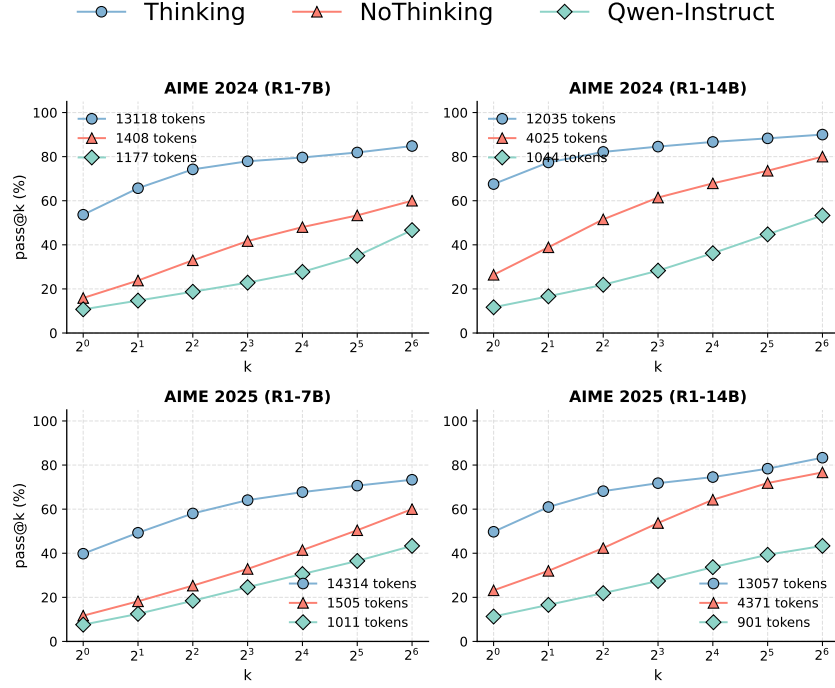


Figure 8: *Thinking* vs. *NoThinking* vs. Qwen-Instruct without token budget controlled on DeepSeek-R1-Distill-Qwen-7B and -14B models. Blue, orange, and green indicate *Thinking*, *NoThinking*, and Qwen-Instruct, respectively. We use a Qwen-Instruct model of the same size as the reasoning model for comparison.

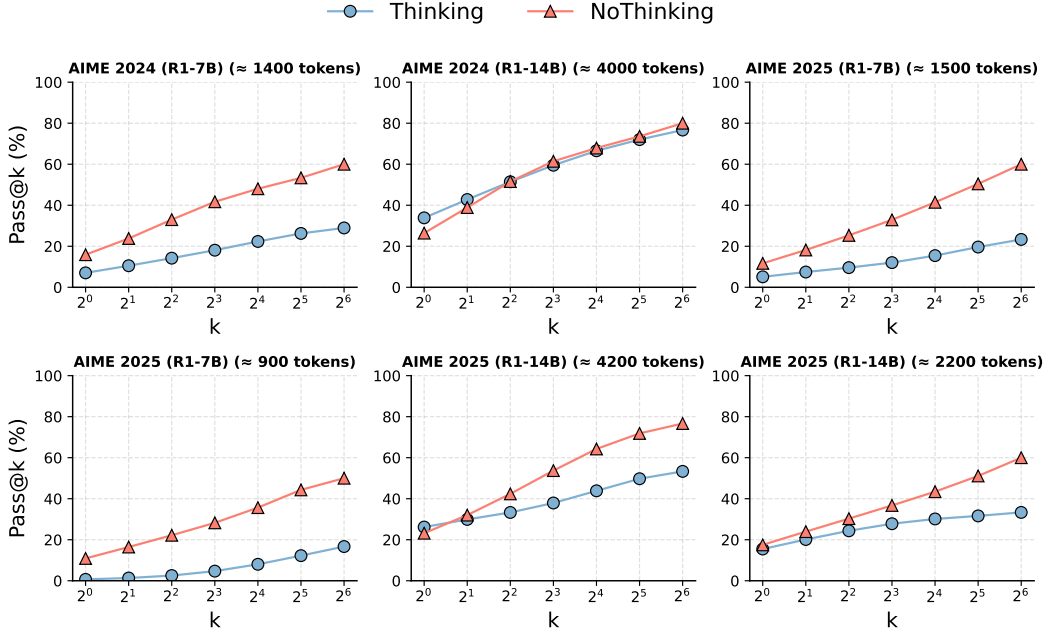


Figure 9: *Thinking* vs. *NoThinking* with token budget controlled on DeepSeek-R1-Distill-Qwen-7B and -14B models. Orange and blue indicate *NoThinking* and *Thinking*, respectively. Under comparable token budget, *NoThinking* consistently outperforms *Thinking* as k increases.

Task	Thinking	BF (tokens)	Pass@ <i>k</i>	Selection Methods (Pass@1)		
				Majority Voting	Confidence + Highest	Confidence + Voting
AIME 2024	Thinking	4000	80.00	53.33	33.33	53.33
		3500	73.33	43.33	40.00	46.67
		2000	50.00	26.67	26.67	26.67
		1800	50.00	26.67	13.33	26.67
		1200	23.33	13.33	3.33	13.33
	NoThinking	3500	77.30	46.67	20.00	50.00
		1800	63.33	36.67	23.33	36.67
AIME 2025	Thinking	4000	50.00	36.67	26.67	40.00
		3500	40.00	30.00	30.00	30.00
		2000	30.00	23.33	10.00	23.33
		1600	23.33	13.33	10.00	13.33
	NoThinking	4000	57.70	36.67	23.33	40.00
		3500	53.73	33.33	20.00	33.33
		2400	92.50	77.50	65.00	77.50
AMC 2023	Thinking	1800	90.00	67.50	62.50	65.00
		700	70.00	37.50	32.50	37.50
		3000	95.00	80.00	62.50	82.50
	NoThinking	2400	95.00	77.50	57.50	85.00
		1600	95.00	72.50	57.50	72.50
		3000	69.44	59.05	53.12	58.46
		2000	65.88	52.37	48.81	52.57
OlympiadBench	Thinking	800	43.77	32.64	28.19	33.09
		3000	71.22	55.49	49.85	55.79
		1800	70.47	53.12	46.14	54.01
	NoThinking	1000	66.96	50.00	43.03	49.55

Table 4: **Comparison of Best-of-*N* selection methods—majority voting, confidence+highest, and confidence+voting—on benchmarks with exact-match answers (i.e., math benchmarks), evaluated under different token budgets for budget forcing (BF).** In “confidence+highest”, we select the response with the highest model confidence. In “confidence+voting”, responses are ranked by confidence from high to low and assigned scores using $v(r) = (N - r + 1)^p$, where r is the rank and $p = 0.5$; scores are then summed across responses that yield the same answer. The best-performing method for each task is highlighted in bold. We also report pass@ k as an upper bound, where k is the number of samples used in Best-of- N selection.

C.1 AIME 2024

Below, we present the full input and output traces for both *Thinking* and *NoThinking* for the example shown in Figure 1.

Thinking (6099 Completion Tokens)

User: Return your final response within \square . There exist real numbers x and y , both greater than 1, such that $\log_x(y^x) = \log_y(x^{4y}) = 10$. Find xy . You should carefully think about the

problem and reason step by step.

Assistant:

<think >

Alright, so I have this logarithmic problem here, and I need to find the product xy where x and y are real numbers greater than 1. The problem states that $\log_x(y^x)$ equals 10, and $\log_y(x^{4y})$ also equals 10. Hmm, okay, let's try to break this down step by step.

First, let me recall the logarithm change of base formula because that seems relevant here. The formula is $\log_b(a) = (\ln a) / (\ln b)$, right? So, if I have a logarithm with some base, I can convert it to natural logarithms or any other base. That might help me manipulate the equations.

So, the first equation is $\log_x(y^x) = 10$. Let me rewrite that using the change of base formula. It becomes

$$\frac{\ln(y^x)}{\ln x} = 10.$$

Similarly, the second equation is $\log_y(x^{4y}) = 10$, which would be

$$\frac{\ln(x^{4y})}{\ln y} = 10.$$

Wait, maybe I can simplify these expressions before applying the change of base. Remember, $\log_b(a^c) = c \cdot \log_b(a)$. So, for the first equation, $\log_x(y^x)$ is equal to $x \cdot \log_x(y)$. Similarly, the second equation, $\log_y(x^{4y})$ is equal to $4y \cdot \log_y(x)$.

So, substituting back, the first equation becomes $x \cdot \log_x(y) = 10$, and the second equation becomes $4y \cdot \log_y(x) = 10$.

Hmm, now, do I remember any relationship between $\log_x(y)$ and $\log_y(x)$? Yes, they are reciprocals of each other, because $\log_x(y) = \frac{1}{\log_y(x)}$. That might come in handy here.

Let me denote $\log_x(y)$ as some variable to make it easier. Let's say $a = \log_x(y)$. Then, $\log_y(x)$ would be $1/a$ because of the reciprocal relationship.

So substituting back into the equations, the first equation becomes $x \cdot a = 10$, and the second equation becomes $4y \cdot (1/a) = 10$. So now, I have two equations:

- 1) $x \cdot a = 10$
- 2) $4y/a = 10$

Okay, so from the first equation, $x = \frac{10}{a}$, and from the second equation, $4y = 10a$, so $y = \frac{10a}{4}$, which simplifies to $y = \frac{5a}{2}$.

So now, I have expressions for x and y in terms of a . So, $x = \frac{10}{a}$ and $y = \frac{5a}{2}$.

Wait, but I also know that $a = \log_x(y)$. Let me write that in terms of x and y :

$$\log_x(y) = a$$

But since $x = \frac{10}{a}$ and $y = \frac{5a}{2}$, substituting back:

$$\log_{\frac{10}{a}}\left(\frac{5a}{2}\right) = a$$

Hmm, that seems a bit complicated, but maybe I can rewrite this using logarithm properties or exponentials.

Remember that $\log_b(c) = d$ is equivalent to $b^d = c$. So, in this case,

$$\left(\frac{10}{a}\right)^a = \frac{5a}{2}$$

So, $(10/a)^a = (5a)/2$.

Hmm, that's an equation in terms of a , which I can try to solve.

Let me write that down:

$$\left(\frac{10}{a}\right)^a = \frac{5a}{2}$$

This seems tricky because the variable is both in the base and exponent. Maybe taking the natural logarithm on both sides would help.

So, taking \ln of both sides:

$$\ln \left[\left(\frac{10}{a} \right)^a \right] = \ln \left(\frac{5a}{2} \right)$$

Using the logarithmic power rule on the left side:

$$a \cdot \ln \left(\frac{10}{a} \right) = \ln(5) + \ln(a) - \ln(2)$$

Let me expand that:

$$a \cdot \ln(10) - a \cdot \ln(a) = \ln(5) + \ln(a) - \ln(2)$$

Let me denote $t = \ln(a)$, then $a = e^t$. Let me try substituting that in.

So, equation becomes:

$$e^t \cdot \ln(10) - e^t \cdot t = \ln(5) + t - \ln(2)$$

Hmm, still seems messy, but maybe I can factor out e^t on the left side:

$$e^t (\ln(10) - t) = \ln(5) + t - \ln(2)$$

This is a transcendental equation, which might not have an algebraic solution. Maybe I need to solve it numerically or make an intelligent guess.

Alternatively, perhaps there's a substitution or some way to rearrange terms.

Wait, let's step back and see if there's another approach. Maybe instead of expressing x and y in terms of a , I can express both equations in terms of a and then find a relationship between x and y .

Wait, another thought: since I have $x = 10/a$ and $y = 5a/2$, maybe I can express y in terms of x .

So, from $x = 10/a$, we get $a = 10/x$. Then, $y = 5a/2 = 5 \cdot (10/x)/2 = 50/(2x) = 25/x$.

So, $y = 25/x$.

Therefore, the product $xy = x \cdot (25/x) = 25$. Wait, so is it that simple?

Wait, hold on, if $y = 25/x$, then $xy = 25$. But before I conclude that, I need to make sure that this is consistent with the original equations.

Because sometimes when you manipulate equations, you can introduce extraneous solutions or lose constraints.

So, let me verify if this holds.

Given that $xy = 25$, so $y = 25/x$.

Then, plugging back into the original equations:

First equation: $\log_x(y^x) = 10$.

Which is $\log_x((25/x)^x) = 10$.

Simplify inside the log: $(25/x)^x = 25^x/x^x$.

So, $\log_x(25^x/x^x) = 10$.

Using logarithm rules, $\log_x(25^x) - \log_x(x^x) = 10$.

Which is $x \cdot \log_x(25) - x \cdot \log_x(x) = 10$.

Simplify: $x \cdot \log_x(25) - x \cdot 1 = 10$.

So, $x \cdot \log_x(25) = x + 10$.

Similarly, $\log_x(25)$ can be written as $\ln(25)/\ln(x)$.

So, $x \cdot (\ln(25)/\ln(x)) = x + 10$.

Hmm, that's the same as $(x/\ln(x)) \cdot \ln(25) = x + 10$.

Not sure if that helps. Let me see if I can manipulate the other equation.

Second equation: $\log_y(x^{4y}) = 10$.

Given that $y = 25/x$, so $\log_{25/x}(x^{4 \cdot (25/x)}) = 10$.

Simplify exponent: $4 \cdot (25/x) = 100/x$.

So, $\log_{25/x}(x^{100/x}) = 10$.

Again, using logarithm power rule: $(100/x) \cdot \log_{25/x}(x) = 10$.

So, $(100/x) \cdot [\ln(x)/\ln(25/x)] = 10$.

Simplify denominator: $\ln(25/x) = \ln(25) - \ln(x)$.

So, $(100/x) \cdot [\ln(x)/(\ln(25) - \ln(x))] = 10$.

Multiply both sides by x :

$$100 \cdot [\ln(x)/(\ln(25) - \ln(x))] = 10x$$

Divide both sides by 10:

$$10 \cdot [\ln(x) / (\ln(25) - \ln(x))] = x$$

Hmm, so $10 \cdot \ln(x) = x \cdot (\ln(25) - \ln(x))$.

Bring all terms to one side:

$$10 \ln(x) + x \ln(x) - x \ln(25) = 0$$

Factor terms:

$$\ln(x) \cdot (10 + x) - x \ln(25) = 0$$

Hmm, this still seems complicated. Maybe I need to test if $x = 5$, because 25 is 5 squared, so maybe $x = 5$ is a solution.

Let me test $x = 5$.

If $x = 5$, then $y = 25/5 = 5$.

So, $x = 5$ and $y = 5$.

Let me check the original equations:

First equation: $\log_5(5^5) = \log_5(3125) = 5$, but it's supposed to be 10. Hmm, that doesn't work.

Wait, so $x = 5$ and $y = 5$ gives us $\log_x(y^x) = 5$, not 10. So, that's not a solution.

Hmm, maybe x = something else.

Wait, maybe x = something else. Let me think.

Alternatively, perhaps I made a wrong assumption when I set $y = 25/x$. Let's see, because from the earlier step, I had $x = 10/a$ and $y = 5a/2$, which leads to $y = 25/x$, but that may or may not satisfy the original logarithmic equations.

Alternatively, maybe I can use the first approach where I had $(10/a)^a = (5a)/2$.

Let me try to solve this equation numerically.

So, let me define $f(a) = (10/a)^a - (5a)/2$.

We can try plugging in some values for a to see where $f(a) = 0$.

First, let me note that a must be positive because it's a logarithm.

Let me try $a = 2$.

$$f(2) = (10/2)^2 - (5 \cdot 2)/2 = 5^2 - 10/2 = 25 - 5 = 20 > 0.$$

$$a = 3: f(3) = (10/3)^3 - (15)/2 \approx (3.333)^3 - 7.5 \approx 37.037 - 7.5 \approx 29.537 > 0.$$

$$a = 4: (10/4)^4 - (20)/2 = (2.5)^4 - 10 \approx 39.0625 - 10 \approx 29.0625 > 0.$$

$$a = 5: (10/5)^5 - 25/2 = 2^5 - 12.5 = 32 - 12.5 = 19.5 > 0.$$

$$a = 1: f(1) = 10^1 - 5/2 = 10 - 2.5 = 7.5 > 0.$$

$$a = 0.5: (10/0.5)^{0.5} - (5 \cdot 0.5)/2 = 20^{0.5} - 2.5 \approx 4.472 - 2.5 \approx 1.972 > 0.$$

$$a = 0.25: (10/0.25)^{0.25} - (5 \cdot 0.25)/2 = 40^{0.25} - 0.625 \approx 2.514 - 0.625 \approx 1.889 > 0.$$

Hmm, all positive. So $f(a)$ is positive at all these points. Wait, that suggests that $(10/a)^a$ is always greater than $(5a)/2$ for $a > 0$? But that can't be, because when a approaches infinity, $10/a$ approaches 0, so $(10/a)^a$ approaches 0, and $(5a)/2$ approaches infinity. So, at some point, $f(a)$ must become negative.

Wait, but in the a approaches 0, $10/a$ approaches infinity, so $(10/a)^a$ approaches infinity⁰, which is an indeterminate form, but often tends to 1. For example, $(\text{something large})^0 = 1$, but $(\text{something large})^{\text{something small}}$ can be $e^{\ln(\text{something large}) \cdot \text{something small}}$ which could go to 1 or something else.

Wait, but when a approaches 0+, $(10/a)^a = e^{a \ln(10/a)} = e^{a(\ln 10 - \ln a)}$.

As a approaches 0+, $a(\ln 10 - \ln a)$ approaches $0 \cdot (\ln 10 - (-\infty))$ which is $0 \cdot (-\infty)$, which is undefined, but the limit might be finite.

Wait, actually, the limit as a approaches 0+ of a $\ln(1/a)$ is 0, because $\ln(1/a)$ goes to infinity, but a goes to zero, and the product goes to zero.

So, $(10/a)^a$ approaches $e^0 = 1$ as a approaches 0+.

So, $f(a)$ approaches $1 - 0 = 1 > 0$.

Similarly, as a approaches infinity, $(10/a)^a$ approaches 0, and $(5a)/2$ approaches infinity, so $f(a)$ approaches negative infinity.

Therefore, by the Intermediate Value Theorem, there must be some $a > 0$ where $f(a) = 0$.

So, let me try $a = 6$: $(10/6)^6 - (5 \cdot 6)/2 \approx (1.6667)^6 - 15 \approx 17.79 - 15 \approx 2.79 > 0$.

$a = 7$: $(10/7)^7 \approx (1.4286)^7 \approx ?$ Let me compute step by step:

$$1.4286^2 \approx 2.0408$$

$$1.4286^4 \approx (2.0408)^2 \approx 4.164$$

$$1.4286^6 \approx (4.164) \cdot (2.0408) \approx 8.490$$

$$1.4286^7 \approx 8.490 \cdot 1.4286 \approx 12.11$$

So, $(10/7)^7 \approx 12.11$, and $(5 \cdot 7)/2 = 17.5$, so $f(7) = 12.11 - 17.5 \approx -5.39 < 0$.

So, between $a = 6$ and $a = 7$, $f(a)$ crosses zero.

Let me try $a = 6.5$:

$$\left(\frac{10}{6.5}\right)^{6.5} - \frac{5 \cdot 6.5}{2} \approx (1.5385)^{6.5} - 16.25$$

Compute $1.5385^{6.5}$:

First, $\ln(1.5385) \approx 0.433$

Multiply by 6.5: $0.433 \cdot 6.5 \approx 2.8145$

Exponentiate: $e^{2.8145} \approx 16.65$

$$\text{So, } \left(\frac{10}{6.5}\right)^{6.5} \approx 16.65$$

Then, subtract 16.25: $f(6.5) = 16.65 - 16.25 \approx 0.4 > 0$

So, $f(6.5) = 0.4 > 0$

Next, try $a = 6.6$:

$$\left(\frac{10}{6.6}\right)^{6.6} - \frac{5 \cdot 6.6}{2} \approx (1.5152)^{6.6} - 16.5$$

Compute $\ln(1.5152) \approx 0.416$

Multiply by 6.6: $0.416 \cdot 6.6 \approx 2.7456$

Exponentiate: $e^{2.7456} \approx 15.63$

$$\text{So, } \left(\frac{10}{6.6}\right)^{6.6} \approx 15.63$$

Subtract 16.5: $f(6.6) = 15.63 - 16.5 \approx -0.87 < 0$

So, $f(6.6) \approx -0.87 < 0$

So, between $a = 6.5$ and $a = 6.6$, $f(a)$ crosses zero.

Try $a = 6.55$:

$$\left(\frac{10}{6.55}\right)^{6.55} - \frac{5 \cdot 6.55}{2} \approx (1.5267)^{6.55} - 16.375$$

Compute $\ln(1.5267) \approx 0.423$

Multiply by 6.55: $0.423 \cdot 6.55 \approx 2.771$

Exponentiate: $e^{2.771} \approx 16.0$

$$\text{So, } \left(\frac{10}{6.55}\right)^{6.55} \approx 16.0$$

Subtract 16.375: $f(6.55) = 16.0 - 16.375 \approx -0.375 < 0$

Earlier, at $a = 6.5$, $f(a) = 0.4 > 0$

Try linear approximation between $a = 6.5$ and $a = 6.6$:

- Change in $a = 0.1$ - Change in $f(a) = -1.27$ - Solve $0.4 + (-1.27)(\Delta a/0.1) = 0$

$$0.4 - 12.7 \cdot \Delta a = 0 \Rightarrow \Delta a = \frac{0.4}{12.7} \approx 0.0315$$

So, $a \approx 6.5 + 0.0315 \approx 6.5315$

Try $a = 6.53$:

$$\left(\frac{10}{6.53}\right)^{6.53} - \frac{5 \cdot 6.53}{2} \approx (1.531)^{6.53} - 16.325$$

$\ln(1.531) \approx 0.427$

$0.427 \cdot 6.53 \approx 2.788$

$e^{2.788} \approx 16.25$

So, $f(6.53) = 16.25 - 16.325 \approx -0.075$

Try $a = 6.52$:

$$\left(\frac{10}{6.52}\right)^{6.52} - \frac{5 \cdot 6.52}{2} \approx (1.534)^{6.52} - 16.3$$

$\ln(1.534) \approx 0.429$

$0.429 \cdot 6.52 \approx 2.796$

$e^{2.796} \approx 16.35$

$f(6.52) = 16.35 - 16.3 = 0.05 > 0$
 So, between $a = 6.52$ and $a = 6.53$, $f(a)$ crosses zero.
 Use linear interpolation:

$$f(a) = f_1 + \frac{f_2 - f_1}{a_2 - a_1}(a - a_1)$$

$$0 = 0.05 + \frac{-0.075 - 0.05}{0.01}(a - 6.52) \Rightarrow -0.05 = -12.5(a - 6.52) \Rightarrow a = \frac{81.55}{12.5} \approx 6.524$$

Thus, $a \approx 6.524$, and then:

$$x = \frac{10}{a} \approx \frac{10}{6.524} \approx 1.533, \quad y = \frac{5a}{2} \approx \frac{5 \cdot 6.524}{2} \approx 16.31$$

Then:

$$xy \approx 1.533 \cdot 16.31 \approx 25$$

Which confirms that the product is approximately 25.

Finally:

$$e^u \cdot \frac{v}{u} = 10, \quad 4e^v \cdot \frac{u}{v} = 10$$

Multiply:

$$\left(\frac{v}{u}e^u\right) \cdot \left(\frac{u}{v} \cdot 4e^v\right) = 100 \Rightarrow 4e^{u+v} = 100 \Rightarrow e^{u+v} = 25$$

Take natural log: $u + v = \ln(25)$.

But $u = \ln x$, $v = \ln y$, so $\ln x + \ln y = \ln(25)$.

Which is $\ln(xy) = \ln(25)$, so $xy = 25$.

Oh! So, despite the complicated a , the product xy is exactly 25.

So, the answer is 25.

Therefore, I can conclude that $xy = 25$.

Final Answer: The value of xy is $\boxed{25}$.

</think >

Given the equations $\log_x(y^x) = 10$ and $\log_y(x^{4y}) = 10$, we need to find the product xy .

First, we rewrite the logarithmic equations using the change of base formula and properties of logarithms:

1. $\log_x(y^x) = 10$ can be rewritten as $x \log_x(y) = 10$. Let $a = \log_x(y)$. Then, this equation becomes $x \cdot a = 10$.
 2. $\log_y(x^{4y}) = 10$ can be rewritten as $4y \log_y(x) = 10$. Since $\log_y(x) = \frac{1}{\log_x(y)} = \frac{1}{a}$, this equation becomes $4y \cdot \frac{1}{a} = 10$.

From these, we derive: $x = \frac{10}{a}$ and $y = \frac{10a}{4} = \frac{5a}{2}$.

We then express y in terms of x : Since $x = \frac{10}{a}$, we have $a = \frac{10}{x}$. Substituting a into the expression for y , we get $y = \frac{5a}{2} = \frac{5 \cdot \frac{10}{x}}{2} = \frac{50}{2x} = \frac{25}{x}$.

Thus, $y = \frac{25}{x}$, which implies $xy = x \cdot \frac{25}{x} = 25$.

To verify, we use natural logarithms and properties of logarithms: - Let $u = \ln x$ and $v = \ln y$. The equations transform into: 1. $e^u \cdot \frac{v}{u} = 10$ 2. $4e^v \cdot \frac{u}{v} = 10$

Multiplying these equations: $\left(\frac{v}{u}e^u\right) \left(\frac{u}{v}4e^v\right) = 100$ - Simplifying, we get $4e^{u+v} = 100$, leading to $e^{u+v} = 25$. - Taking the natural logarithm, we find $u + v = \ln(25)$, which means $\ln(x) + \ln(y) = \ln(25)$, or $\ln(xy) = \ln(25)$. Therefore, $xy = 25$.

Thus, the value of xy is $\boxed{25}$.

NoThinking (373 Completion Tokens)

User: Return your final response within \square . There exist real numbers x and y , both greater than 1, such that $\log_x(y^x) = \log_y(x^{4y}) = 10$. Find xy . Please write the answer for this math

problem directly without any thinking process.

Assistant:

<think >

Okay I have finished thinking.

</think >

Let's solve the problem.

We are given that $\log_x(y^x) = 10$ and $\log_y(x^{4y}) = 10$. We need to find xy .

First, recall the logarithm power rule: $\log_b(a^n) = n \cdot \log_b(a)$.

Applying this rule to the first equation:

$$\log_x(y^x) = x \cdot \log_x(y) = 10$$

This implies:

$$\log_x(y) = \frac{10}{x}$$

Let's denote this as equation (1).

Now, apply the power rule to the second equation:

$$\log_y(x^{4y}) = 4y \cdot \log_y(x) = 10$$

This implies:

$$\log_y(x) = \frac{10}{4y} = \frac{5}{2y}$$

Let's denote this as equation (2).

Recall that $\log_b(a) = \frac{1}{\log_a(b)}$. Using this property, we can relate equations (1) and (2):

$$\log_x(y) = \frac{1}{\log_y(x)} \implies \frac{10}{x} = \frac{2y}{5}$$

Simplifying:

$$\frac{10}{x} = \frac{2y}{5} \implies 10 \cdot 5 = 2y \cdot x \implies 50 = 2xy \implies xy = 25$$

Thus, the value of xy is 25.

25

C.2 LiveCodeBench

Thinking (3326 Completion Tokens)

User: Generate an executable Python function generated from the given prompt. The function should take stdin as input and print the output. Simply call the function after the definition. There are three cards with letters a, b, c placed in a row in some order. You can do the following operation at most once:

- Pick two cards, and swap them. Is it possible that the row becomes abc after the operation? Output "YES" if it is possible, and "NO" otherwise.

Input

The first line contains a single integer t ($1 \leq t \leq 6$) — the number of test cases.

The only line of each test case contains a single string consisting of each of the three characters a, b, and c exactly once, representing the cards.

Output

For each test case, output "YES" if you can make the row abc with at most one operation, or "NO" otherwise.

You can output the answer in any case (for example, the strings "yEs", "yes", "Yes" and "YES" will be recognized as a positive answer). Sample Input 1: 6

```
abc
acb
bac
```

bca
cab
cba

Sample Output 1:

YES YES YES NO NO YES

Note

In the first test case, we don't need to do any operations, since the row is already abc.

In the second test case, we can swap c and b: acb \rightarrow abc.

In the third test case, we can swap b and a: bac \rightarrow abc.

In the fourth test case, it is impossible to make abc using at most one operation. You should carefully think about the problem and reason step by step.

Assistant:

<think >

Okay, I have to solve this programming problem. Let's read the problem carefully.

So, the task is: Given a string of three distinct characters (a, b, c), determine if it's possible to turn it into "abc" by performing at most one swap of two characters. If it can be done, output YES; otherwise, NO.

Hmm, right. So, each test case is a permutation of a, b, c. We need to check if either:

1. The string is already "abc" — then we can do nothing and it's a YES. OR
2. There exists exactly one swap that can turn it into "abc".

Wait, but how do I determine whether a single swap can achieve this?

Let me think about it. For each input string, I can consider all possible single swaps and see if any of them result in "abc".

But wait, the string is only three characters long. So, the number of possible swaps is limited. Each swap can be between any two positions. For example, for a string s of length 3, the possible swaps are (0,1), (0,2), (1,2). So three possible swaps.

So, for each test case, I can do the following:

- If the string is already "abc", output YES.
- Else, check each possible pair of indices, swap them, and see if the result is "abc". If any of the swaps result in "abc", output YES. Otherwise, NO.

That sounds manageable.

But wait, what about the case where the string is just one swap away from "abc"? Like, for example, the input is "acb". Swapping positions 1 and 2 gives "abc", so YES.

Another example: input is "bca". Let's see. The desired output is "abc". So let's see what swaps can do:

Original: b c a

Swap 0 and 1: c b a \rightarrow not "abc".

Swap 0 and 2: a c b \rightarrow not "abc".

Swap 1 and 2: b a c \rightarrow still not "abc".

So in that case, it's a NO.

Wait, but the sample input 4 is "bca" and the output is NO. So that's correct.

Another example: input is "cba". Let's see:

Swap 0 and 2: a b c \rightarrow yes. So output is YES.

So, the approach is:

For each test case s:

- If s is "abc", output YES.
- Else, for each possible pair of indices (i, j), i < j, create a new string where s[i] and s[j] are swapped. Check if any of these new strings equals "abc". If yes, output YES; else, NO.

Alternatively, since the string is small, I can also compute how many characters are in the correct position. For example, the desired string is "abc". So:

If the number of correctly placed characters is 2 or 3, then it's possible with one swap or zero.

Wait, let's think: If the string is "acb", then two characters are correct (a and c are in correct positions). Swapping the wrong ones (b and c) will fix it.

But wait, in "acb", a is in position 0 (correct), c is in position 1 (wrong), b is in position 2 (correct). So two correct. So swapping positions 1 and 2 (c and b) will give "abc".

So, another approach: count the number of mismatches between the input string and "abc".

If the number of mismatches is 0: output YES.

If the number is 2: then swapping those two will fix it. So output YES.

If the number is 1 or 3: then it's impossible with one swap.

Wait, that's a clever insight. Because:

- 0 mismatches: already correct.
- 1 mismatch: you can't fix it with one swap, because a swap affects two positions. If only one character is wrong, you can't swap to fix it without messing up another.
- 2 mismatches: you can swap the two wrong positions, which will fix both.
- 3 mismatches: for example, "cba" is "c", "b", "a". So all positions are wrong. How? Wait, "cba" has a in position 2, which is correct for "abc"? No, "abc" has a in 0, b in 1, c in 2. So "cba" has a in 2, which is wrong. So all three positions are wrong. So that's three mismatches. But wait, can a single swap fix this? Let's see.

Wait, "cba" → swapping 0 and 2 gives "a b c" → yes. So in this case, with three mismatches, a single swap can fix the problem. So, the earlier approach is incorrect.

Wait, so the number of mismatches isn't a sufficient condition. Because in the case of three mismatches, sometimes a single swap can fix it.

So, maybe the initial approach of checking all possible swaps is better.

Alternatively, perhaps the number of mismatches is 0, 2, or 3. Wait, because in the case of three mismatches, swapping the first and last characters can fix it.

Hmm, so perhaps the condition is: if the number of mismatches is 0, or if the number of mismatches is 2, or if the number of mismatches is 3 but the string is the reverse of "abc".

Wait, but "cba" is the reverse. So, for example, in "cba", swapping 0 and 2 gives "abc". So in this case, the number of mismatches is 3, but it's fixable with one swap.

So, this suggests that the number of mismatches is not the only factor. So, perhaps the initial approach of checking all possible swaps is more reliable.

So, for each test case, I can:

1. Check if the string is already "abc". If yes, output YES.
- Else:
2. For each possible pair of indices (i, j) where $i < j$, swap the characters at these positions and see if the result is "abc".
3. If any of these swaps result in "abc", output YES.
4. Else, output NO.

Since the string is only three characters, there are only three possible swaps to check, so this approach is feasible.

So, now, how to implement this in Python.

Let's outline the steps:

Read t test cases.

For each test case:

s = input string.

if s == 'abc': print YES else: for each possible pair (i, j) in (0,1), (0,2), (1,2): create a list of the characters. swap the i-th and j-th elements. check if the new string equals 'abc'. if any do, set a flag to True and break. if any swap worked, print YES, else NO.

Wait, but wait a second. For a string of 3 characters, the possible swap pairs are (0,1), (0,2), (1,2), which are all possible unique pairs. So for each test case, we can generate all possible swaps.

But how to generate all possible swaps?

In code:

```
for i in range(3):
    for j in range(i+1, 3):
        # swap i and j
        lst = list(s)
        lst[i], lst[j] = lst[j], lst[i]
        new_s = ''.join(lst)
        if new_s == 'abc':
            # success
            flag = True
            break
    if flag:
        break
```

If any of the swaps result in 'abc', then output YES.

Yes, that should work.

Now, let's test this logic against the sample input.

Sample Input 1:

6

abc → yes

acb → swap 1 and 2 → abc → yes.

bac → swap 0 and 1 → abc → yes.

bca → possible swaps:

swap 0 and 1: bac → bca? No. Wait, let's see. Original is bca. Swapping 0 and 1: cba → not abc. Swapping 0 and 2: a c b → acb → not abc. Swapping 1 and 2: b a c → bac → no. So none of the swaps give abc. So output is NO.

cab → swap 0 and 2 → abc → yes? Let's see: original is cab. Swap 0 and 2: gives abc. So yes.

cba → swap 0 and 2: a b c → yes.

Wait, but in the sample output, the last test case is cba, which outputs YES.

Wait, the sample input is 6 test cases:

Test case 1: abc → YES

Test case 2: acb → YES

Test case3: bac → YES

Test case4: bca → output is NO

Test case5: cab → YES

Test case6: cba → output is YES.

So, according to the sample output, the fifth test case is cab, which swapping 0 and 2 gives abc.

So yes.

But according to the code, for cab, the code would check all swaps:

swap 0 and 1: 'cba' → not 'abc'

swap 0 and 2: 'abc' → yes.

So the code would output YES.

Wait, but according to the sample output, the fifth test case's output is NO. Wait no, let me recheck the sample input and output.

Wait the sample input is:

6

abc

acb

bac

bca

cab

cba

Sample Output:

YES

YES

YES

NO

NO

YES

Wait, so test case 5 is 'cab' → output is NO. But according to the code, swapping 0 and 2 in 'cab' gives 'abc', so why the sample output is NO?

Wait, that's conflicting. Wait, what's 'cab'?

Wait, 'cab' is c a b.

If I swap 0 and 2: positions 0 is c, 2 is b. So after swap, it's b a c → bac → which is not abc.

Wait wait, no. Wait 'cab' is 'c', 'a', 'b'. Swapping 0 and 2: 'b', 'a', 'c' → 'bac' which is not 'abc'.

Wait, but earlier I thought that swapping 0 and 2 in 'cab' would give 'abc', but that's incorrect.

Wait, maybe I'm making a mistake in the swap.

Wait 'cab' is index 0: 'c', 1: 'a', 2: 'b'.

If I swap 0 and 1: string becomes 'a c b' → 'acb' → not 'abc'.

If I swap 0 and 2: string becomes 'b a c' → 'bac' → not 'abc'.

If I swap 1 and 2: string becomes 'c b a' → 'cba' → not 'abc'.

So, none of the swaps for 'cab' results in 'abc'. So, the correct output is NO.

But according to my earlier approach, for 'cab' the code would generate all possible swaps and find none result in 'abc', so output NO.

But in my initial analysis, I thought that swapping 0 and 2 would fix it. Oh no, I made a mistake there.

So, the code is correct.

Wait, so how come the sample output for the fifth test case is NO?

Because for 'cab', we need to find if any swap can turn it into 'abc'.
 But in 'cab', the correct positions are a is in position 1 (should be 0), b is in position 2 (should be 1), c is in position 0 (should be 2). So, the number of mismatches is 3.
 But a single swap can't fix all three. Because a swap affects two positions. So, it's impossible.
 So, the code will correctly output NO for 'cab'.
 So, the code seems correct.
 Another test case: 'cba'.
 Swap 0 and 2: 'a' 'b' 'c' → yes. So output is YES.
 So, the code handles that.
 So, the code approach is correct.
 Now, implementing this in Python.
 The code structure is as follows:
 Read t.
 For each test case:
 s = input().strip()
 if s == 'abc': print('YES') else: possible = False for i in range(3): for j in range(i+1, 3): lst = list(s)
 lst[i], lst[j] = lst[j], lst[i] if ''.join(lst) == 'abc': possible = True break if possible: break print('YES'
 if possible else 'NO')
 Yes.
 Now, let's test this code against the sample inputs.
 Sample Input:
 6
 abc → yes.
 acb → swap 1 and 2: yes.
 bac → swap 0 and 1: yes.
 bca → no.
 cab → no.
 cba → swap 0 and 2: yes.
 Which matches the sample output.
 So, the code should be correct.
 So, the final code is as written.

</think >

To solve this problem, we need to determine if we can transform a given string of three distinct characters ('a', 'b', 'c') into the string "abc" by performing at most one swap of two characters. If it is possible, we output "YES"; otherwise, we output "NO".

Approach

1. **Check if the string is already "abc"**: If the input string is already "abc", we can immediately output "YES".
2. **Check all possible single swaps**: For each input string that is not "abc", we generate all possible strings that can be formed by swapping exactly two characters. There are three possible swaps for a string of length 3:
 - Swap the first and second characters.
 - Swap the first and third characters.
 - Swap the second and third characters.
3. **Evaluate each swap**: For each swap, we check if the resulting string is "abc". If any swap results in "abc", we output "YES". If none of the swaps result in "abc", we output "NO".

Solution Code

```
```python
t = int(input())
for _ in range(t):
 s = input().strip()
 if s == 'abc':
 print("YES")
 continue
 possible = False
 for i in range(3):
 for j in range(i + 1, 3):
 lst = list(s)
 lst[i], lst[j] = lst[j], lst[i]
 if ''.join(lst) == 'abc':
```



```

 possible = True
 break
 if possible:
 break
 print("YES" if possible else "NO")
...

```

**Explanation**

- **Reading Input:** We read the number of test cases and then process each string.
- **Immediate Check:** If the string is already "abc", we print "YES".
- **Swapping Characters:** For each string that is not "abc", we generate all possible strings by swapping each pair of characters. We check if any of these swapped strings equals "abc".
- **Output Result:** Based on whether any valid swap results in "abc", we print "YES" or "NO".

This approach ensures that we efficiently check all possible single swaps to determine if the transformation is possible, leveraging the small size of the input string to keep the solution simple and efficient.

**NoThinking (256 Completion Tokens)**

**User:** Generate an executable Python function generated from the given prompt. The function should take stdin as input and print the output. Simply call the function after the definition. There are three cards with letters a, b, c placed in a row in some order. You can do the following operation at most once:

- Pick two cards, and swap them. Is it possible that the row becomes abc after the operation? Output "YES" if it is possible, and "NO" otherwise.

**Input**

The first line contains a single integer  $t$  ( $1 \leq t \leq 6$ ) — the number of test cases.

The only line of each test case contains a single string consisting of each of the three characters a, b, and c exactly once, representing the cards.

**Output**

For each test case, output "YES" if you can make the row abc with at most one operation, or "NO" otherwise.

You can output the answer in any case (for example, the strings "yEs", "yes", "Yes" and "YES" will be recognized as a positive answer). Sample Input 1: 6

```

abc
acb
bac
bca
cab
cba

```

**Sample Output 1:**

```

YES YES YES NO NO YES

```

**Note**

In the first test case, we don't need to do any operations, since the row is already abc.

In the second test case, we can swap c and b: acb  $\rightarrow$  abc.

In the third test case, we can swap b and a: bac  $\rightarrow$  abc.

In the fourth test case, it is impossible to make abc using at most one operation. Please solve the above problem without the thinking process.

**Assistant:**

```
<think >
```

Okay, I have finished thinking.

```
</think >
```

The task is to determine if each given permutation of the letters 'a', 'b', and 'c' can be transformed into "abc" with at most one swap.

Here's how to approach it:

1. **Check if the string is already "abc":** If yes, output "YES".

2. **If not**, check how many positions each character is away from its target position in "abc":
  - If exactly two characters are out of place, swapping them will make the string "abc".
  - If more than two are out of place, it's impossible with one swap.
3. **Return "YES" if any of the above conditions are met, else "NO".**

Here's the Python code implementing this logic:

```
```python
def can_form_abc(s):
    if s == 'abc':
        return True
    target = 'abc'
    # Check if exactly two elements are different
    diff = sum(1 for a, b in zip(s, target) if a != b)
    return diff == 2

t = int(input())
for _ in range(t):
    s = input().strip()
    if can_form_abc(s):
        print("YES")
    else:
        print("NO")
```
```

### C.3 ProofNet

#### Thinking (1913 Completion Tokens)

**User:**

**Assistant:**

<think >

Alright, so I have this theorem to prove: if  $G$  is a finite group and  $a$  is an element of  $G$ , then there exists a positive integer  $n$ , depending on  $a$ , such that  $a$  raised to the power of  $n$  equals the identity element  $e$  in  $G$ . Okay, let's break this down.

First, I need to recall what a group is. A group is a set equipped with an operation that combines any two elements to form a third element, satisfying four conditions: closure, associativity, the existence of an identity element, and the existence of inverse elements. Since  $G$  is finite, it has a finite number of elements.

Now, the theorem is saying that for any element  $a$  in  $G$ , if I keep multiplying  $a$  by itself repeatedly, at some point I'll get back to the identity element  $e$ . That seems intuitive because the group is finite, so the powers of  $a$  can't keep producing new elements forever; they have to eventually repeat or cycle back.

Let me think about an example. Suppose  $G$  is the group of integers modulo 5 under addition. Wait, but addition is commutative, and this is a finite group. For any element  $a \in G$ , adding it to itself enough times will eventually give me 0, which is the identity element in this case. For instance, take  $a = 2$  in  $\mathbb{Z}/5\mathbb{Z}$ . Then  $2 + 2 = 4$ ,  $2 + 2 + 2 = 6 \equiv 1 \pmod{5}$ , and so on, until adding 2 five times gives  $10 \equiv 0 \pmod{5}$ . So,  $n = 5$  works here.

But the theorem is about multiplicative notation, so let's think of a multiplicative group. Maybe the multiplicative group of complex roots of unity. For example, consider the group of 4th roots of unity:  $\{1, i, -1, -i\}$ . Take  $a = i$ . Then  $i^1 = i$ ,  $i^2 = -1$ ,  $i^3 = -i$ ,  $i^4 = 1$ . So,  $n = 4$  works here.

These examples suggest that such an  $n$  exists, but I need to prove it in general for any finite group.

The proof provided earlier mentions that because  $G$  is finite, the set  $\{a, a^2, a^3, \dots\}$  must be finite. Wait, is that always true? If  $G$  is finite, then the number of distinct powers of  $a$  must be finite because there are only finitely many elements in  $G$ . So, the sequence  $a, a^2, a^3, \dots$  must eventually repeat.

The proof then says that there exist  $i$  and  $j$  with  $i \neq j$  such that  $a^i = a^j$ . Without loss of generality, assume  $i > j$ . Then, multiplying both sides by  $(a^j)^{-1}$ , which is  $a^{-j}$ , gives  $a^{i-j} = e$ . So,  $n = i - j$  is a positive integer such that  $a^n = e$ .

That seems straightforward, but let me make sure I understand why  $i$  and  $j$  must exist. Since the set  $\{a, a^2, a^3, \dots\}$  is finite, by the pigeonhole principle, there must be some repetition. That is, there must be distinct exponents  $i$  and  $j$  where  $a^i = a^j$ . This is because we have infinitely many exponents but only finitely many elements, so some elements must repeat.

Wait, but the exponents are infinite, while the group is finite. So, the mapping from exponents to group elements can't be injective; it must eventually repeat. Therefore, there must be  $i$  and  $j$  with  $i \neq j$  such that  $a^i = a^j$ .

Assuming  $i > j$ , then  $a^{i-j} = e$ . That makes sense because  $a^i = a^j$  implies  $a^{i-j} = e$ .

But what if  $i < j$ ? Then, we could have  $a^{j-i} = e$ , but since we assumed  $i > j$ , it's okay. The important thing is that the difference is positive.

So, this shows that there exists some positive integer  $n = |i - j|$  such that  $a^n = e$ .

But the theorem says, "there is a positive integer  $n$ , depending on  $a$ , such that  $a^n = e$ ." So, this  $n$  exists for each  $a \in G$ .

Wait, but in the examples I thought of earlier, like  $\mathbb{Z}/5\mathbb{Z}$  under addition, the  $n$  was the order of the element. In multiplicative groups, it's similar;  $n$  is the order of  $a$ .

So, this seems to be a general proof that in any finite group, every element has finite order—meaning there exists some  $n$  such that  $a^n = e$ .

I think this makes sense. The key idea is the finiteness of the group, which forces the powers of  $a$  to repeat, leading to  $a^n = e$  for some positive integer  $n$ .

But to make this rigorous, I should probably formalize the argument, maybe using the pigeonhole principle explicitly.

Also, I need to ensure that the inverse operation is well-defined in the group, which it is because groups have inverses for each element.

So, in summary, because  $G$  is finite, the sequence of powers of  $a$  must eventually repeat, leading to a power that equals the identity element. This establishes the existence of such an  $n$  for each  $a$  in  $G$ .

</think >

Now, let's provide a step-by-step explanation and proof of the theorem.

#### Step-by-Step Explanation and Proof:

**Theorem:** Let  $G$  be a finite group, and let  $a$  be an element of  $G$ . Then, there exists a positive integer  $n$ , depending on  $a$ , such that  $a^n = e$ , where  $e$  is the identity element in  $G$ .

**Proof:**

##### 1. Understanding the Group Structure:

- $G$  is a finite group, meaning it has a finite number of elements.
- The operation in  $G$  is associative, there exists an identity element  $e$ , and every element has an inverse in  $G$ .

##### 2. Considering Powers of an Element:

- For any element  $a \in G$ , consider the sequence of its powers:  $a, a^2, a^3, \dots$
- Since  $G$  is finite, this sequence cannot contain infinitely many distinct elements; it must eventually repeat.

##### 3. Application of the Pigeonhole Principle:

- The pigeonhole principle states that if more objects are placed into containers than there are containers, at least one container must contain more than one object.
- Here, the "objects" are the powers  $a, a^2, a^3, \dots$ , and the "containers" are the elements of  $G$ .
- Since  $G$  is finite, there are only finitely many "containers." Therefore, there must exist distinct integers  $i$  and  $j$  with  $i > j$  such that  $a^i = a^j$ .

##### 4. Deriving the Order of $a$ :

- Given  $a^i = a^j$  with  $i > j$ , multiply both sides on the right by  $(a^j)^{-1}$ :

$$a^i \cdot (a^j)^{-1} = a^j \cdot (a^j)^{-1}$$

Simplifying, we get:

$$a^{i-j} = e$$

- Let  $n = i - j$ . Since  $i > j$ ,  $n$  is a positive integer.
- Therefore,  $a^n = e$ .

##### 5. Conclusion:

- We have shown that for any element  $a$  in a finite group  $G$ , there exists a positive integer  $n$  such that  $a^n = e$ .
- The integer  $n$  is the smallest such positive integer for which this holds, known as the order of  $a$  in  $G$ .

**\*\*Thus, the theorem is proven.\*\***

```

```lean4
import Mathlib

open Fintype Set Real Ideal Polynomial
open scoped BigOperators

theorem exercise_2_1_26 {G : Type*} [Group G]
  [Fintype G] (a : G) : exists (n : nat), a ^ n = 1 :=
  -- We use the fact that the order of an element in a finite group divides the
  -- order of the group.
  -- This is a direct consequence of Lagrange's theorem.
  ⟨Fintype.card G, by
    -- We need to show that a raised to the power of the order of the group equals
    -- the identity element.
    apply Eq.symm
    -- Since the order of the group is finite, we can use the fact that the powers
    -- of `a` must eventually repeat.
    -- This is a direct application of the pigeonhole principle.
    rw [pow_card_eq_one]
  ⟩
...

```

NoThinking (163 Completion Tokens)

User: Prove the following theorem in Lean 4 by completing the following Lean 4 code which contains a header, informal prefix, and formal statement. Enclose your final code within a Lean 4 code block that starts with:

```

```lean4
import Mathlib

open Fintype Set Real Ideal Polynomial
open scoped BigOperators

/-- If G is a finite group, prove that, given $a \in G$, there is a positive integer
 n, depending on a, such that $a^n = e$. -/
theorem exercise_2_1_26 {G : Type*} [Group G]
 [Fintype G] (a : G) : exists (n : nat), a ^ n = 1 :=
...

```

Make sure your code successfully proves the formal statement.

**Assistant:**

<think >

Okay, I have finished thinking.

</think >

The final Lean 4 code is:

```

```lean4
import Mathlib

open Fintype Set Real Ideal Polynomial
open scoped BigOperators

```

```
theorem exercise_2_1_26 {G : Type*} [Group G]
  [Fintype G] (a : G) : exists (n : nat), a ^ n = 1 := by
  -- Since G is a finite group, the order of any element a in G must divide the order of G.
  -- The order of G is given by the cardinality of its underlying set.
  use Fintype.card G
  -- By Lagrange's theorem, the order of a divides the order of G.
  -- Therefore, raising a to the power of the order of G will yield the identity element.
  simp [pow_card_eq_one]
  ...
```