

LINKS BETWEEN THE INTEGRABLE SYSTEMS OF CMC SURFACES, ISOTHERMIC SURFACES AND CONSTRAINED WILLMORE SURFACES.

K. LESCHKE

ABSTRACT. Since constant mean curvature surfaces in 3-space are special cases of isothermic and constrained Willmore surfaces, they give rise to three, apriori distinct, integrable systems. We provide a comprehensive and unified view of these integrable systems in terms of the associated families of flat connections and their parallel sections: in case of a CMC surface, parallel sections of all three associated families of flat connections are given algebraically by parallel sections of either one of the families. As a consequence, we provide a complete description of the links between the simple factor dressing given by the conformal Gauss map, the simple factor dressing given by isothermicity, the simple factor dressing given by the harmonic Gauss map, as well as the relationship to the classical, the μ - and the ϱ -Darboux transforms of a CMC surface. Moreover, we establish the associated family of the CMC surfaces as limits of the associated family of isothermic surfaces and constrained Willmore surfaces.

1. INTRODUCTION

Surfaces of non-zero constant mean curvature in Euclidean 3-space, so-called *CMC surfaces*, are critical with respect to the variation of area with prescribed fixed volume. CMC surfaces arise widely in nature but also in man-made structures. For example, soap bubbles, equilibrium capillary surfaces (in the absence of gravity), Fermi surfaces in condensed matter physics (and the related constant potential surfaces in crystals), block copolymers, as well as freeform structures or pneumatic architectures such as inflatable domes and enclosures, can be modeled on CMC surfaces. The geometry of CMC surfaces has profound consequences for the physical properties of the materials in which they occur, and thus have a large relevance in applications in shape optimisation. Due to these applications, finding computational models of CMC surfaces and understanding their properties is a very active research area in surface theory.

The study of CMC surfaces has been approached from a variety of directions. For example the Euler–Lagrange equation of a CMC surface is an important example of a geometric non-linear elliptic partial differential equation and variational principles and analytic gluing techniques can be used to construct and investigate shapes of CMC surfaces, e.g., [59, 40, 47, 31]. On the other hand, the theory of integrable systems via the Gauss–Codazzi equation of a CMC surface, the sinh–Gordon equation, has led to a classification of constant mean curvature tori by their spectral data, [50, 37, 4, 28, 38].

Both of these approaches have laid the foundation for finding discrete approximations of CMC surfaces: variational and integrable system methods have been successfully used

to optimise the energy functional on a triangulated surface or to find geometric discrete CMC nets by using the structure of special coordinates and transformations, see e.g. [9, 52, 27, 3, 17].

Here we follow the integrable system approach for various surface classes: for the purposes of this paper, the core indicator of integrability is that the underlying Gauss–Codazzi equations of integrable surface classes give a Lax pair and allow to introduce a spectral parameter to reformulate the corresponding Lax equation as the flatness of the associated family of connections. This way, the non-linear compatibility equations become a system of linear differential equations. In the case of a CMC surface, we have three apriori distinct integrable structures associated to it: CMC surfaces are special cases of both isothermic surfaces and constrained Willmore surfaces.

Recall that isothermic surfaces are surfaces which allow (away from umbilic points) a conformal curvature line parametrisation, the so-called *isothermal* coordinates. The Calapso equation, the fourth order integrability condition for isothermic surfaces [19], is linked to the zoomeron equation in physics [25], and solitonic solutions have been studied in physics in the context of membrane deformations.

On the other hand, the elastic bending energy of an immersion, the so-called *Willmore functional*, is an important invariant in surface theory. Its applications range from the biophysics of membranes to string theory. *Constrained Willmore surfaces* are the critical points of the Willmore functional when restricting to conformal immersions of a fixed Riemann surface. In case of tori, isothermic surfaces which are constrained Willmore are exactly the CMC surfaces in space forms [53].

The purpose of this paper is to provide a unified view on the integrable systems of CMC surfaces, isothermic surfaces and constrained Willmore surfaces. To this end, we first recall the Ruh–Wilms theorem [54]: given a conformal immersion $f : M \rightarrow \mathbb{R}^3$ from a Riemann surface M into 3-space with non-vanishing constant mean curvature the Gauss map of f is a harmonic map $N : M \rightarrow S^2$ into the 2-sphere. Theoretical physicists observed that a harmonic map equation is an integrable system, [51], [48], [55]: by introducing the spectral parameter $\lambda \in \mathbb{C}_* = \mathbb{C} \setminus \{0\}$, one can associate a \mathbb{C}_* -family of flat connections d_λ^N with simple poles at $0, \infty$ to a CMC surface $f : M \rightarrow \mathbb{R}^3$, which is given by the harmonic Gauss map N . The *associated family of flat connections* $d_\lambda^N, \lambda \in \mathbb{C}_*$, on the trivial \mathbb{C}^2 -bundle uniquely determines the CMC surface. This fact can be used to obtain new CMC surfaces in various ways, and we will now recall those transformations which are relevant to this paper. We will assume in the following without loss of generality that the mean curvature is $H = 1$.

For spectral parameter λ on the unit circle, the connections d_λ^N are quaternionic on $\mathbb{C}^2 = \mathbb{C} \oplus j\mathbb{C} = \mathbb{H}$ and give via the Sym–Bobenko formula [2] the *associated family of CMC surfaces* on the universal cover: gauging the family of flat connections $d_\lambda^{N^\alpha} = \alpha^{-1} \cdot d_{\lambda\mu}^N$ by a d_μ^N -parallel section $\alpha, \mu \in S^1$, gives locally a new associated family of flat connections with harmonic Gauss map $N^\alpha = \alpha^{-1}N\alpha$ and thus CMC surfaces f^α , see e.g. [14] for details on this in our setting. Another way to obtain new harmonic maps, and thus CMC surfaces, was introduced by Uhlenbeck and Terng, [58], [57]: *Dressing* in the case of a harmonic map $N : M \rightarrow S^2$ is given by a gauge $\hat{d}_\lambda^N = r_\lambda \cdot d_\lambda^N$ of d_λ^N by a λ -dependent dressing matrix r_λ , see e.g. [14]. The *dressing* of N is then the harmonic map \hat{N} that has \hat{d}_λ^N as its associated family of flat connections. In general, it is difficult to find

explicit dressing matrices preserving the shape of the associated family of flat connections. However, if r_λ has a simple pole at the (CMC) spectral parameter $\mu \in \mathbb{C}_*$ and is given by a d_μ^N -parallel bundle (possibly on the universal cover \tilde{M} of the Riemann surface M), then a CMC surface \check{f} , the so-called *simple factor dressing* of f , can be computed explicitly, e.g., [57], [26], [14].

Finally, a d_μ^N -parallel bundle can also be used to discuss the Darboux transformation on CMC surfaces. Recall first that in the general case of a conformal immersion the classical Darboux transformation [24] can be generalised [7]: generalised Darboux transforms are given by prolongations of holomorphic sections of an associated quaternionic holomorphic line bundle of the conformal immersion. In the case of a CMC surface, a d_μ^N -parallel section α gives such a holomorphic section, and its prolongation, a so-called μ -Darboux transform, is CMC in 3-space for $\mu \in \mathbb{C} \setminus \{0, 1\}$, up to translation in 4-space, [20]. The classical Darboux transforms of a CMC surface which are CMC too are a special case of the μ -Darboux transformation and are exactly given by real or unit length spectral parameters $\mu \in S^1 \cup \mathbb{R} \setminus \{0, 1\}$. In general, μ -Darboux transforms are defined on the universal cover and closing condition can be expressed via the monodromy matrix of the connection d_μ^N .

The relevance of the generalised Darboux transform arises from its link to the spectral data of conformal torus. Recall that in the case of a harmonic torus the monodromy representation of the family d_λ^N with respect to a chosen base point on the torus is abelian and hence has simultaneous eigenlines, [37]. From the corresponding eigenvalues one can define the *spectral curve* Σ , a hyperelliptic curve over \mathbb{CP}^1 together with the holomorphic eigenline bundle over Σ . Geometrically, in case of a CMC torus, the eigenvalues correspond to so-called multipliers of d_μ^N -parallel sections and the spectral curve is essentially the set of all closed μ -Darboux transforms, [20]. Conversely, the spectral data can be used to construct all harmonic tori in terms of theta functions on the spectral curve Σ . This approach has been used to classify CMC tori by spectral data, [50, 4].

The classical Darboux transform was defined for *isothermic surfaces*, that is, surfaces which allow a conformal curvature line parametrisation: a Darboux pair (f, \check{f}) is a pair of isothermic surfaces conformally enveloping a sphere congruence. Darboux transforms are obtained as solutions to a Riccati equation [33] with real parameter $r \in \mathbb{R}_* = \mathbb{R} \setminus \{0\}$, the (isothermic) spectral parameter. This indicates that the class of isothermic surfaces constitutes an integrable system, as shown in [23]. In particular, again a family of flat connections d_r , $r \in \mathbb{R}$, can be introduced, [30, 39, 12], which completely determines the isothermic surface. Note that in contrast to the associated family of a harmonic Gauss map the family of connections of an isothermic surface in our setup is defined on a trivial \mathbb{H}^2 -bundle with real spectral parameter r . In this scenario, one can view classical Darboux transforms as the parallel sections of the connection d_r in the associated family of flat connections [36, 35]. The resulting classical Darboux transforms of a CMC surface are only CMC surfaces if an additional initial condition is satisfied.

Since CMC surfaces are isothermic we investigate the link between the Darboux transforms given by parallel sections of d_μ^N and those given by parallel sections of d_r . To this end we expand in Section 3 the family d_r , $r \in \mathbb{R}$, to a family d_ϱ with complex parameter $\varrho \in \mathbb{C}$ on the trivial \mathbb{C}^4 -bundle, see also [5]. We call the isothermic surface arising from a d_ϱ -parallel section, $\varrho \in \mathbb{C}_*$, a ϱ -Darboux transform. A ϱ -Darboux transform is a generalised Darboux transform, and a classical Darboux transform if and only if $\varrho \in \mathbb{R}_*$. As an example we show

that all closed ϱ -Darboux transforms, including all closed classical Darboux transforms, of a surface of revolution are rotation surfaces in 4-space for $\varrho \notin \mathbb{C} \setminus \{0, 1\}$ or isothermic bubbletons, which occur for special spectral parameter, the so-called *resonance points*.

Since μ -Darboux transforms are CMC but only classical Darboux transforms for $\mu \in \mathbb{R} \cup S^1 \setminus \{0, 1\}$ and, on the other hand, ϱ -Darboux transforms of isothermic surfaces are CMC for special initial conditions, we expect to see a link between the CMC spectral parameter μ and the isothermic spectral parameter ϱ . Indeed, we show in Section 4 that each μ -Darboux transform is a ϱ -Darboux transform with isothermic spectral parameter $\varrho = -\frac{(\mu-1)^2}{4\mu} \in \mathbb{C}_*$. Moreover, this indicates a 2:1 relationship between the corresponding spaces of parallel sections because the family d_λ^N gives flat connections on the trivial \mathbb{C}^2 -bundle, whereas d_λ are defined on the trivial \mathbb{C}^4 -bundle. More precisely, we show that every d_ϱ -parallel section is obtained algebraically from $d_{\mu_\pm}^N$ -parallel sections α_\pm (and the Gauss map N of the CMC surface), where $\mu_\pm = 1 - 2\varrho \pm 2i\sqrt{\varrho(1-\varrho)}$. In particular, the ϱ -Darboux transforms which are CMC are exactly the μ_+ - and μ_- -Darboux transforms. Conversely, all d_μ^N -parallel sections are algebraically determined from d_ϱ -parallel sections where ϱ is the isothermic spectral parameter given by μ .

Additionally, the explicit form of the parallel sections of the associated family d_λ in terms of sections of d_λ^N allows in Section 4 to give a geometric interpretation of the Sym-Bobenko formula for CMC surfaces as a limit of surfaces in the isothermic associated family. Here, the associated family in the isothermic integrable system is analogously to the CMC case given, [36], [11], by the gauge $d_\lambda^\Phi = \Phi^{-1} \cdot d_{\lambda+\varrho}$, where Φ is a d_ϱ -parallel endomorphism, $\varrho \in \mathbb{R}_*$.

To investigate the simple factor dressing of a CMC surface in terms of the integrable system of the isothermic surface, we first define in Section 3 a simple factor dressing by the λ -dependent gauge matrix $r_\varrho^E(\lambda)$ for complex spectral parameter $\varrho \in \mathbb{C}_*$ in terms of a d_ϱ -parallel complex line subbundle $E \subset \tilde{M} \times \mathbb{C}^4 = \tilde{\mathbb{C}}^4$. If $\varrho \in \mathbb{R}_*$ our gauge matrix $r_\varrho^E(\lambda)$ with simple pole at $\lambda = \bar{\varrho}$ coincides with the dressing matrix given in [21]. Moreover, the family of flat connections $\hat{d}_\lambda = r_\varrho^E(\lambda) \cdot d_\lambda$ is the associated family of the ϱ -Darboux transform given by the twistor projection of E , that is, the quaternionic line bundle $E\mathbb{H}$. In particular, simple factor dressing and ϱ -Darboux transformation coincide in this case.

Furthermore, given two d_ϱ -stable complex line bundles E_1, E_2 so that $W \oplus Wj = \tilde{M} \times \mathbb{H}^2$ for $W = E_1 \oplus E_2$, we define a dressing matrix r_λ^W with simple pole in $\lambda = \bar{\varrho}$ and a *2-step simple factor dressing*. Note that for $\varrho \notin \mathbb{R}$ the 2-step simple factor dressing gives surfaces which are not the original isothermic surface f . Indeed, the 2-step factor dressing is the common Darboux transform of the ϱ -Darboux transforms given by E_1 and E_2 via Bianchi permutability: in particular, the 2-step Darboux transform is non-trivial for $\varrho \notin \mathbb{R}_*$.

To compare to the simple factor dressing of a CMC surface, we recall [14] that a μ -Darboux transform of a CMC surface $f : M \rightarrow \mathbb{R}^3$ is the simple factor dressing of its parallel surface $g = f + N$ with parameter μ . Here we show that this aligns with the 2-step Darboux transformation given via Bianchi permutability by a μ -Darboux transform of f and the parallel CMC surface which is a μ -Darboux transform for $\mu = -1$. In particular, the simple factor dressing via the CMC integrable system is a 2-step simple factor dressing via the isothermic integrable system. This duality in the dressing operation appears as well when considering the third integrable system of a CMC surface.

A CMC surface is *constrained Willmore*, that is, it is a critical point of the Willmore energy under variations which preserve the conformal structure. As before, one can associate a family of flat connections d_λ^S on the trivial \mathbb{C}^4 -bundle given by the conformal Gauss map S for $\lambda \in \mathbb{C}_*$, see [8, 5]. In the case of a CMC surface, we show in Section 5 that the family can be expressed in terms of the associated family d_λ^{-N} of the parallel surface $g = f + N$ and that hence parallel sections of d_λ^S are given exactly by prolongations of parallel sections of d_λ^{-N} , up to constant sections. In particular, the μ -Darboux transforms of a CMC surface are exactly the Darboux transforms given by parallel sections of d_λ^S which are CMC.

Moreover, for suitable complex rank 2-bundles, the simple factor dressing given by the constrained Willmore property in [18] gives surfaces with harmonic right normal. In particular, amongst these simple factor dressings those with constant real part are indeed the simple factor dressings given by the CMC integrable system. This sheds a little light on the duality appearing in the simple factor dressing: the associated family d_λ^S of flat connections in case of a CMC surface is defined in terms of data of the dual surface. Finally, we show that a surface in the CMC associated family is obtained as a limit of the associated family of constrained Willmore surfaces as defined in [18] up to Möbius transformation.

Since parallel sections of all three associated families of flat connections can be algebraically recovered from parallel sections of either one of the families, we thus have demonstrated a unified view of on the three distinct integrable systems associated to a CMC surface and their transformations.

The author would like to thank Fran Burstall, Joseph Cho, Yuta Ogata and Mason Pember for many fruitful and enjoyable discussions on isothermic surfaces. This work was partially supported by the Research Institute for Mathematical Sciences, an International Joint Usage/Research Center located at Kyoto University, and the author would like to thank the members of the institute for the warm reception and support. Additionally, the author gratefully acknowledges that the work was finalised during a study leave granted by the University of Leicester.

2. PRELIMINARIES

We first give a short summary of results on conformal immersions $f : M \rightarrow \mathbb{R}^4$ from a Riemann surface M into 4-space which are needed in the following, for details and more results see [49, 15, 29, 44].

2.1. Conformal immersions. We model \mathbb{R}^4 by the quaternions $\mathbb{H} = \text{span}_{\mathbb{R}}\{1, i, j, k\}$ where $i^2 = j^2 = k^2 = -1$ and $ij = k$. The imaginary quaternions $\text{Im } \mathbb{H} = \text{span}_{\mathbb{R}}\{i, j, k\}$ can be identified with \mathbb{R}^3 and for imaginary quaternions $a, b \in \text{Im } \mathbb{H}$ we have

$$ab = -\langle a, b \rangle + a \times b$$

where we consider $\mathbb{H} = \mathbb{R} \oplus \mathbb{R}^3$, and \langle, \rangle denotes the standard inner product and \times the cross product in \mathbb{R}^3 . In particular, the 2-sphere in \mathbb{R}^3 is given by $S^2 = \{n \in \text{Im } \mathbb{H} \mid n^2 = -1\}$.

An immersion $f : M \rightarrow \mathbb{R}^4 = \mathbb{H}$ is conformal if and only if there exists a pair $(N, R) : M \rightarrow S^2 \times S^2$ with

$$*df = Ndf = -dfR$$

where $*\omega(X) = \omega(JX)$ for $X \in TM$ and ω a 1-form. Here J is the complex structure on the tangent space of the Riemann surface M . Identifying the Grassmannian of 2-planes in \mathbb{R}^4 with $\text{Gr}_2(\mathbb{R}^4) = S^2 \times S^2$ the pair (N, R) is the Gauss map of the immersion f . In particular, the tangent and normal space of f are uniquely determined by (N, R) as

$$(2.1) \quad df_p(T_p M) = \{v \in \mathbb{H} \mid Nv + vR = 0\}, \quad \perp_f = \{v \in \mathbb{H} \mid Nv - vR = 0\}.$$

We call N and R the *left* and *right normal* of f . Note that $f : M \rightarrow \mathbb{R}^3$ if and only if $N = R$.

The *mean curvature vector* \mathcal{H} of $f : M \rightarrow \mathbb{R}^4$ satisfies

$$\overline{\mathcal{H}}df = \frac{1}{2}(*dR + RdR), \quad df\overline{\mathcal{H}} = -\frac{1}{2}(*dN + NdN)$$

Denoting $H = -\overline{\mathcal{H}}N = -R\overline{\mathcal{H}}$, the above equations are equivalent to

$$(2.2) \quad -Hdf = (dR)', \quad -dfH = (dN)'$$

where $(dR)' = \frac{1}{2}(dR - R * dR)$, $(dN)' = \frac{1}{2}(dN - N * dN)$ denote the $(1,0)$ parts of the 1-forms dR and dN with respect to the complex structures given by left multiplication by R and N respectively. If $f : M \rightarrow \mathbb{R}^3$ then $H : M \rightarrow \mathbb{R}$ is the mean curvature of f .

The Willmore energy of a conformal immersion $f : M \rightarrow \mathbb{R}^4$ is given by

$$W(f) = \int_M (|H|^2 - K - K^\perp) |df|^2$$

where K is the Gauss curvature of f and K^\perp is the normal curvature of f . If $f : M \rightarrow \mathbb{R}^3$ then $K^\perp = 0$ and we obtain the classical Willmore energy of a conformal immersion f . In terms of the Gauss map of f , the integrand of the Willmore energy is given as

$$(|H|^2 - K - K^\perp) |df|^2 = \frac{1}{4} |*dR - RdR|^2.$$

Since the classes of isothermic surfaces and of constrained Willmore surfaces are Möbius invariant, we can also consider surfaces into $S^4 = \mathbb{HP}^1$. The orientation perserving Möbius transformations are given by $\text{GL}(2, \mathbb{H})$: $v\mathbb{H} \in \mathbb{HP}^1 \mapsto (Av)\mathbb{H}$, $A \in \text{GL}(2, \mathbb{H})$. In the following we identify a map $f : M \rightarrow \mathbb{HP}^1$ into quaternionic projective space \mathbb{HP}^1 with the line subbundle of the trivial \mathbb{H}^2 bundle $\underline{\mathbb{H}}^2 = M \times \mathbb{H}^2$ over M which is given by

$$f(p) = L_p.$$

The derivative of f is given by $\delta = \pi_L d$ where $\pi_L : \underline{\mathbb{H}}^2 \rightarrow \underline{\mathbb{H}}^2/L$ denotes the canonical projection.

If $f : M \rightarrow \mathbb{R}^4$ then we will denote by $L = \psi\mathbb{H}$ the associated line bundle of f and by $\infty = e\mathbb{H}$ the point at infinity where

$$\psi = \begin{pmatrix} f \\ 1 \end{pmatrix}, \quad e = \begin{pmatrix} 1 \\ 0 \end{pmatrix}$$

so that $\underline{\mathbb{H}}^2 = L \oplus \infty$. Moreover, the left normal $N : M \rightarrow S^2$ induces a complex structure on the line bundle L by setting $J\psi = -\psi N$ and f is conformal if and only if

$$*\delta\psi = \delta J\psi$$

since $\delta\psi = \begin{pmatrix} df \\ 0 \end{pmatrix}$ when identifying $e\mathbb{H} = \mathbb{H}^2/L$ via the isomorphism $\pi_L|_{e\mathbb{H}} : e\mathbb{H} \rightarrow \mathbb{H}^2/L$.

The conformal Gauss map S of a conformal immersion $f : M \rightarrow \mathbb{R}^4$ is [15] the unique complex structure $S \in \text{End}_{\mathbb{H}}(\mathbb{H}^2)$ such that

$$SL = L, S|_L = J, dSL \in \Omega^1(L), A\mathbb{H}^2 \subset L$$

where A is the *Hopf field* of S , that is,

$$A = \frac{1}{4}(SdS + *dS).$$

Then f is a Willmore surface, that is, a critical point of the Willmore energy, if and only if S is harmonic, that is, $d * A = 0$, see [10, 15]. The conformal immersion f is called *constrained Willmore* if there exists $\eta \in \Omega^1(\text{Hom}(\mathbb{H}^2/L, L))$ with $d(*A + \eta) = 0$ and $*\eta = S\eta = \eta S$, see [8]: a constrained Willmore surface is a critical point of the Willmore energy under variations that preserve the conformal structure.

2.2. Isothermic surfaces. We first give a short review of known results on isothermic surfaces which are relevant for our paper. For more historical background and details see for example [35, 11, 16, 33, 24].

For the purposes of the paper, it is useful to define isothermic surfaces in terms of the Christoffel transformation.

Definition 2.1 ([22, 34]). Let $f : M \rightarrow \mathbb{R}^4$ be a conformal immersion. Then f is called *isothermic* if there exists a conformal, branched immersion $f^d : \tilde{M} \rightarrow \mathbb{R}^4$ on the universal cover \tilde{M} of M such that

$$(2.3) \quad df \wedge df^d = df^d \wedge df = 0.$$

In this case, f^d is called a *dual surface* (or *Christoffel transform*) of f .

Note that (2.3) implies by type considerations that $*df^d = -Rdf^d = df^d N$ where (N, R) is the Gauss map of f . Moreover, since (2.3) is symmetric in f and f^d , we see that if f is isothermic so is its dual surface f^d . The dual surface is unique up to homothety and translation, except in the case when the surface is part of a round sphere, see e.g. [33]. We will exclude these case in the following discussions.

Let $z = x + iy$ be a conformal curvature line parametrisation of an isothermic surface f , that is, z is a conformal coordinate

$$f_y = Nf_x = -f_x R$$

with f_{xy} tangential, that is

$$Nf_{xy} + f_{xy}R = 0.$$

Then

$$(2.4) \quad df^d = f_x^{-1}dx - f_y^{-1}dy$$

satisfies

$$df^d \wedge df = (f_x^{-1}f_y + f_y^{-1}f_x)dx \wedge dy = (f_x^{-1}f_y + f_y^{-1}f_x)dx \wedge dy = 0.$$

Here we used that $f_x = f_y R$ and thus $f_x^{-1} = -Rf_y^{-1}$. Similarly, one can show $df \wedge df^d = 0$ and, using the condition that f_{xy} is tangential that df^d is a closed 1-form. Therefore,

we see that there exists locally a dual surface f^d of f : surfaces which admit a (local) conformal curvature line parametrisation are isothermic.

Example 2.2. We will give some examples of isothermic surfaces which will be relevant in the following.

- (1) If $f : M \rightarrow \mathbb{R}^3$ is a conformal surface of revolution then we can parametrise

$$f(x, y) = ip(x) + jq(x)e^{-iy}$$

where (p, q) is a unit speed curve in the hyperbolic plane, that is, $(p')^2 + (q')^2 = q^2$. It is a straight-forward computation, see e.g. [35], to show that the 1-form

$$\omega = -\frac{ip'(x) + jq'(x)e^{-iy}}{q^2(x)}dx - j\frac{i}{q(x)}e^{-iy}dy$$

is closed and thus there exists locally a surface of revolution f^d given by $df^d = \omega$. In particular, f and f^d are isothermic since $df^d \wedge df = df \wedge df^d = 0$.




FIGURE 1. Surface of revolution $f(x, y) = i(-x + \frac{x^3}{3}) + j(1 + x^2)e^{-iy}$ and its dual surface $f^d(x, y) = \frac{ix}{1+x^2} + j\frac{1}{1+x^2}e^{-iy}$.

- (2) Another example of isothermic surfaces are CMC surfaces. If $f : M \rightarrow \mathbb{R}^3$ has non-vanishing constant mean curvature H , we will always assume without loss of generality that $H = 1$. Then (2.2) shows that the parallel CMC surface $g = f + N$ is a dual surface of f (if f is not the round sphere): we have $dg = df + dN = \frac{1}{2}(dN + N * dN)$ so that $*dg = -Ndg = dgN$. Again, this shows that $dg \wedge df = df \wedge dg = 0$ and both f and its parallel surface g are isothermic. Note that in general in isothermic coordinates $dg = \varrho_0(f_x^{-1}dx - f_y^{-1}dy)$ with $\varrho_0 \in \mathbb{R}_* = \mathbb{R} \setminus \{0\}$ and g is only up to scale (and translation) the isothermic surface defined by (2.4).

In the following we will use the parallel CMC surface $g = f + N$ as dual surface, and hence implicitly exclude the round sphere by assuming that g is a branched conformal immersion.

2.3. The classical Darboux transformation. An alternative way to characterise isothermic surfaces is by the classical Darboux transformation given by its geometric properties. For us however it is convenient to describe Darboux transforms by solutions to a Riccati equation in terms of the dual surface:

Definition 2.3 ([24, 33]). Let $f : M \rightarrow \mathbb{R}^4$ be isothermic with dual surface $f^d : \tilde{M} \rightarrow \mathbb{R}^4$. If $T : \tilde{M} \rightarrow \mathbb{R}^4 \setminus \{0\}$ satisfies the Riccati equation

$$(2.5) \quad dT = -df + Tdf^d r T$$

for some $r \in \mathbb{R}_*$ then $\hat{f} = f + T$ is called a *classical Darboux transform* of f .

Remark 2.4. If T is not vanishing, but $T(p) = 0$ for isolated $p \in M$, we call $\hat{f} = f + T$ a *singular Darboux transform*, see [7]. In this case, \hat{f} is branched at the zeros of T since $d\hat{f} = Tdf^d r T$.

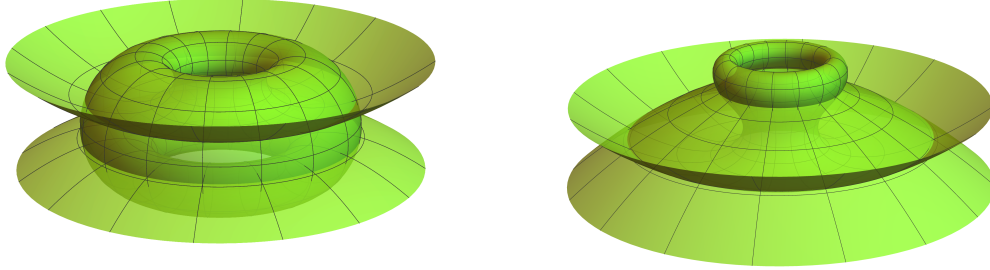


FIGURE 2. Classical Darboux transforms of the surface of revolution $f(x, y) = i(-x + \frac{x^3}{3}) + j(1 + x^2)e^{-iy}$ at spectral parameter $r = \frac{3}{4}$, with different initial conditions. We give a complete description of all Darboux transforms of a surface of revolution in Example 3.8.

Note that a classical Darboux transform \hat{f} is conformal with left normal $\hat{N} = -TRT^{-1}$ and right normal $\hat{R} = -TNT^{-1}$ since $d\hat{f} = Tdf^d r T$ and $*df^d = -Rdf^d = df^d N$.

Since $dT^{-1} = -T^{-1}dT T^{-1}$ we see that if T satisfies (2.5) then $T^d = \frac{1}{r}T^{-1}$ satisfies the Riccati equation $dT^d = -df^d + T^d df r T^d$:

Theorem 2.5 ([24, 33]). *If f^d is a fixed dual surface of the isothermic f , and $\hat{f} = f + T$ is a classical Darboux transform of f with parameter $r \in \mathbb{R}_*$ then $\hat{f}^d = f^d + \frac{1}{r}T^{-1}$ is a classical Darboux transform of f^d with parameter r . In particular, a classical Darboux transform \hat{f} of an isothermic surface is isothermic with dual surface \hat{f}^d .*

Proof. Since $d\hat{f}^d = \frac{1}{r}T^{-1}df T^{-1}$ we see that \hat{f}^d has left normal $\hat{N}^d = -\hat{R}$ and right normal $\hat{R}^d = -\hat{N}$ so that $d\hat{f}^d \wedge d\hat{f} = d\hat{f} \wedge d\hat{f}^d = 0$ by type arguments. \square

Geometrically, a classical Darboux pair (f, \hat{f}) in \mathbb{R}^3 is determined by a sphere congruence which envelopes both surfaces, [24, 35]: the radius and centres of the spheres are given by $r(T) = \frac{|T|^2}{2\langle T, N \rangle}$ and $m = f + r(T)N$ respectively where $T = \hat{f} - f$. In the case when the Darboux transform \hat{f} is singular, the enveloping sphere congruence degenerates to a point at $p \in M$ with $T(p) = 0$.

2.4. The associated family of flat connections. It is known that the classical Darboux transformation is given by parallel sections of an associated \mathbb{R} -family of flat connections, see e.g. [35, 12, 13]: this indicates that isothermic surfaces form an integrable system as shown in [23].

For $t \in \mathbb{R}$ the family

$$d_t = d + \omega_t, \quad \omega_t = \begin{pmatrix} 0 & df \\ df^d t & 0 \end{pmatrix},$$

of connections on $M \times \mathbb{H}^2$ is flat: since $df \wedge df^d = df^d \wedge df = 0$ we see that $d\omega_t = 0$ and $\omega_t \wedge \omega_t = 0$. If for fixed $r \in \mathbb{R}_*$ the section $\phi = \begin{pmatrix} \alpha \\ \beta \end{pmatrix} \in \Gamma(\tilde{\mathbb{H}}^2)$ is a non-trivial d_r -parallel section of the trivial \mathbb{H}^2 bundle $\tilde{\mathbb{H}}^2 = \tilde{M} \times \mathbb{H}^2$ over the universal cover \tilde{M} of M , that is,

$$d\alpha = -df\beta, d\beta = -df^d\alpha r,$$

then $T = \alpha\beta^{-1} : \tilde{M} \rightarrow \mathbb{HP}^1$ is a solution to the Riccati equation (2.5) with parameter r and $\hat{f} = f + T$ is a (possibly singular) classical Darboux transform of f . Note that a Darboux transform is closed if and only if φ is a *section with multiplier*, [7], that is, $\gamma^*\varphi = \varphi h_\gamma$ for $\gamma \in \pi_1(M)$, which is equivalent to $\gamma^*\alpha = \alpha h_\gamma$ since $d\alpha = -df\beta$ and $\varphi = e\alpha + \psi\beta$.

Conversely, given a solution T to the Riccati equation with parameter r the connection $d^T = d + T^{-1}d\hat{f}$, $\hat{f} = f + T$, is flat. Then any d^T -parallel section β on \tilde{M} gives a d_r -parallel section by putting $\alpha = T\beta$ and $\phi = \begin{pmatrix} \alpha \\ \beta \end{pmatrix} \in \Gamma(\tilde{\mathbb{H}}^2)$: since $T^{-1}d\hat{f}\beta = df^d r\alpha$ we have $d\beta = -df^d r\alpha$ and

$$d\alpha = dT\beta + Td\beta = -df\beta.$$

If the isothermic surface $f : M \rightarrow \mathbb{R}^3$ is in 3-space then the classical Darboux transform is in 3-space with the correct choice of initial data for the Riccati equation:

Theorem 2.6 (see e.g. [35]). *Let $f : M \rightarrow \mathbb{R}^3$ be isothermic and $r \in \mathbb{R}$. Then there exists a 3-parameter family of classical Darboux transforms with parameter r so that $\hat{f} \in \mathbb{R}^3$.*

Conversely, every family of flat connections of the correct form determines an isothermic surface. To see this, we will consider a second family of flat connections, given by the gauge

$$d_t = F \cdot d_t = d + FdF^{-1} + F\omega_t F^{-1}, \quad F = \begin{pmatrix} 1 & f \\ 0 & 1 \end{pmatrix}, \quad t \in \mathbb{R},$$

of d_t . We see that $d_t = d + t\eta$ with *retraction form*

$$\eta = \begin{pmatrix} fdf^d & -fdf^d f \\ df^d & -df^d f \end{pmatrix}.$$

Note that $\text{im } \eta \subset L \subset \ker \eta$ where $L = \psi\mathbb{H} = \begin{pmatrix} f \\ 1 \end{pmatrix} \mathbb{H}$ is the line bundle of f , and thus the flatness of d_t implies that $d\eta = 0$ since $\eta \wedge \eta = 0$.

Theorem 2.7 ([35, 12, 13, 21]). *Let η be a non-trivial retraction form, that is, $\eta \in \Omega^1(\text{End}(\tilde{\mathbb{H}}^2))$ such that $\eta^2 = 0$ and $d\eta = 0$. Then*

$$d_t = d + t\eta, t \in \mathbb{R},$$

is a \mathbb{R} -family of flat connections. Moreover, if the associated line bundle L of an immersion $f : M \rightarrow \mathbb{H} = \mathbb{R}^4$ satisfies $\text{im } \eta \subset L \subset \ker \eta$ then f is isothermic. Conversely, every isothermic surface $f : M \rightarrow \mathbb{R}^4$ arises this way.

Remark 2.8. The above theorem holds more generally for surfaces in the 4-sphere: an isothermic surface in the 4-sphere is the line bundle given by the kernel of a non-trivial retraction form. This way we obtain a conformal theory. However, since we want to compare the integrable systems of a CMC surface, which has an Euclidean theory, we stated the theorem here for surfaces in 4-space.

The \mathbb{R} -family of flat connections d_t allows to define a variety of transforms including the associated family of isothermic surfaces:

Theorem 2.9 (see [32, 11]). *Let $f : M \rightarrow \mathbb{R}^4$ be isothermic and $d_t = d + t\eta$, $t \in \mathbb{R}$, be its associated family of flat connections. Let $r \in \mathbb{R}_*$ and $\Phi \in \Gamma(\text{End}_{\mathbb{H}}(\tilde{\mathbb{H}}^2))$ with $(d\Phi)\Phi^{-1} = -r\eta$. Then*

$$\eta^\Phi = \Phi^{-1}\eta\Phi$$

is a retraction form. In particular, if

$$\Phi^{-1}L = \begin{pmatrix} f^\Phi \\ 1 \end{pmatrix} \mathbb{H}$$

then the isothermic surface $A_{\Phi,r}(f) = f^\Phi : \tilde{M} \rightarrow \mathbb{H}$ with associated family $d_t^\Phi = d + t\eta^\Phi$ is called a Calapso transform of f .

Moreover, if $f : M \rightarrow \mathbb{R}^3$ then f^Φ is, up to Möbius transformation, in the 3-sphere.

Note that the associated family of f^Φ is given by $d_t^\Phi = \Phi^{-1} \cdot d_{t+r}$ since $\Phi^{-1} \cdot d_r = d$ and $d_{t+r} = d_r + t\eta$.




FIGURE 3. Elements of the associated family of the surface of revolution $f(x, y) = i(-x + \frac{x^3}{3}) + j(1 + x^2)e^{-iy}$, for $r = -\frac{1}{5}$, $r = \frac{1}{4}$ and $r = \frac{3}{4}$.

2.5. Holomorphic sections and (generalised) Darboux transformation. In [7] the notion of a Darboux transformation was extended to give a geometric interpretation of the spectral curve of a conformal torus as, essentially, the set of its closed Darboux transforms. This generalised Darboux transformation can geometrically be understood as a weakening of the enveloping condition but for our purposes we will use the following definition:

Definition 2.10 ([7]). Let $f : M \rightarrow \mathbb{H}$ be a conformal immersion with associated line bundle L . We denote by $\tilde{L} \subset \tilde{\mathbb{H}}^2$ the induced line bundle on the universal cover \tilde{M} of M .

If $\varphi \in \Gamma(\tilde{\mathbb{H}}^2)$ satisfies $d\varphi \in \Omega^1(\tilde{L})$ and $\mathbb{H}^2 = \varphi_p \mathbb{H} \oplus \tilde{L}_p$ for all $p \in \tilde{M}$, then $\hat{L} = \varphi \mathbb{H}$ is called a *Darboux transform* of f .

Remark 2.11. As before, if $\varphi(p) \in \tilde{L}_p$ for some $p \in \tilde{M}$ then \hat{f} is called a *singular Darboux transform*. In the case when $f : \tilde{M} \rightarrow \mathbb{R}^3$ this means that the enveloping sphere congruence degenerates to a point, and \hat{f} is branched.

Darboux transforms are obtained by prolongation of holomorphic sections: the left normal of an immersion $f : M \rightarrow \mathbb{H}$ defines a quaternionic holomorphic structure D , see [29], on \mathbb{H}^2/L by setting

$$D(e\alpha) = \frac{1}{2}e(d\alpha + N * d\alpha).$$

Here we identify $\infty = \mathbb{H}^2/L$ via the isomorphism $\pi|_{e\mathbb{H}}$ where $\pi : \mathbb{H}^2 \rightarrow \mathbb{H}^2/L$ is the canonical projection. For any $e\alpha \in H^0(\tilde{M} \times e\mathbb{H}) = \ker D$ there exists a unique *prolongation* $\varphi \in \Gamma(\tilde{\mathbb{H}}^2)$, that is, φ is a lift of $e\alpha$ such that $\pi d\varphi = 0$. Then $\hat{L} = \varphi \mathbb{H}$ is a (possibly singular) Darboux transform of f , and every Darboux transform of f arises this way, [7].

As before, closed Darboux transforms are given by holomorphic sections with multipliers, i.e., $\gamma^*\varphi = \varphi h_\gamma$, for all $\gamma \in \pi_1(M)$.

If $f : M \rightarrow \mathbb{R}^4$ is isothermic with dual surface f^d then any d_r -parallel section $\varphi = e\alpha + \psi\beta \in \Gamma(\tilde{\mathbb{H}}^2)$, $r \in \mathbb{R}_*$, defines a holomorphic section: Since $d\alpha = -df\beta$ we see that $*d\alpha = Nd\alpha$ and $e\alpha$ is a holomorphic section. Moreover, φ is a prolongation of $e\alpha$ since $\pi\varphi = e\alpha$ and $d\varphi = -r\eta\varphi \in \Omega^1(\tilde{L})$. But then the line bundle $\hat{L} = \varphi \mathbb{H}$ has affine coordinate $\hat{f} = f + \alpha\beta^{-1}$, and the classical Darboux transformation is indeed a Darboux transformation in the more general sense.

The classical Bianchi permutability theorem [1] extends to the more general transformation:

Theorem 2.12 (Bianchi permutability [7]). *Let $f : M \rightarrow \mathbb{R}^4$ be conformal and $e\alpha_1, e\alpha_2$ be holomorphic sections with $\alpha_1(p) \neq \alpha_2(p)$ for all $p \in \tilde{M}$ and prolongations φ_1 and φ_2 respectively. If the Darboux transforms $L_1 = \varphi_1 \mathbb{H}, L_2 = \varphi_2 \mathbb{H}$ are immersed, then there is a common (possibly singular) Darboux transform $\hat{L} = \hat{\varphi} \mathbb{H}$ of L_1 and L_2 given by*

$$\varphi = \varphi_1 - \varphi_2 \chi$$

where χ is given by $d\varphi_1 = (d\varphi_2)\chi$.

Proof. Since $d\varphi_1, d\varphi_2 \in \Omega^1(\tilde{L})$ are 1-forms in the line bundle \tilde{L} of f there is $\chi : \tilde{M} \rightarrow \mathbb{H}$ with $d\varphi_1 = (d\varphi_2)\chi$. Then $d\varphi = -\varphi_2 d\chi \in \Omega^1(L_2)$ and \hat{L} is a Darboux transform of L_2 . Similarly, \hat{L} is a Darboux transform of L_1 . \square

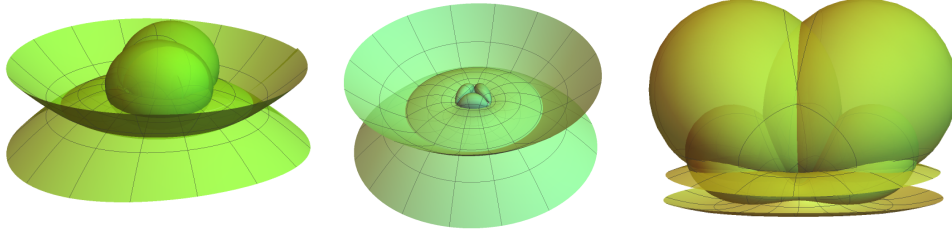


FIGURE 4. The surface on the right is the common Darboux transform of the two Darboux transforms on the left (with spectral parameter $\frac{3}{4}$ and 2 respectively) of the surface of revolution $f(x, y) = i(-x + \frac{x^3}{3}) + j(1 + x^2)e^{-iy}$.

3. ISOTHERMIC SURFACES

In this paper, we discuss the link between the various integrable systems of a CMC surface. Since the Gauss map of a CMC surface is harmonic, there exists a \mathbb{C}_* -family of flat connections on the trivial \mathbb{C}^2 -bundle, [37], where we denote $\mathbb{C}_* = \mathbb{C} \setminus \{0\}$. On the other hand a CMC surface is isothermic and we have seen that every isothermic surfaces gives rise to an associated family of flat connections d_t with real parameter $t \in \mathbb{R}$ on the trivial \mathbb{H}^2 -bundle. To compare these families, we first extend the family of quaternionic connections d_t to allow for a complex parameter. We then discuss the link between generalisations of the classical Darboux transformation and the simple factor dressing for complex parameters.

3.1. A \mathbb{C} -family of flat connections. Choosing the complex structure I which operates by right multiplication by the quaternion i on \mathbb{H}^2 we can identify $(\mathbb{H}^2, I) = \mathbb{C}^4$. In particular, the associated family d_t , $t \in \mathbb{R}$, of the isothermic surface $f : M \rightarrow \mathbb{R}^4$ can be seen as a family of flat connections on the trivial \mathbb{C}^4 -bundle $(M \times \mathbb{H}, I) = M \times \mathbb{C}^4$.

This allows to use a complex parameter λ instead of the real parameter t to obtain a \mathbb{C} -family of connections on $\underline{\mathbb{C}}^4 = M \times \mathbb{C}^4$ by setting

$$d_\lambda = d + \omega_\lambda$$

where

$$\omega_\lambda = \begin{pmatrix} 0 & df \\ 0 & 0 \end{pmatrix} + \lambda \cdot \begin{pmatrix} 0 & 0 \\ df^d & 0 \end{pmatrix}$$

and λ acts by right multiplication by $\lambda \in \mathbb{C} = \text{span}_{\mathbb{R}}\{1, i\}$. Then d_λ is flat since $d\omega_\lambda = \omega_\lambda \wedge \omega_\lambda = 0$ where we used that $df \wedge df^d = df^d \wedge df = 0$. Note that d_λ is a complex connection which is only quaternionic when $\lambda \in \mathbb{R}$. A section $\phi = \begin{pmatrix} \alpha \\ \beta \end{pmatrix}$ is d_ϱ -parallel, $\varrho \in \mathbb{C}_*$, if and only

$$(3.1) \quad \begin{aligned} d\alpha &= -df\beta \\ d\beta &= -df^d\alpha\varrho. \end{aligned}$$

As before, we consider the gauge by F of d_λ to obtain the family of flat connections as given in [5]

$$d_\lambda = F \cdot d_\lambda = d + FdF^{-1} + F\omega_\lambda F^{-1}, \quad F = \begin{pmatrix} 1 & f \\ 0 & 1 \end{pmatrix},$$

so that $d_\lambda = d + \lambda\eta$ with retraction form

$$\eta = \begin{pmatrix} fdf^d & -fdf^d f \\ df^d & -df^d f \end{pmatrix}.$$

Note that we again use that λ operates by right multiplication. As before $\text{im } \eta \subset L \subset \ker \eta$ and thus the flatness of d_λ implies that $d\eta = 0$ since $\eta \wedge \eta = 0$. Thus, the result in Theorem 2.7 extends from the case $t \in \mathbb{R}$ to the case $\lambda \in \mathbb{C}$:

Theorem 3.1. *Let η be a non-trivial retraction form, that is, $\eta \in \Omega^1(\text{End}(\mathbb{H}^2))$ such that $\eta^2 = 0$ and $d\eta = 0$. Then*

$$d_\lambda = d + \lambda\eta$$

is a \mathbb{C} -family of flat connections. Moreover, if the associated line bundle L of an immersion $f : M \rightarrow \mathbb{H} = \mathbb{R}^4$ satisfies $\text{im } \eta \subset L \subset \ker \eta$ then f is isothermic. Conversely, every isothermic surface $f : M \rightarrow \mathbb{R}^4$ arises this way.

We conclude this section by giving the affine coordinate of a surface in the associated family of an isothermic surface.

Theorem 3.2. *Let $f : M \rightarrow \mathbb{R}^3$ be an isothermic surface. For $r \in \mathbb{R}_*$ every Calapso transform $A_{\Phi,r}(f) = f^\Phi : \tilde{M} \rightarrow \mathbb{R}^3$ of f is given by*

$$f^\Phi = -\alpha_1^{-1}\alpha_2$$

where $\Phi = (\varphi_1, \varphi_2)$ and $\varphi_i = e\alpha_i + \psi\beta_i$ are \mathbb{H} -linearly independent d_r -parallel sections.

Proof. Let $f^\Phi : \tilde{M} \rightarrow \mathbb{R}^4$ be a Calapso transform of f given by an invertible Φ satisfying $(d\Phi)\Phi^{-1} = -r\eta$, that is, $f^\Phi : \tilde{M} \rightarrow \mathbb{R}^4$ is the affine coordinate of $\Phi^{-1}L$. Since $\varphi_i = e\alpha_i + \psi\beta_i$ are d_r -parallel and the sections $e\alpha_i \in H^0(\widetilde{\mathbb{H}^2}/L)$ are holomorphic. Thus, see [29], the holomorphic sections $e\alpha_i$, and thus also α_i , have isolated zeros.

We write $\Phi = FM$ where

$$M = (\phi_1, \phi_2) = \begin{pmatrix} \alpha_1 & \alpha_2 \\ \beta_1 & \beta_2 \end{pmatrix}, \quad F = \begin{pmatrix} 1 & f \\ 0 & 1 \end{pmatrix}.$$

Then M is invertible and ϕ_1, ϕ_2 are \mathbb{H} -independent d_r -parallel sections. Thus, f^Φ is given by the affine coordinate of

$$\Phi^{-1}L = M^{-1} \begin{pmatrix} 0 \\ 1 \end{pmatrix} \mathbb{H}.$$

We now consider $m = \beta_1 - \beta_2\alpha_2^{-1}\alpha_1$ away from the isolated zeros of α_2 . If $m = 0$ then $\beta_1 = \beta_2\alpha_2^{-1}\alpha_1$ shows $\phi_1 = \phi_2(\alpha_2^{-1}\alpha_1)$. Since both sections ϕ_1 and ϕ_2 are d_r -parallel, this implies that $\alpha_2^{-1}\alpha_1$ is constant, contradicting the fact that M is invertible. Thus, $m \neq 0$ and since $d\alpha_i = -df^d\beta_i$, $d\beta_i = -df^d\alpha_i r$ we have $dm = (\beta_2\alpha_2^{-1})dfm$ so that m is (branched) conformal with isolated zeros. Away from the isolated zeros of α_2 and m we have

$$M^{-1} = \begin{pmatrix} -m^{-1}\beta_2\alpha_2^{-1} & m^{-1} \\ \alpha_2^{-1}\alpha_1 m^{-1}\beta_1\alpha_1^{-1} & -\alpha_2^{-1}\alpha_1 m^{-1} \end{pmatrix}$$

and thus, away from the isolated zeros of α_1, α_2 and m ,

$$f^\Phi = -\alpha_1^{-1}\alpha_2.$$

Since by assumption $f^\Phi : \tilde{M} \rightarrow \mathbb{R}^4$ this extends into the isolated zeros of α_1, α_2 and m . \square

Remark 3.3. Note that the closing conditions for f^Φ are now given by left multipliers of the holomorphic sections: f^Φ is closed if and only if α_1, α_2 have the same left multiplier h , that is, $\gamma^*\alpha_i = h_\gamma\alpha_i$ for all $\gamma \in \pi_1(M)$, $i = 1, 2$.

3.2. The ϱ -Darboux transformation. We will now consider Darboux transforms which arise from parallel sections of the extended associated family d_λ , $\lambda \in \mathbb{C}$. These transforms are again isothermic, see [5], but still extend the notion of the classical Darboux transformation:

Definition 3.4. Let $f : M \rightarrow \mathbb{R}^3$ be an isothermic surface with dual surface f^d , and $\varrho \in \mathbb{C}_*$ fixed. Let $\phi = \begin{pmatrix} \alpha \\ \beta \end{pmatrix} \in \Gamma(\tilde{\mathbb{H}}^2)$ be a d_ϱ -parallel section such that

$$T = \alpha\beta^{-1} : \tilde{M} \rightarrow \mathbb{R}^4 \setminus \{0\}.$$

Then $D_{\phi, \varrho}(f) = f + T$ is called a ϱ -Darboux transform of f .

Remark 3.5. We also note that as before, we obtain a *singular Darboux transform* if $f(p) = \hat{f}(p)$ for isolated $p \in \tilde{M}$.

We give an independent proof that ϱ -Darboux transforms are isothermic by determining the dual surface of the Darboux transform as in Theorem 2.5:

Theorem 3.6. Let $f : M \rightarrow \mathbb{R}^3$ be an isothermic surface with dual surface f^d , and $\varrho \in \mathbb{C}_*$ fixed. Let $\phi = \begin{pmatrix} \alpha \\ \beta \end{pmatrix} \in \Gamma(\tilde{\mathbb{H}}^2)$ be a d_ϱ -parallel section such that

$$T = \alpha\beta^{-1} : \tilde{M} \rightarrow \mathbb{R}^4 \setminus \{0\}.$$

Then the ϱ -Darboux transform $\hat{f} = f + T$ is isothermic and its dual surface $(\hat{f})^d = f^d + T^d$ is a ϱ -Darboux transform of f^d where $T^d = \beta\varrho^{-1}\alpha^{-1}$, that is

$$(D_{\phi, \varrho}(f))^d = D_{\phi^d, \varrho}(f^d)$$

where $\phi^d = \begin{pmatrix} \beta\varrho^{-1} \\ \alpha \end{pmatrix}$. Moreover, T satisfies

$$(3.2) \quad dT = -df + Tdf^d\hat{\varrho}T$$

where $\hat{\varrho} = \alpha\varrho\alpha^{-1}$.

Remark 3.7. The equation (3.2) generalises the Riccati type equation (2.5). Note however, that $\hat{\varrho}$ is not constant and depends on the parallel section ϕ , that is, we cannot find ϱ -Darboux transforms by solving this Riccati type equation. However, its structure allows to carry over results from the theory of classical Darboux transforms to the ϱ -Darboux transformation.

Proof. Note that a section $\phi = \begin{pmatrix} \alpha \\ \beta \end{pmatrix}$ is d_ϱ -parallel if and only if $\varphi = e\alpha + \psi\beta$ is d_ϱ -parallel.

In this case, φ is the prolongation of the holomorphic section $e\alpha$. In particular, $\hat{L} = \varphi\mathbb{H}$ is a Darboux transform of f .

Next, since $d_\varrho\phi = 0$ we have

$$d\alpha = -df\beta, \quad d\beta = -df^d\alpha\varrho$$

so that

$$dT = -df + Tdf^d\hat{\varrho}T$$

where $\hat{\varrho} = \alpha\varrho\alpha^{-1}$, that is,

$$(3.3) \quad d\hat{f} = Tdf^d\hat{\varrho}T.$$

Putting $\alpha^d = \beta\varrho^{-1}$ and $\beta^d = \alpha$ we obtain a solution of the equations (3.1) for the dual surface f^d , that is,

$$d\alpha^d = -df^d\beta^d, \quad d\beta^d = -df\alpha^d\varrho.$$

Therefore, $\phi^d = \begin{pmatrix} \alpha^d \\ \beta^d \end{pmatrix}$ is parallel with respect to the flat connection d_ϱ^d in the family of flat connections of the dual surface f^d . In particular, $\widehat{f^d} = f^d + T^d$ is a ϱ -Darboux transform of f^d with $T^d = \beta\varrho^{-1}\alpha^{-1}$ satisfying the Riccati type equation

$$(3.4) \quad dT^d = -df^d + T^d df \beta \varrho \beta^{-1} T^d,$$

and thus

$$(3.5) \quad d\widehat{f^d} = T^d df \beta \varrho \beta^{-1} T^d.$$

Now $d\hat{f} \wedge d\widehat{f^d} = Tdf^d\hat{\varrho}T \wedge T^d df \beta \varrho \beta^{-1} T^d = 0$ since $\hat{\varrho}TT^d = \alpha\varrho\alpha^{-1}\alpha\beta^{-1}\beta\varrho^{-1}\alpha^{-1} = 1$ and $df^d \wedge df = 0$. Similarly, $\beta\varrho\beta^{-1}T^dT = 1$ and $df \wedge df^d = 0$ give $d\widehat{f^d} \wedge d\hat{f} = 0$. This shows that $\widehat{f^d}$ is a dual surface of \hat{f} and thus both \hat{f} and $\widehat{f^d}$ are isothermic. \square

Example 3.8. At this point it might be instructive to compute the ϱ -Darboux transforms of a surface of revolution $f(x, y) = ip(x) + jq(x)e^{-iy}$, $(p')^2 + (q')^2 = q^2$, for $\varrho \in \mathbb{C}_*$. We assume that the dual surface is given by $df^d = f_x^{-1}dx - f_y^{-1}dy$. We observe that $d\alpha = -df\beta$, $d\beta = -df^d\alpha\varrho$ give the differential equation

$$\alpha_{yy} - i\alpha_y + \alpha\varrho = 0$$

which has solutions

$$\alpha^\pm = e^{\frac{iy}{2}} c^\pm e^{\pm \frac{isy}{2}}$$

where $s = \sqrt{1 + 4\varrho}$ and c^\pm are \mathbb{H} -valued functions, independent of y . We observe that α^\pm have multiplier $h^\pm = -e^{\pm i\pi s}$.

Note that all solutions for $\varrho \neq -\frac{1}{4}$ arise as $\alpha = \alpha_+ + \alpha_-$. For $\varrho = -\frac{1}{4}$ the general solution is of the form $\alpha = e^{\frac{iy}{2}}(c_1 + yc_2)$. Since we are interested in closed Darboux transforms, that is, 2π -periodic α in the parameter y , it is therefore enough to consider again $\alpha = \alpha^\pm$ since in this case $s = 0$ and thus $\alpha^+ = \alpha^- = e^{\frac{iy}{2}}c$ for some \mathbb{H} -valued, y -independent function c .

Since $d\alpha = -df\beta$ we have $*d\alpha = Nd\alpha$ where the Gauss map N of f is given by

$$N(x, y) = \frac{1}{q(x)}(iq'(x) - jp'(x)e^{-iy}).$$

To find explicit solutions for α , one has to find the complex functions c_0^\pm, c_1^\pm , $c^\pm = c_0^\pm + jc_1^\pm$, by solving the differential equation $*d\alpha = Nd\alpha$ which is given for the complex-valued functions c_0^\pm, c_1^\pm as

$$\begin{pmatrix} c_0^\pm \\ c_1^\pm \end{pmatrix}' = \frac{1}{2q} \begin{pmatrix} (1 \pm s)q' & i(1 \mp s)p' \\ i(1 \pm s)p' & (1 \mp s)q' \end{pmatrix} \begin{pmatrix} c_0^\pm \\ c_1^\pm \end{pmatrix}.$$

In particular, we obtain a \mathbb{C}^2 -worth of parallel sections with multiplier h^\pm .

In general, it might not be possible to solve the above differential equation explicitly but nevertheless we can conclude that the corresponding closed Darboux transforms are rotation surfaces: Since $d\alpha = -df\beta$ we compute

$$\beta^\pm = \frac{1}{2q} e^{\frac{iy}{2}} (c_1^\pm(\pm s - 1) + jc_0^\pm(1 \pm s)) e^{\pm \frac{isy}{2}}.$$

and hence

$$T^\pm = \alpha^\pm (\beta^\pm)^{-1} = \frac{2q}{|c_1^\pm|^2 |\pm s - 1|^2 + |c_0^\pm|^2 |1 \pm s|^2} (\pm 2c_0^\pm \bar{c}_1^\pm \operatorname{Re}(s) + j(|c_1^\pm|^2 (\pm \bar{s} - 1) - |c_0^\pm|^2 (1 \pm s)) e^{-iy}).$$

Therefore the ϱ -Darboux transforms

$$f^\pm = f + T^\pm = p^\pm + jq^\pm e^{i(\theta_\pm - y)},$$

where we define θ_\pm and R_\pm by $(\pm s - 1)(\pm \bar{s} + 1) = R_\pm e^{i\theta_\pm}$, are rotation surfaces in 4-space since p^\pm is a complex-valued function in x , and

$$q^\pm = \frac{R_\pm q(|c_1|^2 + |c_0|^2)}{|c_1^\pm|^2 |\pm s - 1|^2 + |c_0^\pm|^2 |1 \pm s|^2}$$

is a real-valued function, independent of y .

Since for $\varrho \in \mathbb{C} \setminus \mathbb{R}$ the multipliers h^\pm are not complex conjugates of each other, we obtain two \mathbb{CP}^1 -families of closed Darboux transforms f^\pm by d_ϱ -parallel sections φ^+ and φ^- respectively, where $\varphi^\pm = e\alpha^\pm + \psi\beta^\pm$. In particular, the only closed ϱ -Darboux transforms for $\varrho \notin \mathbb{R}$ are rotation surfaces in 4-space.

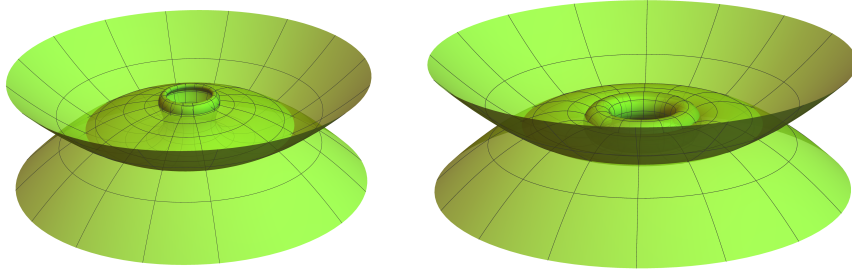


FIGURE 5. ϱ -Darboux transforms f_\pm of the surface of revolution $f(x, y) = i(-x + \frac{x^3}{3}) + j(1 + x^2)e^{-iy}$ for $\varrho = 1 + i$, both orthogonal projections to 3-space of rotation surfaces in 4-space.

In the case when $r = \varrho \in \mathbb{R}_*$ we have a similar situation as in the case of a cylinder, see e.g. [21, 20]: If $r < -\frac{1}{4}$ we have $s \in i\mathbb{R}$ so that $h^+ = -e^{i\pi s} = \frac{1}{h^-} \in \mathbb{R}$, $h^+ \neq h^-$, and

thus $\gamma^*(\alpha^\pm j) = (\alpha^\pm j)h^\pm$. In particular, we have exactly two \mathbb{H} -independent sections with multiplier and two closed Darboux transforms

$$f^\pm = f + \alpha^\pm(\beta^\pm)^{-1} = ip + jq \frac{\pm s - 1}{1 \pm s} e^{-iy}$$

which are rotations of f by the angles $\pm\theta$ where $e^{i\theta} = \frac{s-1}{1+s} \in S^1$. In the case when $r = -\frac{1}{4}$ we have exactly one closed Darboux transform which is $f^+ = f^- = ip - jqe^{-iy}$.

For $r > -\frac{1}{4}, r \neq \frac{k^2-1}{4}, k \geq 1$, the multipliers satisfy $h^+ = \overline{h^-} \in S^1 \setminus \{\pm 1\}$. Since $\varphi^+ j$ has multiplier h^- and $\varphi^+ \mathbb{H} = \varphi^+ j \mathbb{H}$ we obtain only one \mathbb{CP}^1 -family of closed Darboux transforms in this case which is given by

$$f^+ = f + p^+ + jq^+ e^{-iy}$$

where p^+ and q^+ are, as before, complex and real valued functions in x respectively. Thus, the corresponding Darboux transforms are again rotation surfaces, see Figure 2.

The final case $r_k = \frac{k^2-1}{4}, k > 1$, gives real multiplier $h^+ = h^- = (-1)^{k+1}$. This means that every parallel section is a section with multiplier, that is, r is a *resonance point*. The corresponding Darboux transforms are rotation surfaces or isothermic bubbletons.

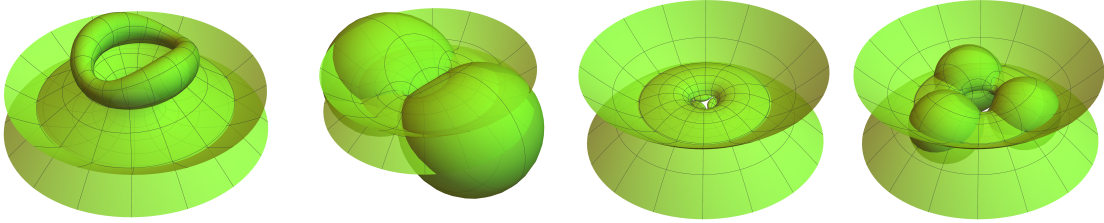


FIGURE 6. Isothermic Bubbletons: classical Darboux transforms of the surface of revolution $f(x, y) = i(-x + \frac{x^3}{3}) + j(1 + x^2)e^{-iy}$ at the resonance points $r_k = \frac{k^2-1}{4}$, $k = 2, 3$ with various initial conditions.

We can now conclude that the ϱ -Darboux transformation is a genuine generalisation of the classical Darboux transformation. In particular, the generalised Darboux transformation is a generalisation of the classical Darboux transformation even when applied to isothermic surfaces in 3-space.

Corollary 3.9. *Let $f : M \rightarrow \mathbb{R}^3$ be an isothermic surface which is not contained in a sphere. Let $D_{\phi, \varrho}(f) = f + T$ be a ϱ -Darboux transform given by a d_ϱ -parallel section $\phi = \begin{pmatrix} \alpha \\ \beta \end{pmatrix}$ with $\varrho \in \mathbb{C}_*$, that is, $T = \alpha\beta^{-1}$. Then \hat{f} is a classical Darboux transform of f if and only if $\varrho \in \mathbb{R}_*$.*

Proof. Since $\hat{f} = f + T$ is a ϱ -Darboux transform we have by the generalised Riccati equation (3.2)

$$dT = -df + Tdf^d \hat{\varrho} T$$

with $\hat{\varrho} = \alpha \varrho \alpha^{-1}$, $\varrho \in \mathbb{C}$. Then \hat{f} is a classical Darboux transform of f if and only if $df^d \hat{\varrho}$ is the differential of a dual surface of f . Under our assumptions, the uniqueness of the dual surface up to scaling and translation, see e.g., [33], shows that $df^d \hat{\varrho} = df^d r$ for some $r \in \mathbb{R}$ but then $\varrho = r \in \mathbb{R}$. \square

For d_{ϱ_i} -parallel sections φ_i with $d\varphi_2 = d\varphi_1\chi$ we denote as before by f_i the Darboux transforms given by φ_i . Since φ_i are the prolongations of the holomorphic sections $e\alpha_i$ we have with Theorem 2.12 that

$$\varphi = \varphi_2 - \varphi_1\chi$$

gives a common Darboux transform $\hat{L} = \varphi\mathbb{H}$ of the two Darboux transforms f_i if φ_1, φ_2 are \mathbb{H} -linearly independent. Indeed, we show that the common Darboux transform \hat{L} is isothermic:

Theorem 3.10 (Bianchi permutability for the ϱ -Darboux transformation). *Let $f_i = D_{\varphi_i, \varrho_i}(f) : \tilde{M} \rightarrow \mathbb{H}$ be Darboux transforms given by d_{ϱ_i} -parallel sections φ_i , $\varrho_i \in \mathbb{C}_*$. Let χ be defined by $d\varphi_2 = d\varphi_1\chi$. Then the common Darboux transform \hat{f} given by $\hat{L} = \varphi\mathbb{H}$ where*

$$\varphi = \varphi_2 - \varphi_1\chi$$

is a ϱ_1 -Darboux transform of L_2 and a ϱ_2 -Darboux transform of L_1 if φ_1 and φ_2 are \mathbb{H} -linearly independent:

$$\hat{f} = D_{\varphi, \varrho_2}(D_{\varphi_1, \varrho_1}(f)) = D_{-\varphi\chi^{-1}, \varrho_1}(D_{\varphi_2, \varrho_2}(f)).$$

In particular, \hat{f} is isothermic.

Proof. For d_{ϱ_i} -parallel sections $\varphi_i = e\alpha_i + \psi\beta_i$ we see that $d\varphi_2 = d\varphi_1\chi$ with

$$\chi = \varrho_1^{-1}\alpha_1^{-1}\alpha_2\varrho_2.$$

Therefore, we write $\varphi = e\alpha + \psi_1\beta$ with $\psi_1 = e\alpha_1\beta_1^{-1} + \psi$ and

$$\alpha = \alpha_2 - \alpha_1\beta_1^{-1}\beta_2, \quad \beta = \beta_2 - \beta_1\varrho_1^{-1}\alpha_1^{-1}\alpha_2\varrho_2.$$

Note that by assumption $\alpha_i(p), \beta_i(p) \neq 0$ for all $p \in M$. We want to show that φ is a $d_{\varrho_2}^1$ -parallel section, or equivalently, $\phi = \begin{pmatrix} \alpha \\ \beta \end{pmatrix}$ is a $d_{\varrho_2}^1$ -parallel section of the associated family of flat connections d_λ^1 of f_1 for $\lambda = \varrho_2$. Therefore, we need to show that $d\alpha = -df_1\beta$ and $d\beta = -df_1^d\alpha\varrho_2$. To do so we recall (3.3) that $f_1 = f + \alpha_1\beta_1^{-1}$ has differential

$$df_1 = T_1 df^d \alpha_1 \varrho_1 \beta_1^{-1}$$

and $f_1^d = f^d + \beta_1 \varrho_1^{-1} \alpha_1^{-1}$ has (3.5) differential

$$df_1^d = T_1^d df \beta_1 \alpha_1^{-1}.$$

We also note that

$$\alpha = \alpha_2 - T_1 \beta_2, \quad \beta = \beta_2 - T_1^d \alpha_2 \varrho_2.$$

Thus, using the Riccati type equation (3.2) for $T_1 = \alpha_1\beta_1^{-1}$ and the fact that ϕ_i are d_{ϱ_i} -parallel:

$$d\alpha = -T_1 df^d \alpha_1 \varrho_1 \beta_1^{-1} (\beta_2 - \beta_1 \varrho_1^{-1} \alpha_1^{-1} \alpha_2 \varrho_2) = -df_1 \beta$$

and similarly, using $\beta = \beta_2 - T_1^d \alpha_2 \varrho_2$ and the Riccati type equation (3.4) for T^d , one obtains $d\beta = -df_1^d \alpha \varrho_2$.

Since $\chi^{-1} = \varrho_2^{-1} \alpha_2^{-1} \alpha_1 \varrho_1$ and $\hat{L} = \varphi \mathbb{H} = -\varphi \chi^{-1} \mathbb{H}$, we can apply the same arguments to show that \hat{f} is a ϱ_1 -Darboux transform of f_2 by swapping the indices. \square

Note that we did not exclude the case $\varrho_1 = \varrho_2$. Under our assumption $f_1 \neq f_2$ we thus obtain even in this case a common Darboux transform of f_i . In the classical situation, i.e., when $\varrho \in \mathbb{R}_*$, this common transform is the original isothermic surface f since in this case $\beta = \beta_2 - \beta_1 \alpha_1^{-1} \alpha_2$ and thus $\alpha \beta^{-1} = -\alpha_1 \beta_1^{-1}$. However, in the case when $\varrho \notin \mathbb{R}$ Bianchi permutability in general gives new isothermic surfaces.

Even in the case when $\varrho \in \mathbb{R}$, there are double Darboux transforms which are not f but they do not arise from Bianchi permutability. They can be computed by a Sym-type formula, [21].

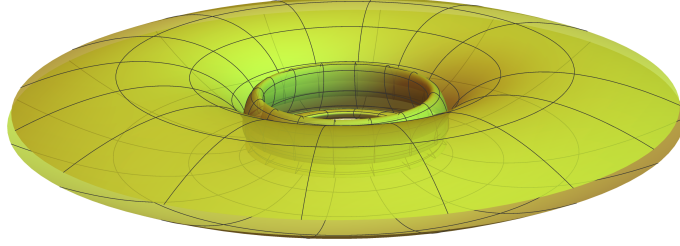


FIGURE 7. Common ϱ -Darboux transforms of the two Darboux transforms given in Figure 5, with spectral parameter $\varrho = \varrho_1 = \varrho_2 = 1+i$, orthogonally projected to \mathbb{R}^3 .

3.3. Simple factor dressing of isothermic surfaces. We will now discuss the dressing operation introduced by Terng and Uhlenbeck for harmonic maps [57] in the case of isothermic surfaces. As we have seen, isothermic surfaces are determined by their associated family of flat connections. To construct new isothermic surfaces, one can gauge the associated family with a suitable gauge matrix, see [11], which depends on the spectral parameter, to create a new associated family of flat connections of the correct form as in Theorem 3.1. A special case of dressing is the simple factor dressing which is, as we will show, the ϱ -Darboux transformation: we assume that the map $\lambda \rightarrow r(\lambda)$ has only a simple pole at some fixed complex value $\lambda = \bar{\varrho} \in \mathbb{C}$.

Theorem 3.11 (Simple factor dressing). *Let $f : M \rightarrow \mathbb{R}^4$ be isothermic with associated family $d_\lambda = d + \lambda \eta$, $\lambda \in \mathbb{C}$. Let $\varrho \in \mathbb{C}_*$ and φ a d_ϱ -parallel section. Assume that $\tilde{\mathbb{C}}^4 = E \oplus Ej \oplus \tilde{L}$, where $E = \varphi \mathbb{C}$ and \tilde{L} is the line bundle of f over the universal cover \tilde{M} , and denote by π_E, π_{Ej} and π_L the projections onto $E = \varphi \mathbb{C}$, Ej and \tilde{L} respectively along the splitting. Let*

$$r_\varrho^E(\lambda) = \pi_E \gamma_\varrho(\lambda) + \pi_{Ej} + \pi_L \sigma_\varrho(\lambda)$$

where

$$\gamma_\varrho(\lambda) = \frac{\bar{\varrho}(\varrho - \lambda)}{\varrho(\bar{\varrho} - \lambda)}, \quad \sigma_\varrho(\lambda) = \frac{\bar{\varrho}}{\bar{\varrho} - \lambda}$$

act on \mathbb{C}^4 by right multiplication.

Then the Darboux transform $\hat{f} = D_{\varphi, \varrho}(f)$ is given by a simple factor dressing with dressing matrix r_λ , that is, the line bundle of \hat{f} is given by $r_\varrho^E(\infty)\tilde{\mathbb{C}}^4$ and its associated family is given by $\hat{d}_\lambda = r_\lambda \cdot d_\lambda$. We denote the simple factor dressing with parameter ϱ and complex line bundle E by $\hat{f} = r_{E, \varrho}(f)$.

Moreover, $\hat{d}_\lambda = d + \lambda \hat{\eta}$ where

$$\hat{\eta} = -(\pi_E \circ d \circ \pi_L \frac{1}{\varrho} + \pi_{Ej} \circ d \circ \pi_L \frac{1}{\bar{\varrho}}).$$

In the following, we will abbreviate $r_\lambda = r_\varrho^E(\lambda)$, $\gamma_\lambda = \gamma_\varrho(\lambda)$, and $\sigma_\lambda = \sigma_\varrho(\lambda)$ to simplify notations if the dependence of the parameters is clear from the context.

Remark 3.12. If $\varrho \in \mathbb{R}$ this simplifies to the simple factor dressing as discussed in [21].

Proof. We first observe that

$$\gamma_\lambda^{-1} = \bar{\gamma}_{\bar{\lambda}}, \quad \sigma_{\bar{\lambda}} = \overline{\sigma_\lambda} \gamma_{\bar{\lambda}}$$

and

$$\pi_E(\xi j) = (\pi_{Ej} \xi) j$$

for $\xi \in \Gamma(\tilde{\mathbb{H}}^2)$ so that

$$r_{\bar{\lambda}}(\xi j) = r_\lambda(\xi) j \gamma_{\bar{\lambda}}$$

and hence

$$r_\lambda^{-1}(\xi j) = r_{\bar{\lambda}}^{-1}(\xi) \gamma_{\bar{\lambda}} j.$$

Since $r_\lambda \cdot d_\lambda = r_\lambda \cdot d + \varrho \operatorname{Ad}(r_\lambda) \eta$ we consider

$$r_\lambda \cdot d(\xi j) = (r_{\bar{\lambda}} \cdot d(\xi)) j, \quad \operatorname{Ad}(r_\lambda) \eta(\xi j) = (\operatorname{Ad}(r_{\bar{\lambda}}) \eta \xi) j$$

which gives

$$(3.6) \quad \hat{d}_\lambda(\xi j) = (\hat{d}_{\bar{\lambda}} \xi) j.$$

In particular, \hat{d}_λ is a quaternionic connection for $\lambda \in \mathbb{R}$.

We now claim that the map $\lambda \mapsto \hat{d}_\lambda, \lambda \in \mathbb{C}$, is holomorphic. Since r_λ and r_λ^{-1} are holomorphic away from $\lambda = \varrho, \bar{\varrho}$ and $\lambda \mapsto d_\lambda$ is holomorphic on \mathbb{C} we only have to investigate holomorphicity at $\lambda = \varrho, \bar{\varrho}$. By the reality condition (3.6) it is enough to show holomorphicity at $\lambda = \varrho$.

Writing

$$d_\lambda = d_\varrho + (\lambda - \varrho) \eta$$

we have

$$\hat{d}_\lambda = r_\lambda \cdot d_\varrho + (\lambda - \varrho) \operatorname{Ad}(r_\lambda) \eta.$$

Since $r_\lambda^{-1} = \pi_E \gamma_\lambda^{-1} + \pi_{Ej} + \pi_L \sigma_\lambda^{-1}$ and $L \subset \ker \eta, \operatorname{im} \eta \subset L$ we see that

$$(3.7) \quad \operatorname{Ad}(r_\lambda) \eta = \pi_L \eta \left(\pi_E \frac{\varrho}{\varrho - \lambda} + \pi_{Ej} \frac{\bar{\varrho}}{\bar{\varrho} - \lambda} \right)$$

and thus $(\lambda - \varrho) \text{Ad}(r_\lambda)\eta$ is holomorphic at $\lambda = \varrho$. We now investigate $r_\lambda \cdot d_\varrho$. Since r_λ and $(\pi_{Ej} + \pi_L \sigma_\lambda^{-1})$ are holomorphic at $\lambda = \varrho$ and

$$r_\lambda \cdot d_\varrho = r_\lambda \circ d_\varrho \circ (\pi_E \gamma_\lambda^{-1} + \pi_{Ej} + \pi_L \sigma_\lambda^{-1})$$

we only have to consider the term

$$r_\lambda \circ d_\varrho \circ (\pi_E \gamma_\lambda^{-1}).$$

Since φ is d_ϱ -parallel, the bundle $E = \varphi\mathbb{C}$ is d_ϱ -stable. Therefore,

$$r_\lambda \circ d_\varrho \circ (\pi_E \gamma_\lambda^{-1}) = \pi_E \circ d_\varrho \circ \pi_E$$

which is independent of λ . This shows that the map $\lambda \mapsto \hat{d}_\lambda = r_\lambda \cdot d_\lambda$ is holomorphic at $\lambda = \varrho$, and by the reality condition it is holomorphic on \mathbb{C} . We now investigate the behaviour of \hat{d}_λ at ∞ .

We write again $\hat{d}_\lambda = r_\lambda \cdot d + \lambda \text{Ad}(r_\lambda)\eta$. By (3.7) we have

$$\lim_{\lambda \rightarrow \infty} \lambda \text{Ad}(r_\lambda)\eta = -\pi_L \eta (\pi_E \varrho + \pi_{Ej} \bar{\varrho}).$$

On the other hand,

$$\begin{aligned} r_\lambda \cdot d &= (\pi_E \gamma_\lambda + \pi_{Ej} + \pi_L \sigma_\lambda) \circ d \circ (\pi_E \gamma_\lambda^{-1} + \pi_{Ej} + \pi_L \sigma_\lambda^{-1}) \\ &= \pi_E \circ d \circ \pi_E + \pi_{Ej} \circ d \circ \pi_{Ej} + \pi_L \circ d \circ \pi_L + \pi_E \circ d \circ \pi_{Ej} \gamma_\lambda + \pi_E \circ d \circ \pi_L \frac{\varrho - \lambda}{\varrho} \\ &\quad + \pi_{Ej} \circ d \circ \pi_E \gamma_\lambda^{-1} + \pi_{Ej} \circ d \circ \pi_L \frac{\bar{\varrho} - \lambda}{\bar{\varrho}} + \pi_L \circ d \circ \pi_E \frac{\varrho}{\varrho - \lambda} + \pi_L \circ d \circ \pi_{Ej} \frac{\bar{\varrho}}{\bar{\varrho} - \lambda} \end{aligned}$$

gives with $\lim_{\lambda \rightarrow \infty} \gamma_\lambda = \frac{\bar{\varrho}}{\varrho}$ and $\lim_{\lambda \rightarrow \infty} \frac{\varrho}{\varrho - \lambda} = \lim_{\lambda \rightarrow \infty} \frac{\bar{\varrho}}{\bar{\varrho} - \lambda} = 0$ that $r_\lambda \cdot d$ has a simple pole at infinity. Since $\hat{d}_{\lambda=0} = d$ we thus can write

$$\hat{d}_\lambda = d + \lambda \hat{\eta}_\lambda$$

where $\hat{\eta}_\lambda$ is holomorphic on the compact $\mathbb{C} \cup \{\infty\}$ and thus constant in λ . Moreover, combining the previous computations we have

$$\begin{aligned} \hat{\eta} &= \hat{\eta}_\lambda = \lim_{\lambda \rightarrow \infty} \frac{1}{\lambda} \hat{d}_\lambda = \lim_{\lambda \rightarrow \infty} \pi_E \circ d \circ \pi_L \frac{\varrho - \lambda}{\lambda \varrho} + \pi_{Ej} \circ d \circ \pi_L \frac{\bar{\varrho} - \lambda}{\lambda \bar{\varrho}} \\ &= -(\pi_E \circ d \circ \pi_L \frac{1}{\varrho} + \pi_{Ej} \circ d \circ \pi_L \frac{1}{\bar{\varrho}}). \end{aligned}$$

This shows that \hat{d}_λ is a family of flat connections with $\hat{d}_\lambda = d + \lambda \hat{\eta}$ and $\hat{\eta}^2 = 0$. Therefore, $\text{im } \hat{\eta} = \ker \hat{\eta} = \varphi\mathbb{H}$ defines an isothermic surface \hat{L} with associated family \hat{d}_λ by Theorem 3.1. Indeed, $\hat{L} = \varphi\mathbb{H}$ is the ϱ -Darboux transform $D_{\varphi, \varrho}(f)$ given by the d_ϱ -parallel section φ . Finally, since $r_\varrho^E(\infty) = \pi_E \frac{\bar{\varrho}}{\varrho} + \pi_{Ej}$ we see that $\hat{L} = r_\varrho^E(\infty) \tilde{\mathbb{C}}^4$. \square

We can now investigate the common ϱ -Darboux transform of two ϱ -Darboux transforms, which is given by a similar dressing matrix. We omit the proof of the following theorem as it is analogous to the proof of Theorem 3.11.

Theorem 3.13. *Let $f : M \rightarrow \mathbb{R}^4$ be isothermic with associated family $d_\lambda = d + \lambda \eta$, $\lambda \in \mathbb{C}$. Let $\varrho \in \mathbb{C}_*$ and W a d_ϱ -parallel, 2 dimensional complex bundle such that $W \oplus Wj = \tilde{\mathbb{C}}^4$. Define*

$$r_\varrho^W(\lambda) = \pi_W \gamma_\varrho(\lambda) + \pi_{Wj}$$

where π_W and π_{Wj} are the canonical projections onto W and Wj along the splitting $\tilde{\mathbb{C}}^4 = W \oplus Wj$. Moreover,

$$\gamma_\varrho(\lambda) = \frac{\bar{\varrho}(\varrho - \lambda)}{\varrho(\bar{\varrho} - \lambda)}$$

acts by right multiplication on \mathbb{C}^4 . Then the surface $\hat{f} = r_{W,\varrho}(f)$ given by the line bundle $\hat{L} = r_\varrho^W(\infty)\tilde{L}$ is an isothermic surface, the (2-step) simple factor dressing of f . Its associated family $d_\lambda = r_\varrho^W(\lambda) \cdot d_\lambda$ is given by the gauge of d_λ by the gauge matrix $r_\varrho^W(\lambda)$.

Remark 3.14. We see that r_ϱ^W is the identity if $\varrho \in \mathbb{R}$, that is, an isothermic surface f is a 2-step simple factor dressing $f = r_{W,\varrho}(f)$ of itself if $\varrho \in \mathbb{R}$.

The 2-step simple factor dressing of an isothermic surface f with pole $\bar{\varrho}$ is linked to the ϱ -Darboux transformation of f via Bianchi permutability:

Theorem 3.15. *Let $f : M \rightarrow \mathbb{R}^4$ be isothermic and φ_1, φ_2 be two d_ϱ -parallel sections such that $W \oplus Wj = \tilde{\mathbb{H}}^2$ where $W = \text{span}_{\mathbb{C}}\{\varphi_1, \varphi_2\}$. Let $f_1 = r_{E_1,\varrho}(f)$ and $f_2 = r_{E_2,\varrho}(f)$ be the ϱ -Darboux transforms given by $E_1 = \varphi_1\mathbb{C}$ and $E_2 = \varphi_2\mathbb{C}$ respectively.*

Then the 2-step simple factor dressing $\hat{f} = r_{W,\varrho}(f)$ of f is a common ϱ -Darboux transform of f_1 and f_2 .

Proof. Writing $\varphi_i = e\alpha_i + \psi\beta_i$ we consider

$$\tilde{\psi} = \psi(\beta_2 - \beta_1\alpha_1^{-1}\alpha_2) = \varphi_2 - \varphi_1\alpha_1^{-1}\alpha_2 \in \Gamma(\tilde{L}).$$

Since the 2-step simple factor dressing is given by $r_\varrho^W(\infty)\tilde{L}$ we will now compute $r_\varrho^W(\infty)(\tilde{\psi}\frac{1}{\bar{\varrho}})$. Recall that $r_\varrho^W(\infty) = \pi_W\frac{\bar{\varrho}}{\varrho} + \pi_{Wj}$ so that $r_\varrho^W(\infty)(\varphi m\frac{1}{\bar{\varrho}}) = \varphi\frac{1}{\bar{\varrho}}m$ for $\varphi \in \Gamma(W)$ and $m : M \rightarrow \mathbb{H}$ and

$$r_\varrho^W(\infty)(\tilde{\psi}\frac{1}{\bar{\varrho}}) = r_\varrho^W(\infty)((\varphi_2 - \varphi_1\alpha_1^{-1}\alpha_2)\frac{1}{\bar{\varrho}}) = (\varphi_2 - \varphi_1\varrho^{-1}\alpha_1^{-1}\alpha_2\varrho)\varrho^{-1} = (\varphi_2 - \varphi_1\chi)\varrho^{-1}$$

with $\chi = \varrho^{-1}\alpha_1^{-1}\alpha_2\varrho$. Thus, the 2-step simple factor dressing \hat{f} is given by the line bundle $r_\varrho^W(\infty)\tilde{L} = (\varphi_2 - \varphi_1\chi)\mathbb{H}$ which by Theorem 3.10 is the line bundle of the common ϱ -Darboux transform of f_1 and f_2 . \square

Remark 3.16. Note that by Theorem 3.10 the complex line bundles $E_{12} = \varphi\mathbb{C}$ and $E_{21} = -\varphi\chi^{-1}\mathbb{C}$ respectively are given by the parallel section $\varphi = \varphi_2 - \varphi_1\chi$ with $d\varphi_2 = d\varphi_1\chi$. In general, $E_{12} \neq E_{21}$ since χ is quaternionic.

4. CMC SURFACES

In this section we will now compare results for general isothermic surfaces to ones given by the integrable system structure of a CMC surface which is given by the harmonic Gauss map: a CMC surface $f : M \rightarrow \mathbb{R}^3$ from a Riemann surface into 3-space with constant mean curvature $H = 1$ is isothermic since the parallel CMC surface is a dual surface of f (if f is not a round sphere). We will link the associated family of flat connections of a CMC surface, which is given by its harmonic Gauss map, to the isothermic family d_ρ of flat connections. This will enable us to show that μ -Darboux transforms of a CMC surface f as defined in [20] are exactly those ρ -Darboux transforms of f which have constant mean curvature.

4.1. The associated family of flat connections of a harmonic map. If $f : M \rightarrow \mathbb{R}^3$ is a conformal immersion then the Ruh–Wilms theorem, [54], follows from (2.2): H is constant if and only

$$d * dN + 2|dN|^2 N = 0,$$

that is, if $N : M \rightarrow S^2$ is harmonic. Here we identify a 2-form with its quadratic form $\omega \wedge \eta = \omega * \eta - * \omega \eta$ for $\omega, \eta \in \Omega^1(M)$.

In this case, there is a \mathbb{C}_* -associated family of flat connections and, in case of a torus, one can describe harmonic maps via their spectral data, [37]. If f has constant mean curvature $H \neq 0$ then we consider the following \mathbb{C}_* -family of flat connections on the trivial \mathbb{C}^2 -bundle which is gauge equivalent to the Hitchin family, see [20]: identifying $(\mathbb{H}, I) = \mathbb{C}^2$, where I is the right multiplication by the quaternion i , the family of connections

$$d_\lambda^N = d + (\lambda - 1)A^{(1,0)} + (\lambda^{-1} - 1)A^{(0,1)}, \lambda \in \mathbb{C}_*,$$

is flat if and only if N is harmonic. Here $A = \frac{1}{4}(*dN + NdN)$ and $A^{(1,0)} = \frac{1}{2}(A - I * A)$ and $A^{(0,1)} = \frac{1}{2}(A + I * A)$ denote the $(1,0)$ and $(0,1)$ -parts of A with respect to the complex structure I . Without loss of generality we will from now on assume that our CMC surfaces have mean curvature $H = 1$ and additionally exclude the case of a round sphere. We recall from Example 2.2 that in this case the parallel surface $g = f + N$ is a dual surface of f where N is the Gauss map of f . Moreover, we have $2 * A = df$ by (2.2) and for $\lambda \in \mathbb{C}_*$ we can write for $\alpha \in \Gamma(\mathbb{H})$, see [20]:

$$(4.1) \quad d_\lambda^N \alpha = d\alpha + \frac{1}{2}df(N\alpha(a-1) + \alpha b)$$

where $a = \frac{\lambda + \lambda^{-1}}{2}$, $b = i \frac{\lambda^{-1} - \lambda}{2}$. In particular, $a^2 + b^2 = 1$ and $\lambda = a + ib$. Moreover, d_λ^N is a quaternionic connection on \mathbb{H} if and only if $\lambda \in S^1$ and in this case $a = \operatorname{Re}(\lambda)$, $b = \operatorname{Im}(\lambda)$.

Theorem 4.1. *Let $f : M \rightarrow \mathbb{R}^3$ be a CMC surfaces with $H = 1$, and dual surface $g = f + N$, where N is the Gauss map of f . Denote by d_μ^N the associated family of flat connections of f and by $d_\mu^{N_g}$ the associated family of flat connections of g .*

Let $\alpha \in \Gamma(\tilde{\mathbb{H}})$ and for $\mu \in \mathbb{C} \setminus \{0, 1\}$, $a = \frac{\mu + \mu^{-1}}{2}$ and $b = i \frac{\mu^{-1} - \mu}{2}$ define

$$\beta = \frac{1}{2}(N\alpha(a-1) + \alpha b).$$

Then α is d_μ^N -parallel if and only if β is $d_\mu^{N_g}$ -parallel.

Proof. Recall that $N_g = -N$ is the Gauss map of g . Using $a^2 + b^2 = 1$ we have

$$\frac{1}{2}(-N\beta(a-1) + \beta b) = \alpha \frac{1-a}{2}$$

so that the flat connection d_μ^{-N} of g is given by

$$d_\mu^{-N} \beta = d\beta + \frac{1}{2}dg(N_g\beta(a-1) + \beta b) = d\beta + dg\alpha \frac{a-1}{2}.$$

If $d_\mu^N \alpha = 0$, that is $d\alpha = -df\beta$ then

$$d\beta = \frac{1}{2}((dg - df)\alpha(a-1) - Ndf\beta(a-1) - df\beta b) = dg\alpha \frac{a-1}{2}$$

shows that β is d_μ^{-N} -parallel.

Conversely, writing $\alpha_g = \beta$ we have $d_\mu^{N_g} \alpha_g = d\alpha_g - dg\alpha \frac{1-a}{2}$ so that

$$\beta_g = \alpha \frac{1-a}{2}.$$

Reversing now the roles of f and g , we see that if $\alpha_g = \beta$ is $d_\mu^{N_g}$ -parallel then $d_\mu^N \beta_g = 0$ by symmetry. Since $\mu \neq 1$, this shows that α is d_μ^N -parallel.

□

From this discussion we immediately see that a d_μ^N -parallel section gives, without further integration, a parallel section of the associated family d_ϱ where we now view f as an isothermic surface.

Theorem 4.2. *Let $f : M \rightarrow \mathbb{R}^3$ be a CMC surface with $H = 1$ and*

$$d_\varrho = d + \begin{pmatrix} 0 & df \\ 0 & 0 \end{pmatrix} + \varrho \begin{pmatrix} 0 & 0 \\ dg & 0 \end{pmatrix},$$

where $g = f + N$ is the parallel CMC surface of f . Then all d_ϱ -parallel sections, $\varrho \in \mathbb{C} \setminus \{0, 1\}$, are given algebraically by d_μ^N -parallel sections.

More precisely, any d_ϱ -parallel section is given as

$$\phi = \phi_+ + \phi_-, \quad \phi_\pm = \begin{pmatrix} \alpha_\pm \\ \beta_\pm \end{pmatrix},$$

where

$$d_{\mu_\pm}^N \alpha_\pm = 0, \quad \beta_\pm = \frac{1}{2}(N\alpha_\pm(a-1) \pm \alpha_\pm b)$$

with $a = 1 - 2\varrho, b = 2\sqrt{\varrho(1-\varrho)}$ and $\mu_\pm = a \pm ib$. We call $\mu_\pm = a \pm ib$ the CMC spectral parameter associated to the isothermic spectral parameter ϱ .

Remark 4.3. We note that there is an ambiguity of choice of $\sqrt{\varrho(1-\varrho)}$ however, either choice gives rise to the same pair (μ_+, μ_-) .

Proof. Since $a^2 + b^2 = 1$ we see that $(a + ib)^{-1} = a - ib$. Therefore, $\frac{\mu_\pm + \mu_\pm^{-1}}{2} = a$ and $i\frac{\mu_\pm^{-1} - \mu_\pm}{2} = \pm b$ and hence

$$\frac{2 - \mu_\pm - \mu_\pm^{-1}}{4} = \frac{1 - a}{2} = \varrho.$$

Since $d_{\mu_\pm}^N \alpha_\pm = 0$ we see by Theorem 4.1 that $d\alpha_\pm = -df\beta_\pm$ and $\beta_\pm = \frac{1}{2}(N\alpha_\pm(a-1) \pm \alpha_\pm b)$ satisfies

$$d\beta_\pm = -dg\alpha_\pm \varrho,$$

so that $\phi_\pm = \begin{pmatrix} \alpha_\pm \\ \beta_\pm \end{pmatrix}$ is d_ϱ -parallel.

Now, if $\varrho \neq 0, 1$ then non-trivial α_+, α_- are complex linearly independent: if $\alpha_+ = \alpha_- m$, $m \in \mathbb{C}$, then $d_{\mu_+}^N \alpha_+ = d_{\mu_-}^N \alpha_+ = 0$ implies

$$df(N\alpha_+(a-1) + \alpha_+ b) = df(N\alpha_+(a-1) - \alpha_+ b).$$

Since f is an immersion this shows $b = 0$ and $\mu_+ = a + ib = \pm 1$ since $a^2 + b^2 = 1$, contradicting our assumption $\varrho = \frac{2 - \mu_+ - \mu_+^{-1}}{4} \neq 0, 1$. Since the space of d_μ^N -parallel sections

is complex 2-dimensional, and α_+, α_- are complex linearly independent if $\varrho = \frac{1-a}{2} \notin \{0, 1\}$, we obtain a 4-dimensional space of d_ϱ -parallel sections, that is, all d_ϱ -parallel sections arise this way if $\varrho \in \mathbb{C} \setminus \{0, 1\}$. \square

Remark 4.4. If $\varrho \in (0, 1)$ then $\mu_\pm \in S^1$. In this case, the flat connections $d_{\mu_\pm}^N$ are quaternionic. In particular, the same argument as above shows that in this case $d_{\mu_\pm}^N$ -parallel sections are \mathbb{H} -linearly independent.

Moreover, for $\varrho = 0$, the d_ϱ -parallel sections are the constant sections, whereas in the case $\varrho = 1$ the two spectral parameter $\mu_\pm = -1$ coincide and d_ϱ -parallel sections occur which are not given by $d_{\mu=-1}^N$ -parallel sections, see the example of a cylinder below. Indeed for any $d_{\mu=-1}^N$ -parallel section α we obtain $\beta = \frac{1}{2}(N\alpha(a-1) + \alpha b) = -N\alpha$.

Theorem 4.2 shows that all d_ρ -parallel sections are given algebraically by surface data and $d_{\mu_\pm}^N$ -parallel sections where N is the Gauss map of f and μ_\pm are the associated CMC spectral parameters of ρ . Conversely, given all d_ρ -parallel sections we can determine algebraically the d_μ^N -parallel sections if ρ is the isothermic spectral parameter given by μ .

Theorem 4.5. *Let $f : M \rightarrow \mathbb{R}^3$ be a CMC surface with $H = 1$ and dual surface $g = f + N$. For spectral parameter $\mu \in \mathbb{C} \setminus \{0, \pm 1\}$ let $\varrho = -\frac{(\mu-1)^2}{4\mu}$ be the associated isothermic spectral parameter and $a = \frac{\mu+\mu^{-1}}{2}, b = i\frac{\mu^{-1}-\mu}{2}$. If a d_ϱ -parallel section $\varphi = e\alpha + \psi\beta$ satisfies at some fixed point $p_0 \in M$*

$$\beta(p_0) = \frac{1}{2}(N(p_0)\alpha(p_0)(a-1) + \alpha(p_0)b)$$

then α is d_μ^N -parallel. All d_μ^N -parallel sections arise this way.

Here d_ϱ is the isothermic family of flat connections given by the choice of dual surface $g = f + N$, and d_μ^N is the CMC associated family given by the Gauss map N .

Proof. Assume that $\varphi = e\alpha + \psi\beta$ is d_ϱ -parallel with $\varrho = -\frac{(\mu-1)^2}{4\mu} \in \mathbb{C} \setminus \{0, 1\}$ so that

$$d\alpha = -df\beta, \quad d\beta = -dg\alpha\varrho.$$

By assumption $X(p_0) = 0$ for

$$X = \beta - \frac{1}{2}(N\alpha(a-1) + \alpha b).$$

Now with $dN = dg - df$ and $a^2 + b^2 = 1$ we have

$$dX = d\beta - \frac{1}{2}(dN\alpha(a-1) + d\alpha(a-1) + d\alpha b) = \frac{1}{2}df(NX(1-a) + Xb).$$

Hence uniqueness of solutions gives $X(p) = 0$ for all $p \in M$, that is, since φ is d_ϱ -parallel

$$d_\mu^N \alpha = d\alpha + \frac{1}{2}df(N\alpha(a-1) + \alpha b) = d\alpha + df\beta = 0$$

which shows the first claim. The second one follows from the fact that the space of d_ϱ -parallel sections is complex 4-dimensional, so the space of solution of $X(p_0) = 0$ is complex 2-dimensional, that is, all d_μ^N -parallel sections arise this way. \square

Example 4.6. In the case of a cylinder $f(x, y) = \frac{1}{2}(ix + je^{-iy})$ with Gauss map $N = -je^{-iy}$ we can use Example 3.8 to find all parallel sections of d_ϱ , $\varrho \in \mathbb{C}_*$. Note that since we choose here the parallel surface $g = f + N$ as dual surface we have to scale the spectral parameter by $-\frac{1}{4}$ because $dg = -\frac{1}{4}(f_x^{-1}dx - f_y^{-1}dy)$. Then all parallel sections ϕ are given for $\varrho \neq 1$, see also [21, 20], by the (complex) basis

$$(\phi_+^1, \phi_-^1, \phi_+^2, \phi_-^2)$$

where $\phi_\pm^i = \begin{pmatrix} \alpha_\pm^i \\ \beta_\pm^i \end{pmatrix}$ with

$$\begin{aligned} \alpha_\pm^1 &= e^{\frac{iy}{2}}(\sqrt{\varrho} + j(1 \pm \sqrt{1-\varrho}))e^{\frac{i}{2}(\sqrt{\varrho}x \pm \sqrt{1-\varrho}y)} \\ \alpha_\pm^2 &= e^{\frac{iy}{2}}(-\sqrt{\varrho} + j(1 \mp \sqrt{1-\varrho}))e^{-\frac{i}{2}(\sqrt{\varrho}x \pm \sqrt{1-\varrho}y)}, \end{aligned}$$

and β_\pm^l given by $d\alpha_\pm^l = -df\beta_\pm^l$. It is now a lengthy but straight forward computation to show that α_\pm^l , $l = 1, 2$, are $d_{\mu_\pm}^N$ -parallel, where $\mu_\pm = 1 - 2\varrho \pm 2i\sqrt{\varrho(1-\varrho)}$. Here the square roots are chosen so that $\sqrt{\varrho(1-\varrho)} = \sqrt{\varrho}\sqrt{1-\varrho}$. In particular,

$$\beta_\pm^l = \frac{1}{2}(N\alpha_\pm^l(a-1) \pm \alpha_\pm^l b),$$

with $a = 1 - 2\varrho$, $b = 2\sqrt{\varrho(1-\varrho)}$. We note that ϕ_\pm^i are sections with multiplier $h = -e^{\pm\pi i\sqrt{1-\varrho}}$ since

$$\begin{aligned} \phi_+^1(x, y + 2\pi) &= -\phi_+^1(x, y)e^{\pi i\sqrt{1-\varrho}}, & \phi_-^1(x, y + 2\pi) &= -\phi_-^1(x, y)e^{-\pi i\sqrt{1-\varrho}}, \\ \phi_+^2(x, y + 2\pi) &= -\phi_+^2(x, y)e^{-\pi i\sqrt{1-\varrho}}, & \phi_-^2(x, y + 2\pi) &= -\phi_-^2(x, y)e^{\pi i\sqrt{1-\varrho}}. \end{aligned}$$

Therefore the resonance points are at $\rho_k = 1 - k^2$, $k \in \mathbb{N}$, $k \geq 2$.

In the case when $\varrho = 1$ we have $\mu_+ = \mu_- = -1$ and we only obtain a quaternionic 1-dimensional space of parallel sections given by $d_{\mu_\pm}^N$ -parallel sections

$$\alpha = e^{\frac{iy}{2}}(1 + j)e^{\frac{ix}{2}}c, \quad c \in \mathbb{H},$$

and $d\alpha = -df\beta$ since $\alpha_\pm^2 = \alpha_\pm^1 j$ and $\alpha_\pm^l = \alpha_\pm^l$, $l = 1, 2$. The remaining quaternionic 1-dimensional space of $d_{\varrho=1}$ -parallel sections is given by

$$\alpha = e^{\frac{iy}{2}} \left((1 + j)e^{\frac{ix}{2}} - iy(1 - j)e^{-\frac{ix}{2}} \right) c, \quad c \in \mathbb{H},$$

and $d\alpha = -df\beta$ as before. Note that these latter parallel sections are not sections with multiplier.

For $r \in \mathbb{R}_*$ and invertible d_r -parallel Φ the Calapso transform $A_{\Phi,r}(f)$ is isothermic, see Theorem 2.9, and it is well-known that this gives the Lawson correspondence if the surface f has constant mean curvature. We recall:

Theorem 4.7 (Lawson correspondence [41]). *Let $f : M \rightarrow \mathbb{R}^3$ be a CMC surface. Then surfaces $A_{\Phi,r}(f)$ in the associated family of f for $r \in (0, 1)$ are, up to Möbius transformation, CMC surfaces in $S^3(\mathfrak{r})$ for some $\mathfrak{r} \in \mathbb{R}$. In particular, if the initial condition is chosen so that $\mathfrak{r} = \frac{1}{2\sqrt{r(1-r)}}$ then the mean curvature of $A_{\Phi,r}(f)$ in $S^3(\mathfrak{r})$ is given by*

$$H_{S^3(\mathfrak{r})}^\Phi = 1 - 2r.$$

Proof. For $r \in (0, 1)$ let $\mu_{\pm} = 1 - 2r \pm 2i\sqrt{r(1-r)}$ be the associated CMC spectral parameter. Then we know that $\mu_{\pm} = a \pm ib \in S^1$ with real $a = 1 - 2r, b = 2\sqrt{r(1-r)}$. Choose two non-trivial parallel sections $d_{\mu_{\pm}}^N \alpha_{\pm} = 0$, that is, see (4.1),

$$(4.2) \quad d\alpha_{\pm} = -\frac{1}{2}df(N\alpha_{\pm}(a-1) \pm \alpha_{\pm}b) = -\frac{1}{2}df(N(a-1) \pm b)\alpha_{\pm}.$$

Note that the sections α_{\pm} are nowhere vanishing since they are $d_{\mu_{\pm}}^N$ -parallel, and are quaternionic independent by Remark 4.4. Denote by

$$f^{\Phi} = A_{\Phi, r} = -\alpha_+^{-1}\alpha_-$$

the surface in the associated family given by, see Theorem 3.2 and Theorem 4.2,

$$\phi_{\pm} = \left(\frac{1}{2}(N(a-1) \pm b) \right) \alpha_{\pm}.$$

Since $a, b \in \mathbb{R}$ we have

$$df^{\Phi} = -\alpha_+^{-1}dfb\alpha_-$$

and the left and right normals are given by $N^{\Phi} = \alpha_+^{-1}N\alpha_+$ and $R^{\Phi} = \alpha_-^{-1}N\alpha_-$. Thus

$$N^{\Phi}f^{\Phi} = f^{\Phi}R^{\Phi}$$

which shows by (2.1) that $f^{\Phi} \in \perp_{f^{\Phi}}$ is in the normal bundle of f^{Φ} . Therefore, $f^{\Phi} \in S^3(\mathfrak{r})$ with $\mathfrak{r} = \frac{|\alpha_-|}{|\alpha_+|} \in \mathbb{R}$. Since α_{\pm} are $d_{\mu_{\pm}}^N$ -parallel, see (4.2), we have

$$dN^{\Phi} = \alpha_+^{-1}(dN + df(1-a+bN))\alpha_+$$

and thus with (2.2)

$$(dN^{\Phi})' = \frac{1}{2}(dN^{\Phi} - N^{\Phi} * dN^{\Phi}) = \alpha_+^{-1}df(-a + Nb)\alpha_+.$$

Since $df^{\Phi}H^{\Phi} = -(dN^{\Phi})'$, see again (2.2), this shows

$$H^{\Phi} = \alpha_-^{-1}(N - \frac{a}{b})\alpha_+.$$

The mean curvature of a surface f in the 3-sphere is given by $H_{S^3(\mathfrak{r})} = \frac{1}{\mathfrak{r}}\text{Re}(fH)$, see e.g. [42], so that

$$H_{S^3(\mathfrak{r})}^{\Phi} = \frac{1}{\mathfrak{r}} \frac{a}{b},$$

and f^{Φ} has constant mean curvature in $S^3(\mathfrak{r})$. In particular, if the initial conditions for α_{\pm} are chosen so that $\mathfrak{r} = \frac{1}{2\sqrt{r(1-r)}} = \frac{1}{b}$ then $H_{S^3(\mathfrak{r})}^{\Phi} = a = 1 - 2r$, which gives the usual correspondence between the constant sectional curvature and the mean curvature of Calapso transforms. \square

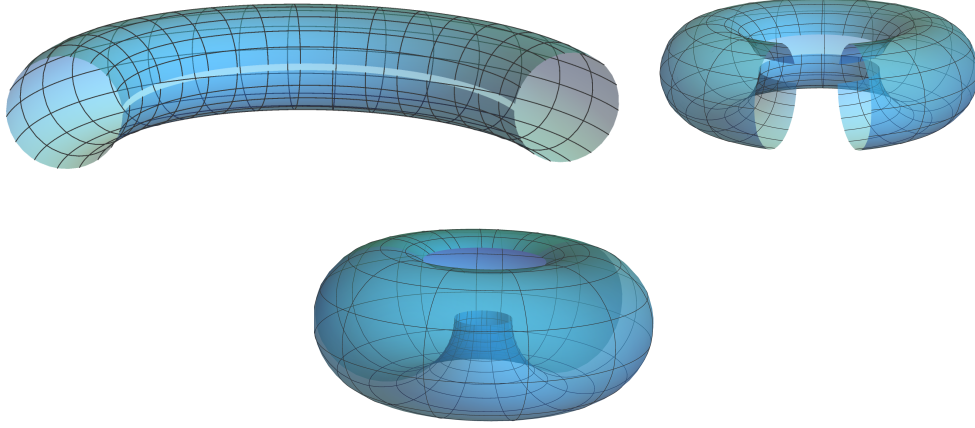


FIGURE 8. Stereographic projections into 3-space of CMC surfaces $f^\Phi(x, y) = -\frac{e^{-iy\sqrt{1-r}}}{2\sqrt{1-r}} + j\frac{e^{ix\sqrt{r}}}{2\sqrt{r}}$ in the isothermic associated family of the cylinder for $r = \frac{1}{20}$, $r = \frac{1}{5}$ and $r = \frac{1}{2}$. Observe that the period of the homogenous tori differ from the period of the cylinder and indeed depend on the spectral parameter.

We will now give a geometric interpretation of the Sym–Bobenko formula for CMC surfaces as a limit of surfaces in the isothermic associated family. First we recall:

Theorem 4.8 (Sym–Bobenko formula, [56, 2, 14]). *For fixed $\mu = e^{is} \in S^1$ and non-trivial d_μ^N -parallel section $\alpha \in \Gamma(\tilde{\mathbb{H}})$ the map $N^\alpha = \alpha^{-1}N\alpha : M \rightarrow S^2$ is harmonic. Moreover, if $\alpha(t)$ is a d_λ -parallel, smooth extension in $\lambda = e^{it}$ of $\alpha = \alpha(s)$ near μ , the CMC surface given by*

$$A_{\alpha,s}^N(f) = -2\alpha^{-1} \frac{d}{dt} \alpha|_{t=s}$$

has Gauss map N^α . A surface in the family $A_{\alpha,s}^N(f)$ is called an associated (CMC) surface of f . Its family of flat connections $d_\lambda^{N^\alpha}$ is given by

$$(4.3) \quad \alpha \cdot d_\lambda^{N^\alpha} = d_{\lambda\mu}^N.$$

When considering non-trivial parallel sections α_{μ_\pm} of $d_{\mu_\pm}^N$ where $\mu_\pm = e^{\pm it}$ are near $\mu = 1$ then the associated isothermic spectral parameter is $r = \frac{1-\cos t}{2}$, and the associated d_ϱ -parallel sections

$$\phi_\pm = \begin{pmatrix} \alpha_\pm \\ \frac{1}{2}(N\alpha_\pm(\cos t - 1) \pm \alpha_\pm \sin t) \end{pmatrix}$$

give rise to an invertible matrix $M_t = (\phi_+, \phi_-)$, away from $t = 0$, and thereby to an isothermic surface $A_{\Phi,r}(f)$ in the (isothermic) associated family of f . Although M_t degenerates at $t = 0$ to a singular matrix, we will see that after a suitable Möbius transform the limit of $A_{\Phi,r}(f)$ for r at zero still exists and gives the CMC surface f :

Theorem 4.9. *Let $f : M \rightarrow \mathbb{R}^3$ be a CMC surface. Let $\mu = e^{is} \in S^1$ be fixed, α a d_μ^N -parallel section and $f^\alpha = A_{\alpha,s}^N(f)$ the corresponding CMC surface with Gauss map $N_\alpha = \alpha^{-1}N\alpha$. Denote by $A_{\Phi,r}(f)$ the associated family of isothermic surfaces for $r \in (0, 1)$*

of f and by $r(\mu) = -\frac{(\mu-1)^2}{4\mu}$ the isothermic spectral parameter given by μ . Then up to Möbius transformation

$$\lim_{r \rightarrow r(\mu)} A_{\Phi,r}(f) = f^\alpha.$$

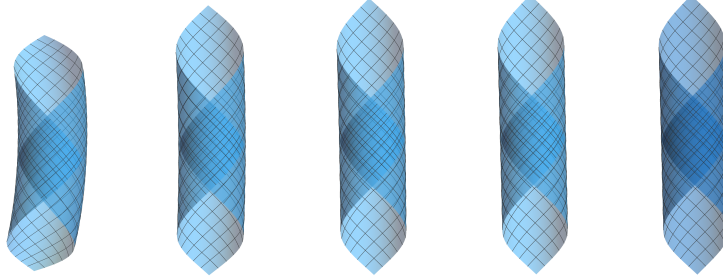


FIGURE 9. Members of the isothermic associated family $A_{\Phi,r}(f^\alpha)$ of the CMC surface $f^\alpha = A_{\alpha, \frac{\pi}{2}}^N(f)$ and their limit f^α for $\alpha = \alpha_+(\frac{\pi}{2})$ and $r = \frac{1-\cos(t)}{2}$, $t = \frac{1}{2}, \frac{1}{4}, \frac{1}{8}, \frac{1}{100}$, orthogonally projected into 3-space.

Proof. We first consider the case when $\mu = 1$ and $\alpha = 1$ is the constant $d_{\mu=1}$ -parallel section. Then the associated isothermic spectral parameter is $r(\mu) = 0$, and $f^\alpha = f$. For $r \in (0, 1)$ write the associated CMC spectral parameter as $\mu_\pm = 1 - 2r \pm 2i\sqrt{r(1-r)} = e^{\pm it} \in S^1$. Let α_\pm be non-trivial $d_{\mu_\pm}^N$ -parallel sections in the neighbourhood of $\mu = 1$ which depend smoothly on μ_\pm , with $\alpha_\pm(\mu_\pm = 1) = 1$, and $\beta_\pm = -N\alpha_\pm r \pm \alpha_\pm \sqrt{r(1-r)}$. Then for $r \in (0, 1)$ the sections

$$\phi_1 = \begin{pmatrix} \alpha_+ \\ \beta_+ \end{pmatrix}, \phi_2 = \frac{1}{t} \begin{pmatrix} \alpha_+ - \alpha_- \\ \beta_+ - \beta_- \end{pmatrix}$$

are d_r -parallel and linearly independent over \mathbb{H} since α_\pm are linearly independent over \mathbb{H} , see Remark 4.4. Put $\Phi = FM$ where

$$M = (\phi_1, \phi_2) = \begin{pmatrix} \alpha_1 & \alpha_2 \\ \beta_1 & \beta_2 \end{pmatrix}, \quad F = \begin{pmatrix} 1 & f \\ 0 & 1 \end{pmatrix},$$

and consider the associated family of isothermic surfaces $A_{\Phi,r}(f)$ given by Theorem 2.9 in the affine coordinate as

$$A_{\Phi,r}(f) = -\alpha_1^{-1}\alpha_2.$$

Now, $\mu_\pm = e^{\pm it} \in S^1$ gives $1 - 2r = \operatorname{Re}(\mu_\pm) = \cos t$ and thus

$$\lim_{r \rightarrow 0} A_{\Phi,r}(f) = \lim_{t \rightarrow 0} A_{\Phi, \frac{1-\cos t}{2}}(f).$$

By assumption $\lim_{t \rightarrow 0} \alpha_1 = 1$ and it remains to show that, up to translation, $\lim_{t \rightarrow 0} \alpha_2 = -f$.

Since $\lim_{t \rightarrow 0} (\alpha_+ - \alpha_-) = 0$ we can apply L'Hôpital's rule to obtain

$$\lim_{t \rightarrow 0} \alpha_2 = \lim_{t \rightarrow 0} \frac{1}{t} (\alpha_+ - \alpha_-) = \frac{d}{dt} (\alpha_+ - \alpha_-)|_{t=0}.$$

We conclude by applying the Sym–Bobenko formula

$$(4.4) \quad \lim_{r \rightarrow 0} A_{\Phi, r}(f) = -\frac{d}{dt}(\alpha_+ - \alpha_-)|_{t=0} = f.$$

The general case now follows by applying the same arguments to the CMC surface $f^\alpha = A_{\alpha, s}^N(f)$ and its associated family of isothermic surfaces $A_{\Phi^\alpha, r}(f^\alpha)$ to obtain

$$\lim_{r \rightarrow 0} A_{\Phi^\alpha, r}(f^\alpha) = f^\alpha.$$

Since for $\lambda \in S^1$ parallel sections of d_λ^N and $d_\lambda^{N_\alpha}$ correspond via the gauge relation (4.3) we can write a $d_\lambda^{N_\alpha}$ -parallel Φ^α in terms of

$$\alpha^{-1} \alpha_i^{\mu\lambda}, \quad i = 1, 2,$$

where $\alpha_i^{\mu\lambda}$ are $d_{\mu\lambda}^N$ -parallel sections and $\mu\lambda \in S^1$. Therefore using the isothermic spectral parameter $r(\lambda\mu) = -\frac{(\lambda\mu-1)^2}{4\lambda\mu}$ we see

$$A_{\Phi^\alpha, r(\lambda)}(f^\alpha) = -(\alpha^{-1} \alpha_1^{\mu\lambda})^{-1} (\alpha^{-1} \alpha_2^{\mu\lambda}) = A_{\Phi, r(\lambda\mu)}(f)$$

so that

$$f^\alpha = \lim_{r \rightarrow 0} A_{\Phi^\alpha, r}(f^\alpha) = \lim_{r \rightarrow r(\mu)} A_{\Phi, r}(f).$$

□

Remark 4.10. We note that

$$M = M_t \begin{pmatrix} 1 & \frac{1}{t} \\ 0 & -\frac{1}{t} \end{pmatrix}$$

for $M_t = (\phi_+, \phi_-)$ and $M = (\phi_1, \phi_2)$ so that the surface in the associated family given by $(FM_t)^{-1}L$ is Möbius equivalent to the one given by $(FM)^{-1}L$. Moreover, the equation (4.4) shows that the Sym–Bobenko derivative is indeed geometrically given as the limit of the isothermic associated surfaces of f .

,

4.2. The μ -Darboux transformation of CMC surfaces. In [20, 14] it is shown that the harmonic Gauss map of a CMC surface gives rise to a Darboux transformation which preserves the harmonicity of the Gauss map, and thus the CMC property (up to translation in \mathbb{R}^4). We will now discuss how this so-called μ -Darboux transformation is related to the isothermic ϱ -Darboux transformation.

We first investigate which ϱ -Darboux transforms of a CMC surface $f : M \rightarrow \mathbb{R}^3$ have constant mean curvature. Recall that a classical Darboux transform $\hat{f} = f + T : \tilde{M} \rightarrow \mathbb{R}^3$ with $dT = -df + TdgrT$, $r \in \mathbb{R}$, of a CMC surface $f : M \rightarrow \mathbb{R}^3$ has constant mean curvature if and only if $|T - N|^2 = 1 - \frac{1}{r}$, see [33]. We generalise this to give a condition for a general ϱ -Darboux transform to have constant mean curvature.

Theorem 4.11. *Let $f : M \rightarrow \mathbb{R}^3$ be a CMC surface, $H = 1$, with dual surface given by the parallel CMC surface $g = f + N$. Let $\phi = \begin{pmatrix} \alpha \\ \beta \end{pmatrix}$ be a non-trivial d_ϱ -parallel section, $\varrho \in \mathbb{C} \setminus \{0, 1\}$. Then $\hat{f} = f + \alpha\beta^{-1} : \tilde{M} \rightarrow \mathbb{R}^4$ is a ϱ -Darboux transform of f .*

Moreover, \hat{f} has constant real part and its imaginary part is a CMC surface in \mathbb{R}^3 with mean curvature $\hat{H} = 1$ if and only if

$$(4.5) \quad (T^d + N)^2 = \hat{\varrho}^{-1} - 1,$$

where $T^d = \beta \varrho^{-1} \alpha^{-1}$ and $\hat{\varrho} = \alpha \varrho \alpha^{-1}$.

Remark 4.12. Note that in contrast to the case of a real parameter this is not a condition on distance since in general the difference $T^d = \hat{g} - g$ between the parallel surface and its Darboux transform can take values in 4-space. Moreover, the right hand side $\hat{\varrho}^{-1} - 1$ is not constant for $\varrho \in \mathbb{C} \setminus \mathbb{R}$.

Proof. We first observe that by Theorem 4.1 if for a d_ϱ -parallel section $\phi = \begin{pmatrix} \alpha \\ \beta \end{pmatrix}$ one of the parallel sections α or β vanishes at p then it vanishes identically, and by (3.1) both parallel sections α and β are identical zero, contradicting the assumption that ϕ is non-trivial. Hence $T = \alpha \beta^{-1} : \tilde{M} \rightarrow \mathbb{H}_*$ and $\hat{f} = f + T$ is a ϱ -Darboux transform. With $T = \alpha \beta^{-1}$ the differential of \hat{f} is given by (3.3) as

$$d\hat{f} = Tdg\hat{\varrho}T,$$

and the left normal of \hat{f} is $\hat{N} = -TNT^{-1}$. By (2.2) the Darboux transform \hat{f} has constant real part and mean curvature $\hat{H} = 1$ if and only if $(d\hat{N})' = -d\hat{f}$. Therefore, we now compute $(d\hat{N})' = \frac{1}{2}(d\hat{N} - \hat{N} * d\hat{N})$ for $\hat{N} = -TNT^{-1}$. First we have

$$d\hat{N} = [dT T^{-1}, \hat{N}] - TdNT^{-1}.$$

From the Riccati type equation (3.2) we obtain

$$dT N + *dT = Tdg(\hat{\varrho}TN + N\hat{\varrho}T).$$

Therefore, with $dg = (dN)''$, we see

$$\begin{aligned} (d\hat{N})' &= -\frac{1}{2}Tdg(\hat{\varrho}TN + N\hat{\varrho}T - N(\hat{\varrho}TN + N\hat{\varrho}T)N + 2)T^{-1} \\ &= -Tdg(\hat{\varrho}TN + N\hat{\varrho}T + 1)T^{-1} \end{aligned}$$

so that $(d\hat{N})' = -d\hat{f} = -Tdg\hat{\varrho}T$ if and only if

$$(4.6) \quad 1 + N\hat{\varrho}T + \hat{\varrho}TN = \hat{\varrho}T^2.$$

Since $(\hat{\varrho}T)^{-1} = T^d$, the latter is equivalent to (4.5). \square

Recall [20] that for fixed $\mu \in \mathbb{C}_*$ a μ -Darboux transform $D_{\alpha, \mu}^N(f)$ is given by a d_μ^N -parallel section $\alpha \in \Gamma(\tilde{\mathbb{H}})$: if

$$d\alpha = -\frac{1}{2}df(N\alpha(a-1) + \alpha b)$$

where $a = \frac{\mu + \mu^{-1}}{2}$, $b = i\frac{\mu^{-1} - \mu}{2}$ then $e\alpha$ is a holomorphic section and $\varphi = e\alpha + \psi\beta$ with $\beta = \frac{1}{2}(N\alpha(a-1) + \alpha b)$ is the prolongation of $e\alpha$. Thus,

$$D_{\alpha, \mu}^N(f) = f + T : \tilde{M} \rightarrow \mathbb{H}$$

is a Darboux transform of f , a so-called μ -Darboux transform, where

$$T^{-1} = \frac{1}{2}(N(\hat{a} - 1) + \hat{b})$$

and $\hat{a} = \alpha a \alpha^{-1}, \hat{b} = \alpha b \alpha^{-1}$. Note that indeed $T^{-1}(p) \neq 0$ for all p since otherwise $N = \hat{b}(1 - \hat{a})^{-1}$ at some p which leads to the contradiction $-1 = N(p)^2 = \frac{a+1}{1-a}$.

Since $\varphi = e\alpha + \psi\beta$ is d_ϱ -parallel for $\varrho = \frac{1-a}{2}$ by Theorem 4.2 the μ -Darboux transformation is a special case of the ϱ -Darboux transformation [20]:

Theorem 4.13. *Let $f : M \rightarrow \mathbb{R}^3$ be a constant mean curvature surface in \mathbb{R}^3 with mean curvature $H = 1$ and dual surface $g = f + N$ where N is the Gauss map of f . Then any ϱ -Darboux transform $\hat{f} : \tilde{M} \rightarrow \mathbb{R}^4$, $\varrho \in \mathbb{C} \setminus \{0, 1\}$, is given by*

$$\hat{f} = f + (\alpha_+ + \alpha_-)(\beta_+ + \beta_-)^{-1}$$

where $d_{\mu_\pm}^N \alpha_\pm = 0$ and $\beta_\pm = \frac{1}{2}(N\alpha_\pm(a-1) \pm \alpha_\pm b)$ and $\mu_\pm = a \pm ib = 1 - 2\varrho \pm 2i\sqrt{\varrho(1-\varrho)}$.

Moreover, μ -Darboux transforms of f are exactly those ϱ -Darboux transforms of f which have constant mean curvature in 3-space (possibly after translation).

Proof. The first statement follows directly from Theorem 4.2. Now assume that $\hat{f} : \tilde{M} \rightarrow \mathbb{R}^4$ is a ϱ -Darboux transform with constant real part and $\text{Im}(\hat{f})$ has constant mean curvature. Then $\hat{f} = f + \alpha\beta^{-1}$ with $\alpha = \alpha_+ + \alpha_-$, $\beta = \beta_+ + \beta_-$ and α is nowhere vanishing.

Using $a^2 + b^2 = (1 - 2\varrho)^2 + 4\varrho(1 - \varrho) = 1$ we have $\varrho^{-1} - 1 = \frac{b^2}{(a-1)^2}$ so that

$$\hat{\varrho}^{-1} - 1 = (\alpha_+ + \alpha_-) \frac{b^2}{(a-1)^2} (\alpha_+ + \alpha_-)^{-1}.$$

Therefore, the condition $(T^d + N)^2 = \hat{\varrho}^{-1} - 1$ for \hat{f} to have constant mean curvature (4.5) gives

$$(\alpha_+ + \alpha_-)^{-1} (T^d + N)^2 (\alpha_+ + \alpha_-) = \frac{b^2}{(a-1)^2}.$$

Since $\frac{b^2}{(a-1)^2} = \varrho^{-1} - 1 \neq 0$ and $(\alpha_+ + \alpha_-)^{-1} (T^d + N)^2 (\alpha_+ + \alpha_-)$ is smooth, we obtain

$$(4.7) \quad (\alpha_+ + \alpha_-)^{-1} (T^d + N) (\alpha_+ + \alpha_-) = \pm \frac{b}{a-1}.$$

On the other hand, we have

$$\beta = \beta_+ + \beta_- = \frac{1}{2}(N\alpha(a-1) + (\alpha_+ - \alpha_-)b)$$

so that

$$T^d + N = \beta \varrho^{-1} \alpha^{-1} + N = (\alpha_- - \alpha_+) \frac{b}{a-1} (\alpha_+ + \alpha_-)^{-1}.$$

Comparing to the previous equation (4.7) we see that $\alpha_+ = 0$ or $\alpha_- = 0$. In this case, $\hat{f} = f + \alpha_\pm \beta_\pm^{-1}$ is a μ -Darboux transform.

Conversely, see [20], let $f^\mu = f + \alpha\beta^{-1}$ be a μ -Darboux transform where $d_\mu^N \alpha = 0$ and $\beta = \frac{1}{2}(N\alpha(a-1) + \alpha b)$ as before, $a = \frac{\mu+\mu^{-1}}{2}$, $b = i\frac{\mu^{-1}-\mu}{2}$. Let $\varrho = \frac{1-a}{2}$ then

$$(4.8) \quad T^d = \beta \varrho^{-1} \alpha^{-1} = -(N + \alpha \frac{b}{a-1} \alpha^{-1})$$

and the CMC condition (4.5) follows with $a^2 + b^2 = 1$. Thus, every μ -Darboux transform has constant mean curvature. \square

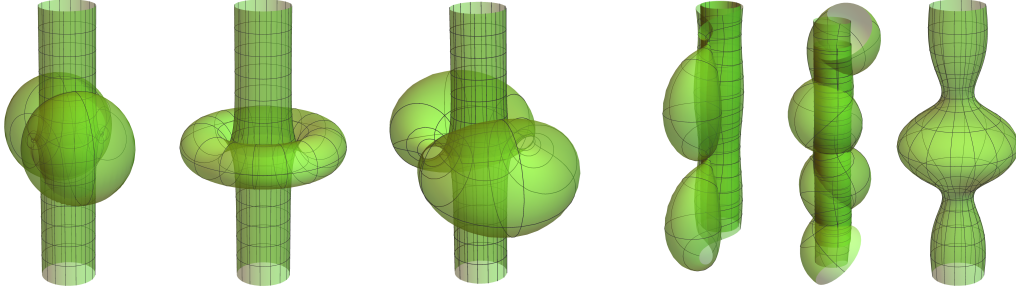


FIGURE 10. The first CMC bubbleton is a μ -Darboux transform of a cylinder at the resonance point $\mu = 7 - 4\sqrt{3}$ (which gives $\varrho = \frac{1-a}{2} = -3$). The first surface of revolution is a ϱ -Darboux transform at $\varrho = -3$ which is not CMC. The next surface is an isothermic bubbleton, a ϱ -Darboux transform at the resonance point $\varrho = -3$ whereas the next one is a ϱ -Darboux transform at $\varrho = 1$, which is given by $d_{\varrho=1}$ -parallel sections which are not obtained from $d_{\mu_{\pm}}$ -parallel sections only (here $\mu_{\pm} = -1$). The next surface is a μ -Darboux transform at $\mu = -(1 + 2i) + 2\sqrt{i - 1}$ (that is $\varrho = 1 + i$), that is a CMC surface. The last surface of revolution is a ϱ -Darboux transform at $\varrho = 1 + i$ with non-constant real part, orthogonally projected into 3-space.

Remark 4.14. We note that for $\mu = -1$ for any d_{μ}^N -parallel section α we have $\beta = -N\alpha$ so that the corresponding μ -Darboux transforms are the parallel CMC surface $f^{\mu} = f + \alpha\beta^{-1} = f + N = g$, see [33].

We can now express the μ -Darboux transform of the parallel surface in terms of the CMC surface f , the spectral parameter and parallel sections of the associated family of f :

Corollary 4.15. *Let $f : M \rightarrow \mathbb{R}^3$ be a CMC surface with dual surface given by the parallel CMC surface $g = f + N$.*

If $d_{\mu}^N \alpha = 0$, $\mu \in \mathbb{C} \setminus \{0, 1\}$, such that $f^{\mu} = f + \alpha\beta^{-1}$ is a μ -Darboux transform of f given by α and

$$\beta = \frac{1}{2}(N\alpha(a - 1) + \alpha b),$$

that is $f^{\mu} = D_{\alpha, \mu}^N(f)$, then

$$g^{\mu} = g + \beta\varrho^{-1}\alpha^{-1} = f - \alpha\frac{b}{a-1}\alpha^{-1}$$

is a μ -Darboux transform of g with parameter μ and d_{μ}^{-N} -parallel section β , that is,

$$g^{\mu} = D_{\beta, \mu}^{-N}(g).$$

Here, $a = \frac{\mu + \mu^{-1}}{2}$, $b = i\frac{\mu^{-1} - \mu}{2}$ and $\varrho = \frac{1-a}{2}$ is the isothermic spectral parameter given by μ .

Moreover, g^{μ} is the parallel CMC surface of the μ -Darboux transform f^{μ} of f , that is,

$$g^{\mu} = f^{\mu} + N^{\mu}$$

where N^{μ} is the Gauss map of f^{μ} .

Proof. The Gauss map of g is $N_g = -N$. Since α is d_μ^N -parallel if and only if $\alpha_g = \beta$ is d_μ^{-N} -parallel and $d_\mu^{-N}\beta = d\beta + dg\alpha\varrho$ by Theorem 4.1, we see that

$$\beta_g = \alpha\varrho$$

and hence

$$g^\mu = g + \alpha_g\beta_g^{-1} = g + \beta\varrho^{-1}\alpha^{-1}$$

is a μ -Darboux transform of g . Moreover, (4.8) now allows to simplify

$$g^\mu = f - \alpha \frac{b}{a-1} \alpha^{-1}.$$

Since $f^\mu = f + T$ is CMC by (4.6) we see that $T = \alpha\beta^{-1}$ satisfies

$$\hat{\varrho}T(1 - NT^{-1}) = T^{-1} + N\hat{\varrho} = \frac{1}{2}\alpha b\alpha^{-1}$$

so that the parallel CMC surface of f^μ is given by

$$f^\mu + N^\mu = f + T(1 - NT^{-1}) = f + \alpha \frac{b}{1-a} \alpha^{-1} = g^\mu$$

where we used that $N^\mu = -TNT^{-1}$ by (3.3).

□

We also obtain that Bianchi permutability preserves the CMC condition:

Theorem 4.16. *Let $f : M \rightarrow \mathbb{R}^3$ be a CMC surface and $\alpha_l \in \Gamma(\tilde{\mathbb{H}})$ parallel sections with respect to the flat connections d_μ^N where $\mu_l \in \mathbb{C} \setminus \{0, 1\}$, $l = 1, 2$. Let $f_l = f + \alpha_l\beta_l^{-1}$ be the CMC Darboux transforms given by α_l and*

$$(4.9) \quad \beta_l = \frac{1}{2}(N\alpha_l(a_l - 1) + \alpha_l b_l)$$

where $a_l = \frac{\mu_l + \mu_l^{-1}}{2}$, $b_l = i\frac{\mu_l^{-1} - \mu_l}{2}$. Denote by $\varrho_l = \frac{1-a_l}{2}$ the associated isothermic spectral parameter.

Then the common ϱ -Darboux transform \hat{f} of f_1 and f_2 which is given by the two corresponding d_{ϱ_l} -parallel sections $\phi_l = \begin{pmatrix} \alpha_l \\ \beta_l \end{pmatrix}$ via Bianchi permutability is a CMC surface, and hence a common μ -Darboux transform of f_1 and f_2 .

Proof. By Bianchi permutability, Theorem 3.10, we have that $\hat{f} = f_1 + \alpha\beta^{-1}$ is given by

$$\alpha = \alpha_2 - \alpha_1\beta_1^{-1}\beta_2, \quad \beta = \beta_2 - \beta_1\varrho_1^{-1}\alpha_1^{-1}\alpha_2\varrho_2.$$

In particular, this gives

$$(4.10) \quad d\alpha = -df_1\beta.$$

Since $f_1 = f + T_1$, $T_1 = \alpha_1\beta_1^{-1}$, is CMC (possibly after translation) its Gauss normal $N_1 = -T_1NT_1^{-1}$ is harmonic and the connections in its associated family are flat. We show that α is $d_{\mu_2}^{N_1}$ -parallel, that is,

$$d\alpha = -df_1\frac{1}{2}(N_1\alpha(a_2 - 1) + \alpha b_2).$$

Put differently, we need to show by (4.10) that

$$\beta = \frac{1}{2}(N_1\alpha(a_2 - 1) + \alpha b_2).$$

We easily compute with (4.9) that

$$\beta = \beta_2 - \beta_1 \varrho_1^{-1} \alpha_1^{-1} \alpha_2 \varrho_2 = \frac{1}{2} \left(\alpha_2 b_2 - \alpha_1 \frac{b_1}{a_1 - 1} \alpha_1^{-1} \alpha_2 (a_2 - 1) \right).$$

On the other hand, using $N\beta_2(a_2 - 1) - \beta_2 b_2 = \alpha_2(a_2 - 1)$ and $N_1 = -T_1 N T_1^{-1}$ we see

$$\frac{1}{2}(N_1\alpha(a_2 - 1) + \alpha b_2) = \frac{1}{2} (T_1(1 - N T_1^{-1})\alpha_2(a_2 - 1) + \alpha_2 b_2)$$

and as before

$$T_1(1 - N T_1^{-1}) = \alpha_1 \frac{b_1}{1 - a_1} \alpha_1^{-1}.$$

Combining the previous equations, we obtain the claim since

$$\begin{aligned} \beta &= \frac{1}{2} \left(\alpha_2 b_2 - \alpha_1 \frac{b_1}{a_1 - 1} \alpha_1^{-1} \alpha_2 (a_2 - 1) \right) = \frac{1}{2} (T_1(1 - N T_1^{-1})\alpha_2(a_2 - 1) + \alpha_2 b_2) \\ &= \frac{1}{2}(N_1\alpha(a_2 - 1) + \alpha b_2). \end{aligned}$$

□

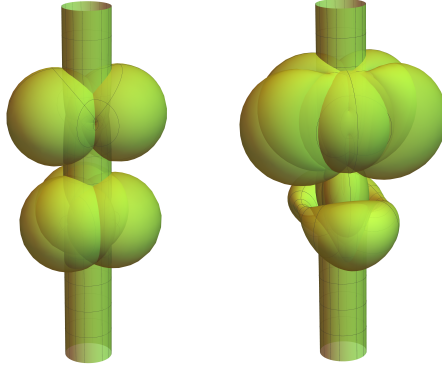


FIGURE 11. A CMC surface obtained by Bianchi permutability as common Darboux transform of two CMC bubbletons, which are μ -Darboux transforms of the cylinder at the resonance points $\mu_1 = 7 - 4\sqrt{3}$ and $\mu_2 = 17 - 12\sqrt{2}$ respectively, and an isothermic surface obtained by Bianchi permutability as a common Darboux transform of a CMC and an isothermic bubbleton, which are ϱ -Darboux transforms at the corresponding isothermic resonance points $\varrho_1 = -3$ and $\varrho_2 = -8$.

4.3. Simple factor dressing of CMC surfaces. In [14] the simple factor dressing for CMC surface was defined by its family of connections $\check{d}_\lambda^N = r_\lambda \cdot d_\lambda^N$ where the gauge matrix is given by

$$r_\lambda = r_\lambda^E = \pi_E \gamma_\lambda + \pi_{Ej}$$

and E is a d_μ -stable bundle, π_E, π_{Ej} the projections along the splitting $\tilde{\mathbb{C}}^2 = E \oplus Ej$ and $\gamma_\lambda = \frac{1-\bar{\mu}^{-1}}{1-\mu} \frac{\lambda-\mu}{\lambda-\bar{\mu}^{-1}}$. Moreover, it was shown that if $d_\mu^N \alpha = 0$ and $E = \alpha \mathbb{C}$, then the simple

factor dressing $r_{E,\mu}^N(f) = \check{f}$ of a CMC surface is a CMC surface in 3-space with harmonic Gauss map

$$\check{N} = TNT^{-1}$$

where $T = \alpha\beta^{-1}$, $\beta = \frac{1}{2}(N\alpha(a-1) + \alpha b)$ and $a = \frac{\mu+\mu^{-1}}{2}$, $b = i\frac{\mu^{-1}-\mu}{2}$.

Theorem 4.17. *The simple factor dressing $\check{f} = r_{E,\mu}^N(f)$ of a CMC surface f given by d_μ^N -parallel α , $E = \alpha\mathbb{C}$, is a 2-step Darboux transform of f up to possible translation. More precisely, the simple factor dressing is given by*

$$\check{f} = f - \alpha \frac{b}{a-1} \alpha^{-1}$$

and \check{f} is a common Darboux transform of the μ -Darboux transform $f^\mu = f + \alpha\beta^{-1}$ of f given by α and the parallel CMC surface $g = f + N$ which is a μ -Darboux transform at $\mu_0 = -1$.

Proof. Recall that by Remark 4.14 any non-trivial parallel section α_0 of $d_{\mu_0}^N$ gives with $\beta_0 = -N\alpha_0$ the μ -Darboux transform $f^{\mu_0} = f + N = g$. By Bianchi permutability Theorem 3.10 and Theorem 4.16 the common ϱ -Darboux transform of \hat{f} and g is the CMC surface

$$\hat{g} = g + \tilde{\alpha}\tilde{\beta}^{-1}$$

where

$$\tilde{\alpha} = \alpha - \alpha_0\beta_0^{-1}\beta = \alpha - N\beta, \quad \tilde{\beta} = \beta - \beta_0\varrho_0^{-1}\alpha_0^{-1}\alpha\frac{1-a}{2} = \beta + N\alpha\frac{1-a}{2}$$

and $\varrho_0 = \frac{1-a_0}{2} = 1$. Using $\beta = \frac{1}{2}(N\alpha(a-1) + \alpha b)$ and $a^2 + b^2 = 1$, we obtain

$$\tilde{\alpha} = \frac{1}{2}(\alpha(a+1) - N\alpha b), \quad \tilde{\beta} = \frac{1}{2}\alpha b$$

so that, again with $a^2 + b^2 = 1$,

$$\hat{g} = f - \alpha \frac{b}{a-1} \alpha^{-1}.$$

To show that \check{f} and the 2-step Darboux transform \hat{g} coincide up to translation it is enough to show that \hat{g} has the same Gauss map $\check{N} = TNT^{-1}$ as \check{f} . We compute

$$d\hat{g} = df + [df\beta\alpha^{-1}, \alpha\frac{b}{a-1}\alpha^{-1}] = T^{-1}\hat{\varrho}^{-1}dfT^{-1}$$

where we used $T^{-1}\hat{\varrho}^{-1} = -N - \alpha\frac{b}{a-1}\alpha^{-1}$. This shows that the right normal of \hat{g} is $\hat{R} = TNT^{-1}$, and since the μ -Darboux transform \hat{g} of g is a CMC surface in 3-space up to translation, i.e., $\hat{R} = \hat{N}$, this shows the claim. □

5. CONSTRAINED WILLMORE SURFACES

In [6, 43] a family of flat connections d_λ^S was defined for constrained Willmore surfaces, that is, critical points of the Willmore energy with preserved conformal structure. In particular, parallel sections give again μ -Darboux transforms which are constrained Willmore. On the other hand, [18] defined a simple factor dressing for constrained Willmore surfaces which is given by the choice of a spectral parameter and a complex 2-dimensional bundle

which is d_μ^S -stable. In general, it is unknown whether these transforms are linked. Here we will show that in case of a CMC surface, a special choice of d_μ^S -stable bundle corresponds to the simple factor dressing of the CMC surface.

5.1. The associated family of a constrained Willmore surface. Recall [15, Section 7.2] that for a conformal immersion $f : M \rightarrow \mathbb{R}^3$ with constant mean curvature $H = 1$ the conformal Gauss map of f is the complex structure

$$S = F \begin{pmatrix} N & 0 \\ 1 & -N \end{pmatrix} F^{-1}, \quad F = \begin{pmatrix} 1 & f \\ 0 & 1 \end{pmatrix}$$

with Hopf field

$$*A = \frac{1}{4}(S * dS - dS) = \frac{1}{4}F \begin{pmatrix} 0 & 0 \\ *dg & 2dg \end{pmatrix} F^{-1},$$

where $g = f + N$ and thus $dN + N * dN = 2(dN)'' = 2dg$. Putting

$$\eta = -\frac{1}{4}F \begin{pmatrix} 0 & 0 \\ dg & 0 \end{pmatrix} F^{-1},$$

we have $*\eta = S\eta = \eta S$ and η takes values in the line bundle L of f . In particular, f is constrained Willmore, [8]: the 1-form $\hat{A} = A + \eta$ satisfies $d * \hat{A} = 0$ since

$$*\hat{A} = \frac{1}{2} \begin{pmatrix} 0 & f \\ 0 & 1 \end{pmatrix} dg$$

and $df \wedge dg = 0$. As before, this allows to introduce a spectral parameter and a \mathbb{C}_* -family of flat connections on \mathbb{C}^4 where the complex endomorphism I , which acts by right multiplication by i , gives the complex structure on $(\mathbb{H}^2, I) = \mathbb{C}^4$:

Proposition 5.1 (see [43, 6]). *Let $f : M \rightarrow \mathbb{R}^3$ be CMC with Gauss map N and parallel CMC surface $g = f + N$, and let $N_g = -N$ be the Gauss map of g . Then the family*

$$d_\lambda^S = d + (\lambda - 1)\hat{A}^{(1,0)} + (\lambda^{-1} - 1)\hat{A}^{(0,1)} = d + \frac{1}{2} \begin{pmatrix} 0 & f \\ 0 & 1 \end{pmatrix} dg(N_g(a - 1) + b)$$

is flat for all $\lambda \in \mathbb{C}_$.*

In the case when $\mu = 1$ or $dg = 0$ we have $d_\mu^S = d$ and all constant sections are parallel.

In the case when $\mu \neq 1$ or f is not a round sphere, i.e., dg is not vanishing identically, we see from the explicit expression of d_μ^S that a section $\varphi \in \Gamma(\tilde{\mathbb{C}}^4)$, $\varphi = e\nu + \psi\beta$, is d_μ^S -parallel if and only if

$$(5.1) \quad d\nu = -d\psi\beta, \quad d\beta = -\frac{1}{2}dg(N_g\beta(a - 1) + \beta b).$$

We now see that all parallel sections of d_μ^S are given algebraically by parallel sections of the associated family d_μ^N of the harmonic Gauss map N of f :

Theorem 5.2. *Let $f : M \rightarrow \mathbb{R}^3$ be CMC with Gauss map N and not the round sphere. Denote by d_λ^S the family of flat connections given by the conformal Gauss map S of f . Then a section φ is d_μ^S -parallel, $\mu \in \mathbb{C} \setminus \{0, 1\}$, if and only if*

$$\varphi = e(\alpha + n) + \psi\beta$$

with $n \in \mathbb{H}$, d_μ^N -parallel α and $\beta = \frac{1}{2}(N\alpha(a - 1) + \alpha b)$ where $a = \frac{\mu + \mu^{-1}}{2}$ and $b = i\frac{\mu^{-1} - \mu}{2}$.

Moreover, all d_μ^N -parallel sections are obtained algebraically from d_μ^S -parallel sections $\varphi = e\nu + \psi\alpha$ by $\alpha = N\beta - \beta\frac{b}{a-1}$.

Proof. Let first α be d_μ^N -parallel, then $d\alpha = -df\beta$ with $\beta = \frac{1}{2}(N\alpha(a-1) + \alpha b)$. By Theorem 4.1 we have

$$d\beta = -dg(-N\beta(a-1) + \beta b).$$

This shows by (5.1) that $\varphi = e\alpha + \psi\beta$ is d_μ^S -parallel. Moreover, any constant section $e\nu$ is clearly d_μ^S -parallel.

Conversely, assume that $\varphi = e\nu + \psi\beta$ is d_μ^S -parallel. Putting $\alpha = N\beta - \beta\frac{b}{a-1}$ we see with $a^2 + b^2 = 1$ and (5.1) that

$$d\alpha = -df\beta,$$

that is, $\nu = \alpha + n$ with constant $n \in \mathbb{H}$. Since

$$\frac{1}{2}(N\alpha(a-1) + \alpha b) = \beta$$

we see that α is d_μ^N -parallel, and comparing the complex dimensions of the corresponding space of parallel sections, we obtain the claim. \square

We note that the parallel section of the CMC integrable system which appears naturally here by (5.1) is the d_μ^{-N} -parallel section β : the d_μ^N -parallel section is then given by the correspondence of parallel sections of f and its parallel CMC surface $g = f + N$. This observation might be relevant to understand the link between the μ -Darboux transformation and simple factor dressing in the case of general constrained Wilmore surfaces.

In [18] the associated family of constrained Willmore surfaces with spectral parameter $\mu \in S^1$ has been discussed. In the case when $f : M \rightarrow \mathbb{R}^3$ is a CMC surface, for $\mu \in S^1$ the d_μ^S -parallel sections

$$e, \varphi = e\alpha + \psi\beta,$$

where α is d_μ -parallel and $\beta = \frac{1}{2}(N\alpha(a-1) + \alpha b)$, form a quaternionic basis of d_μ^S -parallel sections since in this case $a, b \in \mathbb{R}$ and d_μ^S is quaternionic. By [18] the associated family $A_{\Phi, \mu}^S(f)$ of constrained Willmore surfaces is given, up to Möbius transforms, by its associated line bundle

$$L^\Phi = \Phi^{-1}L$$

where $\Phi = (e, \varphi) \in \Gamma(\text{End}_{\mathbb{H}}(\tilde{\mathbb{H}}^2))$. Therefore, as in the case of isothermic surfaces, we obtain for $\mu \neq 0, 1$, with

$$M = \begin{pmatrix} 1 & \alpha \\ 0 & \beta \end{pmatrix}$$

and

$$L^\Phi = M^{-1} \begin{pmatrix} 0 \\ 1 \end{pmatrix} \mathbb{H} = \begin{pmatrix} -\alpha\beta^{-1} \\ \beta^{-1} \end{pmatrix} \mathbb{H}$$

the affine coordinate of the associated family by

$$A_{\Phi, \mu}^S(f) = -\alpha,$$

where α is d_μ^N -parallel and $\mu \in S^1$.

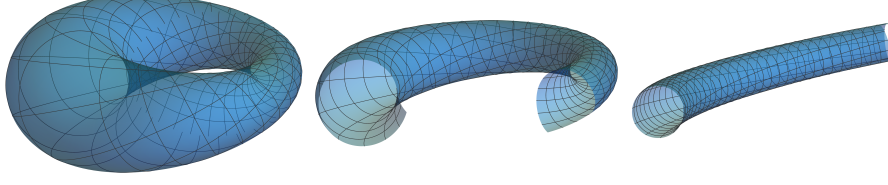


FIGURE 12. Constrained Willmore surfaces in S^3 in the associated family of the cylinder. The parametrisation is only periodic in the x -direction, with the period depending on the spectral parameter $\mu = e^{it} \in S^1$, $t = \frac{\pi}{2}, \frac{\pi}{3}, \frac{\pi}{10}$.

Since $d\alpha = -\frac{1}{2}df(N(a-1)+b)\alpha$ we see that the left normal $N^\Phi = N$ of $A_{\Phi,\mu}^S(f)$ is the Gauss map N of f and the right normal is $R^\Phi = \alpha^{-1}N\alpha$:

Theorem 5.3. *The constrained Willmore associated family $f^\Phi = A_{\Phi,\mu}^S(f)$ of a CMC surface $f : M \rightarrow \mathbb{R}^3$ with $\mu \in S^1$ and Gauss map N is, up to Möbius transform, a family of CMC surfaces in $S^3(\mathfrak{r})$ with mean curvature*

$$H_{S^3(\mathfrak{r})}^\Phi = \frac{1}{\mathfrak{r}} \left(\frac{b}{a-1} \right)$$

where $\mathfrak{r} = |\alpha|$ and $a = \frac{\mu+\mu^{-1}}{2}$, $b = i\frac{\mu^{-1}-\mu}{2}$ for $\mu \in S^1$.

Proof. As in the isothermic case we have $N^\Phi f^\Phi = f^\Phi R^\Phi$ so that f^Φ takes values in the 3-sphere of radius $\mathfrak{r} = |\alpha|$. Now $df^\Phi H^\Phi = -(dN^\Phi)' = -(dN)' = df$ gives

$$H^\Phi = \alpha^{-1} \left(N + \frac{b}{1-a} \right)$$

and thus

$$H_{S^3(\mathfrak{r})}^\Phi = \frac{1}{\mathfrak{r}} \operatorname{Re} (f^\Phi H^\Phi) = \frac{1}{\mathfrak{r}} \left(\frac{b}{a-1} \right).$$

□

Similar to the isothermic case, we can link the constrained Willmore associated family to the CMC associated family:

Theorem 5.4. *Let $f : M \rightarrow \mathbb{R}^3$ be a CMC surface and d_λ^S its associated family of flat connections. Denote by $f^\alpha = A_{\alpha,s}^N(f)$ the CMC surface in the associated family given by a d_μ^N -parallel section α with $\mu = e^{is} \in S^1$ and by $A_{\Phi,\lambda}^{S^\alpha}(f^\alpha)$ the associated family of constrained Willmore surfaces of f^α for $\lambda \in S^1$. Then up to Möbius transformation*

$$\lim_{\lambda \rightarrow 1} A_{\Phi,\lambda}^{S^\alpha}(f^\alpha) = A_{\alpha,s}^N(f).$$




FIGURE 13. Members of the constrained Willmore associated family $A_{\Phi, \lambda}^{S^\alpha}(f^\alpha)$ of the CMC surface $f^\alpha = A_{\alpha, \frac{\pi}{2}}^N(f)$ in the associate family of the cylinder and their limit f^α for $\alpha = \alpha_+(\frac{\pi}{2})$ and $\lambda = e^{it}$, $t = \frac{1}{2}, \frac{1}{4}, \frac{1}{8}, \frac{1}{100}$, orthogonally projected into 3-space.

Proof. Let $\mu = e^{is} \in S^1$ and α a non-trivial d_μ^N -parallel section, and consider the associated family $d_\lambda^{N^\alpha}$ of the harmonic Gauss map $N^\alpha = \alpha^{-1}N\alpha$ of the CMC surface $f^\alpha = A_{\alpha, \mu}^N(f)$ given by α via the Sym–Bobenko formula, see Theorem 4.8, as $f^\alpha = -2\alpha^{-1}\frac{d}{dt}\alpha|_{t=s}$.

Let $\alpha_{\lambda\mu}$ be $d_{\lambda\mu}^N$ -parallel, smooth in λ , with $\alpha_{\lambda\mu=\mu} = \alpha$. By (4.3) we know that

$$\alpha_\lambda^{N^\alpha} = \alpha^{-1}\alpha_{\lambda\mu}$$

is a parallel section of $d_\lambda^{N^\alpha}$.

Putting $\beta_\lambda^{N^\alpha} = \frac{1}{2}(N^\alpha\alpha_\lambda^{N^\alpha}(a-1) + \alpha_\lambda^{N^\alpha}b)$ and $\psi^\alpha = \begin{pmatrix} f^\alpha \\ 1 \end{pmatrix}$ we see that

$$\varphi_\lambda = e\alpha_\lambda^{N^\alpha} + \psi^\alpha\beta_\lambda^{N^\alpha}$$

is $d_\lambda^{S^\alpha}$ -parallel, where S^α is the conformal Gauss map of the CMC surface f^α . In particular, up to Möbius transformation, the associated family $f^\Phi = A_{\Phi, \lambda}^{S^\alpha}(f^\alpha)$ of the constrained Willmore surface f^α is given by $\Phi^{-1}L^\alpha$ where $L^\alpha = \psi^\alpha\mathbb{H}$ is the line bundle of f^α and

$$\Phi = (e, \frac{2}{t}(\varphi_\lambda - e)),$$

with $\lambda = e^{it}$. Then as before we can compute the affine coordinate to be

$$f^\Phi = \frac{2}{t}(1 - \alpha_{e^{it}}^{N^\alpha}) = \frac{2}{t}(1 - \alpha^{-1}\alpha_{e^{i(t+s)}}).$$

Taking the limit for $\lambda\mu$ to μ , that is, t to 0, by the Sym–Bobenko formula 4.8 we obtain the result. \square

5.2. μ -Darboux transforms of a constrained Willmore surface. In [6] it was shown that Darboux transforms of constrained Willmore surfaces are constrained Willmore. We will here use the explicit parallel sections given by the harmonic Gauss map of a CMC surface to give μ -Darboux transforms explicitly.

For this, let $\varphi = e\nu + \psi\beta$ be d_μ^S -parallel. Then $d\nu = -df\beta$ shows as before that $e\nu$ is a holomorphic section, and φ is its prolongation. Thus, the surface $D_{\varphi, \mu}^S(f)$ given by $\varphi\mathbb{H}$ is a Darboux transform of f .

In the case when $\nu = \alpha = N\beta - \beta \frac{b}{a-1}$ we see that $\varphi = e\alpha + \psi\beta$ is the μ -Darboux transform given by the d_μ^N -parallel section α . In general, we have:

Theorem 5.5. *Let $f : M \rightarrow \mathbb{R}^3$ be a CMC surface and $D_{\varphi,\mu}^S(f) = f + \nu\beta^{-1} : \tilde{M} \rightarrow \mathbb{H}$ be the Darboux transform given by the d_λ^S -parallel section $\varphi = e\nu + \psi\beta$ where d_λ^S is the associated family of flat connections given by the conformal Gauss map S of f .*

Then $\hat{f} = D_{\varphi,\mu}^S(f)$ is constrained Willmore with harmonic right normal. Moreover, \hat{f} is a CMC surface in 3-space (up to translation) if and only if $\hat{f} = D_{\alpha,\mu}^N(f)$ is, up to translation, a μ -Darboux transform of f .

Proof. Since $\varphi = e\nu + \psi\beta$ is d_μ^S -parallel we can write $\nu = \alpha + n$ with $n \in \mathbb{H}$ and $\alpha = N\beta - \beta \frac{b}{a-1}$ where $a = \frac{\mu+\mu^{-1}}{2}$, $b = i\frac{\mu^{-1}-\mu}{2}$ and β is a d_μ^N -parallel section. We compute

$$d\hat{f} = df + d\nu\beta^{-1} - \nu\beta^{-1}d\beta\beta^{-1} = \nu\beta^{-1}dg\alpha\varrho\beta^{-1}$$

with $\varrho = \frac{1-a}{2}$. By Corollary 4.15 the μ -Darboux transform $g^\mu = g + T_g$, $T_g = \beta\varrho^{-1}\alpha^{-1}$, of the parallel CMC surface $g = f + N$ has Gauss map

$$N_g^\mu = -T_g N_g T_g^{-1} = -T_g N T_g^{-1}.$$

Hence the right normal

$$\hat{R} = -T_g N T_g^{-1}$$

of \hat{f} is the negative of the Gauss map N_g^μ of g^μ .

Put differently, \hat{R} is the Gauss map of the parallel CMC surface $f^\mu = f + \alpha\beta^{-1}$ of g^μ . Therefore, \hat{R} is harmonic, and \hat{f} is constrained Willmore, see [46, 6].

For \hat{f} to be CMC in 3-space (up to translation) the left and right normal of \hat{f} have to coincide. In this case, \hat{f} and f^μ have the same Gauss map, and \hat{f} is a μ -Darboux transform of f up to translation. \square

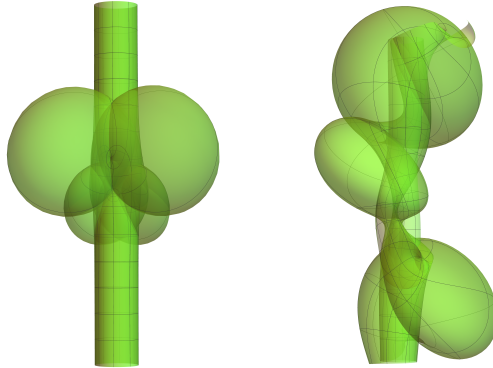


FIGURE 14. Constrained Willmore surfaces in S^4 obtained as a Darboux transform of the cylinder, periodic on the double-cover for $\mu = 7 - 4\sqrt{3}$ and $n = 1 - 4k$, and non-periodic for $\mu = (-1 - 2i) + 2\sqrt{-1 + i}$ and $n = 1 - 4k$, orthogonally projected to \mathbb{R}^3 .

5.3. Simple factor dressing of the conformal Gauss map. In [18] a simple factor dressing of constrained Willmore surfaces is introduced: in the case when the constrained Willmore surface is in the 4-sphere, similar to the isothermic 2-step simple factor dressing, a d_μ^S -stable bundle W gives a new constrained Willmore surface. It is also shown there that the simple factor dressing is a transformation defined in [43]: the simple factor dressing of the conformal Gauss map is, [43, 18], the conformal immersion $\check{f} = r_{W,\mu}^S(f)$ given by the line bundle $\check{L} = \frac{1}{2}(S + \Phi \frac{b}{a-1} \Phi^{-1})L \subset \tilde{\mathbb{H}}^2$ over the universal cover \tilde{M} where $\Phi = (\varphi_1, \varphi_2)$ and $\{\varphi_1, \varphi_2\}$ is a d_μ^S -parallel basis of the complex bundle W . In the case when $f : M \rightarrow \mathbb{R}^3$ is a CMC surface and $\varphi_1 = en, \varphi_2 = e\alpha + \psi\beta$ with $n \in \mathbb{H}_*, \beta = \frac{1}{2}(N\alpha(a-1) + \alpha b)$ and $d_\mu^N \alpha = 0$ we can link this simple factor dressing to the simple factor dressing of the harmonic Gauss map N . In this case, we have

$$\Phi = F \begin{pmatrix} n & \alpha \\ 0 & \beta \end{pmatrix},$$

and since $S\psi = -\psi N$ and $(\varphi_2 - e\alpha) = \psi\beta \in \Gamma(\tilde{L})$ we see as, in the minimal case, [45], that

$$\check{\varphi} := (S + \Phi \frac{b}{a-1} \Phi^{-1})(\psi\beta) = -\psi\alpha + e(\alpha \frac{b}{a-1} - n \frac{b}{a-1} n^{-1} \alpha) \in \Gamma(\check{L})$$

where we use that by assumption $\alpha = N\beta - \beta \frac{b}{a-1}$. Thus

$$\check{f} = f - \alpha \frac{b}{a-1} \alpha^{-1}$$

up to constant. Therefore, by Theorem 4.17 the simple factor dressing $\check{f} = r_{W,\mu}^S(f)$ is the CMC surface given by the simple factor dressing $\check{f} = r_{E,\mu}^N(f)$ of the harmonic Gauss map N of f with d_μ^N -stable bundle $E = \alpha\mathbb{C}$. Moreover, the theorem also shows that $\check{f} = r_{W,\mu}^S(f)$ is a μ -Darboux transform of the parallel CMC surface $g = f + N$ of f .

We summarise:

Theorem 5.6. *Let $f : M \rightarrow \mathbb{R}^3$ be a CMC surface and d_λ^S its associated family given by the conformal Gauss map S . Let $\check{f} = r_{W,\mu}^S(f)$ be the simple factor dressing given by the complex rank 2 bundle $W \subset \tilde{\mathbb{H}}^2$ which is spanned by the d_μ^S -parallel sections $en, \varphi = e\alpha + \psi\beta \in \Gamma(\tilde{\mathbb{H}}^2)$, $n \in \mathbb{H}_*$. Then \check{f} is, up to translation, the simple factor dressing*

$$r_{W,\mu}^S(f) = r_{E,\mu}^N(f)$$

where E is the d_μ^N -stable bundle given by the d_μ^N -parallel section α .

Moreover, the simple factor dressing \check{f} is a μ -Darboux transform of the parallel surface $g = f + N$,

$$\check{f} = D_{\beta,\mu}^{-N}(g),$$

or, equivalently, the 2-fold Darboux transform given by Bianchi permutability from the Darboux transforms $f^\mu = D_{\alpha,\mu}^N(f) = f + \alpha\beta^{-1}$ and $g = f + N$.

6. CONCLUSION

In this paper we investigated the integrable systems of a CMC surface $f : M \rightarrow \mathbb{R}^3$ which are given by the harmonic Gauss map N , by the isothermicity of f and by the

conformal Gauss map S in terms of their associated families of flat connections d_λ^N , d_ϱ (and $d_\varrho = F \cdot d_\varrho$), and d_λ^S respectively. We showed that the parallel sections of one family of connections give, together with the Gauss map N of f , all parallel sections of the other two via algebraic operations. Here there is a 2:1 correspondence of the CMC and Constrained Willmore spectral parameter μ and the isothermic spectral parameter ρ via $\mu_\pm = 1 - 2\rho \pm 2i\sqrt{\rho(1-\rho)}$ and $\rho = -\frac{(\mu-1)^2}{4\mu}$ respectively. This provides a unified view on all three integrable systems of a CMC surface.

In particular, we demonstrated the correspondence between the various associated families, Darboux transforms and simple factor dressings.

We consider CMC surfaces with $H = 1$, and exclude the case of a round sphere. Recalling that we denote by $g = f + N$ the parallel CMC surface with Gauss map $N_g = -N$, and for $\mu \in \mathbb{C}_*$, $\rho \in \mathbb{C}$, $r \in \mathbb{R}_*$,

- a d_μ^N -parallel section by α ,
- a $d_\mu^{N_g}$ -parallel section by β ,
- a d_μ^S -parallel section by φ ,
- a d_ρ -parallel section by ϕ ,
- a d_r -parallel endomorphism by Φ ,
- a d_ρ -stable or d_μ -stable complex line bundle by E ,
- a d_μ^S -stable complex rank 2 bundle by W ,

we summarise our results:

Theorem 6.1. *Let $f : M \rightarrow \mathbb{R}^3$ be a CMC surface with $H = 1$ and f not a round sphere. Then a surface $f^\alpha = A_{\alpha,s}^N(f)$, $\mu = e^{is} \in S^1$, in the CMC associated family of f is given, up to Möbius transformation, as the limit for r to $r(\mu) = \frac{1}{2}(1 - \cos s)$ of surfaces $A_{\Phi,r}(f)$ in the isothermic associated family of f , $r \in (0, 1)$.*

Furthermore, f^α is also the limit for λ to μ of the associated family $A_{\Phi,\lambda}^{S^\alpha}(f^\alpha)$ of f^α , viewed as constrained Willmore surface, given by a $d_\lambda^{S^\alpha}$ -parallel section Φ :

$$A_{\alpha,s}^N(f) = \lim_{r \rightarrow r(\mu)} A_{\Phi,r}(f) = \lim_{\lambda \rightarrow \mu} A_{\Phi,\lambda}^{S^\alpha}(f^\alpha).$$

The μ -Darboux transforms $D_{\alpha,\mu}^N(f)$ of f , $\mu \in \mathbb{C} \setminus \{0, \pm 1\}$, are exactly the isothermic ϱ -Darboux transforms $D_{\phi,\varrho}(f)$ of f , $\varrho \in \mathbb{C} \setminus \{0, 1\}$, which have constant mean curvature (and hence also the isothermic simple factor dressings $r_{E,\varrho}(f)$ which have constant mean curvature). They also are given by the constrained Willmore Darboux transforms $D_{\varphi,\mu}^S(f)$ which have constant mean curvature, that is,

$$\begin{aligned} \{D_{\alpha,\mu}^N(f) \mid \mu \in \mathbb{C} \setminus \{0, \pm 1\}\} &= \{D_{\phi,\varrho}(f) \mid D_{\phi,\varrho}(f) \text{ has CMC, } \varrho \in \mathbb{C} \setminus \{0, 1\}\} \\ &= \{r_{E,\varrho}(f) \mid r_{E,\varrho}(f) \text{ has CMC, } \varrho \in \mathbb{C} \setminus \{0, 1\}\} \\ &= \{D_{\varphi,\mu}^S(f) \mid D_{\varphi,\mu}^S(f) \text{ has CMC, } \mu \in \mathbb{C} \setminus \{0, \pm 1\}\}. \end{aligned}$$

In contrast, the simple factor dressing $r_{E,\mu}^N(f)$, $\mu \in \mathbb{C} \setminus \{0, \pm 1\}$, is a special case of the constrained Willmore simple factor dressing $r_{W,\mu}^S(f)$ with $\infty \oplus E = W$. Here $E = \varphi\mathbb{C}$ and $\varphi = e\alpha + \psi\beta$ is given by a non-trivial d_μ^N -parallel section α . These simple factor dressings coincide with the 2-step Darboux transform of f given by the parallel CMC surface $g = D_{\alpha_0, \mu=-1}^N(f)$ and the μ -Darboux transform $D_{\alpha, \mu}^N(f)$. Finally, the simple factor dressing $r_{E,\mu}^N(f)$ also is given by the μ -Darboux transform $D_{\beta, \mu}^{-N}(g)$ of the parallel surface:

$$\begin{aligned} \{r_{E,\mu}^N(f) \mid \mu \in \mathbb{C} \setminus \{0, \pm 1\}\} &= \{D_{\beta, \mu}^{-N}(g) \mid \mu \in \mathbb{C} \setminus \{0, \pm 1\}\} \\ &= \{r_{W,\mu}^S(f) \mid W = \infty \oplus E, \mu \in \mathbb{C} \setminus \{0, \pm 1\}\}. \end{aligned}$$

REFERENCES

1. L. Bianchi, *Ricerche sulle superficie isoterme e sulla deformazione delle quadriche*, Ann. Mat. Pura Appl. **11** (1905), no. 1, 93–157.
2. A. Bobenko, *Constant mean curvature surfaces and integrable equations*, Russ. Math. Surv. **40** (1991), 1–45.
3. A. Bobenko and P. Romon, *Discrete CMC surfaces in \mathbb{R}^3 and discrete minimal surfaces in S^3 : a discrete Lawson correspondence*, Journal of Integrable Systems, Volume 2, Issue 1 (2017), 1–18.
4. A. I. Bobenko, *All constant mean curvature tori in R^3 , S^3 , H^3 in terms of theta-functions*, Math. Ann. **290** (1991), 209–245.
5. C. Bohle, *Möbius invariant flows of tori in S^4* , Ph.D. thesis, Technische Universität Berlin, 2003.
6. ———, *Constrained Willmore tori in the 4-sphere*, J. Differential Geom., Vol. 86, No. 1 (2010), 71–132.
7. C. Bohle, K. Leschke, F. Pedit, and U. Pinkall, *Conformal maps from a 2-torus to the 4-sphere*, J. Reine Angew. Math. **671** (2012), 1–30.
8. C. Bohle, G. Peters, and U. Pinkall, *Constrained Willmore surfaces*, Calc. Var. PDE, Vol. 32, No. 2 (2008), 263–277.
9. K. Brakke, *The surface evolver*, Experimental Mathematics **1**, 2 (1992).
10. R. L. Bryant, *A duality theorem for Willmore surfaces*, J. Diff. Geom. **20** (1984), 23–53.
11. F. Burstall, *Isothermic surfaces: conformal geometry, Clifford algebras and integrable systems*, Integrable systems, geometry, and topology (Chuu-Lian Terng, ed.), AMS/IP Stud. Adv. Math., vol. 36, Amer. Math. Soc., Providence, RI, 2006, pp. 1–82.
12. F. Burstall and D. Calderbank, *Conformal submanifold geometry I-III*, arXiv:1006.5700 [math] (2010).
13. F. Burstall, N. Donaldson, F. Pedit, and U. Pinkall, *Isothermic submanifolds of symmetric R-spaces*, J. Reine Angew. Math. **660** (2011), 191–243.
14. F. Burstall, J. Dorfmeister, K. Leschke, and A. Quintino, *Darboux transforms and simple factor dressing of constant mean curvature surfaces*, Manuscripta Math., Vol 140, Issue 1 (2013), 213–236.
15. F. Burstall, D. Ferus, K. Leschke, F. Pedit, and U. Pinkall, *Conformal geometry of surfaces in S^4 and quaternions*, Lecture Notes in Mathematics, vol. 1772, Springer-Verlag, Berlin, 2002.
16. F. Burstall, U. Hertrich-Jeromin, F. Pedit, and U. Pinkall, *Curved flats and isothermic surfaces*, Math. Z. **225** (1997), no. 2, 199–209.
17. F. Burstall, U. Hertrich-Jeromin, W. Rossman, and S. Santos, *Discrete surfaces of constant mean curvature*, RIMS 1880 (2014), 133–179.
18. F. Burstall and A. Quintino, *Dressing transformations of constrained Willmore surfaces*, Comm. Anal. Geom. **22** (2014), 469–518.
19. P. Calapso, *Sulla superficie a linee di curvatura isoterme*, Rend. Circ. Mat. Palermo, Vol. 17 (1903), 275–286.
20. E. Carberry, K. Leschke, and F. Pedit, *Darboux transforms and spectral curves of constant mean curvature surfaces revisited*, Annals of Global Analysis and Geometry, Vol. 43, Issue 4 (2013), 299–329.
21. J. Cho, K. Leschke, and Y. Ogata, *Generalised Bianchi permutability for isothermic surfaces*, Ann. Global Anal. Geom. **61** (2022), 799–829.
22. E. Christoffel, *Ueber einige allgemeine Eigenschaften der Minimumsflaechen*, Crelle’s J. **67** (1867), 218–228.

23. J. Cieřliński, P. Goldstein, and A. Sym, *Isothermic surfaces in \mathbf{E}^3 as soliton surfaces*, Phys. Lett. A **205** (1995), no. 1, 37–43.
24. G. Darboux, *Sur les surfaces isothermiques*, C. R. Acad. Sci. Paris **128** (1899), 1299–1305.
25. A. Degasperis, C. Rogers, and W. Schief, *Isothermic surfaces generated via Bäcklund and Moutard transformations: Boomerons and zoomeron connections*, Stud. Appl. Math., Vol. 109 (2002), 39–65.
26. J. Dorfmeister and M. Kilian, *Dressing preserving the fundamental group*, Diff. Geom. Appl. **23** (2005), 176–204.
27. G. Dziuk and J.E. Hutchinson, *Finite element approximations to surfaces of prescribed variable mean curvature.*, Numerische Mathematik **102** (2006), 611–648.
28. N.M. Ercolani, H. Knörrer, and E. Trubowitz, *Hyperelliptic curves that generate constant mean curvature tori in \mathbb{R}^3* , Integrable Systems (Luminy 1991), Progr. Math., vol. 115, 1993, pp. 81–114.
29. D. Ferus, K. Leschke, F. Pedit, and U. Pinkall, *Quaternionic holomorphic geometry: Plücker formula, Dirac eigenvalue estimates and energy estimates of harmonic 2-tori*, Invent. Math. **146** (2001), no. 3, 507–593.
30. Dirk Ferus and Franz Pedit, *Curved flats in symmetric spaces*, Manuscripta Math. **91** (1996), no. 4, 445–454.
31. K. Grosse-Brauckmann, R. Kusner, and J. M. Sullivan, *Triunduloids: Embedded constant mean curvature surfaces with three ends and genus zero*, arXiv math.DG/0102183, 2001.
32. U. Hertrich-Jeromin, E. Musso, and L. Nicolodi, *Möbius geometry of surfaces of constant mean curvature 1 in hyperbolic space*, Annals of Global Analysis and Geometry **19** (2001), 185–205.
33. U. Hertrich-Jeromin and F. Pedit, *Remarks on the Darboux transform of isothermic surfaces*, Doc. Math. **2** (1997), 313–333.
34. Udo Hertrich-Jeromin, *Supplement on curved flats in the space of point pairs and isothermic surfaces: a quaternionic calculus*, Doc. Math. **2** (1997), 335–350.
35. ———, *Introduction to Möbius differential geometry*, London Mathematical Society Lecture Note Series, vol. 300, Cambridge University Press, Cambridge, 2003.
36. Udo Hertrich-Jeromin, Emilio Musso, and Lorenzo Nicolodi, *Möbius geometry of surfaces of constant mean curvature 1 in hyperbolic space*, Ann. Global Anal. Geom. **19** (2001), no. 2, 185–205.
37. N. Hitchin, *Harmonic maps from a 2-torus to the 3-sphere*, J. Differential Geom., Vol. 31, No. 3 (1990), 627–710.
38. C. Jagger, *On the classification of constant mean curvature tori in \mathbb{R}^3* , CMH **69** (1994), no. 4, 640–658.
39. George Kamberov, Franz Pedit, and Ulrich Pinkall, *Bonnet pairs and isothermic surfaces*, Duke Math. J. **92** (1998), no. 3, 637–644.
40. N. Kapouleas, *Compact constant mean curvature surfaces in Euclidean three space*, J. Diff. Geom. **33** (1991), 683–715.
41. H. Blaine Lawson, *Complete minimal surfaces in S^3* , Ann. of Math., vol. 92, no. 3 (1970), 335–374.
42. K. Leschke, *Families of conformal tori of revolution in the 3-sphere*, OCAMI Studies Vol. 3 (2009), 91–103.
43. ———, *Harmonic map methods for Willmore surfaces*, Contemporary Mathematics 542, AMS (2011), 204–212.
44. K. Leschke and K. Moriya, *Applications of Quaternionic Holomorphic Geometry to minimal surfaces*, Complex Manifolds. Volume 3, Issue 1 (2016), 282–300.
45. ———, *Simple factor dressing and the Lopez-Ros deformation of minimal surfaces*, Math. Z. **291**, Vol. 3 (2019), 1015–1058.
46. K. Leschke and P. Romon, *Spectral curve of Hamiltonian stationary tori*, Calc. Var. PDE, Vol. 38, Issue 1 (2010), 45–74.
47. R. Mazzeo and F. Pacard, *Constant mean curvature surfaces with Delaunay ends*, Comm. Anal. Geom., Vol. 9, No. 1 (2001), 169–237.
48. A. V. Mikhailov and V. E. Zakharov, *Relativistically invariant two-dimensional models in field theory integrable by the inverse scattering problem method*, JETP Letters **47** (1978), 1017–1027.
49. F. Pedit and U. Pinkall, *Quaternionic analysis on Riemann surfaces and differential geometry*, Doc. Math. J. DMV, Extra Volume ICM, Vol. II (1998), 389–400.
50. U. Pinkall and I. Sterling, *On the classification of constant mean curvature tori*, Ann. of Math. **130** (1989), 407–451.
51. K. Pohlmeyer, *Integrable Hamiltonian systems and interactions through quadratic constraints*, Commun. Math. Phys. **46**, No. 3 (1976), 207–221.
52. K. Polthier and W. Rossman, *Discrete constant mean curvature surfaces and their index.*, J. reine angew. Math., **549** (2002), 47–77.

- 53. J. Richter, *Conformal maps of a riemann surface into the space of quaternions*, Ph.D. thesis, TU Berlin, 1997.
- 54. E. Ruh and J. Vilms, *The tension field of the Gauss map.*, Trans. Am. Math. Soc. **149** (1970), 569–573.
- 55. A. Shabat and V. Zakharov, *Integration of nonlinear equations of mathematical physics by the method of inverse scattering. II*, Functional Analysis and Its Applications 13 (3) (1979), 166–174.
- 56. A. Sym, *Soliton surfaces and their applications (soliton geometry from spectral problems)*, Geometric aspects of the Einstein equations and integrable systems (Scheveningen, 1984) (R. Martini, ed.), Lecture Notes in Phys., vol. 239, Springer, Berlin, 1985, pp. 154–231.
- 57. C. Terng and K. Uhlenbeck, *Bäcklund transformations and loop group actions*, Comm. Pure and Appl. Math LIII (2000), 1–75.
- 58. K. Uhlenbeck, *Harmonic maps into Lie groups (classical solutions of the chiral model)*, J. Diff. Geom., Vol. 30 (1989), 1–50.
- 59. H. C. Wente, *Counterexample to a conjecture of H. Hopf*, Pac. J. Math. **121** (1986), 193–243.

K. LESCHKE, SCHOOL OF COMPUTING AND MATHEMATICAL SCIENCES, UNIVERSITY OF LEICESTER, UNIVERSITY ROAD, LEICESTER LE1 7RH, UNITED KINGDOM

Email address: `k.leschke@leicester.ac.uk`