

# Question Tokens Deserve More Attention: Enhancing Large Language Models without Training through Step-by-Step Reading and Question Attention Recalibration

Feijiang Han   Hengtao Cui   Licheng Guo   Zhiyuan Lyu  
University of Pennsylvania  
{feijhan, henrycui, guolc, zlyu12}@seas.upenn.edu

## Abstract

Large Language Models (LLMs) often struggle with tasks that require deep understanding of complex questions, especially when faced with long-range dependencies or multi-step reasoning. This work investigates the limitations of current LLMs in question comprehension and identifies three insights: (1) repeating question tokens improves comprehension by increasing attention to question regions, (2) increased backward dependencies negatively affect performance due to unidirectional attentional constraints, and (3) recalibrating attentional mechanisms to prioritize question-relevant regions improves performance.

Based on these findings, we first propose a family of prompt-based strategies - **Step-by-Step Reading (SSR)**, **SSR+**, and **SSR++** - that guide LLMs to incrementally process question tokens and align their reasoning with the input structure. These methods significantly improve performance, with SSR++ achieving state-of-the-art results on several benchmarks: 96.66% on GSM8K, 94.61% on ASDiv, and 76.28% on AQuA.

Second, we introduce a training-free attention recalibration mechanism that dynamically adjusts attention distributions during inference to emphasize question-relevant regions. This method improves the accuracy of LLaMA 3.1-8B on AQuA by 5.17% without changing model parameters or input prompts.

Taken together, our results highlight the importance of structured prompt design and attention optimization in improving LLM comprehension, providing lightweight yet effective tools for improving performance in various NLP tasks.

strong performance across tasks such as text generation, question answering, and logical reasoning. However, they often underperform on problems that require a nuanced understanding of input questions, especially when the task involves multi-step reasoning or complex dependencies (Kuratov et al., 2024). Unlike humans, who re-read and integrate information to build a coherent mental model, LLMs operate with single-pass decoding and unidirectional attention, limiting their ability to holistically interpret questions (Xu et al., 2024).

To address this, various prompting strategies have been proposed. We categorize them into two major types: those focused on *question understanding* (e.g., RE2 (Xu et al., 2024), Echo (Mekala et al., 2024), RaR (Deng et al., 2023)) and those targeting the *problem-solving process* (e.g., Chain-of-Thought (Wei et al., 2022), Decompose (Khot et al., 2023)). While the success of CoT-style prompting has been widely studied, the mechanisms behind question-focused prompts remain poorly understood. Existing explanations often rely on surface-level accuracy comparisons or analogies to human reasoning, which fall short of revealing the underlying model behaviors.

In this paper, we seek to understand why question-understanding prompts succeed, focusing on the role of attention mechanisms. We analyze common characteristics across effective prompts, identify key bottlenecks in LLM comprehension, and propose new strategies that optimize attention without requiring model fine-tuning.

## 1.2 Problem Formulation

We investigate the following core research questions:

- **Q1:** What factors influence an LLM’s ability to understand questions?
- **Q2:** What shared characteristics make certain prompts more effective?

## 1 Introduction

### 1.1 Task Overview and Relevance

Large Language Models (LLMs) have transformed natural language processing (NLP), delivering

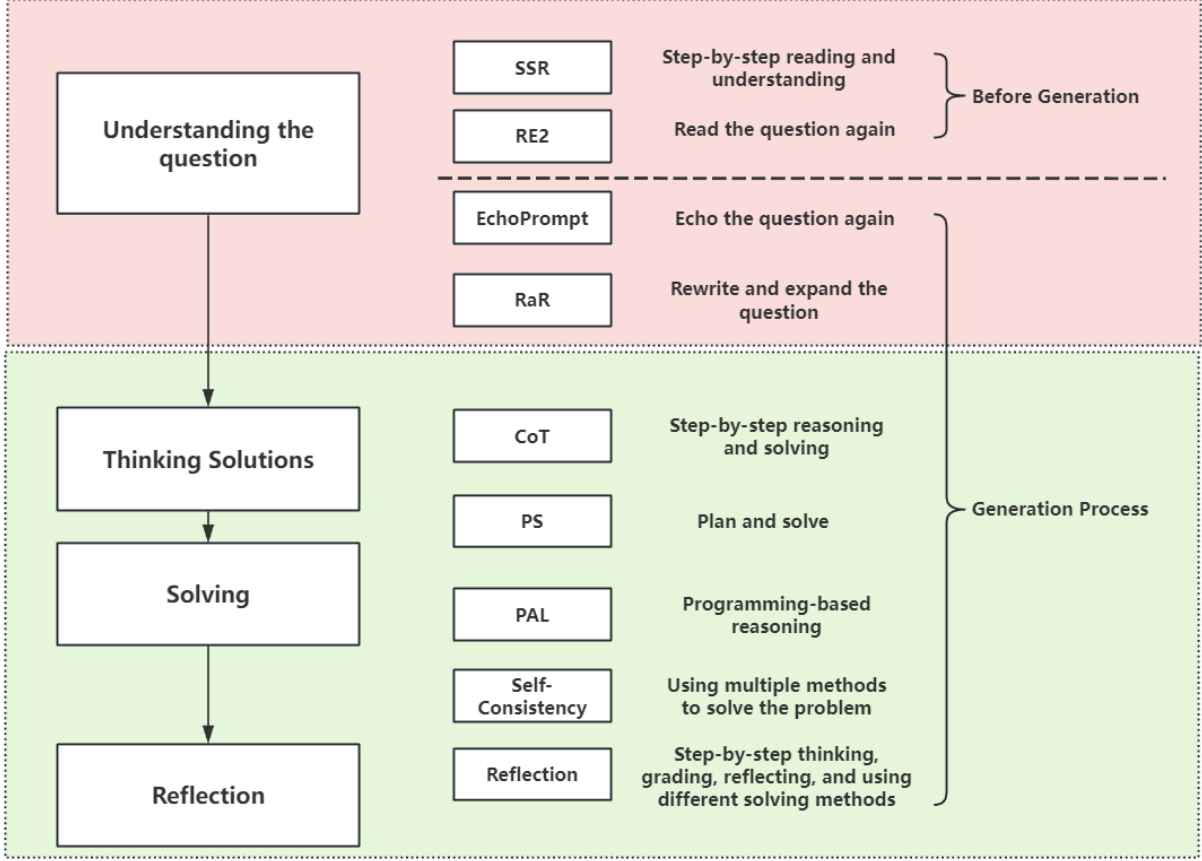


Figure 1: Reasoning tasks decomposed into stages: Understanding, Thinking, Solving, and Reflection.

- **Q3:** Can these behaviors be explained through the lens of Transformer architecture and attention patterns?
- **Q4:** Can these insights guide the design of new, training-free optimization strategies?

### 1.3 Motivation and Contributions

Despite recent advances, LLMs still struggle with human-like question understanding—particularly in tasks requiring multi-hop reasoning or context integration. We address this limitation from two complementary perspectives:

**Prompt Design.** We introduce a family of structured prompts that guide LLMs to incrementally read and reflect on question content:

- **SSR (Step-by-Step Reading):** Let’s read the question step by step.
- **SSR+:** Let’s read the question step by step. Then refer to each step when answering.
- **SSR++:** Let’s read the question step by step and understand each sentence again with the sentences after it. Then refer to the corresponding steps when answering.

These strategies consistently outperform existing methods. SSR++, in particular, achieves state-of-the-art performance on multiple benchmarks, including 96.66% on GSM8K. Figure 2 illustrates how our approach combines fine-grained question token repetition with the structured logic of CoT prompting to yield accurate, interpretable outputs.

**Attention Recalibration.** We further propose a lightweight, training-free mechanism that dynamically reweights attention during inference to prioritize question-relevant tokens. This recalibration operates without modifying prompts or model parameters. When applied to LLaMA 3.1-8B, it yields a 5.5% gain on the AQuA benchmark. (Details in Appendix 4.4).

Together, these contributions deepen our understanding of LLM limitations and introduce practical, low-cost tools to improve model reasoning in real-world NLP scenarios.

## 2 Related Work

### 2.1 Prompt Engineering

Prompt engineering has become a critical area for improving the reasoning capabilities of large lan-

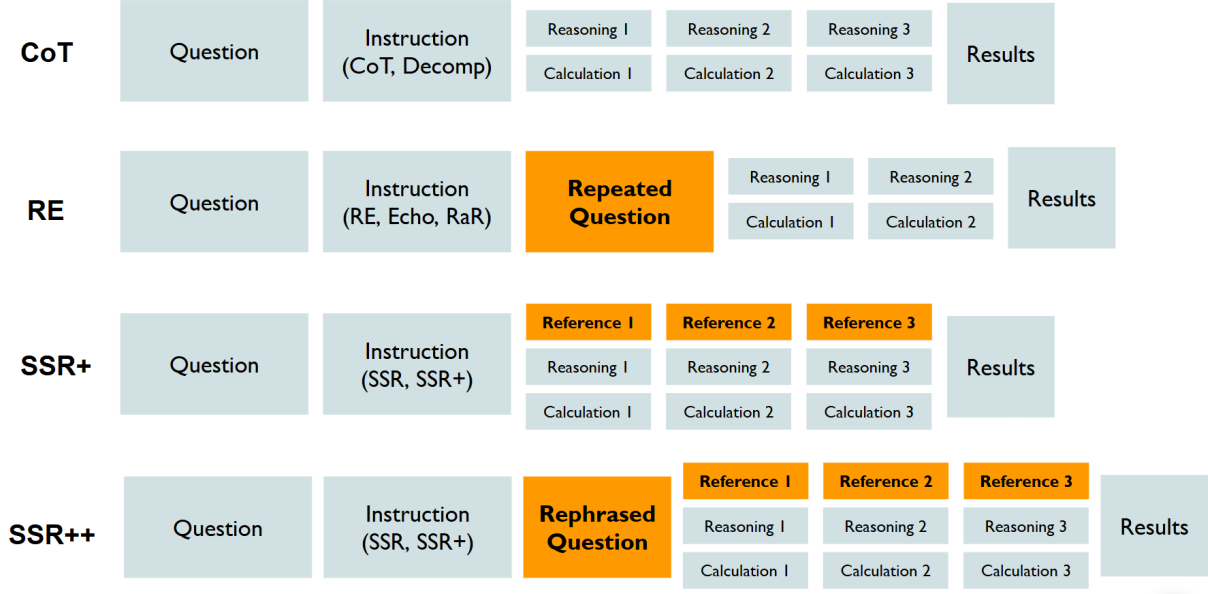


Figure 2: Comparison of reasoning processes in baseline methods (CoT, RE, RaR, Echo) and our strategies (SSR+ and SSR++). Highlighted areas show how SSR+ and SSR++ incrementally process and rephrase question tokens to improve alignment and accuracy.

guage models (LLMs). Rather than relying solely on architectural advancements or larger datasets, these methods focus on guiding models to better interpret and process input questions. Several innovative prompt strategies have demonstrated measurable improvements in reasoning performance.

The **Chain-of-Thought (CoT)** approach (Wei et al., 2022), using the prompt "Let's think step by step," encourages explicit intermediate reasoning steps, making problem-solving more systematic and interpretable. Building on this, the **Decompose** method (Khot et al., 2023) breaks questions into sub-problems with the prompt: "Decompose the question into several sub-questions, then answer each sub-question and give the final answer." Similarly, **Plan and Solve (PS)** (Wang et al., 2023) structures reasoning with "Let's first understand the question and devise a plan. Then, let's carry out the plan and solve the question," improving logical reasoning by separating planning and execution phases.

Beyond reasoning frameworks, other approaches enhance query comprehension. **EchoPrompt** (Mekala et al., 2024) encourages restating the query with "Let's repeat the question before answering," reducing ambiguity and improving alignment with user intent. **Re-Reading (RE)** (Xu et al., 2024), with the prompt "Read the question again: + [question text]," revisits the question for deeper understanding, ensuring important details are not over-

looked. **Rephrase and Respond (RaR)** (Deng et al., 2023) emphasizes reformulating the question with "Rephrase and expand the question, and respond," addressing ambiguities and improving semantic alignment. These strategies demonstrate that improving question comprehension is foundational to enhancing LLM reasoning. For example, Wang et al. (2023) showed that over 60% of LLM errors on the GSM8K dataset stem from failures in semantic understanding, underscoring the importance of improving how models interpret queries.

## 2.2 Observations Regarding LLMs' Attention

The attention mechanism, central to the performance of LLMs, remains an area with many open questions, especially regarding how attention distributions impact model behavior. Early studies focused on smaller transformer models. Clark et al. (2019) visualized attention patterns in BERT (Devlin et al., 2018), identifying biases in attention heads, while Vig (2019) further explored localized relevance within attention mechanisms. Additionally, Ling et al. (2017) revealed that the association between word tokens and class labels significantly affects attention scores.

With larger LLMs, recent studies have highlighted new complexities. Kou et al. (2023) observed that attention distributions in LLMs often diverge from human-like patterns, and Zhang et al. (2023) demonstrated that increasing attention

scores for specific tokens can enhance instruction-following capabilities. These findings point to the existence of phenomena like "attention sinks," where certain tokens receive disproportionately high attention despite minimal semantic relevance (Xiao et al., 2023).

To address these challenges, Yu et al. (2024) proposed the Attention Calibration Technique (ACT), a training-free method that dynamically adjusts attention distributions during inference. By mitigating excessive attention sinks, ACT achieved up to a 7.30% improvement in accuracy for models like Llama-30B across multiple benchmarks. These advancements underscore the need for further exploration of the relationship between attention distributions and task performance, as well as the development of systematic strategies for optimizing attention mechanisms.

### 3 Experimental Design

#### 3.1 Data

To evaluate and compare the effectiveness of our proposed strategy, we utilize several widely-used reasoning datasets focusing on mathematical reasoning, logical deduction, and symbolic reasoning tasks (Xu et al., 2024; Deng et al., 2023; Wei et al., 2022). These datasets provide diverse problem types and difficulty levels, enabling a systematic assessment of model performance. Below is an overview of the selected datasets, including their characteristics, sizes, and relevance to our study.

**GSM8K** (Cobbe et al., 2021) comprises 1,317 multi-step mathematical reasoning problems designed to evaluate models' ability to perform elementary arithmetic, basic geometry, and logical reasoning. While the questions are concise, they require multi-step reasoning, making GSM8K a critical benchmark for testing intermediate reasoning capabilities in LLMs.

**ASDiv** (Miao et al., 2020) includes 2,096 narrative-based mathematical word problems that embed calculations within more complex stories. This dataset emphasizes the importance of contextual comprehension and logical reasoning, complementing GSM8K by adding a narrative dimension to the evaluation.

**AQuA (Algebra Question Answering)** (Ling et al., 2017) consists of multiple-choice reasoning problems designed to evaluate a model's ability to process algebraic and symbolic reasoning in a multi-choice format. Each question contains mul-

iple options and an associated rationale for the correct answer. The dataset is especially useful for assessing a model's performance in multi-choice reasoning tasks.

| Dataset | Example Input   | Target |
|---------|---|--------|
| GSM8k   | {"input": "Henry and 3 of his friends order 7 pizzas for lunch. Each pizza is cut into 8 slices. If Henry and his friends want to share the pizzas equally, how many slices can each of them have?", "target": 14}  | 14     |
| ASDiv   | {"input": "Miranda budgets herself to spend \$7 each visit to a new store, while her friend spends \$9 per visit. If they have spent the same amount in total, what is the minimum number of visits Miranda must have made?", "target": "9"}  | 9      |
| AQuA    | {"question": "Machine A puts out a yo-yo every 6 minutes. Machine B puts out a yo-yo every 9 minutes. After how many minutes will they have produced 10 yo-yos?", "options": ["A) 24 minutes", "B) 32 minutes", "C) 36 minutes", "D) 64 minutes", "E) 72 minutes"], "correct": "C"} | C      |

Table 1: Example instances from GSM8K, ASDiv, and AQuA. These examples illustrate the diversity in question formats, reasoning styles, and answer types across datasets.

#### 3.2 Evaluation Metric

Building on recent advances in prompt engineering methodologies (Wei et al., 2022; Khot et al., 2023; Wang et al., 2023; Xu et al., 2024; Deng et al., 2023; Mekala et al., 2024), we adopt **accuracy** as the primary evaluation metric. Accuracy measures the proportion of correct predictions out of the total evaluated instances and is computed as follows:

$$\text{Accuracy} = \frac{\text{Number of Correct Predictions}}{\text{Total Number of Questions}}$$

To enhance robustness, we utilize a majority voting mechanism over three independent predictions, selecting the result that occurs most frequently as the final answer. A prediction is considered correct only if it matches the ground truth answer exactly.

#### 3.3 LLM Settings

In our experiments, we configure the system prompt to be empty and rely solely on the user prompt for guiding the model's behavior. This ensures that the results are entirely driven by the provided prompt without external context influencing the output.

To optimize processing efficiency, we utilize 6 parallel threads and 6 API endpoints to handle the questions concurrently. This parallelization significantly reduces the total processing time while maintaining consistency in the evaluation.

## 4 Experimental Results

### 4.1 Baselines

The published baselines implemented in this project include **CoT**, **Decompose**, **Re-Reading (RE)**, **Rephrase and Respond (RaR)**, **Plan-and-Solve (PS)**, and **EchoPrompt**. Detailed descriptions and the corresponding prompt texts for each of these methods are provided in Table 2. These baselines represent a range of strategies designed to enhance LLMs’ reasoning capabilities by guiding the models’ interaction with input queries.

Performance results for these baseline methods are summarized in Table 3, evaluated on the GSM8k, ASDiv, and AQuA datasets. It is important to note that discrepancies between our results and those reported in the original papers may arise due to differences in the system prompt settings and the number of majority voting iterations used in our evaluation.

### 4.2 Extensions

**Q1: Why Do Re-reading or Rephrasing Questions Improve LLM Performance?** Xu et al. (2024) suggest that the unidirectional attention mechanism in decoder-only models limits the ability of LLMs to fully understand backward dependencies within a question. Backward dependencies occur when understanding earlier parts of the question requires referencing information that appears later in the text. For example, in mathematical word problems, later conditions or corrections can redefine earlier assumptions.

As illustrated in Figure 3, when attention is computed during the first pass, tokens in the question cannot access future tokens. However, during the second reading, tokens in the repeated question can attend to all tokens from the initial pass, enabling better comprehension of backward dependencies and improving performance.

**Q2: Factors Affecting LLM’s Question Understanding**

**Token Length** Token length is a critical factor in LLM performance. To analyze its impact, we sorted the GSM8K and ASDiv datasets into intervals of 200 questions based on token length. As shown in Table 4, GPT-4’s performance declines with longer token lengths, highlighting its difficulty in managing complex, lengthy queries.

**Backward Dependencies** Backward dependencies, as previously defined, occur when later parts of a question provide essential context or corrections for understanding earlier parts. Dependency analysis for the GSM8K dataset reveals that 92.58% of questions exhibit backward dependencies. These dependencies can significantly challenge LLMs due to their unidirectional attention mechanisms. The statistics are as follows:

- **Dependency counts:** Max = 10, Min = 1, Average = 2.08
- **Dependency lengths:** Max = 33, Min = 2, Average = 5.30

To explore the impact of backward dependencies, we conducted two experiments:

**Dependency Count Analysis:** Using GPT-4, we identified dependency structures in each question and grouped them by dependency count. Figure 4 shows that both Vanilla and Chain-of-Thought (CoT) prompting methods suffer performance degradation as dependency counts increase.

**Manual Dependency Injection:** To isolate the effect of backward dependencies, we modified questions in the GSM8K dataset by adding conditions at the end that revise earlier information. For example, the following question was modified to include three backward dependencies:

It takes Carmen 15 minutes to finish a crossword puzzle (Revise: 10 minutes) and 7 minutes to finish a sudoku puzzle (Revise: 5 minutes). Over the weekend she solved 4 crossword puzzles (Revise: 3 crossword puzzles) and 8 sudoku puzzles. How much time did she spend playing these games?

We generated datasets with one, two, and three modifications to evaluate the impact of increasing backward dependencies. As shown in Figure 5, LLM performance decreases significantly with more backward dependencies, confirming that such dependencies hinder comprehension and problem-solving.

**Q3: How to Use These Insights to Propose New Prompt Strategies to Improve LLM Performance?**

Building on the findings from the experiments, we developed three extensions focusing on: (1) Introducing question tokens at a finer granularity



| Prompt Strategy                                | Prompt Text   |
|--|---|
| Chain-of-Thought (CoT) (Wei et al., 2022)      | "Let's think step by step."   |
| Decompose (Khot et al., 2023)                  | "Decompose the question into several sub-questions, then answer each sub-question and give the final answer."   |
| Plan-and-Solve (PS) (Wang et al., 2023)        | "Let's first understand the question and devise a plan. Then, let's carry out the plan and solve the question." |
| Re-Reading (RE) (Xu et al., 2024)              | "Read the question again: + [question text]."   |
| Rephrase and Respond (RaR) (Deng et al., 2023) | "Rephrase and expand the question, and respond."  |
| EchoPrompt (Mekala et al., 2024)               | "Let's repeat the question before answering."   |

Table 2: Baseline Prompt Strategies and Their Corresponding Prompt Texts.

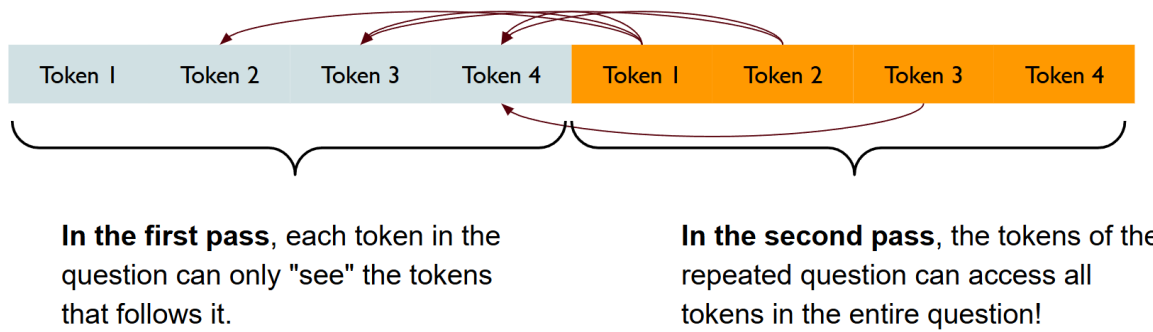


Figure 3: Illustration of repeated question tokens enabling backward dependency comprehension. In the first pass, tokens cannot attend to future tokens, while in the second pass, tokens can access the entire context, including earlier and later tokens.

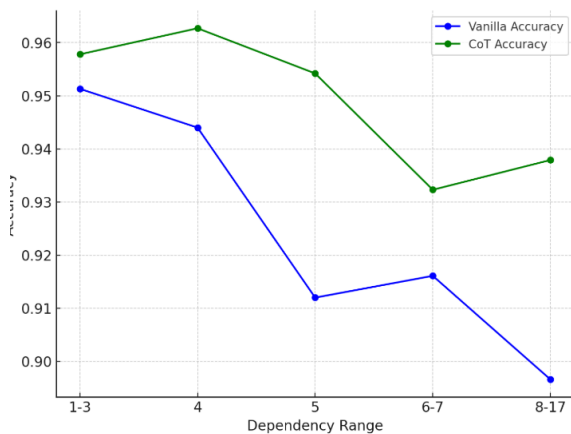


Figure 4: Effect of dependency count on LLM performance. Higher dependency counts correlate with lower accuracy for both Vanilla and CoT prompting strategies.

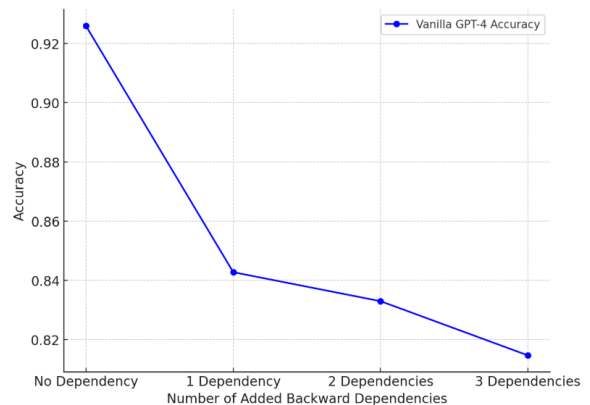


Figure 5: Impact of manually injected backward dependencies on LLM performance. Accuracy decreases as the number of backward dependencies increases, highlighting the challenges posed by dependency-rich questions.

Table 3: Performance of Published Baselines on GSM8k, ASDiv, and AQuA Datasets

| Method     | GSM8k (%) | ASDiv (%) | AQuA (%) |
|------------|-----------|-----------|----------|
| Vanilla    | 92.60     | 91.42     | 71.15    |
| CoT        | 94.91     | 93.83     | 73.91    |
| Decompose  | 95.17     | 91.83     | 74.12    |
| RE         | 94.84     | 93.46     | 74.31    |
| RaR        | 94.58     | 93.58     | 73.12    |
| PS         | 95.17     | 94.13     | 75.10    |
| EchoPrompt | 85.00     | 86.67     | 74.31    |

Table 4: Accuracy Results for Different Token Length Ranges

| Token Range | GSM Acc | ASDiv Acc |
|-------------|---------|-----------|
| All         | 92.60   | 91.42     |
| 1-200       | 88.50   | 90.00     |
| 201-400     | 90.50   | 90.50     |
| 401-600     | 93.50   | 91.50     |
| 601-800     | 95.00   | 92.00     |
| 801-1000    | 95.50   | 92.50     |
| 1001-1200   | 93.00   | 93.00     |

(SSR, SSR+). (2) Actively guiding LLMs to understand backward dependencies (SSR++).

These prompts are designed to systematically guide LLMs in processing and understanding questions more effectively:

- **SSR:** "Let's read the question step by step."
- **SSR+:** "Let's read the question step by step. Then refer to the corresponding steps when answering."
- **SSR++:** "Let's read the question step by step and understand each sentence again with the sentences after it. Then refer to the corresponding steps when answering."

Table 5 summarizes the performance of these extensions on the GSM8K, ASDiv, and AQuA datasets. **SSR++**, in particular, demonstrates significant improvement, achieving state-of-the-art performance with 96.66% accuracy on GSM8K, 94.61% on ASDiv, and 76.28% on AQuA. These results indicate that explicitly addressing backward dependencies and enhancing token-level comprehension can lead to substantial gains in LLM performance.

Table 5: Performance of SSR Extensions on GSM8K, ASDiv, and AQuA Datasets

| Method | GSM8K (%) | ASDiv (%) | AQuA (%) |
|--------|-----------|-----------|----------|
| SSR    | 95.37     | 94.20     | 75.11    |
| SSR+   | 95.90     | 94.37     | 75.49    |
| SSR++  | 96.66     | 94.61     | 76.28    |

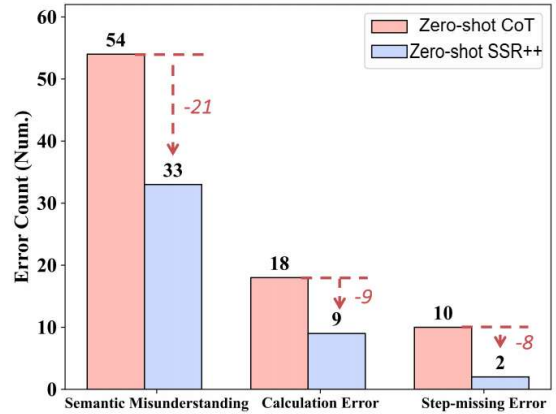


Figure 6: Error analysis of Zero-shot CoT vs. SSR++ on GSM8K. The chart shows reductions in semantic misunderstanding errors (-21), calculation errors (-9), and step-missing errors (-8) when using SSR++.

### 4.3 Error Analysis

Following the method proposed by Wang et al. (2023), we categorized LLM errors into three types: **semantic misunderstanding errors**, **calculation errors**, and **step-missing errors**. Using the GSM8K dataset, we conducted a detailed error analysis to compare the performance of Zero-shot CoT and SSR++. The results are presented in Figure 6.

Our findings reveal that CoT exhibits a high number of semantic misunderstanding errors, which significantly limit LLM reasoning performance. In contrast, SSR++ effectively reduces errors across all three categories, with the largest reduction observed in semantic misunderstanding errors (21 fewer errors). Despite this improvement, semantic misunderstanding remains the dominant error type for SSR++, likely due to inherent knowledge limitations in LLMs that cannot be fully addressed through prompt engineering.

### 4.4 Attention Recalibration Mechanism

As an additional exploration, we propose a novel approach to optimize LLM performance directly

```

if input_len is not None:
    question_start, question_end = input_len
    for head_idx in range(attn_weights.size(1)):
        attn_weights[:, head_idx, :, question_start:question_end] *= 1.5
    attn_weights[:, head_idx] = attn_weights[:, head_idx] / torch.sum(attn_weights[:,
    head_idx], dim=-1, keepdim=True)

```

Figure 7: Modified attention mechanism: increasing attention scores for the question region improves focus without introducing additional tokens.

from the perspective of attention mechanisms.

While prompt-based strategies have proven effective in improving LLM accuracy, they incur additional token and computational overhead. Recognizing that prompts work primarily by influencing attention distribution, we explored modifying the attention mechanism itself without introducing extra tokens or changing model parameters.

The rationale behind this approach is rooted in the observation that repeated tokens amplify the attention scores for the question region. For the final token during decoding, repeated tokens effectively double the attention weight assigned to question tokens, enhancing the focus on the problem-relevant areas.

To validate this idea, we modified the attention computation process of LLaMA3.1-8B-Instruct, as illustrated in Figure 7. This adjustment systematically increased the attention weight on the question region, leading to significant performance gains on multiple datasets.

We tested this method on four datasets: **SST2**, **OB**, **ARCE**, and **MMLU**. Figure 8 shows the accuracy trends across different attention scaling rates. Optimal scaling factors differed slightly among datasets, with SST2 peaking at a scaling factor of 3.0, while MMLU achieved the highest performance at 2.0. These results demonstrate the adaptability of our method to various reasoning and classification tasks.

Our method also significantly improved accuracy on the AQuA dataset, with results shown in Figure 9. Accuracy increased from 25.30% to 30.43%, an absolute improvement of 5.17%.

#### Key Results:

- **Optimal Scaling Factors:** SST2 (3.0), OB (1.2), ARCE (2.0), MMLU (2.0)
- **Best AQuA Accuracy:** 30.43% at scaling factor 1.70
- **Note:** Increasing attention beyond optimal

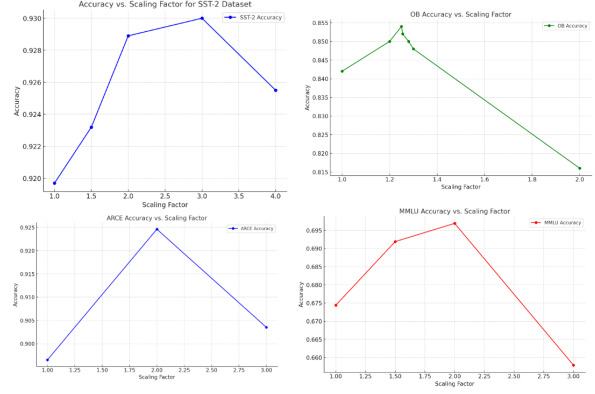


Figure 8: Accuracy vs. Attention Scaling Rate across datasets (SST2, OB, ARCE, MMLU). The optimal scaling factor for each dataset varies, highlighting the importance of selecting appropriate parameters for specific tasks.

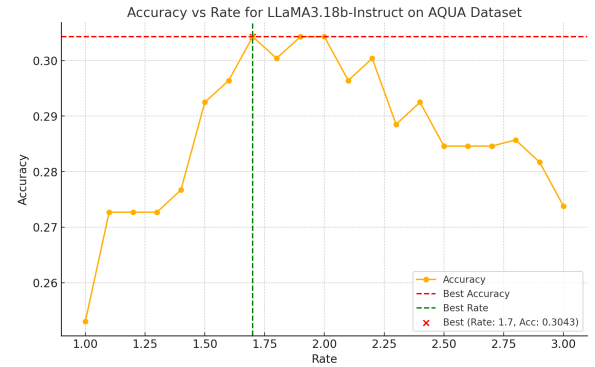


Figure 9: Performance improvement on the AQuA dataset with attention scaling. Accuracy improved from 25.30% to 30.43% at the optimal scaling factor of 1.70.

rates leads to diminishing returns, emphasizing the importance of finding the ideal scaling factor.

## 5 Conclusion

This work explored the fundamental challenges in LLM’s ability to comprehend and solve reasoning tasks, particularly focusing on the influence of question features such as token length and backward dependencies. Through detailed analysis, we identified key factors limiting performance and designed strategies to address these shortcomings.

Building on existing prompts, such as Re-Reading (RE2) and Chain-of-Thought (CoT), we developed a family of Step-by-Step Reading (SSR) prompts. These strategies systematically guide models to process questions incrementally, refer back to relevant tokens during reasoning, and handle backward dependencies effectively. Our



SSR++ prompt achieved SOTA performance on GSM8K (96.66%), ASDiv (94.61%), and AQUA (76.28%), demonstrating its effectiveness across diverse datasets and reasoning tasks. These results highlight the importance of structured reading and reasoning in overcoming limitations in LLM comprehension.

Additionally, we proposed a novel attention recalibration mechanism, which dynamically prioritizes question tokens without altering model parameters or adding extra tokens. This approach improved performance across multiple datasets, including a 5.17% accuracy increase on AQUA.

In summary, our findings reveal that improving LLM reasoning requires more than scaling models or increasing training data. By refining how models interact with input questions through prompt design and attention recalibration, we unlock significant gains in accuracy and interpretability. This study sets a foundation for future research into the interplay between prompt engineering, attention mechanisms, and reasoning performance.

## 6 Acknowledgments

This research was conducted at the University of Pennsylvania. We would like to express our sincere gratitude to Professor Mark Yatskar for his insightful guidance and invaluable support throughout the course of this work.

## References

- Kuratov, Y., Bulatov, A., Anokhin, P., et al. (2024). BABILong: Testing the Limits of LLMs with Long Context Reasoning-in-a-Haystack. *arXiv preprint arXiv:2406.10149*.
- Wei, J., Wang, X., Schuurmans, D., et al. (2022). Chain of Thought Prompting Elicits Reasoning in Large Language Models. *NeurIPS*.
- Khot, T., Trivedi, H., Finlayson, M., et al. (2023). Decomposed Prompting: A Modular Approach for Solving Complex Tasks. *ICLR*.
- Wang, L., Xu, W., Lan, Y., et al. (2023). Plan-and-Solve Prompting: Improving Zero-Shot Chain-of-Thought Reasoning by Large Language Models. *ACL*.
- Xu, X., Tao, C., Shen, T., et al. (2024). Re-Reading Improves Reasoning in Large Language Models. *EMNLP*.
- Deng, Y., Zhang, W., Chen, Z., et al. (2023). Rephrase and Respond: Let Large Language Models Ask Better Questions for Themselves. *UCLA Technical Report*.
- Mekala, R. R., Razeghi, Y., Singh, S. (2024). EchoPrompt: Instructing the Model to Rephrase Queries for Improved In-Context Learning. *NAACL*.
- Clark, K., Khandelwal, U., Levy, O., Manning, C. D. (2019). What Does BERT Look At? An Analysis of BERT’s Attention. *arXiv preprint arXiv:1906.04341*.
- Devlin, J., Chang, M.-W., Lee, K., Toutanova, K. (2018). BERT: Pre-training of Deep Bidirectional Transformers for Language Understanding. *arXiv preprint arXiv:1810.04805*.
- Vig, J. (2019). A Multiscale Visualization of Attention in the Transformer Model. *arXiv preprint arXiv:1906.05714*.
- Sun, X., Lu, W. (2020). Understanding Attention for Text Classification. In *Proceedings of the 58th Annual Meeting of the Association for Computational Linguistics*, 3418–3428.
- Kou, B., Chen, S., Wang, Z., Ma, L., Zhang, T. (2023). Is Model Attention Aligned with Human Attention? An Empirical Study on Large Language Models for Code Generation. *arXiv preprint arXiv:2306.01220*.
- Zhang, T., Wang, Z., Yu, Z., et al. (2023). Improving Instruction Following by Recalibrating Attention in Large Language Models. *arXiv preprint arXiv:2307.09134*.
- Xiao, G., Tian, Y., Chen, B., Han, S., Lewis, M. (2023). Efficient Streaming Language Models with Attention Sinks. *arXiv preprint arXiv:2309.17453*.
- Yu, Z., Wang, Z., Fu, Y., et al. (2024). Unveiling and Harnessing Hidden Attention Sinks: Enhancing Large Language Models Without Training Through Attention Calibration. *arXiv preprint arXiv:2406.15765*.
- Cobbe, K., Kosaraju, V., Bavarian, M., et al. (2021). Training Verifiers to Solve Math Word Problems. *arXiv preprint arXiv:2110.14168*. Retrieved from <https://arxiv.org/abs/2110.14168>
- Miao, S., Liu, Q., Zhao, S., et al. (2020). Diverse Math Word Problems and the Impact of Auxiliary Tasks. *Proceedings of the 58th Annual Meeting of the Association for Computational Linguistics*, 3954–3965. Retrieved from <https://aclanthology.org/2020.acl-main.363>
- Ling, W., Yogatama, D., Dyer, C., Blunsom, P. (2017). Program Induction by Rationale Generation: Learning to Solve and Explain Algebraic Word Problems. *Proceedings of the 55th Annual Meeting of the Association for Computational Linguistics (ACL)*, 158–167. Retrieved from <https://aclanthology.org/P17-1015>
- Sun, Author and Lu, Coauthor (2020). Attention Mechanisms in NLP. *Proceedings of the 55th Annual Meeting of the Association for Computational Linguistics (ACL)*, 158–167. Retrieved from <https://aclanthology.org/P17-1015>

## 7 Appendices

### 7.1 Prompt Template

The prompt templates used for the experiments were tailored to align with the requirements of each dataset, ensuring the model generates outputs in the expected format.

For **GSM8K** and **ASDiv**, where the answers are numerical, the following template was used:

```
TEXT_PROMPT = """
Q: {question}
```

```

Your final answer should be a single
numerical number, in the form \boxed{answer}.
"""
```

This prompt explicitly instructs the model to format its response in the desired format `\boxed{}` while emphasizing the need for a numerical output.

For **AQuA**, which consists of multiple-choice questions, a modified template was employed to guide the model in selecting a choice among the provided options:

```
TEXT_PROMPT_CHOICES = """
Q: {question}
```

```

Your answer should be in the form \boxed{choice},
e.g. \boxed{A}, \boxed{B}, \boxed{C}, \boxed{D}.
"""
```