

Generating Fine Details of Entity Interactions

Xinyi Gu and Jiayuan Mao
Massachusetts Institute of Technology
{gxy, jiayuanm}@mit.edu




Figure 1: Left: DetailScribe improves the base text-to-image model across three scenarios: functional interaction, complex scene layouts, and multi-subject interactions. Right: A gallery showcasing DetailScribe-generated images with rich entity interactions.

Abstract

Recent text-to-image models excel at generating high-quality object-centric images from instructions. However, images should also encapsulate rich interactions between objects, where existing models often fall short, likely due to limited training data and benchmarks for rare interactions. This paper explores a novel application of Multimodal Large Language Models (MLLMs) to benchmark and enhance the generation of interaction-rich images. We introduce InterActing, an interaction-focused dataset with 1000 LLM-generated fine-grained prompts for image generation covering (1) functional and action-based interactions, (2) multi-subject interactions, and (3) compositional spatial relationships. To address interaction-rich generation challenges, we propose a decomposition-augmented refinement procedure. Our approach, DetailScribe, leverages LLMs to decompose interactions into finer-grained concepts, uses an MLLM to critique generated images, and applies targeted refinements with a partial diffusion denoising process. Automatic and human evaluations show significantly improved image quality, demonstrating the potential of enhanced inference strategies. Our dataset and code are available at <https://detailscribe.github.io/>.

1 Introduction

Recent advances in text-to-image (T2I) generation have enabled models to create highly realistic images that capture a diverse set of objects with varying attributes, colors, and textures from natural

language descriptions. However, while these models excel at generating individual objects or simple scenes, they often struggle when tasked with producing images that involve intricate interactions between entities or complex spatial layouts. The challenge becomes particularly pronounced when the interactions are uncommon or abstract, and when the subjects involved deviate from familiar, human-centered scenarios. For instance, generating scenes that depict animals using tools, rather than humans, or rendering abstract structures like mazes with precise spatial arrangements poses a significant challenge. A key limitation is the absence of datasets designed for training and evaluating complex interactions.

In particular, many existing benchmarks for text-to-image models have been focusing on single objects or simple spatial relations. To address this, we propose a new Large language models (LLMs) generated dataset specifically curated for fine-grained and interaction-rich text-to-image generation. The dataset includes examples of functional and action-related interactions (e.g., using tools and making physical contacts), multi-subject interactions, and compositional relationships (e.g., geometric and abstract layouts). We evaluate models using a combination of MLLM assessments, automatic metrics, and human evaluation protocols for a more comprehensive and robust measure of generation quality. Fig. 1 shows common failures of off-the-shelf T2I models (Esser et al., 2024) such as physically-

Scenario	Subclass	Examples
Functional and Action-Based Interactions (600)	Tool Manipulation (227)	cutting, painting, sailing, stirring, taking a photo
	Physical Contact (373)	sculpting snow, stacking, holding
Multi-subject Interactions (200)	Interaction (200)	huddling, high-five, collaborating to lift, weaving leaves together, sharing food
Compositional Spatial Relationships (200)	Abstract Layouts (183)	tic-tac-toe, table, atom, solar system, forest, tree, bookshelf
	Geometric Patterns (17)	zig-zag pattern, circle, center

Table 1: The InterActing dataset contains 1000 text-to-image prompts by subclass and occurrence.

feasible interactions and layout errors.

To enhance fine-grained interaction generation in T2I models, we introduce *DetailScribe*, a generate-then-refine framework based on *concept decomposition*. *DetailScribe* is the first framework to combine multi-modal LLMs’ reasoning (concept decomposition) and recognition (image critique) ability to improve text-to-image generation. It is compatible with most T2I models, preserves their diversity, and requires no additional datasets or domain-specific knowledge. At a high level, *DetailScribe* has two steps: generating an initial image from a prompt, followed by iterative refinement based on MLLM critiques.

We compare our approach with the state-of-the-art text-to-image generation frameworks, and demonstrate that our concept-decomposition-based refinement significantly improves generation quality across a range of challenging scenarios. In summary, our contributions are: (1) We propose the InterActing dataset for text-to-image generation with fine-grained interactions. (2) We benchmark several previous text-to-image models on InterActing and propose a new framework, *DetailScribe*, to improve T2I generation by integrating multi-modal LLMs for reasoning and recognition. It features a structured decomposition approach to enhance critique-based refinement. (3) Our experiments demonstrate that *DetailScribe* improves generation quality across a variety of challenging scenarios.

2 Related Works

Text-to-image diffusion models. Diffusion models have significantly advanced the field of image generation, especially image fidelity (Ho et al., 2020; Ramesh et al., 2022; Saharia et al., 2022; Ho et al., 2022; Esser et al., 2024; Imagen-Team-Google et al., 2024). However, challenges remain in handling complex relationships and intricate compositional structures. Another approach to improving fine details of object interactions is by

adding additional images at inference time (i.e., customization Huang et al., 2023b, 2024). Yet their approach is orthogonal to ours because we do not rely on any user-provided images.

Text-to-image benchmarks. Most of the existing image-generation benchmarks focus on automated metrics such as Inception Score (Salimans et al., 2016), FID (Heusel et al., 2017), and CLIP-Score (Hessel et al., 2022) to assess image quality and alignment on image datasets such as MSCOCO (Lin et al., 2014) and ImageNet (Deng et al., 2009). Some human preference (Liang et al., 2024) studies have been conducted by requesting users to rank and rate images (Xu et al., 2023; Kirstain et al., 2023). Recently, more comprehensive synthetic benchmark datasets have been proposed for holistic evaluation (Lee et al., 2023; Huang et al., 2023a). Nevertheless, most existing works focus on the generation of detailed attributes that are explicitly described in the prompt, while still struggling to accurately modeling interactions among objects. In this work, we craft InterActing to evaluate such ability of T2I models.

Inference scaling and self-correction. MLLMs have shown potential for evaluating the performance of other models or even themselves. During training, MLLMs are often used to provide feedback rewards that improve alignment Rafailov et al. (2024). During inference, self-correction mechanisms have also been applied for improved performance (Pan et al., 2023; Zhang et al., 2023a; Gao et al., 2023; Dong et al., 2024; DeepMind, 2024). Most recently, Ma et al. (2025) introduces an inference-time scaling framework for diffusion models by searching for optimal noise inputs. Recent advancements have incorporated MLLMs as agents to control the generation of diffusion models (Zhang et al., 2023b; Lian et al., 2024; Feng et al., 2023; Wu et al., 2024; Cho et al., 2023; Wang et al., 2024). Most works still rely on explicit object grounding and struggle to identify the fine-grained sub-part interactions. Our method focuses on more

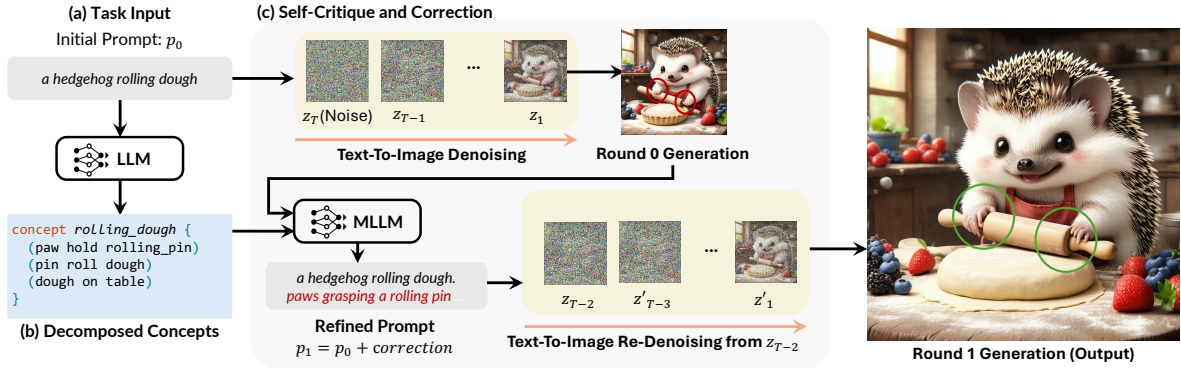


Figure 2: The overall pipeline of DetailScribe. DetailScribe takes as input a single natural language instruction. It first prompts a large language model (LLM) to generate a breakdown of the concepts in the image, which guides a multimodal LLM (MLLM) to attend to different regions of a generated image and suggests fixes. It then adds noises back to the generated image and re-runs the diffusion process with the MLLM-refined prompt.

granular feedback and attempting to retain partial diffusion steps for better performance.

3 The InterActing Dataset

We proposed a new dataset generated by LLM, *InterActing* consisting of 1000 interaction-focused text prompts from 3 scenarios covering three major types or real-world interactions: functional relationships and action-based interactions (600), including tool manipulation and actions that involve rich physical contact, multi-subject interactions (200), and compositional spatial relationships (200), which are usually presented in the form of objects forming abstract layouts of geometric patterns. In contrast to existing efforts on text-to-image benchmarking focusing on single object generation (Wu et al., 2024), combination of spatial and attribute relationships (Huang et al., 2023a), and holistic aspects such as aesthetics and multilinguality (Lee et al., 2023), *InterActing* focuses on tasks involving entity interaction with non-trivial details. We include more examples and statistics of the entire dataset in Appendix E.

3.1 Evaluation Metrics

Due to the challenges in assessing whether an image aligns with the prompt’s description, we primarily rely on human evaluation, referred to as the **human Likert scale**. Human annotators were instructed to assign a score between 1 and 5 based on image-text alignment. Detailed evaluation guidelines are listed Appendix C.1. We further explored the use of MLLMs and pre-trained metrics for automatic evaluation purposes (**automatic evaluation**). We note that these evaluations are inherently noisier, so we compared their agreement with human

preferences on sampled image pairs generated by all models. We then use the most aligned scores and MLLM questions as our auto-evaluators for benchmarking on the entire *InterActing*.

Automatic evaluation. We also leverage the reasoning abilities of MLLMs for evaluation. The MLLM evaluation process uses a prompt that includes the rating instruction, and the image generated by a model (Appendix C.2). The MLLM evaluator then outputs a score on a scale of 1 to 5. Besides MLLM, we adopted CLIPScore (Hessel et al., 2022) and ImageReward (Xu et al., 2023) as pre-trained text-image matching metrics to assess the image-text alignment of the generation. We further include BLIP-VQA proposed in (Huang et al., 2023a) to capture fine-grained text-image correspondences.

4 DetailScribe

In this section, we introduce our refinement-augmented generation framework (*DetailScribe*) for text-to-image generation modeling fine-grained entity interactions. Illustrated in Fig. 2, *DetailScribe* operates in three stages: 1) given an input natural language prompt, a large language model hierarchically decomposes it into detailed sub-concepts (Section 4.1); 2) an initial image is generated from the prompt using a text-to-image model, followed by an MLLM critique conditioned on both the decomposed sub-concepts and the generated image (Section 4.2); 3) based on the critique, the prompt is refined and a re-denoising process corrects errors, yielding a more faithful and realistic generated image (Section 4.3).

Overall, our framework leverages a diffusion-

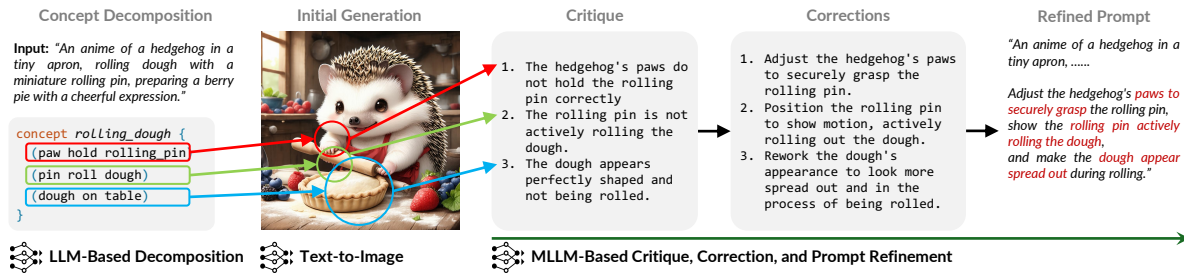


Figure 3: MLLM-based critique and prompt refinement. Given the LLM-generated concept decomposition and an image generated using the user input, an MLLM generates a critique of errors in the image, suggests corrections, and finally refines the prompt. This prompt will be used in a second-round diffusion process.

based text-to-image model as the base model for generating and refining images. Augmenting this base model, DetailScribe is designed to handle highly variable user inputs that describe complex interactions between entities.

4.1 Prompt Completion by Concept Decomposition

At the core of our pipeline, this module refines a user-provided natural language instruction by generating a more detailed, structured version of it. Specifically, we adopt the concept of visual abstraction schema proposed by Hsu et al. (Hsu et al., 2024), which represents scene structures with a directed acyclic graph (DAG). Illustrated in Fig. 2, in a schema, each node represents a subcomponent of the higher-level concept, and dependencies between components are captured as edges. For example, the instruction “a hedgehog is rolling dough with a rolling pin” can be decomposed into distinct entities (e.g., the hedgehog, the dough, and the rolling pin) and their interactions (e.g., the hedgehog holding the rolling pin, and the rolling pin contacting the dough). Optionally, background elements like tables and windows can be included.

This relational and hierarchical representation is highly flexible, and we find that explicitly performing this decomposition enhances the downstream MLLMs’ ability to capture fine-grained entity interactions, as it naturally provides a “checklist” for identifying errors and refining the prompt.

Across all examples shown in this paper, we prompt LLM with only a *single* in-context learning example (cooking). We provide details about our text prompts in Appendix A.

4.2 Multimodal LLM-Based Critique and Prompt Refinement

At a high level, this module leverages a multimodal LLM (MLLM) to refine the generated image it-

eratively. Initially, an image is generated using a base T2I model conditioned on the original user input. Next, we utilize an MLLM (GPT-4o in our experiments) to critique the generated image. The MLLM is prompted to review each element in the schema from Section 4.1, checking whether the generated image accurately reflects the specified entities and their interactions.

After the MLLM identifies discrepancies, it proposes edits to the original prompt—typically by inserting a few focused phrases to enhance clarity or detail in specific parts of the sentence. This refined prompt is then used in a subsequent iteration to improve the generated image. Fig. 3 illustrated a concrete example for this step.

4.3 Refinement by Diffusion Re-denoising

Based on the MLLM feedback, our framework refines the image based on the fact that diffusion models iteratively add details to an image through a reverse diffusion process. Thus, to correct specific parts of an already-generated image, we can introduce controlled noise to the image and rerun the diffusion process with the updated prompt. This approach preserves the integrity of the existing content while selectively refining certain areas.

Recall that a diffusion model is composed of two procedures: forward diffusion and reverse diffusion. In the forward diffusion phase, a clean image I_0 is gradually corrupted by adding Gaussian noise across a sequence of time steps $t = 1, 2, \dots, T$: $I_t = \sqrt{\bar{\alpha}_t}I_0 + \sqrt{1 - \bar{\alpha}_t}\mathcal{N}(0, 1)$, where $\bar{\alpha}_t$ controls the noise level at each time step, and $\mathcal{N}(0, 1)$ represents standard Gaussian noise.

The reverse diffusion process recovers the original image from a Gaussian noise. The model iteratively denoises it based on a noise prediction model $\epsilon(I_t, t)$. By conditioning this noise prediction model also on the text prompts, the model can generate images aligned with specific descriptions.



Figure 4: Images generated by DetailScribe and baselines on the InterActing dataset. From left to right: 1) Stable Diffusion; 2) SD + GPT Rewrite; 3) SD + GPT Refine; 4) SD by Alternative seed/initial noise in the Inference scaling experiment; 5) DALL-E 3; 6) Ours: DetailScribe. DetailScribe consistently provides effective corrections, which help generate images that closely follow the fine details in the prompts.

To incorporate the feedback from the MLLM, we perform a *partial re-denoising* process. Instead of regenerating the entire image, we add controlled noise to the existing image such that it matches the noise level of a particular diffusion step t' . This noise perturbs the image just enough to allow for modifications while preserving its core structure. Next, we rerun the reverse diffusion process using the refined prompt from MLLM to selectively correct details without losing the overall content. Fig. 2 shows an refined image with $t' = T - 2$. We ablate the choice of t' in Appendix 5.4.

5 Experiments

We compare DetailScribe with state-of-the-art text-to-image generation models on the InterActing dataset. Additionally, we carry out ablation studies on the incorporation of hierarchical concept decomposition and the number of re-denoising steps.

5.1 Baselines and Implementation Details

We compare our model with the following models:

- **Stable Diffusion.** We generate the image conditioned on the prompts in InterActing using the Stable Diffusion SD3.5-large model (SD). We used the SD3.5-large model (Esser et al., 2024) for all the baselines that are based on a pre-trained T2I generative model.

- **Refinement-Augmented Generation** We also include two common strategies for refinement-augmented generation (**SD + GPT Rewrite** and **SD + GPT Refine**). For **SD + GPT Rewrite**, we first use GPT-4o to generate a detailed text prompt given the initial prompt from InterActing, akin to the concept decomposition used in DetailScribe. This improved text prompt is then used to re-generate images with the same pre-trained T2I model. For **SD + GPT Refine**, we follow the strategy in (Saroj and Patel, 2025). Specifically, GPT-4o was adopted to provide a refined prompt based on an initially generated image and the refinement request prompt which is used in (Saroj and Patel, 2025). We then re-generated the image with the refined prompt.
- **Inference scaling** (Ma et al., 2025). We implemented a toy version of noise searching in Ma et al. (2025) (**SD + Inf Scale**). Specifically, we sampled two different noises and adopted CLIP-Score (Hessel et al., 2022) as its verifier.
- **DALL-E** (Ramesh et al., 2022; Bubeck et al., 2023) internally integrates LLMs (GPT) to refine prompts with detail model interprets effectively before generating images. We include the DALL-E 3 as a strong baseline to assess DetailScribe’s advancement in interpreting and generating scenes with rich entity interactions.

	Functional Relation					Multi-subject Interaction					Compositional Relation				
	Human	Qwen2.5	ImReward	CLIPS.	B-VQA	Human	Qwen2.5	ImReward	CLIPS.	B-VQA	Human	Qwen2.5	ImReward	CLIPS.	B-VQA
SD	3.360	4.480	1.657	0.971	0.366	3.225	3.800	1.171	0.894	0.306	3.583	4.867	1.415	0.898	0.379
+ GPT Rewrite	3.770	4.440	1.546	0.921	0.245	3.275	3.900	1.101	0.890	0.292	3.167	4.467	1.283	0.867	0.325
+ GPT Refine	3.450	4.600	1.524	0.951	0.290	3.175	3.600	1.022	0.858	0.292	3.667	4.800	1.390	0.889	0.389
+ Inf Scale	3.270	4.560	1.718	0.985	0.434	3.375	4.400	1.149	0.903	0.302	3.650	4.800	1.538	0.912	0.423
DALL-E 3	3.940	4.680	1.535	0.880	0.226	3.775	4.700	1.111	0.813	0.286	3.433	4.867	1.382	0.838	0.367
DetailScribe	4.280	4.880	1.761	0.998	0.449	3.800	4.600	1.326	0.907	0.343	4.283	5.000	1.545	0.923	0.485

Table 2: Average human/MLLM likert scale (1 - 5) and pre-trained metrics on three scenarios of sampled InterActing dataset. We report the human Likert scale (Human Evaluation), MLLM evaluation score (Qwen2.5-VL-32B), as well as ImageReward (ImReward), CLIPScore (CLIPS.) and BLIP-VQA (B-VQA) score. DetailScribe receives the highest scores according to human preference in all scenarios.

• **DetailScribe.** Our DetailScribe implementation leverages Stable Diffusion 3.5 as the foundational model for both image generation and refinement. To ensure fair comparisons, all approaches involving MLLMs and LLMs use separate, identical prompts with the same GPT-4o model, maintaining consistency across evaluations.

Among all the algorithms, **SD + GPT Refine** and inference scaling (**SD + Inf Scale**), as well as DetailScribe, require two times the computation of the base model (SD) for one iteration of refinement (We neglected the critique time of the MLLM done by commercial APIs, which has a runtime of 10% of SD3.5.) **SD + GPT Rewrite** refines prompt unconditional on previous generation, thus requires the same computation as SD.

5.2 Result

We evaluate the models on three scenarios from the InterActing dataset and report the results separately. Due to the scalability of high-quality human evaluation, we sampled 50 prompts from InterActing for both human evaluation and automatic evaluation (Table 2), and compared the agreement in between. We adopted Qwen2.5-VL-32B (Bai et al., 2025) as our MLLM evaluator to avoid evaluation bias. Overall, MLLM evaluator achieves the highest agreement at 87.6%, compared to the other metrics: ImageReward (73.6%), CLIPScore (70.4%), and BLIP-VQA (67.6%). We further presented the automatic evaluation on the entire InterActing in Table 3. DetailScribe outperformed all methods based on SD3.5 in all evaluation.

Fig. 4 shows more examples generated by our model and the baselines. As shown in the figure, DetailScribe is able to generate images with fine details delineating entity interactions. For example, the first row demonstrates the capability of DetailScribe in capturing functional relations. Given the prompt “A cat sails across the sea in a large seashell, holding a mast.”, all baselines fail to cap-

	Qwen2.5	ImReward	CLIPS.	B-VQA
SD	4.228	1.323	0.902	0.336
+ GPT Rewrite	4.116	1.193	0.880	0.268
+ GPT Refine	4.141	1.255	0.880	0.300
+ Inf Scale	4.126	1.354	0.922	0.365
DALL-E 3	4.519	1.222	0.860	0.312
DetailScribe	4.570	1.460	0.923	0.381

Table 3: Automatic evaluation on entire InterActing. DetailScribe outperforms all baselines on all metrics. We include evaluation by scenario in Appendix D.

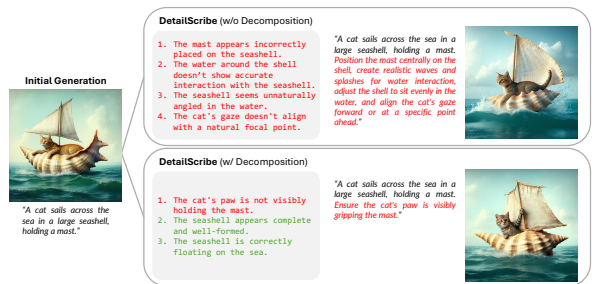


Figure 5: An illustrative example showing the effectiveness of the explicit concept decomposition module. MLLM first critiques the original generation, and identifies the features needs to be correct (red) and the features non-necessary for further modification (green), and then provides the corrected prompt for re-denosing.

ture the relation “holding”, while DetailScribe is able to generate accurate details of a cat holding the mast with fine details.

The 4th row contains a challenging example of a complex scene layout “zig-zag path”. DetailScribe is the only model capable of generating such fine layout patterns. Stable Diffusion can generate an image with zigzag patterns but fails to reveal a path. Both SD with GPT rewritten and refined prompt and DALL-E fail to follow the prompt on the zigzag pattern and only generate a path with leaves.

5.3 Ablation: Hierarchical Concept Decomposition Improves Error Detection

To evaluate the effectiveness of our hierarchical concept decomposition component, we compare the generated critiques and, subsequently, the re-

finer images with and without our decomposed concepts module. We present the quantitative evaluation on sampled InterActing in Table 4.

Fig. 5 shows an illustrative example. The top box in the figure shows critiques generated without our decomposed concepts. The MLLM with access to only the initial prompt does not properly attend to the detailed properties. Instead, the critiques focus more on global attributes such as the shape of objects, lighting conditions, or object arrangements. With the concept decomposition step explicitly added, the MLLM can generate better critiques by attending to local details such as “missing a spoon” or action concepts such as “stirring”. With more errors detected and included in the refined prompt, we also see an improvement in the re-denoising image refinement.

	Human	Qwen2.5	ImReward	CLIPS	B-VQA
w/o. Decomp	3.843	4.660	1.586	0.953	0.410
w/. Decomp	4.187	4.760	1.609	0.957	0.438

Table 4: Ablation study on the effectiveness of the concept decomposition module. Explicit concept decomposition significantly improves the generation quality.

5.4 Ablation: Re-Denoising Step




Figure 6: Ablation on the number of re-denoising steps. The first column shows the result without the refined prompt. Column 2-5: Starting the re-denoising at step T , $T - 1$, $T - 4$, and $T - 6$.

We also study the impact of using different numbers of re-denoising steps, as shown in Fig. 6. There are tradeoffs between re-denoising steps and editing level. When t' is set to a very large value (e.g., T , corresponding to complete noise), although we can correct the identified errors, the entire image is effectively regenerated. This often

introduces new errors. By contrast, if t' is set too low (i.e., when the image is already nearly clean), the updates from the refined prompt have minimal impact, making it difficult to incorporate necessary corrections. To study the tradeoffs, We generate images with SD3.5, starting from steps T , $T - 1$, $T - 4$, and $T - 6$, respectively. We ablate the choice of t' in detail in the experiment section. Introducing the refinement prompt at a later de-noising step results in images that are more similar to the original ones, as the diffusion model has fewer steps to refine the generated results. Overall, we find that salient and global attributes of objects, such as the shapes and colors of large objects, are less likely to be modified if the re-denoising occurs at a late stage. However, it is still possible to make local changes that do not interact with large regions of the image, such as adding small objects. In general, for Stable Diffusion models, we found that setting t' close to $T - 2$ gives the best performance.

We also evaluate the performance of generating images from pure noise using the refined prompt. Given that the refined prompts contain more details, we empirically observe that diffusion models are more prone to missing concepts or concept leakage, such as missing entities (e.g. ignoring “Snow Bunny” given the prompt “A Rabbit Sculpting Snow Bunny”). Thus, our refinement-augmented generation procedure can also be interpreted as a coarse-to-fine generation process, making it easier for the model to generate images with coherent global structures and detailed local attributes simultaneously. Furthermore, while we find that a one-round refinement is sufficient, future work may explore extending the framework to multi-round refinements.

6 Conclusion

In this paper, we introduce *InterActing*, a comprehensive dataset focused on fine-grained interactions as a complement to existing text-to-image benchmarks. While most of the previous approaches failed to generate accurate details, we proposed *DetailScribe*, a generate-then-refine framework that leverages hierarchical critiques from MLLMs to iteratively refine text-to-image generations. We evaluate different algorithms for T2I generation and refinement on our interaction-rich dataset InterActing, and demonstrate that our model *DetailScribe* achieves superior semantic accuracy and visual coherence.

Limitation. To ensure the effectiveness of refinement, we prevent introducing significant changes to the image content by avoiding re-denoising from complete noise. A current limitation of the DetailScribe framework, therefore, is its reliance on that the image generated without prompt refinement has a correct global scene structure. For example, if the generated image based on the user input completely misses one of the main subjects. In such cases, even if the MLLM detects errors in the generated image, the re-denoising process may not fix them. Future work may explore seed search (Ma et al., 2025) based on a similar critique strategy.

Acknowledgements

We thank Xiaolin Fang, Lei Xu and Lijie Fan for helpful discussion and proofreading. We thank Bowen Pan, Jiejun Jin, Wendi Gao and Yifan Le for volunteering high-quality human evaluation.

We gratefully acknowledge support from NSF grant 2214177; from AFOSR grant FA9550-22-1-0249; from ONR MURI grant N00014-22-1-2740; and from ARO grant W911NF-23-1-0034; from MIT Quest for Intelligence; from the Boston Dynamics AI Institute; from ONR Science of AI; and from Simons Center for the Social Brain. Any opinions, findings, and conclusions or recommendations expressed in this material are those of the authors and do not necessarily reflect the views of our sponsors.

References

- Shuai Bai, Keqin Chen, Xuejing Liu, Jialin Wang, Wenbin Ge, Sibao Song, Kai Dang, Peng Wang, Shijie Wang, Jun Tang, Humen Zhong, Yuanzhi Zhu, Mingkun Yang, Zhaohai Li, Jianqiang Wan, Pengfei Wang, Wei Ding, Zheren Fu, Yiheng Xu, and 8 others. 2025. [Qwen2.5-vl technical report](#). *Preprint*, arXiv:2502.13923.
- Sébastien Bubeck, Varun Chandrasekaran, Ronen Eldan, Johannes Gehrke, Eric Horvitz, Ece Kamar, Peter Lee, Yin Tat Lee, Yuanzhi Li, Scott Lundberg, Harsha Nori, Hamid Palangi, Marco Tulio Ribeiro, and Yi Zhang. 2023. [Sparks of artificial general intelligence: Early experiments with gpt-4](#). *Preprint*, arXiv:2303.12712.
- Jaemin Cho, Abhay Zala, and Mohit Bansal. 2023. [Visual programming for text-to-image generation and evaluation](#). *Preprint*, arXiv:2305.15328.
- DeepMind. 2024. Alphaproof. Google DeepMind blog / announcement. AI model combining reinforcement learning and a pre-trained language model to solve IMO-level mathematical problems.
- Jia Deng, Wei Dong, Richard Socher, Li-Jia Li, Kai Li, and Li Fei-Fei. 2009. Imagenet: A large-scale hierarchical image database. In *IEEE conference on computer vision and pattern recognition*.
- Yihong Dong, Xue Jiang, Zhi Jin, and Ge Li. 2024. Self-collaboration code generation via chatgpt. *ACM Transactions on Software Engineering and Methodology*, 33(7):1–38.
- Patrick Esser, Sumith Kulal, Andreas Blattmann, Rahim Entezari, Jonas Müller, Harry Saini, Yam Levi, Dominik Lorenz, Axel Sauer, Frederic Boesel, Dustin Podell, Tim Dockhorn, Zion English, Kyle Lacey, Alex Goodwin, Yannik Marek, and Robin Rombach. 2024. [Scaling rectified flow transformers for high-resolution image synthesis](#). *Preprint*, arXiv:2403.03206.
- Weixi Feng, Wanrong Zhu, Tsu jui Fu, Varun Jampani, Arjun Akula, Xuehai He, Sugato Basu, Xin Eric Wang, and William Yang Wang. 2023. [Layoutgpt: Compositional visual planning and generation with large language models](#). *Preprint*, arXiv:2305.15393.
- Luyu Gao, Zhuyun Dai, Panupong Pasupat, Anthony Chen, Arun Tejasvi Chaganty, Yicheng Fan, Vincent Y Zhao, Ni Lao, Hongrae Lee, Da-Cheng Juan, and 1 others. 2023. Rarr: Researching and revising what language models say, using language models. In *The 61st Annual Meeting Of The Association For Computational Linguistics*.
- Jack Hessel, Ari Holtzman, Maxwell Forbes, Ronan Le Bras, and Yejin Choi. 2022. [Clipscore: A reference-free evaluation metric for image captioning](#). *Preprint*, arXiv:2104.08718.
- Martin Heusel, Hubert Ramsauer, Thomas Unterthiner, Bernhard Nessler, and Sepp Hochreiter. 2017. Gans trained by a two time-scale update rule converge to a local nash equilibrium. In *Advances in Neural Information Processing Systems*.
- Jonathan Ho, William Chan, Chitwan Saharia, Jay Whang, Ruiqi Gao, Alexey Gritsenko, Diederik P. Kingma, Ben Poole, Mohammad Norouzi, David J. Fleet, and Tim Salimans. 2022. [Imagen video: High definition video generation with diffusion models](#). *Preprint*, arXiv:2210.02303.
- Jonathan Ho, Ajay Jain, and Pieter Abbeel. 2020. Denoising diffusion probabilistic models. *Advances in neural information processing systems*, 33:6840–6851.
- Joy Hsu, Jiayuan Mao, Joshua B. Tenenbaum, Noah D. Goodman, and Jiajun Wu. 2024. What makes a maze look like a maze? In *ECCV Workshop on Human-Inspired Computer Vision*.

- Kaiyi Huang, Kaiyue Sun, Enze Xie, Zhenguo Li, and Xihui Liu. 2023a. [T2i-compbench: A comprehensive benchmark for open-world compositional text-to-image generation](#). *Preprint*, arXiv:2307.06350.
- Siteng Huang, Biao Gong, Yutong Feng, Xi Chen, Yuqian Fu, Yu Liu, and Donglin Wang. 2024. [Learning disentangled identifiers for action-customized text-to-image generation](#). *Preprint*, arXiv:2311.15841.
- Ziqi Huang, Tianxing Wu, Yuming Jiang, Kelvin C. K. Chan, and Ziwei Liu. 2023b. [Reversion: Diffusion-based relation inversion from images](#). *Preprint*, arXiv:2303.13495.
- Imagen-Team-Google, :, Jason Baldridge, Jakob Bauer, Mukul Bhutani, Nicole Brichtova, Andrew Bunner, Kelvin Chan, Yichang Chen, Sander Dieleman, Yuqing Du, Zach Eaton-Rosen, Hongliang Fei, Nando de Freitas, Yilin Gao, Evgeny Gladchenko, Sergio Gómez Colmenarejo, Mandy Guo, Alex Haig, and 233 others. 2024. [Imagen 3](#). *Preprint*, arXiv:2408.07009.
- Yuval Kirstain, Adam Polyak, Uriel Singer, Shahbuland Matiana, Joe Penna, and Omer Levy. 2023. [Pick-a-pic: An open dataset of user preferences for text-to-image generation](#). *Preprint*, arXiv:2305.01569.
- Tony Lee, Michihiro Yasunaga, Chenlin Meng, Yifan Mai, Joon Sung Park, Agrim Gupta, Yunzhi Zhang, Deepak Narayanan, Hannah Benita Teufel, Marco Bellagente, Minguk Kang, Taesung Park, Jure Leskovec, Jun-Yan Zhu, Li Fei-Fei, Jiajun Wu, Stefano Ermon, and Percy Liang. 2023. [Holistic evaluation of text-to-image models](#). *Preprint*, arXiv:2311.04287.
- Long Lian, Boyi Li, Adam Yala, and Trevor Darrell. 2024. [Llm-grounded diffusion: Enhancing prompt understanding of text-to-image diffusion models with large language models](#). *Preprint*, arXiv:2305.13655.
- Youwei Liang, Junfeng He, Gang Li, Peizhao Li, Arseniy Klimovskiy, Nicholas Carolan, Jiao Sun, Jordi Pont-Tuset, Sarah Young, Feng Yang, Junjie Ke, Krishnamurthy Dj Dvijotham, Katie Collins, Yiwen Luo, Yang Li, Kai J Kohlhoff, Deepak Ramachandran, and Vidhya Navalpakkam. 2024. [Rich human feedback for text-to-image generation](#). *Preprint*, arXiv:2312.10240.
- Tsung-Yi Lin, Michael Maire, Serge Belongie, James Hays, Pietro Perona, Deva Ramanan, Piotr Dollár, and C Lawrence Zitnick. 2014. Microsoft coco: Common objects in context. In *ECCV*.
- Nanye Ma, Shangyuan Tong, Haolin Jia, Hexiang Hu, Yu-Chuan Su, Mingda Zhang, Xuan Yang, Yandong Li, Tommi Jaakkola, Xuhui Jia, and Saining Xie. 2025. [Inference-time scaling for diffusion models beyond scaling denoising steps](#). *Preprint*, arXiv:2501.09732.
- Liangming Pan, Michael Saxon, Wenda Xu, Deepak Nathani, Xinyi Wang, and William Yang Wang. 2023. Automatically correcting large language models: Surveying the landscape of diverse self-correction strategies. *arXiv preprint arXiv:2308.03188*.
- Rafael Rafailov, Archit Sharma, Eric Mitchell, Christopher D Manning, Stefano Ermon, and Chelsea Finn. 2024. Direct preference optimization: Your language model is secretly a reward model. *Advances in Neural Information Processing Systems*, 36.
- Aditya Ramesh, Prafulla Dhariwal, Alex Nichol, Casey Chu, and Mark Chen. 2022. [Hierarchical text-conditional image generation with clip latents](#). *Preprint*, arXiv:2204.06125.
- Chitwan Saharia, William Chan, Saurabh Saxena, Lala Li, Jay Whang, Emily L Denton, Kamyar Ghasemipour, Raphael Gontijo Lopes, Burcu Karagol Ayan, Tim Salimans, and 1 others. 2022. Photorealistic text-to-image diffusion models with deep language understanding. *Advances in neural information processing systems*, 35:36479–36494.
- Tim Salimans, Ian Goodfellow, Wojciech Zaremba, Vicki Cheung, Alec Radford, Xi Chen, and Xi Chen. 2016. Improved techniques for training gans. In *Advances in Neural Information Processing Systems*.
- Garima Saroj and Pranav Patel. 2025. [Iteratively improving product images using gpt-v and stable diffusion](#). Ionio AI Blog.
- Zhenyu Wang, Aoxue Li, Zhenguo Li, and Xihui Liu. 2024. [Genartist: Multimodal llm as an agent for unified image generation and editing](#). *Preprint*, arXiv:2407.05600.
- Tsung-Han Wu, Long Lian, Joseph E Gonzalez, Boyi Li, and Trevor Darrell. 2024. Self-correcting llm-controlled diffusion models. In *Proceedings of the IEEE/CVF Conference on Computer Vision and Pattern Recognition*, pages 6327–6336.
- Jiazheng Xu, Xiao Liu, Yuchen Wu, Yuxuan Tong, Qinkai Li, Ming Ding, Jie Tang, and Yuxiao Dong. 2023. [Imagereward: Learning and evaluating human preferences for text-to-image generation](#). *Preprint*, arXiv:2304.05977.
- Haopeng Zhang, Xiao Liu, and Jiawei Zhang. 2023a. Summit: Iterative text summarization via chatgpt. In *Findings of the Association for Computational Linguistics: EMNLP 2023*, pages 10644–10657.
- Tianjun Zhang, Yi Zhang, Vibhav Vineet, Neel Joshi, and Xin Wang. 2023b. [Controllable text-to-image generation with gpt-4](#). *Preprint*, arXiv:2305.18583.

Appendix

The appendix is organized as follows. In Appendix A, we describe the text prompts for the vision language model (GPT-4o) during the concept decomposition stage and the critique-and-refinement generation stage. In Appendix B, we show the text prompts for interaction topic sampling and completion of InterActing. In Appendix C, we provide details of evaluation guidance, the quantitative automatic evaluation per scenario, and examples for the comparison of different metrics. In Appendix D, we provide more qualitative examples generated by DetailScribe and additional discussions on the failure modes of the system. Finally, in Appendix E, we describe the full dataset of our text prompts.

A DetailScribe Prompting Implementation Details

A.1 Prompt: Concept Decomposition

The following is the input prompt to GPT-4o model for the concept decomposition task. Throughout the entire dataset, we consistently use the single example of “cooking” as the single-shot example.

We can decompose each abstract concept into interactions defined by contact points and contact objects.

For example,

(concept: cooking)=

(hand hold the handle of a ladle) + (ladle stir the ingredient in the pot) + (pot is on a stove)

Please do the same for the following concepts in the same format without explanation.

Keep the program simple. Use only the most necessary parts of the schema that can be mapped to objects in an image. Describe only the interactions that can happen simultaneously.

[Concepts]

The following example shows an example input to the large language model.

1. Topic: polar-bear-cut-cake

Prompt: An anime of a polar bear carefully cutting a berry cake.

2. Topic: Inside a Circle

Prompt: A circle of sunflowers with a single, vibrant red rose in the very center, surrounded by the larger yellow blooms.

The following is the response generated by the GPT-4 model based on the previous inputs.

1. Topic: polar-bear-cut-cake

Prompt: An anime of a polar bear carefully cutting a berry cake.

Components: (concept: polar-bear-cut-cake) = (paw hold knife) + (knife cut through cake) + (cake rest on plate)

2. Topic: Inside a Circle

Prompt: A circle of sunflowers with a single, vibrant red rose in the very center, surrounded by the larger yellow blooms.

Components: (concept: circle) = (sunflowers form circle) + (red rose placed in center) + (yellow blooms surround rose)", "description": "A circle of sunflowers with a single, vibrant red rose in the very center, surrounded by the larger yellow blooms.

A.2 Prompt: Critique and Prompt Refinement

The following is the input prompt to the GPT-4o model for the critique and prompt refinement task. In this stage, we do not provide any in-context learning example to the model, other than instructions and the concept decomposition generated in the previous step.

This is an image generated with the prompt: *[prompt]*. But this image looks bizarre. Examine the image carefully follow the concept of *[topic]* attached below and other components in the image. For each abnormal part, describe what is wrong with it, then give a concise description on how to correct it.

Components: *[Components]*

Do not simply rely on the components described above, but also exam whether an object looks complete.

First, write your answer in a numbered list,

Then, rank the issues by their degree of impact on presenting the concept.

Last, summarize the correction instructions in order, and write a new description with the first sentence to be *[prompt]* followed by correction instructions.

Do not change the first sentence.

Be concise, no more than 70 words, but make sure not to miss any information that needs to be corrected.

Provide the new description in angle brackets <>.

The components described in the original prompt are essential, do not question the concepts in the original prompt.

B InterActing Generation Details

We adopted GPT-4o to automatically generate prompt in InterActing dataset. We first prompt the LLM to generate a list of topics for each scenario by providing examples for in-context learning. Then, we call the API to complete the prompt in InterActing one by one.

B.1 Functional and Action-Based Interactions

B.1.1 Topic Generation: Tool Manipulation

Given a tool manipulation action, we can create some novel and previously unseen scene or cartoon that can be present by an image. For example,

Concept: Cut-Cake

Tool: knife

Image description: n anime of a polar bear carefully cutting a berry cake.

Think of concepts similar to cut-cake, carve-wood, cut-pizza, paint-portrait. Provide 150 different but similar concepts, separate them by comma ','.

All lowercase please.

B.1.2 Topic Generation: Physical Contact

Given an action has direct physical contact, we can create some novel and previously unseen scene or cartoon that can be present by an image. For example,

Concept: sculpting-snow

Image description: A rabbit carefully sculpts a tiny snow bunny with its paws, adding details like ears and whiskers to the figure.

Think of concepts similar to stacking, holding. Provide 150 different but similar concepts, separate them by comma ','.

All lowercase please.

B.1.3 Prompt Completion

Come up with a description of an animal *[content]*, the description should be similar as the following example and uncommon to be observed. Do not use passive voice.

Double check the description to focus on major relation, which is *[content]*. Write down your answer in this format: {"topic": *[content]*, "prompt": description}

For example:

interaction: "taking photos"

Entities: squirrel

Description: A squirrel taking photos with a camera.

Then, the output should be: {"topic": "taking-photos", "prompt": "A squirrel taking photos with a camera."}

B.2 Multi-subject Interactions

B.2.1 Topic Generation

Given a verb of 2 subjects' interaction, we can create some novel and previously unseen scene or cartoon that can be present by an image. For example,

Concept: High-Fiving

Image description: A dolphin and a seal leap from the water, high-fiving with their flippers.

Think of concepts similar to High-Fiving, Lifting-Togethe, huddling-for Warmth. Provide 100 different but similar concepts, separate them by comma ','.

All lowercase please.

B.2.2 Prompt Completion

Come up with a description of two animals doing *[content]*, the description should be similar as the following example and uncommon to be observed. Do not use passive voice.

Double check the description to focus on major relation, which is *[content]*. Write down your answer in this format: {"topic": *[content]*, "prompt": description}

The description must contains the exact *[content]* word.

For example:

Concept: "High-Fiving"

Description: A dolphin and a seal leap from the water, high-fiving with their flippers.

Then, the output should be: {"topic": "High-Fiving", "prompt": "A dolphin and a seal leap from the water, high-fiving with their flippers."}

B.3 Compositional Spatial Relationships

B.3.1 Topic Generation

We generated the abstract layouts and geometric patterns together and use classify them manually with the assistance of LLM.

Given an abstract concept, we can create some novel scene that can be present by an image. For example,

Concept: tic-tac-toe

Image description: A tic-tac-toe composed by tomato and cucumber as the players symbols.

Think of concepts similar to tic-tac-toe, atom, triangle, tree. Provide 300 different but similar concepts, separate them by comma ','.

All lowercase please.

B.3.2 Prompt Completion

Come up with a description of a scene which is a novel combination of *[content]*, the description should be similar as the following example and uncommon to be observed. Do not use passive voice.

Double check the description to focus on major relation, which is *[content]*. Write down your answer in this format: {"topic": *[content]*, "prompt": description }

For example:

Concept: "tic-tac-toe"

Description: A tic-tac-toe composed by tomato and cucumber as the players symbols.

Then, the output should be: {"topic": "tic-tac-toe", "prompt": "A tic-tac-toe composed by tomato and cucumber as the players symbols." }

C Model Evaluation Details

In this section, we include the evaluation guidelines for human and MLLM annotators, and then present automatic evaluation by scenario based on the MLLM rating, ImageReward (Xu et al., 2023), CLIP-Score (Hessel et al., 2022) and BLIP-VQA (Huang et al., 2023a) (Table 5). We also provide running examples for comparison of human evaluation and automatic evaluation.

C.1 Human evaluation

In the human evaluation process, we asked annotators to rate images on a Likert scale. For each prompt, annotators were presented with images generated by all models, which were randomly shuffled to mitigate order bias. Annotators were instructed to assign a score from 1 to 5 based on image-text alignment, following these guidelines:

- 1: The image is completely irrelevant to the prompt.
- 2: The image contains some relevant objects, but they exhibit severe issues (e.g., distortion or missing parts).
- 3: The image includes most relevant objects, but some elements implied by the prompt are missing (e.g., missing critical tools or patterns to complete the interaction).
- 4: The image captures most relevant objects and infers additional ones successfully, but there are minor issues with object relationships (e.g. improvement to appearance of tools, subpart, or limbs needed.)
- 5: The image accurately and naturally reflects the prompt description.

To reduce variance and the impact of instruction ambiguity, we recruited four volunteers for this experiment. For each annotator, we calculated the average score for each model.

C.2 MLLM Evaluation Prompt Implementation Details

We prompt the MLLM to assign a score from 1 to 5 based on the following guidelines.

C.2.1 Functional and Action-Based Interactions, Multi-subject Interactions

The above images were generated with the prompt: *[prompt]*. Please rate the text-image alignment score of each image from 1 to 5, focusing on *[topic]* and follow the criteria:

- 1: poor interaction, subject(s) not acting correctly.
- 2: subject(s) incorrect/inaccurate.
- 3: critical part missing (e.g., missing critical tools or patterns to complete *[topic]*).
- 4: nearly perfect but some subparts need further improvement (e.g., needs to refine appearance of tools or limbs, subject is not *[topic]* correctly).
- 5: image perfectly depicts *[topic]*.

Return the score in angle brackets $\langle \rangle$. For example, if the image is nearly perfect and got score 4, response: $\langle 4 \rangle$

C.2.2 Compositional Spatial Relationships

You are my assistant to identify objects and their spatial layout in the image. According to the image, evaluate if the text *[prompt]* is correctly portrayed in the image.

Give a score from 1 to 5 according to the criteria:

- 5: correct spatial layout (*[topic]*) in the image for all objects mentioned in the text.
- 4: basically, spatial layout of objects matches the text.
- 3: spatial layout not aligned properly with the text.
- 2: image not aligned properly with the text.
- 1: image almost irrelevant to the text.

Return the score in angle brackets $\langle \rangle$. For example, if the image’s spatial layout of objects matches the text and got score 4, response: $\langle 4 \rangle$

C.2.3 Automatic evaluation Results

	Functional Relation				Multi-subject Interaction				Compositional Relation			
	Qwen2.5	ImReward	CLIPS.	B-VQA	Qwen2.5	ImReward	CLIPS.	B-VQA	Qwen2.5	ImReward	CLIPS.	B-VQA
SD	4.271	1.471	0.914	0.430	3.780	1.247	0.917	0.203	4.550	0.949	0.851	0.184
+ GPT Rewrite	4.133	1.285	0.881	0.323	3.735	1.206	0.910	0.198	4.445	0.902	0.846	0.171
+ GPT Refine	4.198	1.401	0.889	0.376	3.755	1.216	0.904	0.204	4.355	0.852	0.830	0.169
+ Multi-seed	4.282	1.502	0.935	0.472	3.845	1.242	0.934	0.210	4.565	1.019	0.872	0.197
DALL·E 3	4.477	1.343	0.869	0.392	4.310	1.139	0.868	0.193	4.850	0.938	0.824	0.190
DetailScribe	4.582	1.598	0.936	0.482	4.275	1.378	0.935	0.242	4.830	1.123	0.875	0.216

Table 5: Auto evaluation on entire InterActing dataset by scenario.

C.3 Agreement between human evaluation and automatic Evaluation

We have used the Qwen2.5-VL-32B model as an MLLM-based automatic evaluation metric for comparing different models. The Qwen2.5 model takes the instruction as shown in Appendix C.2.2 and directly outputs a score for the individual images. We further adopted ImageReward (Xu et al., 2023), CLIPScore (Hessel et al., 2022) and BLIP-VQA (Huang et al., 2023a) as our automatic evaluator. In this section, we present detailed examples of automatic judgments on generated images from different models to illustrate their capabilities and limitations in evaluating complex concepts involving multi-entity

interactions. Specifically, in Fig. 7 we include two example where the automatic evaluator failed to recognize the incorrect intersections between objects or missing key components in the prompt, leading to uniformly high scores for all generated images. Additionally, we provide another example where most evaluators gave consistent ratings.

Capable to align with human in most evaluations, MLLM-based evaluator tends to give high scores. These examples highlight the current challenges in using MLLM as a judge for complex compositional reasoning tasks. We recommend human evaluation for future experiment if cost and throughput allows.




Figure 7: Example of automatic evaluation misinterpreted and successfully interpreted the critical interaction in prompts. The details in the prompt missed by the evaluators are highlighted in blue with an underline. (H: human, Q: Qwen2.5, I: ImageReward, C: CLIPScore, B: BLIP-VQA, Highest score of each metrics are highlighted in red)

D Additional Results and Analysis

In this section, we provide additional qualitative examples generated by different models based on the text instructions from InterActing. Furthermore, we provide examples and discussions about the effectiveness of concept decomposition and progressive refinement. We also discuss the limitation of the current system in making global scene edits.

D.1 Qualitative Examples

Fig. 8 provides additional qualitative examples generated by DetailScribe and other baselines. Overall, DetailScribe is capable of generating faithful images according to different complex language descriptions.




Figure 8: More examples generated by DetailScribe and baselines on the InterActing dataset.

D.2 Qualitative Studies on the Effect of Concept Decomposition and Progressive Refinement

We present a comparative analysis of MLLM-generated critiques and refinements with and without the explicit concept decomposition step. Fig. 9 illustrates the result. The results indicate that incorporating concept decomposition significantly enhances the MLLM’s ability to focus on meaningful entity

interactions rather than overemphasizing fine-grained image details, such as minor variations in subject expressions.

Prompts	Refined Prompts (w/o Decomposition)	DetailScribe (w/o Decomposition)	Refined Prompts (w/o progressive refinement)	DetailScribe (w/o progressive refinement)	Refined Prompts (full system)	DetailScribe (full system)
"An anime of a hedgehog in a tiny apron, rolling dough with a miniature rolling pin, preparing a berry pie with a cheerful expression. Adjust the proportions for consistency. Soften background sparkles for emphasis on the frog. Enhance expression and posture for a more dynamic singing pose."	"An adorable hedgehog, wearing a tiny apron, joyfully rolls dough on a small wooden table. Its paws expertly grip a miniature rolling pin, smoothly flattening the dough. The hedgehog's cheerful eyes sparkle with delight as it prepares to fill the pastry with vibrant berries. A warm, inviting ambience surrounds this delightful scene, capturing the essence of baking with charm and whimsy."		"An adorable hedgehog, wearing a tiny apron, joyfully rolls dough on a small wooden table. Its paws expertly grip a miniature rolling pin, smoothly flattening the dough. The hedgehog's cheerful eyes sparkle with delight as it prepares to fill the pastry with vibrant berries. A warm, inviting ambience surrounds this delightful scene, capturing the essence of baking with charm and whimsy."		"An anime of a hedgehog in a tiny apron, rolling dough with a miniature rolling pin, preparing a berry pie with a cheerful expression. Adjust the proportions for consistency. Soften background sparkles for emphasis on the frog. Enhance expression and posture for a more dynamic singing pose."	
"A cat sails across the sea in a large seashell, holding a mast."	"A cat sails across the sea in a large seashell, holding a mast. Position the most centrally on the shell, create realistic waves and splashes for water interaction, adjust the shell to sit evenly in the water, and align the cat's gaze forward or at a specific point ahead."		"Cruising through the azure waves, a whimsical cat unfolds: a curious cat nestled comfortably within a grand seashell, its paw gripping a sturdy mast. The seashell, acting as a makeshift vessel, glides smoothly across the sea's surface, mirroring the cerulean sky. The cat's gaze is fixed on the horizon, embodying both adventure and tranquility in this fantastical maritime journey."		"A cat sails across the sea in a large seashell, holding a mast. Ensure the cat's paw is visibly gripping the mast."	
"A rabbit carefully sculpts a tiny snow bunny with its paws, adding details like ears and whiskers to the figure."	"A rabbit carefully sculpts a tiny snow bunny with its paws, adding details like ears and whiskers to the figure. Enhance the rabbit's fur texture, reduce the eye size with realistic detailing, add texture to the snow, and position the paws to interact with a small, detailed snow bunny figure."		"Crouched amid a snowy landscape, a rabbit meticulously works on a miniature snow bunny. Its skilled paws shape the snow into the delicate form of a bunny, complete with intricately crafted ears and pronounced whiskers. The rabbit's intense focus and delicate touch highlight a charming scene of nature's art, where an animal momentarily becomes an artist, sculpting life-like details from the winter's blanket."		"A rabbit carefully sculpts a tiny snow bunny with its paws, adding details like ears and whiskers to the figure. Include a small snow bunny in front of the rabbit, ensure the paws appear to be shaping the snow, and add details like ears and whiskers on the snow figure."	
"An anime of a polar bear carefully cutting a berry cake."	"An anime of a polar bear carefully cutting a berry cake. The bear has a gentle expression. The frosting drips smoothly, berries are arranged symmetrically, and the background is simplified to emphasize the bear and cake."		"In a cozy, softly lit kitchen, a gentle polar bear stands upright, its fluffy white fur contrasting against a colorful berry cake resting on a delicate plate. With a concentrated expression, it deftly holds a kitchen knife in one paw, carefully slicing through the cake. The scene captures a whimsical moment, where nature meets culinary art, emphasizing the bear's surprising skill and the cake's enticing allure."		"An anime of a polar bear carefully cutting a berry cake. Adjust the paw to naturally grip the knife. Modify the bear's posture and expression to show focus on the activity."	
"A zigzag pattern made of scattered autumn leaves, creating a path that alternates left and right as it moves forward."	"A zigzag pattern made of scattered autumn leaves, creating a path that alternates left and right as it moves forward. Arrange leaves to form a distinct zigzag path, ensuring it clearly turns left and right. Use varied leaf colors and textures for distinction, and increase leaf density to cover the ground for better visibility."		"An autumnal zigzag path is formed by scattered leaves, each placed diagonally from the last. The pattern alternates with precision, creating a visual dance of slanted lines that guide the eye left and right. Consistent spacing and direction changes between the leaves maintain a perfect rhythm, resembling a natural maze crafted on the forest floor, inviting wanderers to follow its winding course."		"A zigzag pattern made of scattered autumn leaves, creating a path that alternates left and right as it moves forward. Arrange leaves in a clear zigzag pattern with consistent direction changes. Maintain even spacing between leaves. Ensure leaves are distinct and minimize excessive overlap."	
"Two ants collaborate to lift a large crumb, balancing it carefully as they carry it back to their colony."	"Two ants collaborate to lift a large crumb, balancing it carefully as they carry it back to their colony. Ensure the crumb is supported by the ants' mandibles, scale ants realistically to crumb size, position ants to show coordinated carrying, and apply a natural matte texture to the ants."		"Synchronized in perfect harmony, two industrious ants deftly clutch a sizable crumb, their joint efforts elevating it above the ground. With careful coordination, they maintain balance, skillfully traversing the uneven terrain towards their distant colony. Their tiny legs move in unison, showcasing a remarkable display of collaborative strength and balance as they navigate obstacles, ensuring the precious morsel remains secure during their diligent journey home."		"Two ants collaborate to lift a large crumb, balancing it carefully as they carry it back to their colony. Adjust the crumb to be visibly supported by the ants' legs or mandibles. Ensure the ants are positioned to make physical contact with and support the crumb. Tilt the ants slightly towards each other, showing them balancing the crumb's weight."	

Figure 9: Qualitative examples that illustrate the effectiveness of concept decomposition and progressive refinement. We compare our full pipeline (shown as full system in the last two columns with two alternatives: one without concept decomposition (shown as w/o Decomposition), and another one without the generate-then-refine procedure (shown as w/o progressive refinement)).

Additionally, we compare our model with a variant approach without progressive feedback, where the image is generated directly from a refined text prompt derived from the input instruction and the concept decomposition. Our pipeline, which integrates both concept decomposition and progressive

refinement, consistently outperforms both alternatives by a substantial margin. This highlights the critical role of concept decomposition in structuring the model’s understanding and the refinement procedure in producing faithful and realistic images.

D.3 Qualitative Studies on the Effect of Global Seeds

A current limitation of the DetailScribe framework lies in its reliance on the assumption that the initial image generated without prompt refinement has a roughly correct global scene structure. This limitation arises from the inability of the re-denoising step to introduce large-scale changes to the image, such as adding missing subjects or significantly altering the scene layout. Our examples in Fig. 10 illustrate that, due to the stochasticity inherent in text-to-image generative models, different global random seeds at inference yield different initial images, which in turn affect the final output of our system. While our approach effectively resolves issues like entity interactions in the image, it struggles with global-scale edits, such as adjusting the global layout or zoom level of the scene. As a potential direction for future work, one can consider sampling multiple initial images simultaneously and performing a post-hoc selection process to identify the most suitable candidates for refinement, leveraging MLLM feedback to improve global scene accuracy.




Figure 10: Different global random seeds yield different initial images. They also result in different refined images using the DetailScribe framework.

E InterActing Dataset

E.1 Functional and Action-Based Interactions

E.1.1 Statistic of topic

- **Tool manipulation:** octopus paint canvas(1), cat sail(1), fox stir stew(1), squirrel take photo(1), play chess(1), carve wood(1), fly a kite(1), make a potion(1), polar bear cut cake(1), raccoon sweep floor(1), rabbit paint mural(1), bear mop floor(1), painted a portrait(1), reading a book(2), opening a door(1), skiing down(2), slicing(2), skateboarding(2), typing on(2), tying(2), cleaning(1), cooking(2), chopping vegetables(1), dragging(1), skating on(1), photographing(1), baking a cake(1), brushing(1), pouring(1), playing piano(1), playing video games(1), painting(1), writing a book(1), cutting(2), driving(2), using tools(1), constructing bridges(1), playing the piano(1), assemble chair(1), burn wood(1), clip cloth(1), crack coconut(1), decorate cake(1), dip pen ink(1), fold paper crane(1), hang picture(1), measure flour(1), mix dough(1), mount painting(1), paint mural(1), pour syrup(1), saw ice(1), sew button(1), sew patch(1), shape clay(1), shovel snow(1), sketch blueprint(1), sort silverware(1), spray paint(1), spread butter(1), spread paint(1), chop vegetables(1), sharpen pencil(1), drill hole(1), slice bread(1), hammer nail(1), saw plank(1), stir soup(1), sew fabric(1), knit scarf(1), whisk eggs(1), grate cheese(1), peel apple(1), crack walnut(1), roll dough(1), frost cupcake(1), flip pancake(1), grill steak(1), dice carrots(1), scramble eggs(1), boil pasta(1), roast marshmallow(1), squeeze lemon(1), grind coffee(1), sculpt ice(1), weld metal(1), etch glass(1), sand wood(1), string beads(1), carve pumpkin(1), mend socks(1), tie knot(1), cut origami(1), bend wire(1), engrave stone(1), pour tea(1), ladle soup(1), weave basket(1), thread needle(1), sketch bird(1), chisel marble(1), polish shoe(1), blow glass(1), stamp seal(1), dip paintbrush(1), spray graffiti(1), lace shoes(1), brush hair(1), write calligraphy(1), erase mistake(1), clamp wood(1), file nail(1), clip coupon(1), punch hole(1), staple paper(1), tape box(1), tie bow(1), glaze pottery(1), stack books(1), roll sushi(1), fill bottle(1), slice melon(1), scoop ice cream(1), carve sign(1), build clock(1), stretch canvas(1), pluck strings(1), shred paper(1), scrape icing(1), light candle(1), zip jacket(1), unlock door(1), wrap gift(1), rinse brush(1), fold laundry(1), pour candle wax(1), whittle stick(1), cut hair(1), plaster wall(1), glue model(1), mix paint(1), stencil design(1), thread loom(1), cut paper snowflake(1), iron shirt(1), chainmail weaving(1), stamp pattern(1), embroider flower(1), stack firewood(1), filter coffee(1), frost window(1), tie fishing line(1), shape snowball(1), drill teeth(1), paint fence(1), sharpen knife(1), pour molten metal(1), cut ribbon(1), stretch cloth(1), fold napkin(1), heat metal(1), frame picture(1), string violin(1), curl hair(1), carve soap(1), squeeze clay(1), lay tiles(1), weave rug(1), nail shoe(1), stitch wound(1), break egg(1), spread jam(1), poke hole(1), patch clothes(1), snap twig(1), snap chopsticks(1), pick lock(1), snip hedge(1), clean brush(1), file metal(1), press flower(1), scoop sand(1), mold snowman(1), snap photo(1), knot rope(1), chop logs(1), chain carvings(1), stir sauce(1), cut vinyl(1), fold fan(1), tape frame(1), trim trees(1), sift flour(1), stir coffee(1), whisk cream(1), shell peanut(1), pry lid(1), knead bread(1), scrub floor(1), filter water(1), stain wood(1), melt chocolate(1), stir tea(1), light match(1), brush coat(1), tie lace(1), saw bamboo(1), peel corn(1), scrape wax(1), rotate key(1), dip spoon(1), stack bricks(1), weave tapestry(1), bind book(1), decorate mask(1), skim cream(1), pour wine(1), paint sculpture(1)
- **Physical Contact:** gripping(1), clutching(1), hugging(1), clasping(1), twisting(3), lifting(1), balancing(1), squeezing(2), pressing(2), pinching(1), pulling(3), pushing(5), wrapping(2), cupping(1), stroking(1), rubbing(1), kneading(1), twirling(1), braiding(1), weaving(1), shaping(1), molding(1), rolling(1), spinning(2), tapping(2), scratching(1), clapping(1), smudging(1), flicking(2), catching(2), tossing(3), kicking(1), propping(1), supporting(1), cradling(1), wiping(1), polishing(2), dusting(1), scrubbing(1), slapping(1), punching(1), drumming(2), doodling(1), carving(1), shuffling(1), stacking(1), arranging(1), aligning(1), linking(1), snapping(2), unrolling(1), folding(1), creasing(1), peeling(1), popping(1), tying(1), knotting(1), stretching(1), skipping(1), waving(1), shaking(2), fanning(1), poking(1), nudging(1), flipping(1), scooping(1), ladling(1), swiping(2), tugging(2), shoveling(1), sifting(1), spreading(1), smoothing(1), plucking(1), patting(1), scraping(1), slathering(1), dipping(1), drizzling(1), stamping(1), tracing(1), sketching(1), threading(1), embroidering(1), ruffling(1), petting(1), nuzzling(1), tickling(1), adjusting(1), placing(1), tucking(1), clicking(1), rotating(1), juggling(1), whittling(1), crank-

ing(1), filing(1), plating(1), tacking(1), dabbing(1), buffing(1), dancing(2), pouring(1), jostling(1), stirring(1), rabbit sculpt snow(1), heron fishing(1), build(1), bake(1), serve(1), cook(1), frog sing(1), beaver drink(1), rabbit set table(1), squirrel carve acorn(1), fox pour tea(1), cricket write music leaves(1), beaver cut pizza(1), draped over(2), playing guitar(7), playing chess(4), balancing on(2), posing with(2), reflecting in(2), eating at(2), walking up(2), sewn on(2), getting on(1), approaching(2), walking towards(2), walking to(1), growing by(2), grabbing(2), playing music(1), scattered on(1), jumping on(1), climbing(2), pointing at(2), coming down(2), preparing(2), going into(2), decorating(2), growing from(1), washing(2), herding(2), chewing(2), working in(2), picking up(2), looking over(2), shining through(2), smelling(1), running through(1), enclosing(1), going through(1), walking into(1), falling off(1), decorated with(1), walking past(1), towing(1), blowing out(1), jumping off(1), moving(1), running across(1), hang from(1), sitting around(1), cooked in(1), buying(1), standing around(1), growing behind(1), exiting(1), jumping over(1), looking down at(1), looking into(1), leaning over(1), growing next to(1), observing(1), traveling on(1), wading in(1), growing along(1), opening(1), eating in(1), standing against(1), trying to catch(1), stacking rocks(1), lying next to(1), guiding(1), smoking(1), conducting interviews(1), wearing(2), holding(2), sitting on(2), standing on(2), riding(2), standing in(2), lying on(2), hanging on(2), eating(2), looking at(2), covering(1), sitting in(2), hanging from(2), parked on(2), riding on(2), covered in snow(1), flying in(2), sitting at(2), playing with(2), reading(2), reading books(2), filled with laughter(1), crossing(1), swinging(2), standing next to(2), touching(1), flying(2), contain(2), hitting(2), lying in(2), standing by(2), driving on(2), throwing(2), sitting on top of(2), walking down(2), parked in(2), standing near(2), performing tricks(1), printed on(1), facing(2), leaning against(2), grazing on(2), standing in front of(2), drinking(2), topped with(2), swimming in(2), driving down(2), hanging over(2), feeding(2), waiting for(1), running on(2), talking to(1), holding onto(1), eating from(1), perched on(1), parked by(1), hanging above(1), floating on(1), wrapped around(1), near(1), carrying(1), walking on(1), covered in leaves(1), watching(1), covered in(1), enthusiasm(1), ambition(1), walking in(1), surrounded by(1), pulled by(1), growing on(1), standing behind(1), playing(1), mounted on(1), surfing(1), talking on(1), worn on(1), resting on(1), floating in(1), lying on top of(1), playing in(1), walking with(1), pushed by(1), playing on(1), sitting next to(1)

E.1.2 Selected prompts

1. **Topic:** Octopus-Paint-Canvas
Prompt: An octopus in an art studio is painting on a canvas.
2. **Topic:** Cat-Sail
Prompt: A cat sails across the sea in a large seashell, holding a mast.
3. **Topic:** Fox-Stir-Stew
Prompt: A fox stirs a stew in a hollowed-out tree trunk.
4. **Topic:** Squirrel-Take-Photo
Prompt: A squirrel taking photos with a camera.
5. **Topic:** Rabbit-Sculpt-Snow
Prompt: A rabbit carefully sculpts a tiny snow bunny with its paws, adding details like ears and whiskers to the figure.
6. **Topic:** Heron-Fishing
Prompt: A heron fishing by the river.
7. **Topic:** Build
Prompt: An anime of a mouse constructing a tiny castle with blocks, carefully stacking each piece, with tools like a mini hammer and ruler scattered around.
8. **Topic:** Bake
Prompt: An anime of a hedgehog in a tiny apron, rolling dough with a miniature rolling pin, preparing a berry pie with a cheerful expression.
9. **Topic:** Play-Chess

- Prompt:** An anime of a raven perched on a table, moving pieces on a tiny chessboard with its beak, calculating each move as it faces off against another bird.
10. **Topic:** Carve-Wood
Prompt: An anime of a beaver wearing a small hat, using its teeth to carve an intricate wooden statue, with wood shavings scattered around.
 11. **Topic:** Serve
Prompt: A penguin wearing a small bow tie balancing a tray with a fish platter, ready to serve it at a fancy dinner.
 12. **Topic:** Cook
Prompt: A bear in a tiny chef hat flipping pancakes in a pan, with jars of honey around, preparing breakfast in the forest.
 13. **Topic:** Fly-A-Kite
Prompt: An elephant holding a vine tied to a leaf-shaped kite, flying it in the air on a breezy day.
 14. **Topic:** Make-A-Potion
Prompt: A crow wearing glasses mixing colorful, glowing potions in tiny vials using its beak in a spooky forest.
 15. **Topic:** Polar-Bear-Cut-Cake
Prompt: An anime of a polar bear carefully cutting a berry cake.
 16. **Topic:** Raccoon-Sweep-Floor
Prompt: An anime of a raccoon sweeping floor with a broom.
 17. **Topic:** Frog-Sing
Prompt: An anime of a frog singing with a microphone on hand by a pond.
 18. **Topic:** Beaver-Drink
Prompt: An anime of a beaver sipping water from a pond through a hollow stick like a straw.
 19. **Topic:** Rabbit-Set-Table
Prompt: An anime of a rabbit setting plates on a rock 'table.'
 20. **Topic:** Squirrel-Carve-Acorn
Prompt: An anime of a squirrel carving a design on an acorn using a chisel.
 21. **Topic:** Fox-Pour-Tea
Prompt: An anime of a fox pouring tea from a tiny pot into cups.
 22. **Topic:** Cricket-Write-Music-Leaves
Prompt: An anime of a cricket scratching musical notes onto a large leaf with a pen.
 23. **Topic:** Beaver-Cut-Pizza
Prompt: An anime of a beaver cutting a pizza.
 24. **Topic:** Rabbit-Paint-Mural
Prompt: An anime of a rabbit painting a colorful mural on a wall.
 25. **Topic:** Bear-Mop-Floor
Prompt: An anime of a bear cleaning its cave floor with a bundle of grass.

E.2 Multi-subject Interactions

E.2.1 Statistic of topic

balancing(1), tug of warring(1), encouraging(1), synchronizing(1), applauding(1), rowing together(1), spinning(1), jumping together(1), supporting(1), swinging(1), lifting(1), hugging(1), carrying(1), holding hands(1), waving(1), flipping(1), celebrating(1), tossing(1), wrestling(1), stacking(1), whispering(1), cheering(1), gliding(1), leaping(1), skating(1), sliding(1), twirling(1), sharing(1), paddling(1), singing(1), drumming(1), dodging(2), shielding(1), twisting(1), stomping(1), kicking(1), leaning(1), pulling(1), pushing(1), vaulting(1), clashing(1), peering(2), rolling(1), hopping(1), shaking(1), bowing(1), building(1),

nesting(1), scurrying(1), foraging(1), weaving(1), diving(1), circling(1), peeking(1), nestling(1), peeling(1), sniffing(1), chirping(1), dashing(1), pouncing(1), snuggling(1), flicking(1), surfing(1), linking(1), bumping(1), jumpstarting(1), guiding(1), swing dancing(1), hovering(1), sledding(1), twinkling(1), zipping(1), balancing on one foot(1), batoning(1), beak tapping(1), blending in(1), blocking(1), blooming together(1), blowing kisses(1), bouncing off(1), bridge building(1), celebratory jumping(1), clambering(1), clapping(1), clasping(1), climbing a rope(1), clockwise spinning(1), coat sharing(1), codebreaking(1), coin flipping(1), colliding(1), composing(1), concocting(1), conga lining(1), contemplating(1), cork popping(1), corn husking(1), counting stars(1), crab walking(1), cracking knuckles(1), creating shadows(1), crisscrossing(1), croquet playing(1), dashing through snow(1), daydreaming(1), defying gravity(1), disappearing act(1), docking(1), dodgeballing(1), dolphin surfing(1), double jumping(1), drag racing(1), ducking(1), echoing(1), egg balancing(1), elbow bumping(1), embracing(1), eye winking(1), face painting(1), fan waving(1), fast forwarding(1), feather tickling(1), fence jumping(1), firework launching(1), fishing together(1), flashlight signaling(1), flipping pages(1), fluttering(1), freezing in place(1), frisbee tossing(1), frog leaping(1), fumbling(1), game playing(1), gazing(1), ghost hunting(1), gift exchanging(1), gliding on air(1), glueing(1), goal scoring(1), gondola riding(1), grappling(1), grinning(1), guarding(1), guessing(1), gymnastics(1), hair braiding(1), hand painting(1), hand shaking(1), hand standing(1), harmonizing(1), harnessing wind(1), head bobbing(1), head butting(1), hearing secrets(1), heel clicking(1), hide and seeking(1), hiking(1), hill rolling(1), home run hitting(1), hopping on one foot(1), horseback riding(1), hula hooping(1), ice skating(1), improvising(1), inventing(1), jigsaw puzzling(1), jumping jacks(1), kicking a can(1), kneeling(1), laughing(1), leaf pile jumping(1), leapfrogging(1), letter writing(1), lifting weights(1), light painting(1), limboing(1), line dancing(1), listening to music(1), log rolling(1), looking through binoculars(1), magician acting(1), mapping(1), meditating(1), metal detecting(1), moon watching(1), moth chasing(1), mountain climbing(1), mushroom picking(1), bouncing(1), huddling for warmth(1), jumping rope(1), high fiving(1), dancing(1), lifting together(1), balancing a ball(1), digging together(1), building a nest(1), sharing food(1)

E.2.2 Selected prompts

1. **Topic:** Bouncing

Prompt: A frog and a grasshopper take turns bouncing across lily pads on a pond.

2. **Topic:** Huddling-for-Warmth

Prompt: A walrus and a polar bear huddle together on an ice floe, sharing warmth.

3. **Topic:** Jumping-Rope

Prompt: A kangaroo and a lemur each hold an end of a vine, hopping over it together in turn.

4. **Topic:** High-Fiving

Prompt: Two monkeys jump up and high-five with their paws, celebrating a successful foraging trip.

5. **Topic:** Dancing

Prompt: Two flamingos perform an elegant dance, mirroring each other's wing movements in perfect coordination.

6. **Topic:** Lifting-Together

Prompt: Two ants collaborate to lift a large crumb, balancing it carefully as they carry it back to their colony.

7. **Topic:** Balancing-a-Ball

Prompt: Two seals balance a ball on their noses, passing it back and forth in a coordinated game.

8. **Topic:** Digging-Together

Prompt: Two meerkats dig a hole side-by-side, their paws flying in rhythm as they excavate a burrow.

9. **Topic:** Building-a-Nest

Prompt: Two birds bring twigs and leaves to a tree branch, weaving them together to create a shared nest.

10. **Topic:** Sharing-Food

Prompt: Two bears share a large fish, taking turns taking bites while watching out for other animals.

E.3 Compositional Spatial Relationships

E.3.1 Statistic of topic

- **Abstract Layouts:** chessboard(1), domino(1), constellation(1), pyramid(1), labyrinth(1), kaleidoscope(1), circuit(1), tetris(1), sundial(1), hourglass(1), compass(1), map(1), blueprint(1), gear(1), vortex(1), tessellation(1), barcode(1), spectrum(1), origami(1), satellite(1), silhouette(1), shadow(1), footprint(1), bridge(2), tunnel(1), stained glass(1), windmill(1), lighthouse(1), mountain range(1), river delta(1), waterfall(1), thunderbolt(1), sand dune(1), cliff(1), canyon(1), volcano(2), coral reef(1), aurora(1), nebula(1), eclipse(1), supernova(1), galaxy(1), comet(1), meteor(1), black hole(1), crystal(1), beehive(1), chess knight(1), rubik's cube(1), sudoku(1), hieroglyph(1), calligraphy(1), musical note(1), soundwave(1), microchip(1), pixel(1), digital clock(1), keyboard(1), mouse pointer(1), barcode scanner(1), jigsaw(1), metro map(1), circuit board(1), telescope(1), microscope(1), hour hand(1), ice crystal(1), tornado(1), tidal wave(1), flame(1), fog(1), reflection(1), horizon(1), globe(1), water cycle(1), ecosystem(1), double helix(1), electric arc(1), solar flare(1), magnet field(1), pendulum(1), gyroscope(1), whirlpool(1), sand timer(1), prism(1), steam power(1), cogwheel(1), marble rolling(1), beam splitter(1), tesseract(1), mobius strip(1), klein bottle(1), electron cloud(1), time lapse(1), solar system(1), tidal force(1), magnetic levitation(1), hologram(1), lens flare(1), binary code(1), algorithm(1), probability tree(1), data cloud(1), social network(1), venn diagram(1), flowchart(1), decision tree(1), optical fiber(1), cosmic web(1), interstellar map(1), dna strand(1), chromosome(1), protein structure(1), enzyme(1), bacteria colony(1), virus model(1), periodic table(1), crystal lattice(1), liquid drop(1), bubble(1), soap film(1), oil slick(1), lava flow(1), fossil(1), seismograph(1), tsunami(1), weather front(1), storm path(1), thundercloud(1), cloud formation(1), rainforest(1), food chain(1), coral polyp(1), ocean current(1), tide pool(1), glacier(1), iceberg(1), volcano cross section(1), fossilized leaf(1), desert oasis(1), lava lamp(1), windmill blades(1), compass needle(1), sundial marks(1), shadow clock(1), metronome(1), pendulum wave(1), ripple tank(1), icicle drip(1), salt crystal(1), gemstone cut(1), light beam bend(1), fiber optic glow(1), laser beam(1), nebula cluster(1), star map(1), supernova explosion(1), gravitational wave(1), celestial sphere(1), solar eclipse(1), lunar cycle(1), moon dust(1), martian canyon(1), space dust(1), cosmic string(1), dark matter(1), quark structure(1), higgs boson(1), neutrino path(1), time dilation(1), tic tac toe(1), table(1), atom(1), forest(1), city(1), tree(1), bookshelf(1), flower(1), island(1), garden(1), mosaic(1),
- **Geometric patterns:** snowflake(1), spiral(1), ripple(1), waveform(1), parabola(1), arch(1), infinity symbol(1), yin yang(1), mandala(1), fibonacci sequence(1), sphere(1), cone(1), dodecahedron(1), helix(1), triangle(1), zigzag leaves(1), circle(1)

E.3.2 Selected prompts

1. **Topic:** Zigzag-Leaves

Prompt: A zigzag pattern made of scattered autumn leaves, creating a path that alternates left and right as it moves forward.

2. **Topic:** Circle

Prompt: A circle of sunflowers with a single, vibrant red rose in the very center, surrounded by the larger yellow blooms.

3. **Topic:** Tic-Tac-Toe

Prompt: A tic-tac-toe composed by tomato and cucumber as the players move, and sticks as the grid.

4. **Topic:** Table

Prompt: A table formed by pretzels stacked together.

5. **Topic:** Atom
Prompt: An atom depicted with orange as the nucleus and blueberries as electrons spinning in circular orbits.
6. **Topic:** Triangle
Prompt: A triangle made of sushi pieces, where each side is formed by a different sushi roll.
7. **Topic:** Forest
Prompt: A forest made from broccoli trees, with animal-shaped cookies as wildlife and a path of cookie crumbs winding through it.
8. **Topic:** City
Prompt: A cityscape made of stacked crackers as buildings, licorice strips as roads.
9. **Topic:** Tree
Prompt: A tree made of a pretzel stick as the trunk, with green gummy leaves and woolen yarn roots branching out.
10. **Topic:** Bookshelf
Prompt: A bookshelf made from colorful candies.
11. **Topic:** Flower
Prompt: A flower made by colorful gummy.
12. **Topic:** Bridge
Prompt: A bridge constructed from graham crackers.
13. **Topic:** Island
Prompt: An island scene with coconut flakes as sand, candy trees on the beach, and blue jelly water as sea.
14. **Topic:** Volcano
Prompt: A volcano built from chocolate, with red jelly spilling as lava and cotton candy smoke billowing from the top.
15. **Topic:** Garden
Prompt: A garden made from crushed cookie soil, flower-shaped candies, and wafer cookie paths winding through it.