

# LLM for Comparative Narrative Analysis

Leo Kampen<sup>1</sup>, Carlos Rabat Villarreal<sup>2</sup>, Louis Yu<sup>1</sup>, Santu Karmaker<sup>3</sup>, Dongji Feng<sup>1</sup>

<sup>1</sup> MCS department, Gustavus Adolphus College

<sup>2</sup> Department of CSSE, Auburn University

<sup>3</sup> Bridge-AI Lab, Department of CS, University of Central Florida  
{lkampen,djfeng}@gustavus.edu

## Abstract

In this paper, we conducted a Multi-Perspective Comparative Narrative Analysis (CNA) on three prominent LLMs: GPT-3.5, PaLM2, and Llama2. We applied identical prompts and evaluated their outputs on specific tasks, ensuring an equitable and unbiased comparison between various LLMs. Our study revealed that the three LLMs generated divergent responses to the same prompt, indicating notable discrepancies in their ability to comprehend and analyze the given task. Human evaluation was used as the gold standard, evaluating four perspectives to analyze differences in LLM performance.<sup>1</sup>

## 1 Introduction

In this paper, we formalized a Comparative Narrative Analysis (CNA) and provided an exploratory case study to better understand political narratives. CNA is a significant, yet relatively underexplored, task in the field of NLP, especially in the era of LLMs. It involves the challenging endeavor of identifying the summarization of 1) conflicts, 2) overlaps, 3) unique, or 4) holistic aspects across pairs of narratives. Although prior research has explored various prompt designs to steer LLMs toward specific tasks (Yao et al., 2022; Wei et al., 2022; Kojima et al., 2022; Madaan and Yazdanbakhsh, 2022; Press et al., 2022), benchmarking and comparing performance across multiple LLMs remains a significant challenge due to the variability introduced by differing prompt structures. To address this research gap, we utilized the recently proposed prompt taxonomy Santu and Feng (2023), TELeR, which organizes prompts along four dimensions: Turn, Expression, Role, and Level of Detail. The objective of our study is to apply identical prompts to different LLMs to evaluate their performance, ensuring consistency, reliability, and a fair comparison across a range of tasks.

However, evaluating such complex tasks is a challenge because applying traditional metrics like BERTScore (Zhang et al., 2019) or BARTScore (Yuan et al., 2021) may obscure the nuanced impact of specific perspectives, such as conflict or unique. Furthermore, the absence of a gold standard for evaluation exacerbates these challenges. Thus, 20 human evaluators were used to determine the effectiveness of LLM outputs across four widely established criteria. To conclude our work, this paper presents the experimental results of three LLMs evaluated using four levels of prompts based on the TELeR taxonomy across the summarization subtasks (subtask details in Section 3).

## 2 Background and Related Work

**Prompt Design:** A prompt for an LLM is a collection of guidelines that can direct the Language Model toward a particular task (Liu et al., 2023). Currently, different prompt design strategies are proposed to improve the performance of LLMs in terms of such reasoning and decision-making ability (Zhou et al., 2022). The response of LLMs can vary significantly based on the prompt’s quality. This variation can be attributed to different LLMs’ diverse training datasets and annotations. Therefore, utilizing the same prompt to evaluate or explain multiple LLMs is advisable. To facilitate a meaningful comparison of the performances of various LLMs, Santu and Feng (2023) proposed a general taxonomy of LLM prompts for benchmarking complex tasks.

**Multi-Perspective Narrative Analysis:** NLP techniques and multiple-document summarization (Radev, 2000) have been widely used in different tasks in the political domain (García-Díaz et al., 2022; Mercado et al., 2020; Dahllöf, 2012) such as classification (e.g., fake news detection and author identification). Multiple perspective narrative analysis is similar to text summarization but further

<sup>1</sup><https://github.com/Anonymous-685/Narrative-Sum-Project/tree/main/>

extends to analytical and interpretive tasks that can be injected into many applications such as a peer-reviewing generation where the meta-review can be quickly generated from reviews.

### 3 Problem Formulation

#### 3.1 Comparative Narrative Analysis Task

Although prior research (Radev, 2000) has introduced multi-document summarization, a generalizable framework for formalizing this task remains lacking. Here, we introduce Comparative Narrative Analysis (CNA), generally broader as it involves not only summarizing content but also analyzing, contrasting, and interpreting narratives across multiple sources. To simplify notation, let us stick to having only two narratives  $N_1$  and  $N_2$  as our input since it can be easily generalized in case of more narratives involved. The desired output, denoted as  $N_o$ , is a natural language summary where the format can be extractive summaries, abstractive summaries, or a combination of both. (Karmaker Santu et al., 2018; Salvador et al., 2024) Mathematically, we can represent the CNA task as follows:

$$N_o = \mathcal{F}(O, C, H, U) \quad (1)$$

where:

- $N_o$  is the overall summary of the two narratives  $N_1$  and  $N_2$ .
- $\mathcal{F}$  is a function that integrates the four perspectives.
- $O, C, H, U$  represent the **O**verlap, **C**onflict, **H**olistic, and **U**nique aspects of narratives respectively.

We can define  $\mathcal{F}$  as a weighted sum shown below:

$$N_o = \alpha O + \beta C + \gamma H + \delta U \quad (2)$$

where:

- $\alpha, \beta, \gamma, \delta$  are weights that determine the contribution of each perspective to the overall summary.

In our study, each perspective is analyzed independently and exclusively, without considering the influence of other perspectives. However, the CNA framework has the potential for future expansion into a hybrid task. As we can see, this task

can be framed as a constrained multi-sequence-to-sequence (text generation) problem, with an emphasis on minimizing verbatim repetition from the original narratives while incorporating analytical and interpretive elements. While existing datasets such as Allsides (Bansal et al., 2022) facilitate research in overlapping subtasks, there is a lack of ground truth data for the other three perspectives (Holistic, Unique, Conflict). This necessitates the use of human evaluators to assess the quality of outputs generated by LLMs. Here are the detailed definitions of each CNA subtask: 1) **Holistic**: The generation fully highlights the information from two narratives without constraints, 2) **Overlapping**: The generation highlights the information that occurs in both narratives, 3) **Unique**: The generation highlights the distinctive information that only occurs in each narrative, and 4) **Conflict**: The generation highlights the opposing viewpoints or contradictory elements between two narratives. Due to the page limit, we present the Venn diagram of the above four tasks in Appendix A.1.

#### 3.2 TELeR Taxonomy

TELeR taxonomy (Santu and Feng, 2023) offers guidance for designing prompts at various levels. We designed our prompts using levels 1, 2, 3, and 4 (Find details in Appendix A.5). We did not use level 0 due to its lack of directives as we require concrete direction to specify which subset of CNA is being evaluated. We also left out levels 5 and 6 because they use retrieval techniques that are not relevant to this experiment. Prompts for all levels and subtasks can be found in Appendix A.6

### 4 Experimental Design

#### 4.1 Dataset

Bansal et al. (2022) created the SOS dataset by crawling articles from AllSides.com<sup>2</sup>, which consists of news articles that cover a total of 2,925 events, each having a minimum 'theme description' length of 15 words. We randomly selected 5 pairs of narratives in this work and reconstructed a dataset totaling 240 narrative summarizations (3 models  $\times$  5 narrative pairs  $\times$  4 prompt levels  $\times$  4 subtasks). Our contributed dataset can be found here: GitHub<sup>1</sup>

<sup>2</sup><https://www.allsides.com/>

## 4.2 Large Language Models

For this experiment, we selected three of the most popular commercial LLMs: OpenAI GPT-3.5 (Achiam et al., 2023), Google PaLM2 (Anil et al., 2023), (Chowdhery et al., 2022), and Meta Llama2 (Touvron et al., 2023). We utilized their respective APIs. Table 1 summarizes the details of these three LLMs.

LLM Family	Model
OpenAI GPT-3.5	openai/gpt-3.5-turbo-chat
Google PaLM2	google/palm2-bard-chat
MetaAI Llama2	meta-llama/Llama-2-7b-chat-hf (7B)

Table 1: Large language models studied in this paper.

## 4.3 Surveys, Criteria and Human Evaluator

We create surveys that include four key dimensions for assessment (Fabbri et al., 2021): 1) **Coherence**, 2) **Consistency**, 3) **Relevance**, and 4) **Fluency**. In addition to the above four dimensions, we also customized one additional criterion for each specific subtask: Conflict is assessed for **bias**, Unique is evaluated for **distinctiveness**, Holistic is judged for **comprehensiveness**, and Overlapping is rated for **convergence**. Details of each customized criteria can be found in Appendix A.2.

Twenty human evaluators were recruited from Prolific<sup>3</sup>, compensated with a minimum hourly rate of \$8/hour. Prolific provides filtering criteria to select human evaluators. We chose evaluators who are native English speakers, hold a bachelor’s degree, and have an understanding of political narratives. We presented them with pairs of political news narratives and their corresponding summaries generated by each LLM. They then assessed the summaries across the above four plus one key dimensions. To streamline evaluation, we used a multiple-choice format where evaluators rated their level of satisfaction for each dimension. These satisfaction levels were then mapped to corresponding numerical scores. For each annotator, there were 12 surveys (We provide a sample survey<sup>4</sup>) split up by subtask and LLM used.

The total amount of data points we have is 24,000 coming from 5 pairs of narratives each with 4 prompt levels. For each prompt level, we have 5 multiple choice criteria questions across 4 subtasks, tested on 3 LLMs with each getting evaluated by 20 annotators. Thus, we have 5 (pairs of narratives)

$\times 4$  (prompt level)  $\times 5$  (criteria)  $\times 4$  (subtasks)  $\times 3$  (LLM models)  $\times 20$  (annotators) = 24,000. Each annotator assessed 1200 ( $5 \times 4 \times 5 \times 4 \times 3$ ) data points. Criteria details can be found in A.2.

## 5 Results

### 5.1 Experimental Results

**Prompt level 4 performs best on all three LLMs on average:** Figure 1 illustrates the average results for the three LLMs across various subtasks and evaluation criteria at different prompt levels. As observed in the figure, prompt level 4 consistently yielded the highest average scores based on human evaluation, with an average rating of 4.0 on GPT-3.5. Similar results were observed on the other two LLMs. In Figure 1, it shows that prompt level 4 can help LLMs generate results that are preferred by humans, with a score of 3.73 for PaLM2 and 3.83 for Llama2.

While increasing prompt complexity often improves LLM performance, our findings reveal some unexpected results. For GPT-3.5, prompt level 3 (score: 3.92) achieved the second-highest performance, but prompt level 1 (score: 3.88) outperformed prompt level 2 (score: 3.81). Similarly, PaLM2 exhibited its second-best performance with prompt level 1 (score: 3.69). Meanwhile, GPT-3.5 also achieved the best performance at prompt level 4 (score: 4.0) among the three LLMs.

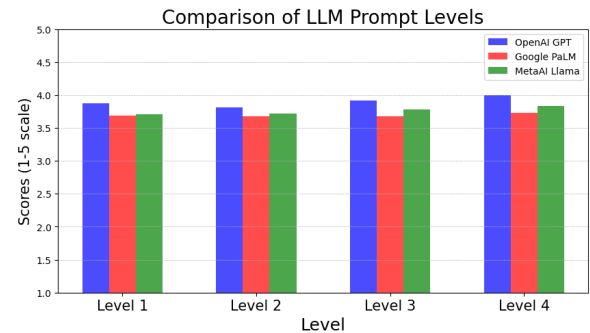


Figure 1: Comparison of different prompt levels

**LLMs exhibit varying performance across different subtasks:** Figure 2 indicates a disparity in GPT-3.5’s capabilities, excelling at identifying unique elements between narratives (score: 4.05) but struggling with conflict detection (score: 3.73). Llama2 demonstrates the strongest capability in identifying conflicts between narratives (score: 4.16), while struggling with the overlapping information subtask according to Figure 2 (score: 3.44). This difficulty with overlap also appears to

<sup>3</sup><https://app.prolific.com/>

<sup>4</sup><https://forms.gle/RaRuYEm24SbdoGyw6>

be the most challenging aspect for PaLM2 (score: 3.44) based on Figure 2. Notably, Llama2 outperforms both GPT-3.5 and PaLM2 on the conflict identification task.

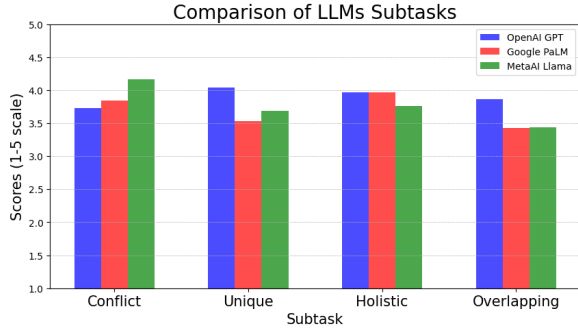


Figure 2: Comparison of subtasks across all levels and criteria

**Human expectations for LLMs vary based on specific criteria:** Figure 3 illustrates the average performance of GPT-3.5 on each evaluation criterion, including one subtask-specific "special dimension." While GPT-3.5 achieves a respectable average score of 3.7 across the four core dimensions, its performance on the special dimension falls short, with an average score of only 3.34. Figure 3 reveals that PaLM2's performance while achieving an average score within the expected range based on human evaluation criteria, falls short in the area of the specialty. Meanwhile, Llama2 exhibits an interesting performance pattern on its evaluation criteria. While its score on the "relevance" criterion is significantly higher (3.84), the average score across the other three core dimensions was lower (3.45), according to Figure 3.

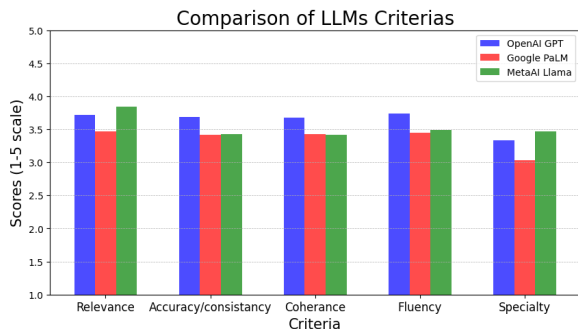


Figure 3: Comparison of criteria across all levels and subtasks

**Statistical Significance Test:** Here we examine whether there is a statistically significant difference in results from the following perspectives: 1) models, 2) prompt levels, 3) evaluation criteria, and 4) subtasks. We first report ANOVA (St

	Criteria	Level	Subtasks	Model
p-value	4.20E-14	3.70E-05	4.5E-36	1.4E-14

Table 2: ANOVA induced statistically significant differences from 1) criteria, 2) prompt level, 3) subtasks, and 4) each Model Perspective

et al., 1989; Tavabi et al., 2024) to give a comparing result among multiple models, then we provide specific pair-wise comparison from above perspectives using Tukey's HSD test (Zhang et al., 2023; Abdi and Williams, 2010). Use the most widely used confidence value of 0.05 as the threshold, a p-value larger than 0.05 means the compared distributions are statistically the same, otherwise are statistically different (Feng and Karmaker, 2023). Table 2 demonstrates a statistically significant difference identified by the ANOVA analysis. It is evident that LLM generation varies across the subsets, such as different levels, leading to distinct outputs (p-value < 0.05), indicating a meaningful statistical difference. More detailed comparisons are provided in Appendix A.

**GPT-3.5 outperformed the other two LLMs in terms of average performance across the tasks:** Figure 4 summarizes these results. As observed in the figure, GPT-3.5 achieved the highest average score (3.9), followed by Llama2 and PaLM2, which both received scores of 3.76 and 3.69 respectively.

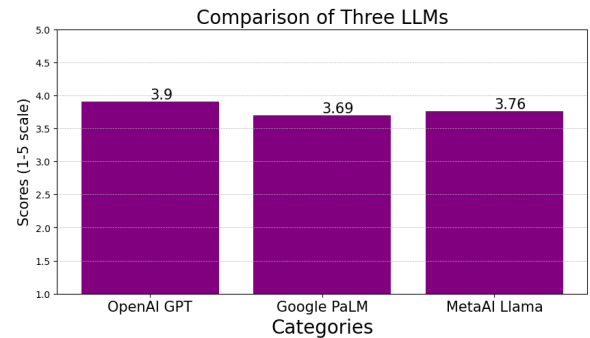


Figure 4: Comprehensive comparison of LLMs

## 6 Discussion and Conclusion

In this paper, we explore the use of LLMs to address CNA tasks and present a case study on political narrative analysis. Our findings reveal that prompt level 4 consistently led to the best performance across three LLMs, contrasting with prior studies relying on automated metrics (Salvador et al., 2024). Task-specific analysis showed GPT-3.5 excelled in identifying unique el-



ements, PaLM2 performed best on holistic tasks, and Llama2 was strongest in conflict identification. However, PaLM2 and Llama2 struggled with overlapping information tasks. While all models achieved average scores on general evaluation criteria, human evaluators expressed dissatisfaction with task-specific performance, with GPT-3.5 generally leading, followed by Llama2 and PaLM2. In summary, this work paves the way for further research exploring LLMs' capabilities in CNA.

## 7 Limitations

Our study acknowledges three key limitations:

**Dataset Size:** The current dataset comprises only five narrative pairs limiting the generalizability of our findings. However, the total number of data points gathered was calculated as follows: 4 subtasks  $\times$  3 LLMs  $\times$  5 narratives  $\times$  4 prompt levels  $\times$  5 criteria  $\times$  20 annotators = 24,000 annotations. Thus, utilizing a larger and more diverse dataset in future work would allow for a more robust evaluation.

**Limited LLM Testing:** The evaluation was conducted on three LLMs. While this initial exploration demonstrates the efficacy of the TELeR taxonomy, including a broader range of LLMs in future studies would provide a more comprehensive understanding of its generalizability.

**Evaluation Limitations:** We created surveys because it is the best option behind a "Gold Standard" to compare the generated summaries against. "Gold Standards" are the ideal output for a given summary which takes resources we don't have available to us. Because of this, our research is relatively limited but future works will look to create a "Gold Standard" for each subtask to create automatic evaluation metrics.

Despite these limitations, our work offers valuable contributions:

**TELeR Taxonomy Validation:** This study successfully demonstrates the TELeR taxonomy's utility in establishing a fair and consistent evaluation framework for comparing LLM performance in complex NLP tasks like CNA.

**Human Evaluation Emphasis:** Our research underscores the importance of human evaluation, particularly for tasks requiring nuanced understanding like CNA. The extensive human evaluation (24,000 annotations) using diverse prompts and criteria strengthens the foundation for future research.

## References

- Hervé Abdi and Lynne J Williams. 2010. Tukey's honestly significant difference (hsd) test. *Encyclopedia of research design*, 3(1):1–5.
- Josh Achiam, Steven Adler, Sandhini Agarwal, Lama Ahmad, Ilge Akkaya, Florencia Leoni Aleman, Diogo Almeida, Janko Altschmidt, Sam Altman, Shyamal Anadkat, et al. 2023. Gpt-4 technical report. *arXiv preprint arXiv:2303.08774*.
- Rohan Anil, Andrew M. Dai, Orhan Firat, Melvin Johnson, Dmitry Lepikhin, Alexandre Passos, Siamak Shakeri, Emanuel Taropa, Paige Bailey, Zhifeng Chen, Eric Chu, Jonathan H. Clark, Laurent El Shafey, Yanping Huang, Kathy Meier-Hellstern, Gaurav Mishra, Erica Moreira, Mark Omernick, Kevin Robinson, Sebastian Ruder, Yi Tay, Kefan Xiao, Yuanzhong Xu, Yujing Zhang, Gustavo Hernandez Abrego, Junwhan Ahn, Jacob Austin, Paul Barham, Jan Botha, James Bradbury, Siddhartha Brahma, Kevin Brooks, Michele Catasta, Yong Cheng, Colin Cherry, Christopher A. Choquette-Choo, Aakanksha Chowdhery, Clément Crepy, Shachi Dave, Mostafa Dehghani, Sunipa Dev, Jacob Devlin, Mark Díaz, Nan Du, Ethan Dyer, Vlad Feinberg, Fangxiaoyu Feng, Vlad Fienber, Markus Freitag, Xavier Garcia, Sebastian Gehrmann, Lucas Gonzalez, Guy Gur-Ari, Steven Hand, Hadi Hashemi, Le Hou, Joshua Howland, Andrea Hu, Jeffrey Hui, Jeremy Hurwitz, Michael Isard, Abe Ittycheriah, Matthew Jagielski, Wenhao Jia, Kathleen Kenealy, Maxim Krikun, Sneha Kudugunta, Chang Lan, Katherine Lee, Benjamin Lee, Eric Li, Music Li, Wei Li, YaGuang Li, Jian Li, Hyeontaek Lim, Hanzhao Lin, Zhongtao Liu, Frederick Liu, Marcello Maggioni, Aroma Mahendru, Joshua Maynez, Vedant Misra, Maysam Moussalem, Zachary Nado, John Nham, Eric Ni, Andrew Nystrom, Alicia Parrish, Marie Pellat, Martin Polacek, Alex Polozov, Reiner Pope, Siyuan Qiao, Emily Reif, Bryan Richter, Parker Riley, Alex Castro Ros, Aurko Roy, Brennan Saeta, Rajkumar Samuel, Renee Shelby, Ambrose Slone, Daniel Smilkov, David R. So, Daniel Sohn, Simon Tokumine, Dasha Valter, Vijay Vasudevan, Kiran Vodrahalli, Xuezhi Wang, Pidong Wang, Zirui Wang, Tao Wang, John Wieting, Yuhuai Wu, Kelvin Xu, Yunhan Xu, Linting Xue, Pengcheng Yin, Jiahui Yu, Qiao Zhang, Steven Zheng, Ce Zheng, Weikang Zhou, Denny Zhou, Slav Petrov, and Yonghui Wu. 2023. *Palm 2 technical report*.
- Naman Bansal, Mousumi Akter, and Shubhra Kanti Karmaker. 2022. Semantic overlap summarization among multiple alternative narratives: An exploratory study. In *Proceedings of the 29th International Conference on Computational Linguistics*, pages 6195–6207.
- Aakanksha Chowdhery, Sharan Narang, Jacob Devlin, Maarten Bosma, Gaurav Mishra, Adam Roberts, Paul Barham, Hyung Won Chung, Charles Sutton, Sebastian Gehrmann, et al. 2022. *Palm: Scaling*

- language modeling with pathways. *arXiv preprint arXiv:2204.02311*.
- Mats Dahllöf. 2012. Automatic prediction of gender, political affiliation, and age in swedish politicians from the wording of their speeches—a comparative study of classifiability. *Literary and linguistic computing*, 27(2):139–153.
- Hoa Trang Dang. 2005. Overview of duc 2005. In *Proceedings of the document understanding conference*, volume 2005, pages 1–12. Citeseer.
- Alexander R Fabbri, Wojciech Kryściński, Bryan McCann, Caiming Xiong, Richard Socher, and Dragomir Radev. 2021. Summeval: Re-evaluating summarization evaluation. *Transactions of the Association for Computational Linguistics*, 9:391–409.
- Dongji Feng and Shubhra Kanti Karmaker. 2023. Joint upper & expected value normalization for evaluation of retrieval systems: A case study with learning-to-rank methods. *Information Processing & Management*, 60(4):103404.
- José Antonio García-Díaz, Ricardo Colomo-Palacios, and Rafael Valencia-García. 2022. Psychographic traits identification based on political ideology: An author analysis study on spanish politicians’ tweets posted in 2020. *Future Generation Computer Systems*, 130:59–74.
- Shubhra Kanti Karmaker Santu, Chase Geigle, Duncan Ferguson, William Cope, Mary Kalantzis, Duane Sears Smith, and Chengxiang Zhai. 2018. Sofsat: Towards a setlike operator based framework for semantic analysis of text. *ACM SIGKDD Explorations Newsletter*, 20(2):21–30.
- Takeshi Kojima, Shixiang Shane Gu, Machel Reid, Yutaka Matsuo, and Yusuke Iwasawa. 2022. Large language models are zero-shot reasoners. *arXiv preprint arXiv:2205.11916*.
- Pengfei Liu, Weizhe Yuan, Jinlan Fu, Zhengbao Jiang, Hiroaki Hayashi, and Graham Neubig. 2023. Pre-train, prompt, and predict: A systematic survey of prompting methods in natural language processing. *ACM Computing Surveys*, 55(9):1–35.
- Aman Madaan and Amir Yazdanbakhsh. 2022. Text and patterns: For effective chain of thought, it takes two to tango. *arXiv preprint arXiv:2209.07686*.
- Viviana Mercado, Andrea Villagra, and Marcelo Errecalde. 2020. Political alignment identification: a study with documents of argentinian journalists. *Journal of Computer Science and Technology*, 20(1):e05–e05.
- Ofir Press, Muru Zhang, Sewon Min, Ludwig Schmidt, Noah A Smith, and Mike Lewis. 2022. Measuring and narrowing the compositionality gap in language models. *arXiv preprint arXiv:2210.03350*.
- Dragomir R. Radev. 2000. *A common theory of information fusion from multiple text sources step one: Cross-document structure*. University of Michigan.
- John Salvador, Naman Bansal, Mousumi Akter, Souvika Sarkar, Anupam Das, and Shubhra Kanti Karmaker. 2024. Benchmarking llms on the semantic overlap summarization task. *arXiv preprint arXiv:2402.17008*.
- Shubhra Kanti Karmaker Santu and Dongji Feng. 2023. *Teler: A general taxonomy of llm prompts for benchmarking complex tasks*.
- Lars St, Svante Wold, et al. 1989. Analysis of variance (anova). *Chemometrics and intelligent laboratory systems*, 6(4):259–272.
- Nazgol Tavabi, Mallika Singh, James Pruneski, and Ata M Kiapour. 2024. Systematic evaluation of common natural language processing techniques to codify clinical notes. *Plos one*, 19(3):e0298892.
- Hugo Touvron, Thibaut Lavril, Gautier Izacard, Xavier Martinet, Marie-Anne Lachaux, Timothée Lacroix, Baptiste Rozière, Naman Goyal, Eric Hambro, Faisal Azhar, et al. 2023. Llama: Open and efficient foundation language models. *arXiv preprint arXiv:2302.13971*.
- Jason Wei, Xuezhi Wang, Dale Schuurmans, Maarten Bosma, Ed Chi, Quoc Le, and Denny Zhou. 2022. Chain of thought prompting elicits reasoning in large language models. *arXiv preprint arXiv:2201.11903*.
- Shunyu Yao, Jeffrey Zhao, Dian Yu, Nan Du, Izhak Shafran, Karthik Narasimhan, and Yuan Cao. 2022. React: Synergizing reasoning and acting in language models. *arXiv preprint arXiv:2210.03629*.
- Weizhe Yuan, Graham Neubig, and Pengfei Liu. 2021. Bartscore: Evaluating generated text as text generation. *Advances in Neural Information Processing Systems*, 34:27263–27277.
- Guanhua Zhang, Matteo Bortoletto, Zhiming Hu, Lei Shi, Mihai Băce, and Andreas Bulling. 2023. Exploring natural language processing methods for interactive behaviour modelling. In *IFIP Conference on Human-Computer Interaction*, pages 3–26. Springer.
- Tianyi Zhang, Varsha Kishore, Felix Wu, Kilian Q Weinberger, and Yoav Artzi. 2019. Bertscore: Evaluating text generation with bert. *arXiv preprint arXiv:1904.09675*.
- Denny Zhou, Nathanael Schärli, Le Hou, Jason Wei, Nathan Scales, Xuezhi Wang, Dale Schuurmans, Olivier Bousquet, Quoc Le, and Ed Chi. 2022. Least-to-most prompting enables complex reasoning in large language models. *arXiv preprint arXiv:2205.10625*.

## 8 Ethics Statement

In this paper, we have discussed behavior of LLMs while prompting with the TELeR taxonomy. Through this, we hope to assist new research directions. To the fulfillment of this goal, we have worked with real-world datasets. We did not obtain any explicit approval as our intended contents were already published for educational/research purposes. We have not tried to identify any private information from the data in any way which can result in a privacy violation. Additionally, the data we used (publicly released) does not contain personal information (e.g., usernames of users). In the whole experiment, we only used open source packages and libraries, along with proper citations as required also in accordance with its acceptable use policy, and no additional permission was required.

## A Appendix

### A.1 Venn Diagram of subtasks

Below is the Venn Diagram of four subtasks:

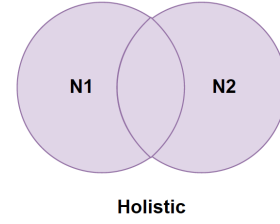


Figure 5: Holistic aspect of two narratives

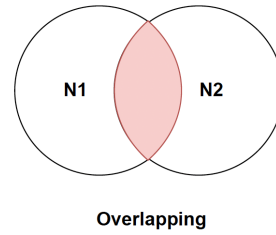


Figure 6: Overlapping aspect of two narratives

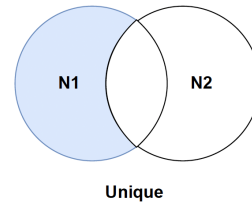


Figure 7: One of unique aspect of two narratives

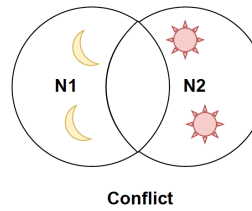


Figure 8: Conflict aspect of two narratives

## A.2 General Criteria and Customized Criteria Definition

### A.2.1 Human Evaluation Perspectives

**Coherence** - the collective quality of all sentences. We align this dimension with the DUC quality question (Dang, 2005) of structure and coherence whereby "the summary should be well-structured and well-organized. The summary should not just be a heap of related information, but should build from sentence to sentence to a coherent body of information about a topic.

**Consistency** - the factual alignment between the summary and the summarized source. A factually consistent summary contains only statements that are entailed by the source document. Annotators were also asked to penalize summaries that contained hallucinated facts.

**Fluency** - the quality of individual sentences. Drawing again from the DUC quality guidelines, sentences in the summary "should have no formatting problems, capitalization errors or obviously ungrammatical sentences (e.g., fragments, missing components) that make the text difficult to read."

**Relevance** - selection of important content from the source. The summary should include only important information from the source

In addition to the above four dimensions, we also customized one additional criterion for each specific subtask: Conflict is assessed for bias, Unique is evaluated for distinctiveness, Holistic is judged for comprehensiveness, and Overlapping is rated for convergence. Details of each customized criteria can be found below:

**Bias:** The summary should not have a predisposition of a particular perspective. The summary should not include selected facts or language choices that favor one side or diminish the other.

**Distinctiveness:** Does the summary highlight the distinct arguments in each narrative that are not found in the opposing one.

**Comprehensiveness:** Does the summary cover all the essential points and not leave out crucial information. Does the summary include both the main points of both as well as individual points.

**Convergence:** Does the summary highlight the parts of both narratives that agree.

### A.2.2 Human Evaluation Satisfaction Mapping

Table 3 shows our mapping function from human satisfaction levels to numerical scores.

Satisfaction Level	Assigned Score
SA (Strongly Agree)	5
A (Agree)	4
N (Neutral)	3
D (Disagree)	2
SD (Strongly Disagree)	1

Table 3: Mapping Satisfaction Levels to Scores for Human Evaluation

## A.3 Pairwise Statistical Significant Difference

We present the results of statistical significance testing from four perspectives: 1) Models, 2) Subtasks, 3) Prompt levels, and 4) Criteria. Table 4 shows the comparisons between LLM models. All comparisons yield p-values less than 0.05 (rounded to 0 for very small values), indicating statistically significant differences.

Group 1	Group 2	P-Value
Palm2	LLama	0.0281
Palm2	gpt3.5	0
LLama	gpt3.5	0

Table 4: Model level Comparison

Table 5 presents the comparison across different prompt levels. An interesting observation from this table is that levels 1, 2, and 3 perform similarly, as indicated by p-values greater than 0.05, suggesting no statistically significant differences among them. In contrast, levels 3 and 4 exhibit significantly different performance.

Group 1	Group 2	P-Value
level 1	level 2	0.86
level 1	level 3	0.84
level 1	level 4	0.0019
level 2	level 3	0.3792
level 2	level 4	0.001
level 3	level 4	0.0281

Table 5: Prompt Level Comparison

In table 6, we observe a significant difference between pairs of subtasks, except for the <conflict, holistic> pair.

In the final pair-wise comparison, we demonstrate that different evaluation criteria yield varying results, except for the pairs <accuracy, relevance> and <coherence, relevance>, which show no significant difference, as shown in table 7.



Group 1	Group 2	P-Value
conflict	holistic	0.934
conflict	overlapping	0
conflict	unique	0
holistic	overlapping	0
holistic	unique	0
overlapping	unique	0

Table 6: Subtasks Level Comparison

Group 1	Group 2	P-Value
accuracy	coherence	0.0058
accuracy	fluency	0.0047
accuracy	relevance	0.051
coherence	fluency	0
coherence	relevance	0.95
fluency	relevance	0

Table 7: Criteria Level Comparison

#### A.4 Survey Example

This is a portion of one of our 12 surveys that we used for our human evaluation on our Comparative narrative analysis. The reason we did 12 surveys and split it up by subtasks and LLMs is because we have so much information to go through and a lot of reading for the evaluator. Because of this we split it up into smaller sections with each survey so we could then go in later and put all the data together which is where we got our results from.

#### NLP AI Assessment Conflict

B I U ↺ ↻

Performance ratings on 5 aspects

This question seeks your input on five aspects of a conflict summary between two political narratives on **five scales - Strongly agree, Agree, Neutral, Disagree, and Strongly disagree**. These scales have been abbreviated as SA, A, N, D, and SD respectively in order to render the form in a compact form. The aspects are:

1. **Relevance:** The summary should be related to the topic at hand. For example, if the narratives are discussing bikes and their features, the summary does not veer into a discussion about cars.

Please record your rating about the following statement: LLM1 stayed relevant to the topic at hand in the summary.

2. **Accuracy/Consistency:** The summary should get the facts of the narratives right and not assume things that aren't accurate. For example, if a character in a story might have a secret, the summary states that there might be a secret and not state it as a fact.

Please record your rating about the following statement: LLM1 was accurate and consistent in the summary

3. **Coherence:** The summary should be laid out in a way that is easy to follow and read. The summary should follow a consistent logical structure. For example, a cookie recipe should be starting with ingredients, then mixing, then baking, etc. It should not start with mixing then ingredients. Mixing up the order would be confusing.

Please record your rating about the following statement: LLM1 had an easy to follow structure in the summary.

4. **Fluency:** The summary should be easy to read and understand. For example, instead of saying, "Cake I like" a fluent response should be "I like cake".

Please record your rating about the following statement: LLM1 was fluent in the summary.

5. **Conflict: Bias:** The summary should not have a predisposition of a particular perspective. The summary should not include selected facts or language choices that favor one side or diminish the other. For example, when comparing two movies, a biased response would only point out the good things in the first movie and only the negatives in the second movie.

Please record your rating about the following statement: LLM1 was not bias in the summary.

##### Conflict Level 1, News-23

Performance ratings on 5 aspects of the summary.

Narratives: [Link to Narratives](#)

Prompt: [Link to Prompts](#)

Response: [Link to LLM Responses](#)

Question \*

	SA	A	N	D	SD
Relevance	<input type="radio"/>	<input type="radio"/>	<input type="radio"/>	<input type="radio"/>	<input type="radio"/>
Accuracy/Cons...	<input type="radio"/>	<input type="radio"/>	<input type="radio"/>	<input type="radio"/>	<input type="radio"/>
Coherence	<input type="radio"/>	<input type="radio"/>	<input type="radio"/>	<input type="radio"/>	<input type="radio"/>
Fluency	<input type="radio"/>	<input type="radio"/>	<input type="radio"/>	<input type="radio"/>	<input type="radio"/>
Specialized.Bias	<input type="radio"/>	<input type="radio"/>	<input type="radio"/>	<input type="radio"/>	<input type="radio"/>

Figure 9: An example survey for a conflict summarization

#### A.5 TELeR Taxonomy

Due to the significant variations in LLM performance when using different prompt types, styles, and levels of detail, [Santu and Feng \(2023\)](#) proposes a general taxonomy for designing prompts with specific properties. This taxonomy aims to facilitate the effective execution of a wide range of complex tasks, see figure 10.

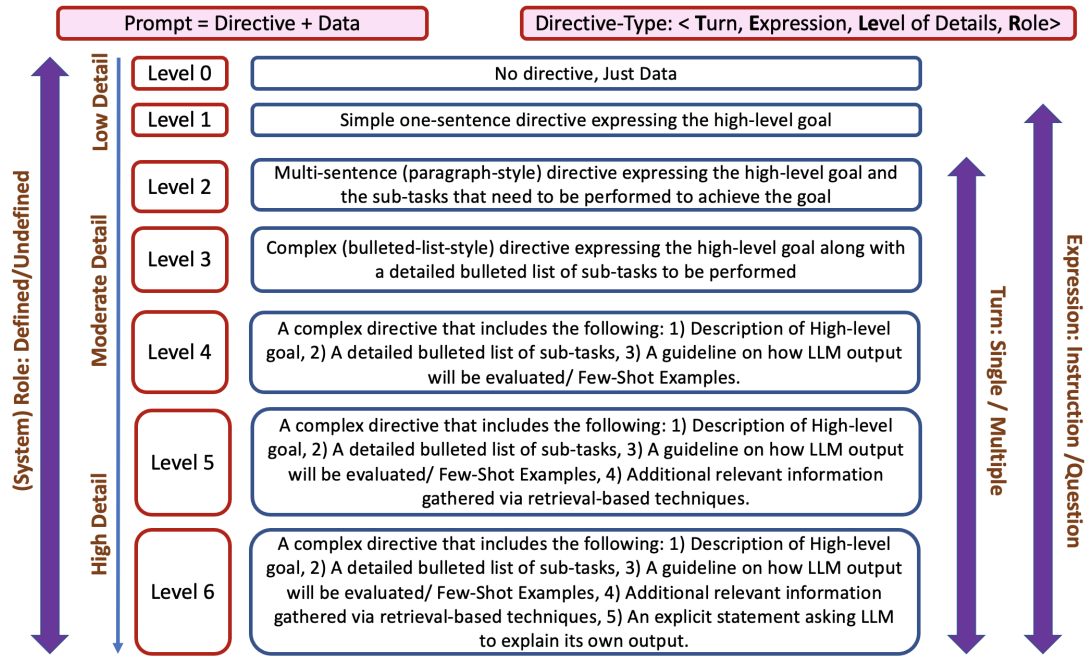


Figure 10: **TELeR** Taxonomy proposed by [Santu and Feng \(2023\)](#): (<Turn, Expression, Level of Details, Role>)

## A.6 Prompt Example

We provide detailed prompts designed according to the TELeR taxonomy for our subtasks Conflict, Holistic, Overlapping, and Unique across four levels in the table below.

<b>Conflict</b>	
Level 1	Create a conflict summary between these two news stories where you highlight how the two news stories conflict with each other.
Level 2	Create a conflict summary between these two news stories where you highlight how the two news stories conflict with each other. The summary should include the opposing perspectives on the same issue and include the motivations for these different arguments. The summary should also stay concise and coherent throughout.
Level 3	<p>Create a conflict summary between these two news stories where you highlight how the two news stories conflict with each other. The summary should include the following:</p> <ul style="list-style-type: none"> <li>• An analysis of each side's perspectives and how they differ from each other</li> <li>• An analysis of the motivations of the specific opinion of each side</li> <li>• Specific differences of each side on the same issue</li> <li>• Provide reasoning of where you got the information and why it is being included</li> </ul>
Level 4	<p>Create a conflict summary between these two news stories where you highlight how the two news stories conflict with each other. The summary should include the following:</p> <ul style="list-style-type: none"> <li>• An analysis of each side's perspectives and how they differ from each other</li> <li>• An analysis of the motivations of the specific opinion of each side</li> <li>• Specific differences of each side on the same issue</li> <li>• Provide reasoning of where you got the information and why it is being included</li> </ul> <p>In addition to the above, you will be evaluated on the following:</p> <ul style="list-style-type: none"> <li>• Relevance: The summary should be related to the topic at hand.</li> <li>• Accuracy/Consistency: The summary should get the facts of the narratives right and not assume things that aren't accurate.</li> <li>• Coherence: The summary should be laid out in a way that is easy to follow and read. The summary should follow a consistent logical structure.</li> <li>• Fluency: The summary should be easy to read and understand.</li> <li>• Bias: The summary should not have a predisposition of a particular perspective. The summary should not include selected facts or language choices that favor one side or diminish the other.</li> </ul>
<b>Holistic</b>	
Level 1	Create a Holistic summary between these two news stories where you highlight the overall topic and message of the two news stories.
Level 2	Create a Holistic summary between these two news stories where you highlight the overall topic and message of the two news stories. The summary should include an overview of the topic that is being discussed in both narratives. There should be information pulled from both stories individually as well as parts where both stories overlap.

Level 3	<p>Create a Holistic summary between these two news stories where you highlight the overall topic and message of the two news stories. The summary should include the following:</p> <ul style="list-style-type: none"> <li>• An overview of the topic being discussed</li> <li>• Information from both narratives individually</li> <li>• Information that aligned with the other on the same issue</li> <li>• Provide reasoning of where you got the information and why it is being included</li> </ul>
Level 4	<p>Create a Holistic summary between these two news stories where you highlight the overall topic and message of the two news stories. The summary should include the following:</p> <ul style="list-style-type: none"> <li>• An overview of the topic being discussed</li> <li>• Information from both narratives individually</li> <li>• Information that aligned with the other on the same issue</li> <li>• Provide reasoning of where you got the information and why it is being included</li> </ul> <p>In addition to the above, you will be evaluated on the following:</p> <ul style="list-style-type: none"> <li>• Relevance: The summary should be related to the topic at hand.</li> <li>• Accuracy/Consistency: The summary should get the facts of the narratives right and not assume things that aren't accurate.</li> <li>• Coherence: The summary should be laid out in a way that is easy to follow and read. The summary should follow a consistent logical structure.</li> <li>• Fluency: The summary should be easy to read and understand.</li> <li>• Comprehensive: Does the summary cover all the essential points and not leave out crucial information. Does the summary include both the main points of both as well as individual points.</li> </ul>
<b>Overlapping</b>	
Level 1	Create an Overlapping summary between these two news stories where you highlight what the two news stories have in common.
Level 2	Create an Overlapping summary between these two news stories where you highlight what the two news stories have in common. The summary should include the aspects of each narrative that are the same as the other. It should only include shared information and opinions and none that are specific to an individual narrative.



Level 3	<p>Create an Overlapping summary between these two news stories where you highlight what the two news stories have in common. Your summary should include the following:</p> <ul style="list-style-type: none"> <li>• An analysis of shared information and opinions that are the same in both narratives</li> <li>• Should not include information that is in one narrative but not the other</li> <li>• Provide reasoning of where you got the information and why it is being included</li> </ul>
Level 4	<p>Create an Overlapping summary between these two news stories where you highlight what the two news stories have in common. Your summary should include the following:</p> <ul style="list-style-type: none"> <li>• An analysis of shared information and opinions that are the same in both narratives</li> <li>• Should not include information that is in one narrative but not the other</li> <li>• Provide reasoning of where you got the information and why it is being included</li> </ul> <p>In addition to the above, you will be evaluated on the following:</p> <ul style="list-style-type: none"> <li>• Relevance: The summary should be related to the topic at hand.</li> <li>• Accuracy/Consistency: The summary should get the facts of the narratives right and not assume things that aren't accurate.</li> <li>• Coherence: The summary should be laid out in a way that is easy to follow and read. The summary should follow a consistent logical structure.</li> <li>• Fluency: The summary should be easy to read and understand.</li> <li>• Convergent: Does the summary highlight the parts of both narratives that agree.</li> </ul>
<b>Unique</b>	
Level 1	Create a Unique summary between these two news stories where you highlight where the two news stories have information or opinions that are not in the other.
Level 2	Create a Unique summary between these two news stories where you highlight where the two news stories have information or opinions that are not in the other. The summary should include only the information that is unique to each narrative and should have no information or opinions that are in both.
Level 3	<p>Create a Unique summary between these two news stories where you highlight where the two news stories have information or opinions that are not in the other. The summary should include the following:</p> <ul style="list-style-type: none"> <li>• An analysis of the information and opinions that are in one narrative but not the other</li> <li>• Should not include information that is in both narratives, only information that is unique</li> <li>• Provide reasoning of where you got the information and why it is being included</li> </ul>

Level 4	<p>Create a Unique summary between these two news stories where you highlight where the two news stories have information or opinions that are not in the other. The summary should include the following:</p> <ul style="list-style-type: none"> <li>• An analysis of the information and opinions that are in one narrative but not the other</li> <li>• Should not include information that is in both narratives, only information that is unique</li> <li>• Provide reasoning of where you got the information and why it is being included</li> </ul> <p>In addition to the above, you will be evaluated on the following:</p> <ul style="list-style-type: none"> <li>• Relevance: The summary should be related to the topic at hand.</li> <li>• Accuracy/Consistency: The summary should get the facts of the narratives right and not assume things that aren't accurate.</li> <li>• Coherence: The summary should be laid out in a way that is easy to follow and read. The summary should follow a consistent logical structure.</li> <li>• Fluency: The summary should be easy to read and understand.</li> <li>• Distinct: Does the summary highlight the distinct arguments in each narrative that are not found in the opposing one.</li> </ul>
---------	--