

CatCMA with Margin: Stochastic Optimization for Continuous, Integer, and Categorical Variables

Ryoki Hamano
hamano_ryoki_xa@cyberagent.co.jp
CyberAgent
Shibuya, Tokyo, Japan

Masahiro Nomura
nomura_masahiro@cyberagent.co.jp
CyberAgent
Shibuya, Tokyo, Japan

Shota Saito
saito-shota-bt@ynu.jp
Yokohama National University
SKILLUP NeXt Ltd.
Yokohama, Kanagawa, Japan

Kento Uchida
uchida-kento-fz@ynu.ac.jp
Yokohama National University
Yokohama, Kanagawa, Japan

Shinichi Shirakawa
shirakawa-shinichi-bg@ynu.ac.jp
Yokohama National University
Yokohama, Kanagawa, Japan

Abstract

This study focuses on mixed-variable black-box optimization (MV-BBO), addressing continuous, integer, and categorical variables. Many real-world MV-BBO problems involve dependencies among these different types of variables, requiring efficient methods to optimize them simultaneously. Recently, stochastic optimization methods leveraging the mechanism of the covariance matrix adaptation evolution strategy have shown promising results in mixed-integer or mixed-category optimization. However, such methods cannot handle the three types of variables simultaneously. In this study, we propose CatCMA with Margin (CatCMAwM), a stochastic optimization method for MV-BBO that jointly optimizes continuous, integer, and categorical variables. CatCMAwM is developed by incorporating a novel integer handling into CatCMA, a mixed-category black-box optimization method employing a joint distribution of multivariate Gaussian and categorical distributions. The proposed integer handling is carefully designed by reviewing existing integer handlings and following the design principles of CatCMA. Even when applied to mixed-integer problems, it stabilizes the marginal probability and improves the convergence performance of continuous variables. Numerical experiments show that CatCMAwM effectively handles the three types of variables, outperforming state-of-the-art Bayesian optimization methods and baselines that simply incorporate existing integer handlings into CatCMA.

CCS Concepts

• **Mathematics of computing** → **Mixed discrete-continuous optimization.**

Keywords

covariance matrix adaptation evolution strategy, integer handling

ACM Reference Format:

Ryoki Hamano, Masahiro Nomura, Shota Saito, Kento Uchida, and Shinichi Shirakawa. 2025. CatCMA with Margin: Stochastic Optimization for Continuous, Integer, and Categorical Variables. In *Genetic and Evolutionary Computation Conference (GECCO '25)*, July 14–18, 2025, Malaga, Spain. ACM, New York, NY, USA, 11 pages. <https://doi.org/10.1145/3712256.3726471>

1 Introduction

Mixed-variable black-box optimization (MV-BBO) involves the simultaneous optimization of different types of variables, such as continuous, integer, and categorical variables, in black-box settings. MV-BBO problems often appear in various real-world applications, such as hyperparameter optimization in machine learning [14, 16], hardware design [22, 26], and development of new materials [18, 29]. In these problems, there are often dependencies among different types of variables, requiring efficient methods to optimize them simultaneously. However, most black-box optimization methods have been developed for variables of the same type, making it difficult to efficiently combine them for MV-BBO problems.

Previously, natural solutions to MV-BBO problems have been limited to approaches such as those based on genetic algorithms [5], ant colony optimization [20], and Bayesian optimization [3, 4, 15, 21, 27]. Recently, mixed-integer black-box optimization (MI-BBO) methods have been successfully developed by incorporating integer handling into existing continuous black-box optimization methods [6, 7, 9, 17, 23, 28]. Additionally, the mixed-category black-box optimization (MC-BBO) method, referred to as CatCMA [8], has been proposed by utilizing the joint distribution of multivariate Gaussian and categorical distributions as a search distribution. Most of these approaches achieve the effective optimization for continuous variables by leveraging the mechanism of the covariance matrix adaptation evolution strategy (CMA-ES) [10, 11, 13]. However, such approaches utilizing the CMA-ES mechanism cannot naturally handle the three types of variables simultaneously.

In this study, we propose CatCMA with Margin (CatCMAwM), a stochastic optimization method for MV-BBO that jointly optimizes continuous, integer, and categorical variables. CatCMAwM is developed by incorporating a novel integer handling, a modification of the margin correction in CMA-ES with Margin [6], into the multivariate Gaussian distribution of CatCMA. While the integration of integer handling into CatCMA is straightforward, the

Permission to make digital or hard copies of all or part of this work for personal or classroom use is granted without fee provided that copies are not made or distributed for profit or commercial advantage and that copies bear this notice and the full citation on the first page. Copyrights for components of this work owned by others than the author(s) must be honored. Abstracting with credit is permitted. To copy otherwise, or republish, to post on servers or to redistribute to lists, requires prior specific permission and/or a fee. Request permissions from permissions@acm.org.
GECCO '25, July 14–18, 2025, Malaga, Spain

© 2025 Copyright held by the owner/author(s). Publication rights licensed to ACM.
ACM ISBN 979-8-4007-1465-8/2025/07
<https://doi.org/10.1145/3712256.3726471>

challenge lies in establishing a configuration that allows for the efficient optimization of various MV-BBO problems. To achieve this goal, we first review existing integer handlings and discuss the requirements for their integration into CatCMA. Then, we propose a novel integer handling carefully designed following the design principles of CatCMA. Whereas existing integer handlings impose only a lower bound on the marginal probability of integer variables, the proposed method imposes both a lower bound and, when necessary, an upper bound. This upper bound allows us to analytically derive promising settings in CatCMAwM and also enhances the convergence performance of continuous variables. We evaluate the effectiveness of the proposed integer handling on mixed integer benchmark functions. Finally, we compare the performance of CatCMAwM on MV-BBO benchmark functions with state-of-the-art Bayesian optimization methods and baselines that simply incorporate existing integer handlings into CatCMA.

2 Preliminaries

2.1 Mixed-Variable Black-Box Optimization

We consider the mixed-variable function f which has N_{co} continuous variables, N_{in} integer variables, and N_{ca} categorical variables. The search space of f is given by $\mathcal{X} \times \mathcal{Z} \times \mathcal{C}$, where $\mathcal{X} = \mathbb{R}^{N_{\text{co}}}$, $\mathcal{Z} = \mathcal{Z}_1 \times \dots \times \mathcal{Z}_{N_{\text{in}}}$, and $\mathcal{C} = \mathcal{C}_1 \times \dots \times \mathcal{C}_{N_{\text{ca}}}$. The n -th integer domain \mathcal{Z}_n and the n -th categorical domain \mathcal{C}_n are defined as

$$\mathcal{Z}_n = \{z_{n,1}, \dots, z_{n,L_n}\}, \quad (1)$$

$$\mathcal{C}_n = \left\{ c_n \in \{0, 1\}^{K_n} \mid \sum_{k=1}^{K_n} c_{n,k} = 1 \right\}, \quad (2)$$

where L_n is the number of elements in the n -th integer variable and K_n is the number of categories in the n -th categorical variable. We note that $z_{n,l}$ is the l -th smallest integer in \mathcal{Z}_n , and c_n is a K_n -dimensional one-hot vector. In this study, the integer domain \mathcal{Z}_n can include discrete non-integer values, as in $\mathcal{Z}_n = \{0.01, 0.1, 1\}$.

2.2 CMA-ES with Margin

The CMA-ES with Margin (CMA-ESwM) [6] is one of the promising methods for mixed-integer black-box optimization based on the CMA-ES. The CMA-ESwM employs a multivariate Gaussian distribution $\mathcal{N}(\mathbf{m}^{(t)}, (\sigma^{(t)})^2 \mathbf{A}^{(t)} \mathbf{C}^{(t)} \mathbf{A}^{(t)})$, where $\mathbf{m}^{(t)} \in \mathbb{R}^{N_{\text{mi}}+N_{\text{co}}+N_{\text{in}}}$ is the mean vector, $\sigma^{(t)} \in \mathbb{R}_{>0}$ is the step-size, $\mathbf{A}^{(t)} \in \mathbb{R}^{N_{\text{mi}} \times N_{\text{mi}}}$ is a diagonal matrix, and $\mathbf{C}^{(t)} \in \mathbb{R}^{N_{\text{mi}} \times N_{\text{mi}}}$ is the covariance matrix. The CMA-ESwM repeats the update of the distribution parameters based on the update rules of the CMA-ES and the margin correction, which is an integer handling for the multivariate Gaussian distribution.

2.2.1 Update Rules Based on the CMA-ES The CMA-ESwM generates λ candidate solutions $(\mathbf{x}_1, \mathbf{z}_1), \dots, (\mathbf{x}_\lambda, \mathbf{z}_\lambda)$ at each iteration according to the multivariate Gaussian distribution. First, we transform samples $\xi_1, \dots, \xi_\lambda$ generated from the N_{mi} -dimensional standard normal distribution $\mathcal{N}(\mathbf{0}, \mathbf{I}_{N_{\text{mi}}})$.

$$\mathbf{y}_i = \sqrt{C^{(t)}} \xi_i \quad (3)$$

$$\mathbf{v}_i = \mathbf{m}^{(t)} + \sigma^{(t)} \mathbf{A}^{(t)} \mathbf{y}_i \quad (4)$$

The candidate solutions are obtained by discretizing some dimensions of $\mathbf{v}_1, \dots, \mathbf{v}_\lambda$. In index set $\{1, \dots, N_{\text{mi}}\}$, let j_n^{co} be the index of the n -th continuous variable and let j_n^{in} be the index of the n -th integer variable. Then, we note that $\{j_1^{\text{co}}, \dots, j_{N_{\text{co}}}^{\text{co}}\} \cup \{j_1^{\text{in}}, \dots, j_{N_{\text{in}}}^{\text{in}}\} = \{1, \dots, N_{\text{mi}}\}$. The discretization is performed by the encoding function ENC defined as follows:

$$[\text{ENC}(\mathbf{v})]_{j_n^{\text{co}}} = [\mathbf{v}]_{j_n^{\text{co}}} \quad \text{for } n \in \{1, \dots, N_{\text{co}}\},$$

$$[\text{ENC}(\mathbf{v})]_{j_n^{\text{in}}} = \begin{cases} z_{n,1} & \text{if } [\mathbf{v}]_{j_n^{\text{in}}} \leq \ell_{n,1}/2 \\ z_{n,l} & \text{if } \ell_{n,l-1}/2 < [\mathbf{v}]_{j_n^{\text{in}}} \leq \ell_{n,l}/2 \\ z_{n,L_n} & \text{if } \ell_{n,L_n-1}/2 < [\mathbf{v}]_{j_n^{\text{in}}} \end{cases} \quad \text{for } n \in \{1, \dots, N_{\text{in}}\}$$

We denote the n -th element of a vector \mathbf{v} as $[\mathbf{v}]_n$ and define the threshold between the two consecutive integers $z_{n,l}$ and $z_{n,l+1}$ as $\ell_{n,l|l+1} = (z_{n,l} + z_{n,l+1})/2$. Then, each element of the candidate solutions is obtained as follows:

$$[\mathbf{x}_i]_n = [\text{ENC}(\mathbf{v}_i)]_{j_n^{\text{co}}} \quad \text{for } n \in \{1, \dots, N_{\text{co}}\} \quad (5)$$

$$[\mathbf{z}_i]_n = [\text{ENC}(\mathbf{v}_i)]_{j_n^{\text{in}}} \quad \text{for } n \in \{1, \dots, N_{\text{in}}\} \quad (6)$$

The candidate solutions $(\mathbf{x}_1, \mathbf{z}_1), \dots, (\mathbf{x}_\lambda, \mathbf{z}_\lambda)$ are evaluated by the objective function f and ranked according to their evaluations.

The mean vector is updated as

$$\mathbf{m}^{(t+1)} = \mathbf{m}^{(t)} + c_m \sigma^{(t)} \mathbf{A}^{(t)} \sum_{i=1}^{\mu} w_i \mathbf{y}_{i:\lambda}, \quad (7)$$

where c_m is the learning rate, $i:\lambda$ denotes the index of the i -th best sample, and the weight w_i satisfies $w_1 \geq \dots \geq w_\mu > 0$ and $\sum_{i=1}^{\mu} w_i = 1$.

The evolution paths are updated as

$$\mathbf{p}_\sigma^{(t+1)} = (1 - c_\sigma) \mathbf{p}_\sigma^{(t)} + \sqrt{c_\sigma(2 - c_\sigma)} \mu_w (C^{(t)})^{-\frac{1}{2}} \sum_{i=1}^{\mu} w_i \mathbf{y}_{i:\lambda}, \quad (8)$$

$$\mathbf{p}_c^{(t+1)} = (1 - c_c) \mathbf{p}_c^{(t)} + h_\sigma \sqrt{c_c(2 - c_c)} \mu_w \sum_{i=1}^{\mu} w_i \mathbf{y}_{i:\lambda}, \quad (9)$$

where c_σ and c_c are cumulative rates and μ_w denotes $(\sum_{i=1}^{\mu} w_i^2)^{-1}$. The Heaviside function h_σ takes 1 if it holds

$$\frac{\|\mathbf{p}_\sigma^{(t+1)}\|^2}{\sqrt{1 - (1 - c_\sigma)^{2(t+1)}}} < \left(1.4 + \frac{2}{N_{\text{mi}} + 1}\right) \mathbb{E}[\|\mathcal{N}(\mathbf{0}, \mathbf{I}_{N_{\text{mi}}})\|], \quad (10)$$

and h_σ takes 0 otherwise. We note that the expected norm $\mathbb{E}[\|\mathcal{N}(\mathbf{0}, \mathbf{I}_{N_{\text{mi}}})\|]$ is approximated by $\sqrt{N_{\text{mi}}} \left(1 - \frac{1}{4N_{\text{mi}}} + \frac{1}{21N_{\text{mi}}^2}\right)$.

The covariance matrix is updated as

$$\begin{aligned} C^{(t+1)} = & \left(1 - c_1 - c_\mu \sum_{i=1}^{\lambda} w_i + (1 - h_\sigma) c_1 c_c (2 - c_c)\right) C^{(t)} \\ & + c_1 \mathbf{p}_c^{(t+1)} (\mathbf{p}_c^{(t+1)})^\top + c_\mu \sum_{i=1}^{\lambda} w_i^\circ \mathbf{y}_{i:\lambda} \mathbf{y}_{i:\lambda}^\top, \end{aligned} \quad (11)$$

where c_1 and c_μ are learning rates and w_i° is given as follows:

$$w_i^\circ = \begin{cases} w_i & \text{if } w_i \geq 0 \\ w_i \cdot \frac{N_{\text{mi}}}{\|C^{(t)}\|^{-\frac{1}{2}} \mathbf{y}_{i:\lambda}} & \text{otherwise} \end{cases} \quad (12)$$

The step-size is updated with cumulative step-size adaptation as

$$\sigma^{(t+1)} = \sigma^{(t)} \exp \left(\frac{c_\sigma}{d_\sigma} \left(\frac{\|\mathbf{p}_\sigma^{(t+1)}\|}{\mathbb{E}[\|\mathcal{N}(\mathbf{0}, \mathbf{I}_{N_{\text{mi}}})\|]} - 1 \right) \right), \quad (13)$$

where d_σ is the damping factor.

2.2.2 Margin Correction In a certain integer dimension, when the standard deviation of the multivariate Gaussian distribution becomes small compared to the interval of integers, the generated integer variable is fixed to a single value. To address this problem, the CMA-ESwM introduces a lower bound on the marginal probabilities associated with the generation of integer variables in the multivariate Gaussian distribution, called margin correction. For each $n \in \{1, \dots, N_{\text{in}}\}$, the margin correction updates $[\mathbf{m}^{(t+1)}]_{j_n^{\text{in}}}$ and $\langle \mathbf{A}^{(t)} \rangle_{j_n^{\text{in}}}$, where $\langle \cdot \rangle_n$ denotes the n -th diagonal element of a matrix.

Case of $[\text{ENC}(\mathbf{m}^{(t+1)})]_{j_n^{\text{in}}} \in \{z_{n,1}, z_{n,L_n}\}$. Let $\ell_{\text{neigh},n}^{(t+1)}$ be the nearest threshold to j_n^{in} -th element of the mean vector. First, the marginal probability $p_{\text{mut},n}^{(t+1)}$ is calculated as follows:

$$p_{\text{mut},n}^{(t+1)} = \min \left\{ \Pr \left([\mathbf{v}]_{j_n^{\text{in}}} \leq \ell_{\text{neigh},n}^{(t+1)} \right), \Pr \left(\ell_{\text{neigh},n}^{(t+1)} < [\mathbf{v}]_{j_n^{\text{in}}} \right) \right\} \quad (14)$$

Next, we restrict $p_{\text{mut},n}^{(t+1)}$ as

$$p_{\text{mut},n}^{(t+1)} \leftarrow \max \left\{ \alpha, p_{\text{mut},n}^{(t+1)} \right\}, \quad (15)$$

where α is the margin value that controls the strength of the correction. Finally, we modify the mean vector so that the marginal probability becomes restricted $p_{\text{mut},n}^{(t+1)}$ as

$$[\mathbf{m}^{(t+1)}]_{j_n^{\text{in}}} \leftarrow \ell_{\text{neigh},n}^{(t+1)} + \text{sign} \left([\mathbf{m}^{(t+1)}]_{j_n^{\text{in}}} - \ell_{\text{neigh},n}^{(t+1)} \right) \cdot \sigma^{(t+1)} \langle \mathbf{A}^{(t)} \rangle_{j_n^{\text{in}}} \sqrt{\langle \mathbf{C}^{(t+1)} \rangle_{j_n^{\text{in}}} \chi_{\text{ppf}}^2(1 - 2p_{\text{mut},n}^{(t+1)})}, \quad (16)$$

where $\chi_{\text{ppf}}^2(\gamma)$ is γ -quantile of χ^2 -distribution with 1 degree of freedom. We note that if $p_{\text{mut},n}^{(t+1)}$ does not change before and after the modification in (15), $[\mathbf{m}^{(t+1)}]_{j_n^{\text{in}}}$ also does not change. Additionally, no changes are made to $\langle \mathbf{A}^{(t)} \rangle_{j_n^{\text{in}}}$, namely,

$$\langle \mathbf{A}^{(t+1)} \rangle_{j_n^{\text{in}}} \leftarrow \langle \mathbf{A}^{(t)} \rangle_{j_n^{\text{in}}}. \quad (17)$$

Case of $[\text{ENC}(\mathbf{m}^{(t+1)})]_{j_n^{\text{in}}} \in \{z_{n,2}, \dots, z_{n,L_n-1}\}$. Let us denote the nearest two thresholds to $[\mathbf{m}^{(t+1)}]_{j_n^{\text{in}}}$ as follows:

$$\begin{aligned} \ell_{\text{low},n}^{(t+1)} &= \max \left\{ \ell_{n,l|l+1} \mid l \in \{1, \dots, L_n - 1\}, \ell_{n,l|l+1} < [\mathbf{m}^{(t+1)}]_{j_n^{\text{in}}} \right\} \\ \ell_{\text{up},n}^{(t+1)} &= \min \left\{ \ell_{n,l|l+1} \mid l \in \{1, \dots, L_n - 1\}, [\mathbf{m}^{(t+1)}]_{j_n^{\text{in}}} \leq \ell_{n,l|l+1} \right\} \end{aligned}$$

First, the marginal probabilities are calculated as

$$\begin{aligned} p_{\text{low},n}^{(t+1)} &= \Pr \left([\mathbf{v}]_{j_n^{\text{in}}} \leq \ell_{\text{low},n}^{(t+1)} \right), \quad p_{\text{up},n}^{(t+1)} = \Pr \left(\ell_{\text{up},n}^{(t+1)} < [\mathbf{v}]_{j_n^{\text{in}}} \right), \\ p_{\text{mid},n}^{(t+1)} &= 1 - p_{\text{low},n}^{(t+1)} - p_{\text{up},n}^{(t+1)}. \end{aligned}$$

Next, the marginal probabilities are modified so that $p_{\text{low},n}^{(t+1)} \geq \alpha/2$, $p_{\text{up},n}^{(t+1)} \geq \alpha/2$, and $p_{\text{low},n}^{(t+1)} + p_{\text{up},n}^{(t+1)} + p_{\text{mid},n}^{(t+1)} = 1$ as follows:

$$p_{\text{low},n}^{(t+1)} \leftarrow \max \left\{ \frac{\alpha}{2}, p_{\text{low},n}^{(t+1)} \right\}, \quad p_{\text{up},n}^{(t+1)} \leftarrow \max \left\{ \frac{\alpha}{2}, p_{\text{up},n}^{(t+1)} \right\} \quad (18)$$

$$\Delta_n^{(t+1)} \leftarrow \frac{1 - p_{\text{low},n}^{(t+1)} - p_{\text{up},n}^{(t+1)} - p_{\text{mid},n}^{(t+1)}}{p_{\text{low},n}^{(t+1)} + p_{\text{up},n}^{(t+1)} + p_{\text{mid},n}^{(t+1)} - 3 \cdot \alpha/2} \quad (19)$$

$$p_{\text{low},n}^{(t+1)} \leftarrow p_{\text{low},n}^{(t+1)} + \Delta_n^{(t+1)} (p_{\text{low},n}^{(t+1)} - \alpha/2) \quad (20)$$

$$p_{\text{up},n}^{(t+1)} \leftarrow p_{\text{up},n}^{(t+1)} + \Delta_n^{(t+1)} (p_{\text{up},n}^{(t+1)} - \alpha/2) \quad (21)$$

Finally, $[\mathbf{m}^{(t+1)}]_{j_n^{\text{in}}}$ and $\langle \mathbf{A}^{(t+1)} \rangle_{j_n^{\text{in}}}$ are corrected as follows:

$$\begin{aligned} [\mathbf{m}^{(t+1)}]_{j_n^{\text{in}}} &\leftarrow \frac{\ell_{\text{low},n}^{(t+1)} \sqrt{\chi_{\text{ppf}}^2(1 - 2p_{\text{up},n}^{(t+1)})} + \ell_{\text{up},n}^{(t+1)} \sqrt{\chi_{\text{ppf}}^2(1 - 2p_{\text{low},n}^{(t+1)})}}{\sqrt{\chi_{\text{ppf}}^2(1 - 2p_{\text{up},n}^{(t+1)})} + \sqrt{\chi_{\text{ppf}}^2(1 - 2p_{\text{low},n}^{(t+1)})}} \\ \langle \mathbf{A}^{(t+1)} \rangle_{j_n^{\text{in}}} &\leftarrow \frac{\ell_{\text{up},n}^{(t+1)} - \ell_{\text{low},n}^{(t+1)}}{\sigma^{(t+1)} \sqrt{\langle \mathbf{C}^{(t+1)} \rangle_{j_n^{\text{in}}} \left(\sqrt{\chi_{\text{ppf}}^2(1 - 2p_{\text{up},n}^{(t+1)})} + \sqrt{\chi_{\text{ppf}}^2(1 - 2p_{\text{low},n}^{(t+1)})} \right)}} \end{aligned}$$

2.3 CatCMA

CatCMA [8] is a promising method for mixed-category black-box optimization. CatCMA employs the joint probability distribution of multivariate Gaussian and categorical distributions. To improve the search performance, the update rules of the CMA-ES and the Adaptive Stochastic Natural Gradient method [2] have been introduced into CatCMA. The update rule for the multivariate Gaussian distribution in the joint probability distribution is essentially equivalent to that of the CMA-ES. Therefore, this section mainly focuses on the update rule for the categorical distribution.

The family of categorical distributions on \mathcal{C} is given as

$$p(\mathbf{c} \mid \mathbf{q}) = \prod_{n=1}^{N_{\text{ca}}} \prod_{k=1}^{K_n} q_{n,k}^{c_{n,k}}. \quad (22)$$

The distribution parameter \mathbf{q} is defined as $\mathbf{q} = (\mathbf{q}_1^\top, \dots, \mathbf{q}_{N_{\text{ca}}}^\top)^\top$ with

$$\mathbf{q}_n \in [0, 1]^{K_n} \text{ s.t. } \sum_{k=1}^{K_n} q_{n,k} = 1, \quad (23)$$

where $q_{n,k}$ denotes the probability of generating the k -th category in n -th dimension.

The natural gradient $G(\mathbf{q}^{(t)})$ is estimated by the Monte Carlo method with the samples and the evaluation of mixed-category solutions as

$$G(\mathbf{q}^{(t)}) = \sum_{i=1}^{\lambda} w_i (\mathbf{c}_{i:\lambda} - \mathbf{q}^{(t)}). \quad (24)$$

The distribution parameter is updated as

$$\mathbf{q}^{(t+1)} = \mathbf{q}^{(t)} + \delta^{(t)} \frac{G(\mathbf{q}^{(t)})}{\|G(\mathbf{q}^{(t)})\|_{F(\mathbf{q}^{(t)})}}, \quad (25)$$

where $\delta^{(t)}$ is the trust region radius that is adapted in the following process, and $\|\cdot\|_{F(\mathbf{q}^{(t)})}$ denotes the Fisher norm relative to $\mathbf{q}^{(t)}$. We introduce the accumulation of the estimated natural gradient as

$$\mathbf{s}^{(t+1)} = (1 - \beta)\mathbf{s}^{(t)} + \sqrt{\beta(2 - \beta)} \left(F(\mathbf{q}^{(t)}) \right)^{\frac{1}{2}} G(\mathbf{q}^{(t)}) , \quad (26)$$

$$\gamma^{(t+1)} = (1 - \beta)^2 \gamma^{(t)} + \beta(2 - \beta) \|G(\mathbf{q}^{(t)})\|_{F(\mathbf{q}^{(t)})}^2 , \quad (27)$$

where β is set to $\delta^{(t)} / (\sum_{n=1}^{N_{ca}} (K_n - 1))$. The $\delta^{(t)}$ is adapted as

$$\delta^{(t+1)} = \delta^{(t)} \exp \left(\beta \left(\frac{\|\mathbf{s}^{(t+1)}\|^2}{\alpha_{\text{snr}}} - \gamma^{(t+1)} \right) \right) , \quad (28)$$

where α_{snr} is a constant.

To prevent numerical errors due to the excessive convergence of the multivariate Gaussian distribution, $\sigma^{(t+1)}$ is modified as

$$\sigma^{(t+1)} \leftarrow \max \left\{ \sigma^{(t+1)} , \sqrt{\frac{\Lambda_{\min}}{\min\{\text{eig}(C^{(t+1)})\}}} \right\} , \quad (29)$$

where $\text{eig}(C^{(t+1)})$ is the set of the eigenvalues of $C^{(t+1)}$, and Λ_{\min} is the lower bound of the eigenvalues of the multivariate Gaussian distribution.

When some elements of \mathbf{q} become too small, the corresponding categories are hardly generated. To prevent this, \mathbf{q} is modified by the margin correction as follows:

$$\mathbf{q}_{n,k}^{(t+1)} \leftarrow \max \left\{ \mathbf{q}_{n,k}^{(t+1)} , \mathbf{q}_n^{\min} \right\} \quad (30)$$

$$\mathbf{q}_{n,k}^{(t+1)} \leftarrow \mathbf{q}_{n,k}^{(t+1)} + \frac{1 - \sum_{k'=1}^{K_n} \mathbf{q}_{n,k'}^{(t+1)}}{\sum_{k'=1}^{K_n} (\mathbf{q}_{n,k'}^{(t+1)} - \mathbf{q}_n^{\min})} (\mathbf{q}_{n,k}^{(t+1)} - \mathbf{q}_n^{\min}) \quad (31)$$

This margin correction guarantees $\mathbf{q}_{n,k}^{(t+1)} \geq \mathbf{q}_n^{\min}$ and $\sum_{k=1}^{K_n} \mathbf{q}_{n,k}^{(t+1)} = 1$.

3 Review of Existing Integer Handlings

The goal of our study is to develop an MV-BBO method that handles continuous, integer, and categorical variables by introducing an integer handling into the MC-BBO method, CatCMA. However, it is not clear whether existing integer handlings for MI-BBO are effective for simultaneous optimization of these three types of variables. This section reviews existing integer handlings to propose a new integer handling suitable for CatCMA in the next section.

3.1 Existing Integer Handlings for CMA-ES

This subsection summarizes existing integer handlings for the CMA-ES. Based on this summary, we discuss the requirements for introducing integer handling to CatCMA.

CMA-ES with Integer Mutation. Hansen [9] proposed *integer mutation* as an integer handling for the CMA-ES. Integer mutation randomly mutates the elements of an integer variable to one of its nearby integers if it is determined that the elements of a certain dimension of the integer variable are fixed. Hansen reported that it is not suitable for binary variables or k -ary integers in $k < 10$.

CMA-ES with Margin. As introduced in Section 2.2, the CMA-ESwM is a variant of the CMA-ES that introduces the margin correction. The margin correction is originally a common technique in estimation-of-distribution algorithms to prevent generated binary

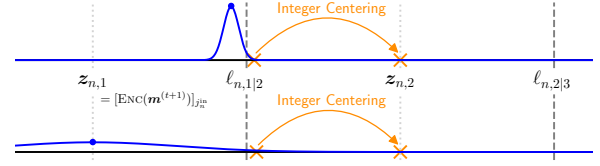


Figure 1: Integer centering.

variables from being fixed at 0 or 1 by correcting their generation probabilities to a certain range. The CMA-ESwM, which was inspired by this and introduced a lower bound for the marginal probability, can also perform efficient optimization for objective functions that include binary variables.

LB+IC-CMA-ES. Marty et al. [23] proposed two simple modifications of the CMA-ES to handle MI-BBO: the lower bound for the standard deviation of integer coordinates and *integer centering*. This lower bound is intended to prevent the *mutation rate*, the proportion of candidate solutions which is on a different integer plateau than the mean vector, from becoming too small in the similar way to margin correction. In order for the multivariate Gaussian distribution to move to the different integer plateau, it is necessary to generate superior samples outside of the plateau with the mean vector. Marty et al. call such a generation of samples *successful integer mutation*. They also pointed out that a successful integer mutation often has little effect on the update of the multivariate Gaussian distribution if its value is close to a discretization threshold. To address this issue, integer centering sets successfully mutated values to the center of the integer interval, as shown in Figure 1. While the appropriate setting of the lower bound for the standard deviation of integer coordinates has been thoroughly analyzed, it is important to note that this does not bound the mutation rate of integers to a specific value.

Requirements for Integrating into CatCMA. As with these integer handling methods, CatCMA also introduces the margin correction shown in (30) and (31) to prevent the fixation of categorical variables. The promising margin value \mathbf{q}_n^{\min} is analytically derived considering the trade-off between the risk of fixation and the impact of non-optimal categories on the sample ranking. In order not to violate this design principle, we propose to incorporate the margin correction in the CMA-ESwM into CatCMA. This is because the margin correction can bound the mutation rate of integers by a certain value, and it allows an explicit evaluation of the impact of mutated integers on the sample ranking.

3.2 Assessment of Assumptions for Derivation of Promising Margin

In the previous subsection, we proposed to integrate the margin correction into CatCMA. Similar to derivation of the promising margin \mathbf{q}_n^{\min} in CatCMA, we aim to analytically derive the promising margin α , whose recommended value has been determined experimentally in [6]. However, we will experimentally demonstrate that the assumptions required for the analytical derivation of the promising margin α are not satisfied by the CMA-ESwM.

In [8, Proposition 4.1], which derives the promising margin \mathbf{q}_n^{\min} , it is assumed that the categorical distribution has converged to the optimal state. This assumption is imposed to evaluate the number

of samples that contain non-optimal categories due to the margin, which is satisfied as long as such samples are not used in the update. On the other hand, it is not reasonable to assume that the part of the multivariate Gaussian distribution responsible for generating integer variables has converged to the optimal state, which will be experimentally demonstrated in the following.

Experimental Settings. We used ELLIPSOIDINT defined as follows:

$$f(\mathbf{x}, \mathbf{z}) = \sum_{n=1}^{N_{\text{co}}} 10^6 \frac{n-1}{N_{\text{co}}+N_{\text{in}}-1} \mathbf{x}_n^2 + \sum_{n=1}^{N_{\text{in}}} 10^6 \frac{N_{\text{co}}+n-1}{N_{\text{co}}+N_{\text{in}}-1} \mathbf{z}_n^2 \quad (32)$$

The number of dimensions for continuous and integer variables were set to 3. The integer space was set as $\mathcal{Z}_1 = \mathcal{Z}_2 = \mathcal{Z}_3 = \{-10, -9, \dots, 9, 10\}$. The initial parameters of the multivariate Gaussian distribution were given as $\mathbf{m}^{(0)} = (3, \dots, 3)$, $\mathbf{C}^{(0)} = \mathbf{I}_{N_{\text{mi}}}$, and $\sigma^{(0)} = 3$. The margin α was set to the recommended value of $1/(\lambda N_{\text{mi}})$ in the CMA-ESwM, and to a larger value of $1 - 0.73^{1/N_{\text{mi}}}$, which is the setting derived in the next section. The weights w were used in two ways: one including negative weights, as used in the LB+IC-CMA-ES and the CMA-ESwM, and the other with non-negative weights used in CatCMA. CatCMA assumes that the impact of the samples in the lower half of the ranking is ignored. Thus, we also experiment with non-negative weights to discuss the impact of the samples in the lower half of the ranking. In the LB+IC-CMA-ES, we introduced box constraint [12] to handle edge integers, as in [23]. The other hyperparameters of the LB+IC-CMA-ES and the CMA-ESwM were set to their recommended values.

Results. The first six columns of Figure 2 show the results of a typical trial for each setting in ELLIPSOIDINT. The value of $p_{\text{mut},n}^{(t)}$ or $p_{\text{low},n}^{(t)} + p_{\text{up},n}^{(t)}$ as the mutation rate is plotted in the bottom row. When the part of the multivariate Gaussian distribution responsible for generating integer variables has converged to the optimal state, these mutation rates are expected to remain equal to the margin value α shown by the dashed line in Figure 2. However, we observe that the values of these mutation rates fluctuate even when the integer variables are sufficiently optimized. This is because when optimizing continuous variables, the step-size increases or decreases, which also affects the integer coordinates of the multivariate Gaussian distribution. Therefore, deriving the promising margin α based on the assumption discussed above can lead to underestimating the probability of generating candidate solutions that include non-optimal integer variables.

We also discuss that this fluctuation is not only inconvenient for deriving the promising margin, but also undesirable from the perspective of efficient optimization. The method of adapting mutation rate, such as 1/5-success rule [25], is designed to increase the mutation rate if the mutation is successful and decrease it if it is not. On the other hand, the CMA-ESwM increases the mutation rate of integers even if the mutation of integer variables is not successful at the end of the optimization process. As a result, the probability of generating non-optimal integers increases unintentionally, which has a negative impact on the optimization of continuous variables.

4 Proposed Integer Handling

In this section, we propose the new integer handling suitable for integrating into CatCMA based on the previous section.

4.1 Modified Margin Correction

We propose a mechanism to suppress unnecessary fluctuations of the mutation rate. The proposed mechanism imposes the upper bound of the mutation rate depending on whether a successful integer mutation occurs. This upper bound is motivated by the analytical derivation of a promising margin and the perspective of adapting the mutation rate for efficient optimization.

Based on [23], we consider that a successful integer mutation occurs in the dimension $n \in \{1, \dots, N_{\text{in}}\}$ when the following condition is satisfied:

$$\exists i \in \{1:\lambda, \dots, \mu:\lambda\} \text{ s.t. } [\text{ENC}(\mathbf{x}_i)]_{j_n^{\text{in}}} \neq [\text{ENC}(\mathbf{m}^{(t)})]_{j_n^{\text{in}}} \quad (33)$$

To uniformly refer to the mutation rate in the previous iteration as $p_{\text{mut},n}^{(t)}$, we insert the following update after (21):

$$p_{\text{mut},n}^{(t+1)} \leftarrow p_{\text{low},n}^{(t+1)} + p_{\text{up},n}^{(t+1)} \quad (34)$$

For dimensions where a successful integer mutation occurs, the margin correction in Section 2.2.2 is performed, and for other dimensions, the following modified margin correction is performed.

Case of $[\text{ENC}(\mathbf{m}^{(t+1)})]_{j_n^{\text{in}}} \in \{z_{n,1}, z_{n,L_n}\}$. The update of (15) is modified to the following:

$$p_{\text{mut},n}^{(t+1)} \leftarrow \max \left\{ \alpha, \min \left\{ p_{\text{mut},n}^{(t+1)}, p_{\text{mut},n}^{(t)} \right\} \right\} \quad (35)$$

Case of $[\text{ENC}(\mathbf{m}^{(t+1)})]_{j_n^{\text{in}}} \in \{z_{n,2}, \dots, z_{n,L_n-1}\}$. The updates of (18) to (19) are modified to the following:

$$p_{\text{low},n}^{(t+1)} \leftarrow \max \left\{ \frac{\alpha}{2}, p_{\text{low},n}^{(t+1)} \right\}, \quad p_{\text{up},n}^{(t+1)} \leftarrow \max \left\{ \frac{\alpha}{2}, p_{\text{up},n}^{(t+1)} \right\} \quad (36)$$

$$p_{\text{mid},n}^{(t+1)} \leftarrow \max \left\{ 1 - p_{\text{mut},n}^{(t)}, p_{\text{mid},n}^{(t+1)} \right\} \quad (37)$$

$$\Delta_n^{(t+1)} \leftarrow \frac{1 - p_{\text{low},n}^{(t+1)} - p_{\text{up},n}^{(t+1)} - p_{\text{mid},n}^{(t+1)}}{p_{\text{low},n}^{(t+1)} + p_{\text{up},n}^{(t+1)} + p_{\text{mid},n}^{(t+1)} - \alpha - (1 - p_{\text{mut},n}^{(t)})} \quad (38)$$

The above modification ensures $p_{\text{low},n}^{(t+1)} \geq \alpha/2$, $p_{\text{up},n}^{(t+1)} \geq \alpha/2$, $p_{\text{low},n}^{(t+1)} + p_{\text{up},n}^{(t+1)} \leq p_{\text{mut},n}^{(t)}$, and $p_{\text{low},n}^{(t+1)} + p_{\text{up},n}^{(t+1)} + p_{\text{mid},n}^{(t+1)} = 1$.

4.2 Introduction of Integer Centering

To further facilitate the escape of the multivariate Gaussian distribution from a plateau, we introduce integer centering proposed in [23]. Integer centering can be implemented independently of the margin correction, since it corrects $\mathbf{v}_{1:\lambda}, \dots, \mathbf{v}_{\mu:\lambda}$ and $\mathbf{y}_{1:\lambda}, \dots, \mathbf{y}_{\mu:\lambda}$ after evaluation by the objective function. However, naively introducing integer centering into the CMA-ESwM can lead to unstable optimization in some cases. As shown in the top of Figure 1, when the mean vector stays in the region where edge integers are generated, the corresponding standard deviation can remain very small. This is because only the mean vector is corrected in the case of edge integers. In such cases, since the movement of the samples by integer centering becomes very large compared to the standard deviation of the multivariate Gaussian distribution, the evolution path $\mathbf{p}_\sigma^{(t)}$ rapidly becomes long. To address this problem, we introduce the following correction to $\langle \mathbf{A}^{(t+1)} \rangle_{j_n^{\text{in}}}$ so that the standard deviation of the multivariate Gaussian distribution does not become

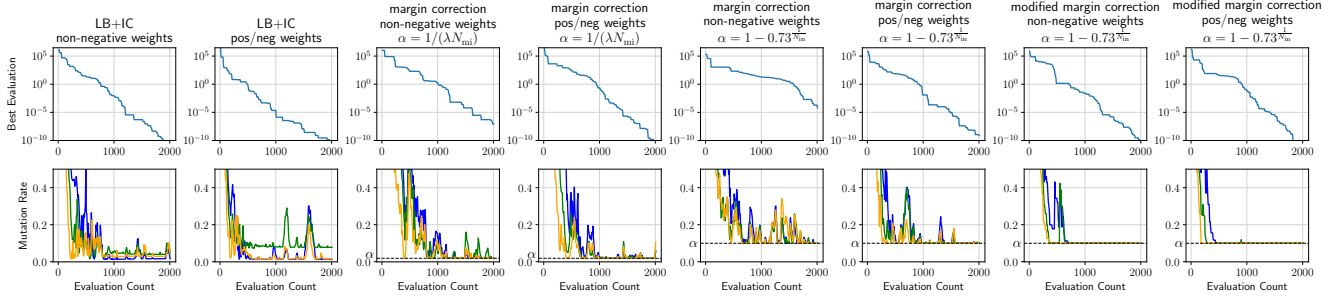


Figure 2: The best evaluation value and the mutation rate for each dimension in a typical run on ELLIPSOIDINT.

too small even in the case of edge integers.

$$\langle A^{(t+1)} \rangle_{j_n^{\text{in}}} \leftarrow \max \left\{ \frac{|\text{ENC}(\mathbf{m}^{(t+1)})_{j_n^{\text{in}}} - \ell_{\text{neigh},n}^{(t+1)}|}{\sigma^{(t+1)} \sqrt{\langle C^{(t+1)} \rangle_{j_n^{\text{in}}} \chi_{\text{ppf}}^2 (1-2\alpha)}}, \langle A^{(t)} \rangle_{j_n^{\text{in}}} \right\} \quad (39)$$

After this correction, $[\mathbf{m}^{(t+1)}]_{j_n^{\text{in}}}$ is corrected using $p_{\text{mut},n}^{(t+1)}$ previously calculated in (35) as follows:

$$[\mathbf{m}^{(t+1)}]_{j_n^{\text{in}}} \leftarrow \ell_{\text{neigh},n}^{(t+1)} + \text{sign}([\mathbf{m}^{(t+1)}]_{j_n^{\text{in}}} - \ell_{\text{neigh},n}^{(t+1)}) \cdot \sigma^{(t+1)} \langle A^{(t+1)} \rangle_{j_n^{\text{in}}} \sqrt{\langle C^{(t+1)} \rangle_{j_n^{\text{in}}} \chi_{\text{ppf}}^2 (1-2p_{\text{mut},n}^{(t+1)})} \quad (40)$$

When $\langle A^{(t+1)} \rangle_{j_n^{\text{in}}}$ is corrected to the lower bound in (39) and $p_{\text{mut},n}^{(t+1)}$ is α , $[\mathbf{m}^{(t+1)}]_{j_n^{\text{in}}}$ is corrected to match $z_{n,1}$ or z_{n,L_n} , as shown in the bottom of Figure 1. A summary of the modified margin correction is provided in the supplementary material to facilitate following the revised and added update rules.

4.3 Derivation of Promising Margin Settings

Before the derivation of promising margin settings, we confirm that the modified margin correction can suppress unnecessary fluctuations of the mutation rate. The last two columns of Figure 2 show the results of a typical trial introducing the modified margin correction and the integer centering. Since no upper bound is imposed on the mutation rate in the case of a successful integer mutation, the impact on integer variable optimization is minimal. Moreover, when the optimization of integer variables has been sufficiently performed, a successful integer mutation does not occur, and the upper bound prevents the mutation rate from fluctuating. Therefore, we can reasonably assume the convergence of the mutation rate for deriving promising margin settings.

Then, similar to [8, Proposition 4.1], we can derive the margin α that sufficiently reduces the impact of non-optimal integers caused by the margin on the solution ranking.

PROPOSITION 1. Let $\mathbf{z}^{\text{opt}} \in \mathcal{Z}$ be an optimal integer variable. Assume that the parameters of the multivariate Gaussian distribution satisfy the following:

$$[\text{ENC}(\mathbf{m}^{(t)})]_{j_n^{\text{in}}} = z_n^{\text{opt}} \text{ for all } n \in \{1, \dots, N_{\text{in}}\} \quad (41)$$

$$p_{\text{mut},n}^{(t)} = \alpha \text{ for all } n \in \{1, \dots, N_{\text{in}}\} \quad (42)$$

Let λ_{non} be the random variable that counts the number of samples containing non-optimal integer variables among the λ samples in the

t -th iteration of the CMA-ESwM. If the margin satisfies

$$\alpha = 1 - 0.73 \frac{1}{N_{\text{in}}} \quad (43)$$

it holds, for any $\lambda \geq 6$,

$$\Pr \left(\lambda_{\text{non}} \leq \lambda - \left\lfloor \frac{\lambda}{2} \right\rfloor \right) \geq 0.95 \quad (44)$$

The proof of Proposition 1 can be found in the supplementary material. This proposition provides the margin that ensures that the top $\mu = \lfloor \lambda/2 \rfloor$ solutions do not contain non-optimal integers with high probability when the part of the multivariate Gaussian distribution responsible for generating integer variables has converged to the optimal state. This implies that, in the updates of (7) to (9), the solutions containing non-optimal integers are almost ignored. On the other hand, when using negative weights, the update of the covariance matrix (11) is affected by such samples, which will be investigated in the next subsection.

4.4 Experimental Evaluation of Proposed Margin Correction

This subsection evaluates the modified margin correction and confirms its effectiveness. We also discuss the appropriate weights, addressing the question raised in the previous section.

Experimental Settings. In addition to ELLIPSOIDINT in Section 3.2, we used REVERSED ELLIPSOIDINT (RELLIPSOIDINT) defined as follows:

$$f(\mathbf{x}, \mathbf{z}) = \sum_{n=1}^{N_{\text{co}}} 10^{6 \frac{N_{\text{in}}+n-1}{N_{\text{co}}+N_{\text{in}}-1}} x_n^2 + \sum_{n=1}^{N_{\text{in}}} 10^{6 \frac{n-1}{N_{\text{co}}+N_{\text{in}}-1}} z_n^2 \quad (45)$$

In ELLIPSOIDINT, integer variables have a greater impact on the evaluation value than continuous variables, whereas in RELLIPSOIDINT, continuous variables have a greater impact than integer variables. The numbers of dimensions for both continuous and integer variables were set to 20. The integer space was set as $\mathcal{Z}_1 = \dots = \mathcal{Z}_{20} = \{-10, -9, \dots, 9, 10\}$. The initial parameters of the multivariate Gaussian distribution were given as $C^{(0)} = \mathbf{I}_{N_{\text{mi}}}$ and $\sigma^{(0)} = 1$, and $\mathbf{m}^{(0)}$ was uniformly sampled in $[1, 3]^{N_{\text{mi}}}$. In the LB+IC-CMA-ES, we used the settings of IC-LBx1 and IC-LBx2 in [23]. The other settings were the same as those in Section 3.2.

Results. Figure 3 shows the best evaluation values for each setting. Overall, we can see that using negative weights leads to more efficient optimization compared to using non-negative weights. The covariance matrix adaptation using negative weights is called

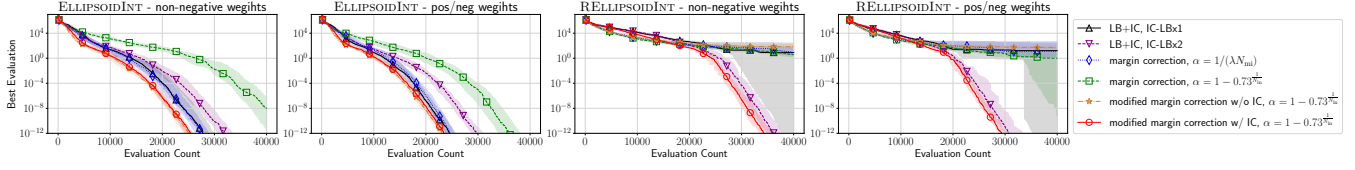


Figure 3: The medians and inter-quartile ranges of the best evaluation values over 20 independent trials.

Algorithm 1: CatCMA with Margin

Require: $\mathbf{m}^{(0)}, \sigma^{(0)}, \mathbf{C}^{(0)}, \mathbf{q}^{(0)}$

- 1: $\mathbf{A}^{(0)} = \mathbf{I}_{N_{mi}}, \mathbf{p}_\sigma^{(0)} = \mathbf{p}_c^{(0)} = \mathbf{0}, \delta^{(0)} = 1, \mathbf{s}^{(0)} = \mathbf{0},$
 $\gamma^{(0)} = 0, p_{mut,1}^{(0)} = \dots = p_{mut,N_{in}}^{(0)} = 1, t = 0$
- 2: **while** termination conditions are not met **do**
- 3: **for** $i = 1, \dots, \lambda$ **do**
- 4: Sample $\xi_i \sim \mathcal{N}(\mathbf{0}, \mathbf{I}_{N_{mi}})$
- 5: Sample $\mathbf{c}_i \sim p(\mathbf{c} | \mathbf{q}^{(t)})$
- 6: $\mathbf{y}_i \leftarrow \sqrt{\mathbf{C}^{(t)}} \xi_i$
- 7: $\mathbf{v}_i \leftarrow \mathbf{m}^{(t)} + \sigma^{(t)} \mathbf{A}^{(t)} \mathbf{y}_i$
- 8: **for** $n = 1, \dots, N_{co}$ **do**
- 9: $[\mathbf{x}_i]_n \leftarrow [\text{ENC}(\mathbf{v}_i)]_{j_n^{co}}$
- 10: **end for**
- 11: **for** $n = 1, \dots, N_{in}$ **do**
- 12: $[\mathbf{z}_i]_n \leftarrow [\text{ENC}(\mathbf{v}_i)]_{j_n^{in}}$
- 13: **end for**
- 14: **end for**
- 15: Evaluate $(\mathbf{x}_1, \mathbf{z}_1, \mathbf{c}_1), \dots, (\mathbf{x}_\lambda, \mathbf{z}_\lambda, \mathbf{c}_\lambda)$ on $f(\mathbf{x}, \mathbf{z}, \mathbf{c})$.
- 16: Correct $\mathbf{v}_{1:\lambda}, \dots, \mathbf{v}_{\mu:\lambda}$ and $\mathbf{y}_{1:\lambda}, \dots, \mathbf{y}_{\mu:\lambda}$ by integer centering in [23].
- 17: Update $\mathbf{m}^{(t)}, \mathbf{p}_\sigma^{(t)}, \mathbf{p}_c^{(t)}, \mathbf{C}^{(t)}$, and $\sigma^{(t)}$ according to Section 2.2.1.
- 18: Update $\mathbf{q}^{(t)}, \mathbf{s}^{(t)}, \gamma^{(t)}, \delta^{(t)}$, and modify $\sigma^{(t+1)}$ and $\mathbf{q}^{(t+1)}$ according to Section 2.3.
- 19: Update $\mathbf{m}^{(t+1)}, \mathbf{A}^{(t)}, p_{mut,1}^{(t)}, \dots, p_{mut,N_{in}}^{(t)}$ by the modified margin correction.
- 20: $t \leftarrow t + 1$
- 21: **end while**

active covariance matrix adaptation [19], and it allows for efficient adaptation. Although the use of negative weights cannot ignore non-optimal integers in the covariance matrix adaptation, the contribution of the active covariance matrix adaptation improves performance overall.

In ELLIPSOIDINT, the modified margin correction performs better than the original margin correction. Even with the margin setting of $\alpha = 1 - 0.73^{1/N_{in}}$, the original margin correction does not satisfy the assumption discussed in Section 3.2, leading to higher mutation rates and inferior performance. In RELIPSOIDINT, the modified margin correction without integer centering slightly increases the fixation of integers due to the upper bound of the mutation rate. Notably, this fixation is resolved by integer centering. The proposed integer handling performs best on the two functions with different properties without hyperparameter tuning.

5 Proposed Method : CatCMA with Margin

In this section, we propose CatCMA with Margin (CatCMAwM), an MV-BBO method that can handle continuous, integer, and categorical variables. As shown in Algorithm 1, CatCMAwM is developed by incorporating the integer handling proposed in the previous section into CatCMA. As a refinement, we modify the estimation in (24) to use the μ -best solutions for the following reason: to use negative weights solely for active covariance matrix adaptation, we align the weights in the estimation of (7) in CatCMA with those used in the update of the mean vector in (7), as in [8]. We can derive the promising margin values α and \mathbf{q}_n^{\min} in CatCMAwM similar to Proposition 1 and [8, Proposition 4.1].

PROPOSITION 2. Let $\mathbf{z}^{\text{opt}} \in \mathcal{Z}$ be an optimal integer variable. Assume that the parameters of the multivariate Gaussian distribution satisfy the following:

$$[\text{ENC}(\mathbf{m}^{(t)})]_{j_n^{in}} = \mathbf{z}_n^{\text{opt}} \text{ for all } n \in \{1, \dots, N_{in}\} \quad (46)$$

$$p_{mut,n}^{(t)} = \alpha \text{ for all } n \in \{1, \dots, N_{in}\} \quad (47)$$

Without loss of generality, assume that categories of the optimal solution are the first categories in all dimensions and the parameter of the categorical distribution satisfies

$$\begin{aligned} \mathbf{q}_{n,1}^{(t)} &= 1 - \mathbf{q}_n^{\min} (K_n - 1), \\ \mathbf{q}_{n,k}^{(t)} &= \mathbf{q}_n^{\min} \text{ for all } k \in \{2, \dots, K_n\} \end{aligned} \quad (48)$$

for all $n \in \{1, \dots, N_{ca}\}$. Let λ_{non} be the random variable that counts the number of samples containing non-optimal integer and/or categorical variables among the λ samples in the t -th iteration of CatCMAwM. If the margins satisfy

$$\alpha = 1 - 0.73^{\frac{1}{N_{in} + N_{ca}}}, \quad (49)$$

$$\mathbf{q}_n^{\min} = \frac{1}{K_n - 1} \left(1 - 0.73^{\frac{1}{N_{in} + N_{ca}}} \right) \text{ for all } n \in \{1, \dots, N_{ca}\}, \quad (50)$$

it holds, for any $\lambda \geq 6$,

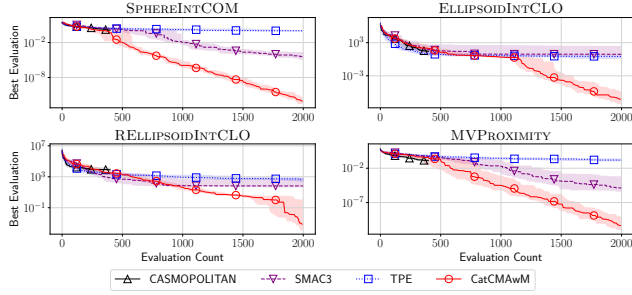
$$\Pr \left(\lambda_{\text{non}} \leq \lambda - \left\lfloor \frac{\lambda}{2} \right\rfloor \right) \geq 0.95. \quad (51)$$

The proof of Proposition 2 can be found in the supplementary material. This proposition focuses on the phase where optimization of both integer and categorical variables has been sufficiently performed. This margin setting is expected to achieve a balance between avoiding the fixation of discrete variables and efficient continuous variable optimization.

The code for CatCMAwM will be made available at <https://github.com/CyberAgentAILab/cmaes> [24].

Table 1: Benchmark functions to be minimized.

Name	Definition
SPHEREINTCOM	$f(\mathbf{x}, \mathbf{z}, \mathbf{c}) = \sum_{n=1}^{N_{co}} \mathbf{x}_n^2 + \sum_{n=1}^{N_{in}} \mathbf{z}_n^2 + N_{ca} - \sum_{n=1}^{N_{ca}} \mathbf{c}_{n,1}$
ELLIPSOIDINTCLO	$f(\mathbf{x}, \mathbf{z}, \mathbf{c}) = \sum_{n=1}^{N_{co}} 10^{\frac{n-1}{N_{co}+N_{in}-1}} \mathbf{x}_n^2 + \sum_{n=1}^{N_{in}} 10^{\frac{N_{co}+n-1}{N_{co}+N_{in}-1}} \mathbf{z}_n^2 + N_{ca} - \sum_{n=1}^{N_{ca}} \prod_{n'=1}^n \mathbf{c}_{n',1}$
RELLIPSOIDINTCLO	$f(\mathbf{x}, \mathbf{z}, \mathbf{c}) = \sum_{n=1}^{N_{co}} 10^{\frac{N_{in}+n-1}{N_{co}+N_{in}-1}} \mathbf{x}_n^2 + \sum_{n=1}^{N_{in}} 10^{\frac{n-1}{N_{co}+N_{in}-1}} \mathbf{z}_n^2 + N_{ca} - \sum_{n=1}^{N_{ca}} \prod_{n'=1}^n \mathbf{c}_{n',1}$
MVPROXIMITY	$f(\mathbf{x}, \mathbf{z}, \mathbf{c}) = \sum_{n=1}^{N_{co}(=N_{ca})} \left(\frac{\mathbf{x}_n}{x_{\max}} - \zeta_n \right)^2 + \sum_{n=1}^{N_{in}(=N_{ca})} \left(\frac{\mathbf{z}_n}{z_{\max}} - \zeta_n \right)^2 + \sum_{n=1}^{N_{ca}} \zeta_n$, where $\zeta_n = \frac{1}{K_n} \sum_{k=1}^{K_n} (k-1) \mathbf{c}_{n,k}$.

**Figure 4: The medians and inter-quartile ranges of the best evaluation values for $(N_{co}, N_{in}, N_{ca}) = (4, 4, 4)$ over 20 independent trials.**

6 Experiments

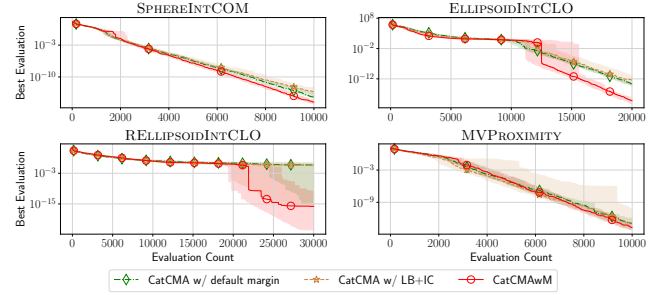
This section evaluates the search performance of CatCMAwM on MV-BBO problems. We used the following benchmark functions.

- SphereIntCategoricalOneMax (SPHEREINTCOM)
- EllipsoidIntCategoricalLeadingOnes (ELLIPSOIDINTCLO)
- ReversedEllipsoidIntCategoricalLeadingOnes (RELLIPSOIDINTCLO)
- MixedVariableProximity (MVPROXIMITY)

These definitions are summarized in Table 1. The first three functions are the sum of existing mixed-integer and categorical benchmark functions. In MVPROXIMITY, there are dependencies between continuous and categorical variables, and between integer and categorical variables.

Experimental Settings. The integer space was set as $\mathcal{Z}_1 = \dots = \mathcal{Z}_{N_{in}} = \{-3, -2, \dots, 2, 3\}$. The numbers of categories were set to 5. In MVPROXIMITY, we set x_{\max} and z_{\max} to 3 according to the search space. As baseline state-of-the-art methods, we experimented with CASMOPOLITAN [27], SMAC3 [15, 21], and Tree-structured Parzen Estimator (TPE) [3] implemented by Optuna [1]. In the three methods, the ranges of the continuous variables were set to $[-3, 3]$. The evaluation budget on the CASMOPOLITAN was set to 400 due to long internal computation time. To confirm the effectiveness of the proposed integer handling, we also experimented with two CatCMA methods naively incorporating the default margin correction and the integer handling of LB+IC-CMA-ES, using the default hyperparameters such as the margin value for each method. In the CatCMA-based methods, the initial distribution parameters were given as $\mathbf{C}^{(0)} = \mathbf{I}_{N_{mi}}$ and $\sigma^{(0)} = 1$, $\mathbf{q}_n^{(0)} = 1/K_n$ and $\mathbf{m}^{(0)}$ was uniformly sampled in $[1, 3]^{N_{mi}}$, and sample size was set as $\lambda = 4 + \lfloor 3 \ln(N_{co} + N_{in} + N_{ca}) \rfloor$.

Results. Figure 4 shows the best evaluation values for each setting. Except for some cases with low budgets in some settings,

**Figure 5: The medians and inter-quartile ranges of the best evaluation values for $(N_{co}, N_{in}, N_{ca}) = (15, 15, 15)$ over 20 independent trials.**

CatCMAwM finds better solutions compared to Bayesian optimization methods. Moreover, as demonstrated in Figure 6 in the supplementary material, CatCMAwM has shorter computation times per iteration and their cumulation compared to Bayesian optimization methods. Figure 5 shows that CatCMAwM achieves superior convergence performance and effectively handles the fixation of discrete variables compared to other CatCMA-based methods. This is because the modified margin correction sets the maximum margin value such that non-optimal discrete variables do not interfere with the optimization of continuous variables. Moreover, the results of MVPROXIMITY support that CatCMAwM can optimize problems where there are some dependencies among different types of variables. The results for other numbers of dimensions can be found in Figure 7 in the supplementary material.

7 Conclusion

We proposed CatCMAwM, a stochastic optimization method for continuous, integer, and categorical variables. CatCMAwM is developed by incorporating a novel integer handling into CatCMA. The proposed integer handling is carefully designed to work well in CatCMA by focusing on the mutation rate of integer variables. When applied to mixed-integer problems, it stabilizes the marginal probability and enhances the convergence performance of continuous variables. Numerical experiments on MV-BBO problems show that the performance of CatCMAwM is superior to the state-of-the-art Bayesian optimization algorithms and CatCMA with naive existing integer handlings.

For future work, we will explore the integration of surrogate models with CatCMAwM, as Bayesian optimization sometimes outperforms our method in low-budget scenarios. Additionally, evaluating the performance of CatCMAwM on various MV-BBO problems, including real-world applications, represents another important direction for future research.

References

- [1] Takuya Akiba, Shotaro Sano, Toshihiko Yanase, Takeru Ohta, and Masanori Koyama. 2019. Optuna: A Next-Generation Hyperparameter Optimization Framework. In *The 25th ACM SIGKDD International Conference on Knowledge Discovery & Data Mining*. 2623–2631.
- [2] Youhei Akimoto, Shinichi Shirakawa, Nozomu Yoshinari, Kento Uchida, Shota Saito, and Kouhei Nishida. 2019. Adaptive Stochastic Natural Gradient Method for One-Shot Neural Architecture Search. In *Proceedings of the 36th International Conference on Machine Learning (ICML)*, Vol. 97. 171–180.
- [3] James Bergstra, Rémi Bardenet, Yoshua Bengio, and Balázs Kégl. 2011. Algorithms for Hyper-Parameter Optimization. In *Advances in Neural Information Processing Systems*, Vol. 24.
- [4] Erik Daxberger, Anastasia Makarova, Matteo Turchetta, and Andreas Krause. 2021. Mixed-variable Bayesian optimization. In *Proceedings of the Twenty-Ninth International Joint Conference on Artificial Intelligence (Yokohama, Yokohama, Japan) (IJCAI'20)*. Article 365, 7 pages.
- [5] Kalyanmoy Deb and Mayank Goyal. 1996. A combined genetic adaptive search (GeneAS) for engineering design. <https://api.semanticscholar.org/CorpusID:18387364>
- [6] Ryoki Hamano, Shota Saito, Masahiro Nomura, and Shinichi Shirakawa. 2022. CMA-ES with Margin: Lower-Bounding Marginal Probability for Mixed-Integer Black-Box Optimization. In *Proceedings of the Genetic and Evolutionary Computation Conference (Boston, Massachusetts) (GECCO '22)*. Association for Computing Machinery, New York, NY, USA, 639–647. <https://doi.org/10.1145/3512290.3528827>
- [7] Ryoki Hamano, Shota Saito, Masahiro Nomura, and Shinichi Shirakawa. 2024. Marginal Probability-Based Integer Handling for CMA-ES Tackling Single- and Multi-Objective Mixed-Integer Black-Box Optimization. *ACM Transactions on Evolutionary Learning and Optimization* 4, 2, Article 10 (June 2024), 26 pages. <https://doi.org/10.1145/3632962>
- [8] Ryoki Hamano, Shota Saito, Masahiro Nomura, Kento Uchida, and Shinichi Shirakawa. 2024. CatCMA: Stochastic Optimization for Mixed-Category Problems. In *Proceedings of the Genetic and Evolutionary Computation Conference (Melbourne, VIC, Australia) (GECCO '24)*. Association for Computing Machinery, New York, NY, USA, 656–664. <https://doi.org/10.1145/3638529.3654198>
- [9] Nikolaus Hansen. 2011. A CMA-ES for Mixed-Integer Nonlinear Optimization. Research Report. INRIA.
- [10] Nikolaus Hansen. 2016. The CMA evolution strategy: A tutorial. *arXiv preprint arXiv:1604.00772* (2016).
- [11] Nikolaus Hansen, Sibylle D. Müller, and Petros Koumoutsakos. 2003. Reducing the Time Complexity of the Derandomized Evolution Strategy with Covariance Matrix Adaptation (CMA-ES). *Evolutionary Computation* 11, 1 (March 2003), 1–18. <https://doi.org/10.1162/106365603321828970>
- [12] Nikolaus Hansen, André S. P. Niederberger, Lino Guzzella, and Petros Koumoutsakos. 2009. A Method for Handling Uncertainty in Evolutionary Optimization With an Application to Feedback Control of Combustion. *IEEE Transactions on Evolutionary Computation* 13, 1 (2009), 180–197. <https://doi.org/10.1109/TEVC.2008.924423>
- [13] N. Hansen and A. Ostermeier. 1996. Adapting Arbitrary Normal Mutation Distributions in Evolution Strategies: The Covariance Matrix Adaptation. In *Proceedings of IEEE International Conference on Evolutionary Computation*. 312–317. <https://doi.org/10.1109/ICEC.1996.542381>
- [14] Elad Hazan, Adam Klivans, and Yang Yuan. 2018. Hyperparameter optimization: a spectral approach. In *International Conference on Learning Representations (ICLR)*.
- [15] Frank Hutter, Holger H. Hoos, and Kevin Leyton-Brown. 2011. Sequential Model-Based Optimization for General Algorithm Configuration. In *Learning and Intelligent Optimization*, Carlos A. Coello Coello (Ed.). Springer Berlin Heidelberg, Berlin, Heidelberg, 507–523.
- [16] Frank Hutter, Lars Kotthoff, and Joaquin Vanschoren. 2019. *Automated Machine Learning: Methods, Systems, Challenges* (1st ed.). Springer Publishing Company, Incorporated. <https://doi.org/10.1007/978-3-030-05318-5>
- [17] Koki Ikeda and Isao Ono. 2023. Natural Evolution Strategy for Mixed-Integer Black-Box Optimization. In *Proceedings of the Genetic and Evolutionary Computation Conference (Lisbon, Portugal) (GECCO '23)*. Association for Computing Machinery, New York, NY, USA, 831–838. <https://doi.org/10.1145/3583131.3590518>
- [18] Akshay Iyer, Yichi Zhang, Aditya Prasad, Praveen Gupta, Siyu Tao, Yixing Wang, Prajakta Prabhune, Linda S. Schadler, L. Catherine Brinson, and Wei Chen. 2020. Data centric nanocomposites design via mixed-variable Bayesian optimization. *Molecular Systems Design & Engineering* 5, 8 (Sept. 2020), 1376–1390. <https://doi.org/10.1039/D0ME00079E>
- [19] G.A. Jastrebski and D.V. Arnold. 2006. Improving Evolution Strategies through Active Covariance Matrix Adaptation. In *2006 IEEE International Conference on Evolutionary Computation*. 2814–2821. <https://doi.org/10.1109/CEC.2006.1688662>
- [20] Tianjun Liao, Krzysztof Socha, Marco Montes de Oca, Thomas Stützle, and Marco Dorigo. 2014. Ant Colony Optimization for Mixed-Variable Optimization Problems. *IEEE Transactions on Evolutionary Computation* (08 2014). <https://doi.org/10.1109/TEVC.2013.2281531>
- [21] Marius Lindauer, Katharina Eggenberger, Matthias Feurer, André Biedenkapp, Difan Deng, Carolin Benjamins, Tim Rühkopf, René Sass, and Frank Hutter. 2022. SMAC3: A Versatile Bayesian Optimization Package for Hyperparameter Optimization. *Journal of Machine Learning Research* 23, 54 (2022), 1–9. <http://jmlr.org/papers/v23/21-0888.html>
- [22] Jialin Lu, Shuhan Zhang, Fan Yang, Dian Zhou, and Xuan Zeng. 2020. A Mixed-Variable Bayesian Optimization Approach for Analog Circuit Synthesis. In *2020 IEEE International Symposium on Circuits and Systems (ISCAS)*. IEEE, 1–4.
- [23] Tristan Marty, Nikolaus Hansen, Anne Auger, Yann Semet, and Sébastien Héron. 2024. LB+IC-CMA-ES: Two Simple Modifications of CMA-ES to Handle Mixed-Integer Problems. In *Parallel Problem Solving from Nature – PPSN XVIII*, Michael Affenzeller, Stephan M. Winkler, Anna V. Kononova, Heike Trautmann, Tea Tušar, Penousal Machado, and Thomas Bäck (Eds.). Springer Nature Switzerland, Cham, 284–299.
- [24] Masahiro Nomura and Masashi Shibata. 2024. cmaes : A Simple yet Practical Python Library for CMA-ES. *arXiv preprint arXiv:2402.01373* (2024).
- [25] I. Rechenberg. 1973. *Evolutionsstrategie : Optimierung technischer Systeme nach Prinzipien der biologischen Evolution*. Number 15 in Problemata. Frommann-Holzboog, Stuttgart-Bad Cannstatt.
- [26] Konstantinos Touloupas and Paul P. Sotiriadis. 2022. Mixed-Variable Bayesian Optimization for Analog Circuit Sizing using Variational Autoencoders. In *2022 18th International Conference on Synthesis, Modeling, Analysis and Simulation Methods and Applications to Circuit Design (SMACD)*. IEEE, 1–4.
- [27] Xingchen Wan, Vu Nguyen, Huong Ha, Binxin Ru, Cong Lu, and Michael A. Osborne. 2021. Think Global and Act Local: Bayesian Optimisation over High-Dimensional Categorical and Mixed Search Spaces. In *Proceedings of the 38th International Conference on Machine Learning (Proceedings of Machine Learning Research, Vol. 139)*, Marina Meila and Tong Zhang (Eds.). PMLR, 10663–10674. <https://proceedings.mlr.press/v139/wan21b.html>
- [28] Yohei Watanabe, Kento Uchida, Ryoki Hamano, Shota Saito, Masahiro Nomura, and Shinichi Shirakawa. 2023. (1+1)-CMA-ES with Margin for Discrete and Mixed-Integer Problems. In *Proceedings of the Genetic and Evolutionary Computation Conference (Lisbon, Portugal) (GECCO '23)*. Association for Computing Machinery, New York, NY, USA, 882–890. <https://doi.org/10.1145/3583131.3590516>
- [29] Yichi Zhang, Daniel W. Apley, and Wei Chen. 2020. Bayesian Optimization for Materials Design with Mixed Quantitative and Qualitative Variables. *Scientific Reports* 10, 1 (March 2020), 4924. <https://doi.org/10.1038/s41598-020-60652-9>

A Procedure of Modified Margin Correction

We consider a successful integer mutation to occur in the dimension $n \in \{1, \dots, N_{\text{in}}\}$ when the following condition is satisfied:

$$\exists i \in \{1:\lambda, \dots, \mu:\lambda\} \text{ s.t. } [\text{ENC}(\mathbf{x}_i)]_{j_n^{\text{in}}} \neq [\text{ENC}(\mathbf{m}^{(t)})]_{j_n^{\text{in}}} \quad (52)$$

For each $n \in \{1, \dots, N_{\text{in}}\}$, the margin correction updates $[\mathbf{m}^{(t+1)}]_{j_n^{\text{in}}}$ and $\langle \mathbf{A}^{(t)} \rangle_{j_n^{\text{in}}}$ according to whether n is the dimension in which the successful integer mutation occurred.

Case of $[\text{ENC}(\mathbf{m}^{(t+1)})]_{j_n^{\text{in}}} \in \{z_{n,1}, z_{n,L_n}\}$. Let $\ell_{\text{neigh},n}^{(t+1)}$ be the nearest threshold to j_n^{in} -th element of the mean vector. First, the marginal probability $p_{\text{mut},n}^{(t+1)}$ is calculated as follows:

$$p_{\text{mut},n}^{(t+1)} = \min \left\{ \Pr \left([v]_{j_n^{\text{in}}} \leq \ell_{\text{neigh},n}^{(t+1)} \right), \Pr \left(\ell_{\text{neigh},n}^{(t+1)} < [v]_{j_n^{\text{in}}} \right) \right\} \quad (53)$$

If n is the dimension in which the successful integer mutation occurred, we restrict $p_{\text{mut},n}^{(t+1)}$ as

$$p_{\text{mut},n}^{(t+1)} \leftarrow \max \left\{ \alpha, p_{\text{mut},n}^{(t+1)} \right\} . \quad (54)$$

Otherwise, we restrict $p_{\text{mut},n}^{(t+1)}$ as

$$p_{\text{mut},n}^{(t+1)} \leftarrow \max \left\{ \alpha, \min \left\{ p_{\text{mut},n}^{(t+1)}, p_{\text{mut},n}^{(t)} \right\} \right\} . \quad (55)$$

We correct $\langle \mathbf{A}^{(t)} \rangle_{j_n^{\text{in}}}$ as follows:

$$\langle \mathbf{A}^{(t+1)} \rangle_{j_n^{\text{in}}} \leftarrow \max \left\{ \frac{|\text{ENC}(\mathbf{m}^{(t+1)})_{j_n^{\text{in}}} - \ell_{\text{neigh},n}^{(t+1)}|}{\sigma^{(t+1)} \sqrt{\langle C^{(t+1)} \rangle_{j_n^{\text{in}}} \chi_{\text{ppf}}^2(1-2\alpha)}}, \langle \mathbf{A}^{(t)} \rangle_{j_n^{\text{in}}} \right\} \quad (56)$$

Finally, we correct $[\mathbf{m}^{(t+1)}]_{j_n^{\text{in}}}$ as follows:

$$[\mathbf{m}^{(t+1)}]_{j_n^{\text{in}}} \leftarrow \ell_{\text{neigh},n}^{(t+1)} + \text{sign} \left([\mathbf{m}^{(t+1)}]_{j_n^{\text{in}}} - \ell_{\text{neigh},n}^{(t+1)} \right) \cdot \sigma^{(t+1)} \langle \mathbf{A}^{(t+1)} \rangle_{j_n^{\text{in}}} \sqrt{\langle C^{(t+1)} \rangle_{j_n^{\text{in}}} \chi_{\text{ppf}}^2(1-2p_{\text{mut},n}^{(t+1)})} \quad (57)$$

Case of $[\text{ENC}(\mathbf{m}^{(t+1)})]_{j_n^{\text{in}}} \in \{z_{n,2}, \dots, z_{n,L_n-1}\}$. Let us denote the nearest two thresholds to $[\mathbf{m}^{(t+1)}]_{j_n^{\text{in}}}$ as follows:

$$\begin{aligned} \ell_{\text{low},n}^{(t+1)} &= \max \left\{ \ell_{n,l|l+1} \mid l \in \{1, \dots, L_n - 1\}, \ell_{n,l|l+1} < [\mathbf{m}^{(t+1)}]_{j_n^{\text{in}}} \right\} \\ \ell_{\text{up},n}^{(t+1)} &= \min \left\{ \ell_{n,l|l+1} \mid l \in \{1, \dots, L_n - 1\}, [\mathbf{m}^{(t+1)}]_{j_n^{\text{in}}} \leq \ell_{n,l|l+1} \right\} \end{aligned}$$

The marginal probabilities are calculated as

$$p_{\text{low},n}^{(t+1)} = \Pr \left([v]_{j_n^{\text{in}}} \leq \ell_{\text{low},n}^{(t+1)} \right) , \quad (58)$$

$$p_{\text{up},n}^{(t+1)} = \Pr \left(\ell_{\text{up},n}^{(t+1)} < [v]_{j_n^{\text{in}}} \right) , \quad (59)$$

$$p_{\text{mid},n}^{(t+1)} = 1 - p_{\text{low},n}^{(t+1)} - p_{\text{up},n}^{(t+1)} . \quad (60)$$

If n is the dimension in which the successful integer mutation occurred, the marginal probabilities are modified as follows:

$$p_{\text{low},n}^{(t+1)} \leftarrow \max \left\{ \frac{\alpha}{2}, p_{\text{low},n}^{(t+1)} \right\} \quad (61)$$

$$p_{\text{up},n}^{(t+1)} \leftarrow \max \left\{ \frac{\alpha}{2}, p_{\text{up},n}^{(t+1)} \right\} \quad (62)$$

$$\Delta_n^{(t+1)} \leftarrow \frac{1 - p_{\text{low},n}^{(t+1)} - p_{\text{up},n}^{(t+1)} - p_{\text{mid},n}^{(t+1)}}{p_{\text{low},n}^{(t+1)} + p_{\text{up},n}^{(t+1)} + p_{\text{mid},n}^{(t+1)} - 3 \cdot \alpha/2} \quad (63)$$

$$p_{\text{low},n}^{(t+1)} \leftarrow p_{\text{low},n}^{(t+1)} + \Delta_n^{(t+1)} (p_{\text{low},n}^{(t+1)} - \alpha/2) \quad (64)$$

$$p_{\text{up},n}^{(t+1)} \leftarrow p_{\text{up},n}^{(t+1)} + \Delta_n^{(t+1)} (p_{\text{up},n}^{(t+1)} - \alpha/2) \quad (65)$$

Otherwise, the marginal probabilities are modified as follows:

$$p_{\text{low},n}^{(t+1)} \leftarrow \max \left\{ \frac{\alpha}{2}, p_{\text{low},n}^{(t+1)} \right\} \quad (66)$$

$$p_{\text{up},n}^{(t+1)} \leftarrow \max \left\{ \frac{\alpha}{2}, p_{\text{up},n}^{(t+1)} \right\} \quad (67)$$

$$p_{\text{mid},n}^{(t+1)} \leftarrow \max \left\{ 1 - p_{\text{mut},n}^{(t)}, p_{\text{mid},n}^{(t+1)} \right\} \quad (68)$$

$$\Delta_n^{(t+1)} \leftarrow \frac{1 - p_{\text{low},n}^{(t+1)} - p_{\text{up},n}^{(t+1)} - p_{\text{mid},n}^{(t+1)}}{p_{\text{low},n}^{(t+1)} + p_{\text{up},n}^{(t+1)} + p_{\text{mid},n}^{(t+1)} - \alpha - (1 - p_{\text{mut},n}^{(t)})} \quad (69)$$

$$p_{\text{low},n}^{(t+1)} \leftarrow p_{\text{low},n}^{(t+1)} + \Delta_n^{(t+1)} (p_{\text{low},n}^{(t+1)} - \alpha/2) \quad (70)$$

$$p_{\text{up},n}^{(t+1)} \leftarrow p_{\text{up},n}^{(t+1)} + \Delta_n^{(t+1)} (p_{\text{up},n}^{(t+1)} - \alpha/2) \quad (71)$$

We calculate $p_{\text{mut},n}^{(t+1)}$ as

$$p_{\text{mut},n}^{(t+1)} \leftarrow p_{\text{low},n}^{(t+1)} + p_{\text{up},n}^{(t+1)} . \quad (72)$$

Finally, $[\mathbf{m}^{(t+1)}]_{j_n^{\text{in}}}$ and $\langle \mathbf{A}^{(t+1)} \rangle_{j_n^{\text{in}}}$ are corrected as follows:

$$\begin{aligned} [\mathbf{m}^{(t+1)}]_{j_n^{\text{in}}} &\leftarrow \frac{\ell_{\text{low},n}^{(t+1)} \sqrt{\chi_{\text{ppf}}^2(1-2p_{\text{up},n}^{(t+1)})} + \ell_{\text{up},n}^{(t+1)} \sqrt{\chi_{\text{ppf}}^2(1-2p_{\text{low},n}^{(t+1)})}}{\sqrt{\chi_{\text{ppf}}^2(1-2p_{\text{up},n}^{(t+1)})} + \sqrt{\chi_{\text{ppf}}^2(1-2p_{\text{low},n}^{(t+1)})}} \\ \langle \mathbf{A}^{(t+1)} \rangle_{j_n^{\text{in}}} &\leftarrow \frac{\ell_{\text{up},n}^{(t+1)} - \ell_{\text{low},n}^{(t+1)}}{\sigma^{(t+1)} \sqrt{\langle C^{(t+1)} \rangle_{j_n^{\text{in}}} \left(\sqrt{\chi_{\text{ppf}}^2(1-2p_{\text{up},n}^{(t+1)})} + \sqrt{\chi_{\text{ppf}}^2(1-2p_{\text{low},n}^{(t+1)})} \right)}} \end{aligned}$$

B Proof of Proposition 1

PROOF. When the distribution parameters satisfy (46) and (47), the probability that at least one non-optimal integer is included in a sample is calculated as follows:

$$1 - \prod_{n=1}^{N_{\text{in}}} (1 - p_{\text{mut},n}^{(t)}) = 1 - \prod_{n=1}^{N_{\text{in}}} \left(1 - (1 - 0.73 \frac{1}{N_{\text{in}}}) \right) \quad (73)$$

$$= 1 - \prod_{n=1}^{N_{\text{in}}} 0.73 \frac{1}{N_{\text{in}}} \quad (74)$$

$$= 0.27 \quad (75)$$

Then, the random variable λ_{non} follows the binomial distribution $\text{Bin}(\lambda, 0.27)$. From the lower bound of $\Pr(\lambda_{\text{non}} \leq \lambda - \lfloor \lambda/2 \rfloor)$ shown

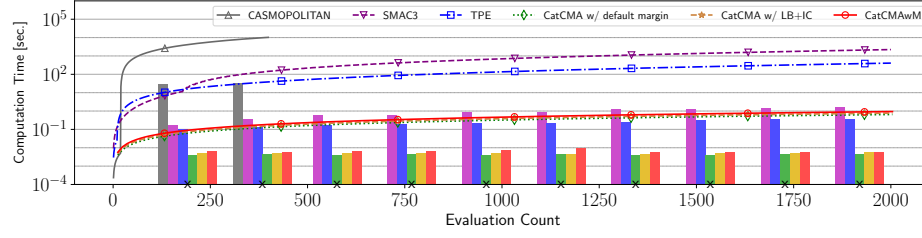


Figure 6: Average computation time per iteration (bars) and its cumulative sum (lines) on SPHEREINTCOM with $(N_{co}, N_{in}, N_{ca}) = (6, 6, 6)$ over 20 independent trials. The computational time was measured using an Intel Xeon E5 (3.5 GHz, 6 cores). Optuna version 4.2.0 was used.

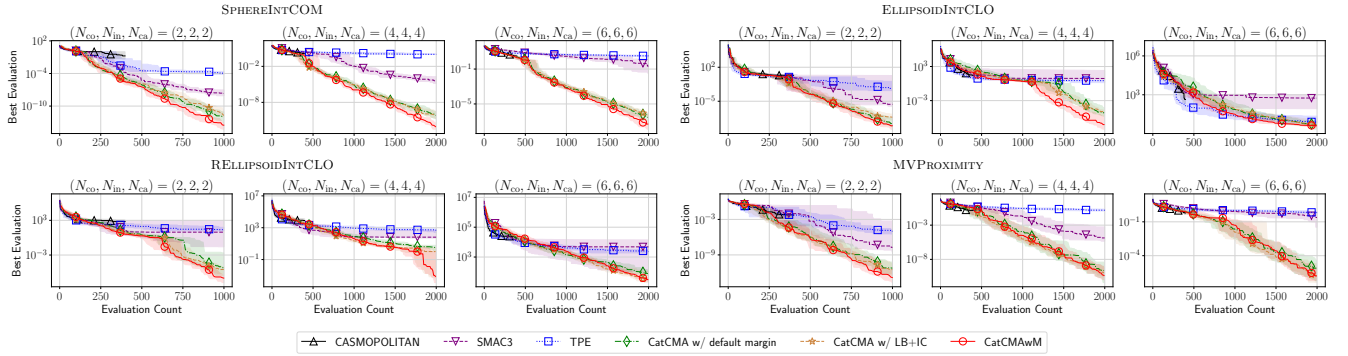


Figure 7: The medians and inter-quartile ranges of the best evaluation values over 20 independent trials.

in the proof of [8, Proposition 4.1], we have proven $\Pr(\lambda_{\text{non}} \leq \lambda - \lfloor \lambda/2 \rfloor) \geq 0.95$ when $\lambda \geq 6$. \square

C Proof of Proposition 2

PROOF. When the distribution parameters satisfy (41), (42), and (48), the probability that at least one non-optimal integer and/or one non-optimal category is included in a sample is calculated as

$$1 - \prod_{n=1}^{N_{in}} (1 - p_{\text{mut},n}^{(t)}) \cdot \prod_{n=1}^{N_{ca}} q_{n,1}^{(t)}, \quad (76)$$

where $\prod_{n=1}^{N_{in}} (1 - p_{\text{mut},n}^{(t)})$ is calculated as follows:

$$\prod_{n=1}^{N_{in}} (1 - p_{\text{mut},n}^{(t)}) = \prod_{n=1}^{N_{in}} \left(1 - \left(1 - 0.73^{\frac{1}{N_{in}+N_{ca}}} \right) \right) \quad (77)$$

$$= \prod_{n=1}^{N_{in}} 0.73^{\frac{1}{N_{in}+N_{ca}}} \quad (78)$$

and $\prod_{n=1}^{N_{ca}} q_{n,1}^{(t)}$ is calculated as follows:

$$\prod_{n=1}^{N_{ca}} q_{n,1}^{(t)} = \prod_{n=1}^{N_{ca}} \left(1 - \frac{1}{K_n - 1} \left(1 - 0.73^{\frac{1}{N_{in}+N_{ca}}} \right) (K_n - 1) \right) \quad (79)$$

$$= \prod_{n=1}^{N_{ca}} 0.73^{\frac{1}{N_{in}+N_{ca}}} \quad (80)$$

Then, (76) can be calculated as follows:

$$\begin{aligned} & 1 - \prod_{n=1}^{N_{in}} (1 - p_{\text{mut},n}^{(t)}) \cdot \prod_{n=1}^{N_{ca}} q_{n,1}^{(t)} \\ &= 1 - \prod_{n=1}^{N_{in}} 0.73^{\frac{1}{N_{in}+N_{ca}}} \cdot \prod_{n=1}^{N_{ca}} 0.73^{\frac{1}{N_{in}+N_{ca}}} \end{aligned} \quad (81)$$

$$= 0.27 \quad (82)$$

Then, the random variable λ_{non} follows the binomial distribution $\text{Bin}(\lambda, 0.27)$. From the lower bound of $\Pr(\lambda_{\text{non}} \leq \lambda - \lfloor \lambda/2 \rfloor)$ shown in the proof of [8, Proposition 4.1], we have proven $\Pr(\lambda_{\text{non}} \leq \lambda - \lfloor \lambda/2 \rfloor) \geq 0.95$ when $\lambda \geq 6$. \square

We note that there are other values of α and q_n^{\min} such that equation (76) equals to 0.27, such as $\alpha = 1 - 0.73^{\frac{1}{2N_{in}}}$ and $q_n^{\min} = \frac{1}{K_n - 1} \left(1 - 0.73^{\frac{1}{N_{ca}}} \right)$. Considering the case of $N_{in} = 0$ or $N_{ca} = 0$, we set $\alpha = 1 - 0.73^{\frac{1}{N_{in}+N_{ca}}}$ and $q_n^{\min} = \frac{1}{K_n - 1} \left(1 - 0.73^{\frac{1}{N_{in}+N_{ca}}} \right)$. The discussion of this optionality is future work.

D Additional Experimental Results

Figure 6 shows the average computation time per iteration and its cumulative sum SPHEREINTCOM with $(N_{co}, N_{in}, N_{ca}) = (6, 6, 6)$. Figure 7 shows the best evaluation values varying the numbers of dimensions as $(N_{co}, N_{in}, N_{ca}) = (2, 2, 2), (4, 4, 4), (6, 6, 6)$.