

# Parton Distribution Functions in the Schwinger model from Tensor Network States

Mari Carmen Bañuls<sup>1</sup>, Krzysztof Cichy<sup>2</sup>, C.-J. David Lin<sup>3,4,5</sup> and Manuel Schneider<sup>3,4,\*</sup>

<sup>1</sup>*Max Planck Institute of Quantum Optics, Garching, Germany*

<sup>2</sup>*Faculty of Physics and Astronomy, Adam Mickiewicz University, Poznań, Poland*

<sup>3</sup>*Institute of Physics, National Yang Ming Chiao Tung University, Hsinchu, Taiwan*

<sup>4</sup>*Center for Theoretical and Computational Physics,*

*National Yang Ming Chiao Tung University, Hsinchu, Taiwan*

<sup>5</sup>*Centre for High Energy Physics, Chung-Yuan Christian University, Taoyuan, Taiwan*

(Dated: April 19, 2025)

Parton distribution functions (PDFs) describe the inner, non-perturbative structure of hadrons. Their computation involves matrix elements with a Wilson line along a direction on the light cone, posing significant challenges in Euclidean lattice calculations, where the time direction is not directly accessible. We propose implementing the light-front Wilson line within the Hamiltonian formalism using tensor network techniques. The approach is demonstrated in the massive Schwinger model (quantum electrodynamics in 1+1 dimensions), a toy model that shares key features with quantum chromodynamics. We present accurate continuum results for the fermion PDF of the vector meson at varying fermion masses, obtained from first principle calculations directly in Minkowski space. Our strategy also provides a useful path for quantum simulations and quantum computing.

PACS numbers: 11.15.Ha, 12.38.Gc, 12.15.Ff

**Introduction** — Investigating the internal structure of protons and neutrons (nucleons), the nuclei’s building blocks, is of paramount importance for modern physics. Significant progress is expected in the next years, with increased experimental efforts, such as the Electron-Ion Collider under construction at the Brookhaven National Laboratory [1]. However, a full understanding of experimental developments requires the support of a robust theoretical description, embodied in different kinds of partonic functions. These functions describe the momentum- and coordinate-space distributions of partons, i.e. quarks and gluons, inside the nucleon. The simplest, yet essential, partonic functions are parton distribution functions (PDFs). Even though, in principle, they can be obtained directly from quantum chromodynamics (QCD), theoretical access to them is limited by their non-perturbative nature.

For a hadron with momentum  $P$ , the unpolarized PDF  $f_\Psi(\xi)$  for the fermionic parton described by the spinor field  $\Psi$  is defined as [2]

$$f_\Psi(\xi) = \int \frac{dz^-}{4\pi} e^{-i\xi P^+ z^-} \langle P | \bar{\Psi}(z^-) W_{(z^-, 0)} \gamma^+ \Psi(0) | P \rangle. \quad (1)$$

We denote the light-front components of a Lorentz vector  $v = (v^0, v^1, \dots, v^d)$  in  $d+1$  dimensions as  $v^\pm = (v^0 \pm v^d)/\sqrt{2}$ . Here,  $\xi$  is the Bjorken scaling variable, which, in the parton model, is equivalent to the fraction of the hadron momentum carried by the fermion, and  $W_{(z_2, z_1)}$  is a Wilson line connecting spacetime points  $z_1$  and  $z_2$  along the light-front direction. The non-perturbative nature of PDFs suggests that they could be

calculated numerically on the lattice. However, for practical reasons, numerical calculations of lattice QCD have been predominantly performed using the path integral formalism, which requires the formulation of the theory in Euclidean spacetime. Thus, it gives no *direct* access to light-front dynamics. In the past two decades, novel approaches have been proposed [3–12] which calculate intermediate Euclidean objects that can be matched to their Minkowski counterparts. Although tremendous theoretical and numerical progress has been made, much work is still needed to achieve an accurate determination of PDFs from Euclidean lattice QCD [13–19]. Therefore, it remains desirable to have first-principle theoretical determinations of PDFs with computations performed directly in Minkowski space. Such calculations can, in principle, be achieved in the Hamiltonian formalism. However, previous works that extracted PDFs in the Hamiltonian approach [20–22] suffer from systematic and numerical limitations when truncating the Hilbert space and using exact diagonalization on small lattices.

Tensor network (TN) methods [23–30] provide an efficient entanglement-based ansatz for quantum many-body problems that could potentially overcome these limitations. They have been very successful in describing equilibrium states of low dimensional lattice gauge theories (LGTs) [31–40] and even achieved the most precise continuum extrapolations for some cases. Tensor network algorithms in the Hamiltonian formalism can, with well-understood limitations, simulate real time evolution [23, 24, 41]. Nevertheless, studies of LGTs in this regard have been less common (see references in [31, 32]), and have not yet accomplished a systematic extrapolation to the continuum limit. Here, we close this gap and demonstrate that TN methods are also suitable to determine real-time properties of gauge theories in the

\* manuel.schneider@nycu.edu.tw

continuum.

Complementary to TN methods, quantum computation and quantum simulation are being explored in recent years as technologies that could potentially overcome the exponential complexity barrier of quantum many-body problems. Their applicability to LGTs has motivated multiple studies [32, 42–46], including the possibility of extracting PDFs [44, 47–56]. Our approach in the Hamiltonian formalism could also be implemented on quantum hardware.

In this work, we propose a strategy for accessing light-cone dynamics directly in Minkowski space [57]. Its feasibility is demonstrated by calculating the PDF defined in eq. (1) of the vector meson in the massive Schwinger model for different values of the fermion mass with TN methods. We show that errors can be systematically controlled, allowing for a precise extrapolation to the continuum limit.

*Model* — The Schwinger model, or quantum electrodynamics (QED) in 1+1 dimensions [58, 59], shares key features with QCD, including dynamical mass generation, confinement, and asymptotic freedom. Consequently, it has been widely used to study QCD-like phenomena and to test new methods in high-energy physics. The QED Lagrange density is given by [60]:

$$\mathcal{L} = \bar{\Psi}(i\cancel{D} - g\cancel{A} - m)\Psi - \frac{1}{4}F_{\mu\nu}F^{\mu\nu}. \quad (2)$$

Here,  $A_\mu$  are  $U(1)$  gauge fields with field strength tensor  $F_{\mu\nu} = \partial_\mu A_\nu - \partial_\nu A_\mu$ ,  $m$  is the fermion mass, and  $g$  the coupling strength. The Hamiltonian formulation follows from a Legendre transformation. We discretize space on a finite lattice of  $N$  sites, and employ staggered fermions [61] in the temporal gauge  $A^0 = 0$ . Using a Jordan-Wigner transformation, which maps the fermionic degrees of freedom to spins, and integrating out the gauge variables with the help of Gauss' law, the following Hamiltonian is derived (see [62–65] and Appendix A):

$$H = x \sum_{n=0}^{N-2} [\sigma_n^+ \sigma_{n+1}^- + \sigma_n^- \sigma_{n+1}^+] + \frac{\mu}{2} \sum_{n=0}^{N-1} [1 + (-1)^n \sigma_n^z] + \sum_{n=0}^{N-2} \left[ \sum_{k=0}^n \left( \frac{1}{2} ((-1)^k + \sigma_k^z) + q_k \right) \right]^2. \quad (3)$$

It is equivalent to the Schwinger model in the thermodynamic- and continuum-limit, with the latter approached as the lattice spacing  $a$  goes to zero, or equivalently, when  $x \equiv \frac{1}{a^2 g^2} \rightarrow \infty$ . The dimensionless fermion mass  $\mu = \frac{2m}{ag^2} - \frac{1}{4}$  includes an additive renormalization to enhance convergence to the continuum limit [66–68]. Each constant  $q_k$  represents the presence of a static charge at site  $k$ .

*Implementation* — We use the matrix product state (MPS) TN ansatz [23, 24] to approximate the meson

eigenstate [62], as well as the time-dependent vector resulting from the time evolution needed for the implementation of the Wilson line, in the physical subspace in which the Hamiltonian of eq. (3) is expressed.

The matrix element in eq. (1) involves a Wilson line along a direction on the light cone, connecting two fermionic operators. The latter, in the spin formulation discussed above, correspond to  $\sigma^\pm$  operators preceded by a Jordan-Wigner string of  $\sigma^z$ . On the lattice, we approximate the light front by a stepwise evolution, as illustrated in fig. 1a. Each evolution by a timestep  $\Delta t$  is followed by a spatial evolution of the Wilson line by two lattice sites. Setting  $\Delta t = \frac{1}{x}$  corresponds to a speed of light  $c = 1$ , ensuring that the light cone is approached in the continuum limit. In the temporal gauge  $A^0 = 0$ , the Wilson line in time direction becomes the identity operator. Consequently, the vertical lines in fig. 1a correspond solely to the application of a time evolution operator  $e^{-iH\Delta t}$ .

The steps along the space direction, instead, act non-trivially on the gauge (link) variables, with the effect of shifting the electric flux term of the Hamiltonian by one unit on one link at a time [64, 69]. This is exactly like having a pair of charges around that link. Thus, the string can be absorbed in the time evolution by introducing a static charge  $q_k$  that *ends* the Wilson line and moves along the light cone (see Appendix B). A horizontal arrow in fig. 1a pointing from  $a$  to  $b$  thus corresponds to decreasing the static charge  $q_a$  and increasing  $q_b$  by one unit each [70]. This formulation is most suitable for working in the physical subspace, where gauge degrees of freedom have been integrated out. Similar ideas that include static charges have been used to calculate Wilson loops in the Hamiltonian formalism [50, 51].

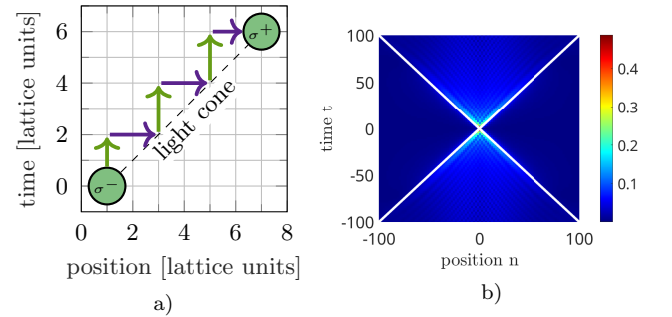


FIG. 1. Light-cone matrix elements. a) Operators separated along a light front are calculated on the lattice by subsequent steps of a spatial evolution of the Wilson line (violet horizontal arrows) and time evolution steps (green vertical arrows). b) The light-cone structure that emerges in matrix elements; shown is the modulus of an even-to-even matrix element  $\langle h | e^{iH \frac{\Delta t}{2}} \prod_{k < \Delta z} (i\sigma_k^z) \sigma_{\Delta z}^+ e^{-iH_0 \frac{\Delta t}{2}} \prod_{k' < 0} (-i\sigma_{k'}^z) \sigma_0^- | h \rangle$  similar to eq. (6), but calculated with a fixed static charge at the origin for a light mass  $\frac{m}{g} = 0.125$ . White lines indicate the light-front + and - directions.

With these techniques, the PDF in eq. (1) can be eval-

uated on the lattice and becomes for a hadron of mass  $M$  at rest:

$$f_{\Psi}(\xi) = \frac{NM}{8\pi x} \sum_{\Delta z=0,2,4,\dots,N} e^{-i\xi \frac{M\Delta z}{2x}} \mathcal{M}(\Delta z). \quad (4)$$

If the system is translationally invariant, the matrix elements  $\mathcal{M}$  will depend only on the distance between the end points of the Wilson line. Due to the staggered fermions, the Dirac structure leads, however, to four contributions to the matrix elements  $\mathcal{M}(\Delta z)$ , corresponding to all combinations between even (subscript 0) and odd (subscript 1) start and end sites [71]:

$$\mathcal{M}(\Delta z) = \mathcal{M}_{0,0} - \mathcal{M}_{0,1} - \mathcal{M}_{1,0} + \mathcal{M}_{1,1}, \quad (5)$$

$$\mathcal{M}_{f,s}(\Delta z) = \langle h | e^{iH \frac{\Delta t}{2} \Delta z} \prod_{k < \Delta z + f} (i\sigma_k^z) \sigma_{\Delta z + f}^+ e^{-iH \Delta z - 1 \Delta t} \dots e^{-iH_3 \Delta t} e^{-iH_1 \Delta t} \prod_{k' < s} (-i\sigma_{k'}^z) \sigma_s^- | h \rangle_c. \quad (6)$$

The subscript  $c$  denotes the subtraction of vacuum contributions from matrix elements [2, 72]:  $\langle h | \hat{O} | h \rangle_c = \langle h | \hat{O} | h \rangle - \langle 0 | \hat{O} | 0 \rangle$ . The ket  $|h\rangle$  corresponds to the first excited state of  $H$ , a vector meson at rest, with mass  $M = \langle h | H | h \rangle_c$  [62]. Hence, the first evolution operator simply introduces a phase  $e^{iM \frac{\Delta t}{2}}$ . Notice that for the intermediate time-evolution operators  $e^{-iH_k \Delta t}$ , the subindex  $k$  in the Hamiltonian indicates the inclusion of a single positive static charge at position  $k$ . For  $\Delta z < 0$ , the evolution in the operator is implemented in a similar way. In this case, we start with a spatial evolution in the negative direction, followed by a time evolution with a negative time step  $-\Delta t$ . Figure 1b illustrates the light-cone and the spread of correlations at different times and distances, in the absence of the light-front Wilson line, and confirms that the speed of light is  $c = 1$ .

We use the variational optimization described in [62] to obtain an MPS approximation to the ground state  $|0\rangle$  and the first excited state in the chargeless sector  $|h\rangle$  of eq. (3) for a finite system with open boundary conditions. For the time evolution, we use a second-order Suzuki-Trotter decomposition [73, 74], and divide each time step into  $N_{\tau} = \frac{\Delta t}{\tau}$  smaller evolution steps that can be applied efficiently to the MPS via the tMPS method [23, 24, 41]. We closely follow the approach in [75], where the time evolution operator for the electric component of the Hamiltonian, expressed as a matrix product operator (MPO), is truncated to allow for only a change in the electric flux by at most  $L_{\text{cut}} = 10$ . By varying  $L_{\text{cut}}$ , we confirm that the results do not depend on the cutoff (see Supplemental Material).

We call  $D$  the bond dimension of the initial MPS (i.e., the one used to approximate the eigenstate), and  $\chi$  the bond dimension used to truncate the MPS during the evolution. Our results show no significant dependence for  $\chi \geq D \geq 40$ , thus we choose  $D = \chi = 80$ . The

convergence with such moderate values of the bond dimensions indicates that the ansatz is remarkably adequate to capture the properties of this problem. We observe that a large Trotter step introduces a phase error in the matrix elements, causing a shift of the fermion PDF towards smaller  $\xi$ . With the choice  $N_{\tau} = 100$ , this effect remains insignificant compared to other errors in our simulations. We observe that the dominant error contributions in regions where the PDF is sizable (e.g.  $\xi \in (0.3, 0.7)$  at  $\tilde{m} = 10$ ) arise from the finite lattice spacing and the finite-volume effects, the latter dominating close to  $\xi = 0.5$ . A detailed error analysis is provided in the Supplemental Material.

**Results** — We observe that the real part of the matrix element  $\mathcal{M}(\Delta z)$  in eq. (6) is several orders of magnitude smaller than the imaginary part, making its contribution to the PDF negligible. As a result,  $f_{\Psi}(\xi)$  is antisymmetric with respect to  $\xi = 0$ . The imaginary part exhibits oscillatory behavior and vanishes for large  $|\Delta z|$ . Figure 2 shows the imaginary part of the matrix element for a fixed fermion mass  $\tilde{m} \equiv \frac{m/g}{m_V/g} = \frac{5.6419}{1/\sqrt{\pi}} \approx 10$  (where  $m_V/g = 1/\sqrt{\pi}$  is the vector meson mass in the  $m \rightarrow 0$  limit) and volume  $\tilde{V} = \tilde{m} \cdot \frac{N}{\sqrt{x}} \approx 100$ , for several values of the lattice spacing  $a = \frac{1}{g\sqrt{x}}$ . For each value of  $x$ , the PDF is obtained according to eq. (4) from  $\mathcal{M}(\Delta z)$  by a discrete Fourier transform. The results are shown in fig. 3.

The periodic nature of the Fourier transform imposes a bound on the range of  $\xi$  that can be studied at finite  $x$ , given by  $|\xi| \leq \xi_{\text{max}} = \frac{\pi}{M} x$ . Therefore,  $x$  should be chosen large enough such that  $\xi_{\text{max}} \geq 1$ . Furthermore, the lattice spacing must be fine enough to resolve the oscillations of the matrix elements (see fig. 2). With these conditions met, the results are close to the continuum limit, allowing us to extrapolate the PDF to this limit (solid line in fig. 3) using simulation results at different values of  $x$  (see Supplemental Material for more details). The volume must be large enough for the matrix element to vanish at large  $|\Delta z|$  within the system size. In this case,  $\xi$  in eq. (4) can take real values  $|\xi| \leq \xi_{\text{max}}$ , which results in a continuous curve for the PDF (as seen in the extrapolation in fig. 3 and all lines in fig. 4).

The distribution function of an antifermion  $\bar{\Psi}$  [2] can be obtained from  $f_{\bar{\Psi}}(\xi) = -f_{\Psi}(-\xi)$ . Numerically, we find  $f_{\Psi}(\xi) = -f_{\Psi}(-\xi) \equiv f_{\bar{\Psi}}(\xi)$ . The average momentum fractions carried by fermions and antifermions are within  $\langle \xi \rangle = \int_0^1 d\xi \left( \xi f_{\Psi/\bar{\Psi}}(\xi) \right) = 0.50 \pm 0.02$  for all cases in fig. 4. Thus, fermions and antifermions each carry half of the hadron's momentum and both have the same PDF. These results agree with the expectations for a meson in the Schwinger model [76].

We compare the PDF for the fermion mass  $\tilde{m} = 10$  with the work of Mo and Perry [20], where a finite basis in the two- and four-fermion approximation in light-front field theory was used. We find a good agreement of the

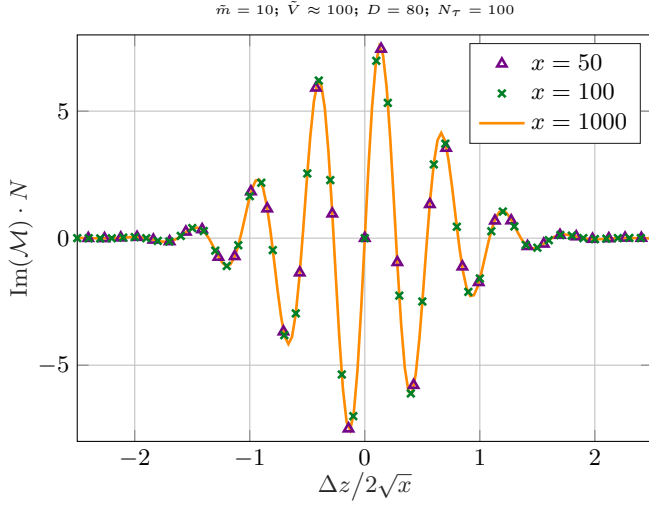


FIG. 2. Imaginary part of matrix element. The values for  $x = 1000$  are discrete but shown as a line for clarity.

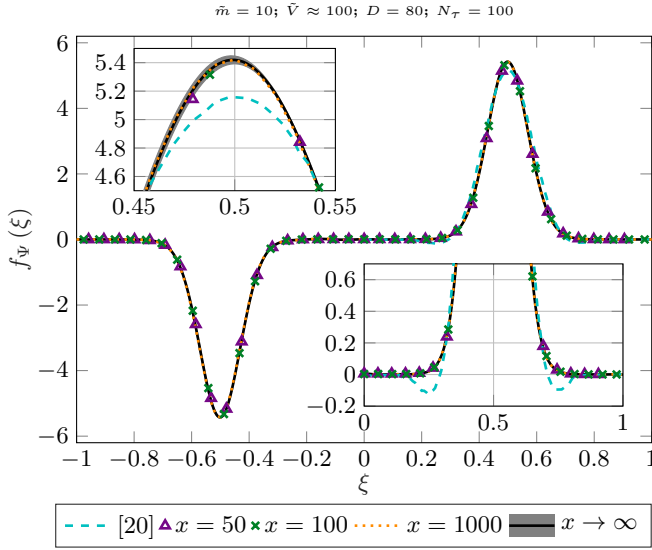


FIG. 3. PDF for different lattice spacings, obtained by a discrete Fourier transform. The values for  $x = 1000$  are shown as a dotted line for clarity. Solid line with error bands: extrapolation to the continuum limit at fixed volume. Dashed line: results from [20] (normalized).

overall shape. Notably, our calculated  $f_\Psi(\xi)$ , within error bands, remains real and non-negative for  $0 \leq \xi \leq 1$ , and vanishes for  $|\xi| > 1$ , all as required for distribution functions and the probability interpretation in the parton model. In contrast, the PDF calculated by Mo and Perry exhibits regions with negative values of  $f_\Psi(\xi)$  (see [20] and inset on lower right in fig. 3).

Repeating the procedure for different values of the volume, we extrapolate the result for  $\tilde{m} = 10$  to the thermodynamic limit (green curve in fig. 4). We carry out a systematic error analysis (see Supplemental Material for details). The error band for the case  $\tilde{m} = 10$  in the figure

accounts for uncertainties due to  $D$ ,  $N_\tau$ ,  $x$  and  $\tilde{V}$ , with the latter two contributions dominating. We obtain a 6% uncertainty at the peak  $\xi = 0.5$ .

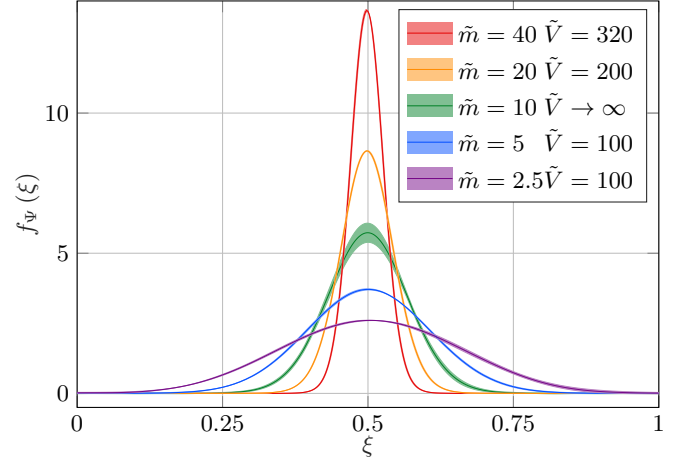


FIG. 4. PDFs for different fermion masses  $\tilde{m} = \frac{m\sqrt{\pi}}{g}$ . The continuum limit  $x \rightarrow \infty$  is taken with the volume  $\tilde{V} = \tilde{m} \cdot \frac{N}{\sqrt{x}}$  kept fixed. The error bands denote the uncertainties due to the continuum extrapolations, and are smaller than the line width of the plot in most regions. For  $\tilde{m} = 10$ , instead, we estimate the errors due to finite  $D$ ,  $N_\tau$ , and  $x$ , and take the infinite volume limit. The error band in this case includes all uncertainties, dominated mostly by the volume effects. See main text and Supplemental Material for details.

Additionally, we compute the PDF for different fermion masses at fixed but large enough  $\tilde{V}$ . The results, already extrapolated to the continuum limit, are shown in fig. 4. We observe that larger volumes  $\tilde{V}$  are necessary as  $\tilde{m}$  increases in order to resolve more oscillations of the matrix elements that arise due to the steeper features of  $f_\Psi(\xi)$ . The previous findings remain qualitatively unchanged across all masses, but the peak around  $\xi = 0.5$  broadens for smaller  $\tilde{m}$  and sharpens for larger  $\tilde{m}$ . This is in good agreement with previous results [20–22], and with the limits of a step-function  $f_\Psi(\xi) \equiv 1$  for  $0 \leq \xi \leq 1$  at  $m = 0$  [76, 77], and a delta-function at  $\xi = 0.5$  when the fermion mass is infinite.

The PDFs for these additional masses are shown at finite volume, but extrapolated to the continuum limit, with error bands (mostly smaller than the line width) indicating the effect of uncertainties due to the extrapolation in  $x$ . Even though these PDFs are computed at fixed finite volume, since the value of  $\tilde{V}$  is kept at least as large as in the simulations for the  $\tilde{m} = 10$  case, we expect that finite-volume effects are similar. This can be tested with further data available in the future.

**Conclusion** — We have demonstrated how tensor networks can be used to directly compute PDFs from light-cone matrix elements in Minkowski space. In our approach, the light-front Wilson line becomes a stepwise evolution in space and time on the lattice that can be

applied on the Hamiltonian eigenstate representing a hadron at rest. Tensor networks provide an efficient representation of eigenstates and enable simulating the necessary time evolution. This framework allows us to compute the PDFs of the fermion and the antifermion in the vector meson of the Schwinger model from first principles, yielding accurate results that fulfill the physical constraints. We present the PDFs for several fermion masses in the continuum limit. In previous TN calculations, the continuum limit of lattice gauge theories was only taken for time independent properties. Our work extends this to a simulation including a time evolution for the first time, further establishing TNs for the direct calculation of dynamical quantities in lattice gauge theories. Tensor network formulations like the one presented in this work can also be realized on quantum simulation platforms.

*Acknowledgments* — We thank Hsiang-nan Li and Enrique Rico for very helpful discussions. This work was partly supported by the DFG (German Research Foundation) under Germany’s Excellence Strategy – EXC-2111 – 390814868, and Research Unit FOR 5522 (grant nr. 499180199), and by the EU-QUANTERA project TNiSQ (BA 6059/1-1), as well as Taiwanese NSTC grants 113-2119-M-007-013, 112-2811-M-A49-543-MY2, 112-2112-M-A49 -021-MY3 and 113-2123-M-A49-001. K.C. is supported by the National Science Centre (Poland) grant OPUS No. 2021/43/B/ST2/00497.

- 
- [1] National Academies of Sciences, Engineering, and Medicine, *An Assessment of U.S.-Based Electron-Ion Collider Science* (The National Academies Press, Washington, DC, 2018).
  - [2] J. Collins, *Foundations of Perturbative QCD*, Cambridge Monographs on Particle Physics, Nuclear Physics and Cosmology (Cambridge University Press, 2011).
  - [3] K.-F. Liu, Parton degrees of freedom from the path integral formalism, *Phys. Rev. D* **62**, 074501 (2000), arXiv:hep-ph/9910306.
  - [4] W. Detmold and C. J. D. Lin, Deep-inelastic scattering and the operator product expansion in lattice QCD, *Phys. Rev. D* **73**, 014501 (2006), arXiv:hep-lat/0507007.
  - [5] V. Braun and D. Müller, Exclusive processes in position space and the pion distribution amplitude, *Eur. Phys. J. C* **55**, 349 (2008), arXiv:0709.1348 [hep-ph].
  - [6] Z. Davoudi and M. J. Savage, Restoration of Rotational Symmetry in the Continuum Limit of Lattice Field Theories, *Phys. Rev. D* **86**, 054505 (2012), arXiv:1204.4146 [hep-lat].
  - [7] X. Ji, Parton Physics on a Euclidean Lattice, *Phys. Rev. Lett.* **110**, 262002 (2013), arXiv:1305.1539 [hep-ph].
  - [8] Y.-Q. Ma and J.-W. Qiu, Extracting Parton Distribution Functions from Lattice QCD Calculations, *Phys. Rev. D* **98**, 074021 (2018), arXiv:1404.6860 [hep-ph].
  - [9] A. V. Radyushkin, Quasi-parton distribution functions, momentum distributions, and pseudo-parton distribution functions, *Phys. Rev. D* **96**, 034025 (2017), arXiv:1705.01488 [hep-ph].
  - [10] A. J. Chambers, R. Horsley, Y. Nakamura, H. Perlt, P. E. L. Rakow, G. Schierholz, A. Schiller, K. Somfleth, R. D. Young, and J. M. Zanotti, Nucleon Structure Functions from Operator Product Expansion on the Lattice, *Phys. Rev. Lett.* **118**, 242001 (2017), arXiv:1703.01153 [hep-lat].
  - [11] W. Detmold, A. V. Grebe, I. Kanamori, C. J. D. Lin, R. J. Perry, and Y. Zhao (HOPE), Parton physics from a heavy-quark operator product expansion: Formalism and Wilson coefficients, *Phys. Rev. D* **104**, 074511 (2021), arXiv:2103.09529 [hep-lat].
  - [12] A. Shindler, Moments of parton distribution functions of any order from lattice QCD, *Phys. Rev. D* **110**, L051503 (2024), arXiv:2311.18704 [hep-lat].
  - [13] K. Cichy and M. Constantinou, A guide to light-cone PDFs from Lattice QCD: an overview of approaches, techniques and results, *Adv. High Energy Phys.* **2019**, 3036904 (2019), arXiv:1811.07248 [hep-lat].
  - [14] A. Radyushkin, Theory and applications of parton pseudodistributions, *Int. J. Mod. Phys. A* **35**, 2030002 (2020), arXiv:1912.04244 [hep-ph].
  - [15] X. Ji, Y.-S. Liu, Y. Liu, J.-H. Zhang, and Y. Zhao, Large-momentum effective theory, *Rev. Mod. Phys.* **93**, 035005 (2021), arXiv:2004.03543 [hep-ph].
  - [16] M. Constantinou, The  $x$ -dependence of hadronic parton distributions: A review on the progress of lattice QCD, *Eur. Phys. J. A* **57**, 77 (2021), arXiv:2010.02445 [hep-lat].
  - [17] K. Cichy, Progress in  $x$ -dependent partonic distributions from lattice QCD, *PoS LATTICE2021*, 017 (2022), arXiv:2110.07440 [hep-lat].
  - [18] K. Cichy, Overview of lattice calculations of the  $x$ -dependence of PDFs, GPDs and TMDs, *EPJ Web Conf.* **258**, 01005 (2022), arXiv:2111.04552 [hep-lat].
  - [19] X. Gao, Overview of hadron structure from lattice QCD, *Proceedings of The 40th International Symposium on Lattice Field Theory — PoS(LATTICE2023)* **453**, 128 (2024).
  - [20] Y. Mo and R. J. Perry, Basis function calculations for the massive schwinger model in the light-front tamm-dancoff approximation, *Journal of Computational Physics* **108**, 159 (1993).
  - [21] H. Bergknoff, Physical particles of the massive schwinger model, *Nuclear Physics B* **122**, 215 (1977).
  - [22] H. Kröger and N. Scheu, The massive schwinger model - a hamiltonian lattice study in a fast moving frame, *Physics Letters B* **429**, 58 (1998), arXiv:hep-lat/9804024 [hep-lat].
  - [23] F. Verstraete, V. Murg, and J. I. Cirac, Matrix product states, projected entangled pair states, and variational renormalization group methods for quantum spin systems, *Adv. Phys.* **57**, 143 (2008), arXiv:0907.2796 [quant-ph].
  - [24] U. Schollwöck, The density-matrix renormalization group in the age of matrix product states, *Annals of Physics* **326**, 96 (2011), arXiv:1008.3477 [cond-mat.str-el].
  - [25] R. Orús, A practical introduction to tensor networks: Matrix product states and projected entangled pair states, *Annals Phys.* **349**, 117 (2014), arXiv:1306.2164 [cond-mat.str-el].
  - [26] J. C. Bridgeman and C. T. Chubb, Hand-waving and interpretive dance: an introductory course on tensor networks, *Journal of Physics A: Mathematical and Theoret-*

- ical **50**, 223001 (2017), arXiv:1603.03039 [quant-ph].
- [27] P. Silvi, F. Tschirsich, M. Gerster, J. Jünemann, D. Jaschke, M. Rizzi, and S. Montangero, The Tensor Networks Anthology: Simulation techniques for many-body quantum lattice systems, *SciPost Physics Lecture Notes*, 008 (2019), arXiv:1710.03733 [quant-ph].
- [28] J. I. Cirac, D. Pérez-García, N. Schuch, and F. Verstraete, Matrix product states and projected entangled pair states: Concepts, symmetries, theorems, *Rev. Mod. Phys.* **93**, 045003 (2021), arXiv:2011.12127 [quant-ph].
- [29] K. Okunishi, T. Nishino, and H. Ueda, Developments in the Tensor Network — from Statistical Mechanics to Quantum Entanglement, *J. Phys. Soc. Jpn* **91**, 062001 (2022), arXiv:2111.12223 [cond-mat.stat-mech].
- [30] M. C. Bañuls, Tensor network algorithms: A route map, *Annual Review of Condensed Matter Physics* **14**, 173 (2023), arXiv:2205.10345 [quant-ph].
- [31] M. C. Bañuls and K. Cichy, Review on novel methods for lattice gauge theories, *Reports on Progress in Physics* **83**, 024401 (2020), arXiv:1910.00257 [hep-lat].
- [32] M. C. Bañuls, R. Blatt, J. Catani, A. Celi, J. I. Cirac, M. Dalmonte, L. Fallani, K. Jansen, M. Lewenstein, S. Montangero, C. A. Muschik, B. Reznik, E. Rico, L. Tagliacozzo, K. Van Acoleyen, F. Verstraete, U.-J. Wiese, M. Wingate, J. Zakrzewski, and P. Zoller, Simulating lattice gauge theories within quantum technologies, *The European Physical Journal D* **74**, 165 (2020), arXiv:1911.00003 [quant-ph].
- [33] Y. Meurice, R. Sakai, and J. Unmuth-Yockey, Tensor lattice field theory for renormalization and quantum computing, *Rev. Mod. Phys.* **94**, 025005 (2022), arXiv:2010.06539 [hep-lat].
- [34] D. Kadoh, Recent progress in the tensor renormalization group, *Proceedings of The 38th International Symposium on Lattice Field Theory — PoS(LATTICE2021)* **396**, 633 (2022).
- [35] T. Felser, P. Silvi, M. Collura, and S. Montangero, Two-Dimensional Quantum-Link Lattice Quantum Electrodynamics at Finite Density, *Phys. Rev. X* **10**, 041040 (2020), arXiv:1911.09693 [quant-ph].
- [36] D. Robaina, M. C. Bañuls, and J. I. Cirac, Simulating  $2 + 1D$   $Z_3$  Lattice Gauge Theory with an Infinite Projected Entangled-Pair State, *Phys. Rev. Lett.* **126**, 050401 (2021), arXiv:2007.11630 [hep-lat].
- [37] G. Magnifico, T. Felser, P. Silvi, and S. Montangero, Lattice quantum electrodynamics in  $(3+1)$ -dimensions at finite density with tensor networks, *Nature Communications* **12**, 3600 (2021), arXiv:2011.10658 [hep-lat].
- [38] P. Emonts, A. Kelman, U. Borla, S. Moroz, S. Gazit, and E. Zohar, Finding the ground state of a lattice gauge theory with fermionic tensor networks: A  $2 + 1D$   $F_2$  demonstration, *Phys. Rev. D* **107**, 014505 (2023), arXiv:2211.00023 [quant-ph].
- [39] A. Kelman, U. Borla, I. Gomelski, J. Elyovich, G. Roose, P. Emonts, and E. Zohar, Gauged gaussian projected entangled pair states: A high dimensional tensor network formulation for lattice gauge theories, *Phys. Rev. D* **110**, 054511 (2024), arXiv:2404.13123 [hep-lat].
- [40] S. Akiyama, Y. Meurice, and R. Sakai, Tensor renormalization group for fermions, *Journal of Physics: Condensed Matter* **36**, 343002 (2024), arXiv:2401.08542 [hep-lat].
- [41] S. Paeckel, T. Kohler, A. Swoboda, S. R. Manmana, U. Schollwöck, and C. Hubig, Time-evolution methods for matrix-product states, *Annals of Physics* **411**, 167998 (2019), arXiv:1901.05824 [cond-mat.str-el].
- [42] Z. Davoudi, M. Hafezi, C. Monroe, G. Pagano, A. Seif, and A. Shaw, Towards analog quantum simulations of lattice gauge theories with trapped ions, *Phys. Rev. Res.* **2**, 023015 (2020), arXiv:1908.03210 [quant-ph].
- [43] L. Funcke, T. Hartung, K. Jansen, and S. Kühn, Review on Quantum Computing for Lattice Field Theory, *Proceedings of The 39th International Symposium on Lattice Field Theory — PoS(LATTICE2022)* **430**, 228 (2023), arXiv:2302.00467 [hep-lat].
- [44] C. W. Bauer, Z. Davoudi, A. B. Balantekin, T. Bhattacharya, M. Carena, W. A. de Jong, P. Draper, A. El-Khadra, N. Gemelke, M. Hanada, D. Kharzeev, H. Lamm, Y.-Y. Li, J. Liu, M. Lukin, Y. Meurice, C. Monroe, B. Nachman, G. Pagano, J. Preskill, E. Rinaldi, A. Roggero, D. I. Santiago, M. J. Savage, I. Siddiqi, G. Siopsis, D. Van Zanten, N. Wiebe, Y. Yamauchi, K. Yeter-Aydeniz, and S. Zorretti, Quantum simulation for high-energy physics, *PRX Quantum* **4**, 027001 (2023), arXiv:2204.03381 [quant-ph].
- [45] J. C. Halimeh, M. Aidelsburger, F. Grusdt, P. Hauke, and B. Yang, Cold-atom quantum simulators of gauge theories, *Nature Physics* **21**, 25 (2025), arXiv:2310.12201 [cond-mat.quant-gas].
- [46] A. Di Meglio, K. Jansen, I. Tavernelli, C. Alexandrou, S. Arunachalam, C. W. Bauer, K. Borras, S. Carrazza, A. Crippa, V. Croft, R. de Putter, A. Delgado, V. Dunjko, D. J. Egger, E. Fernández-Combarro, E. Fuchs, L. Funcke, D. González-Cuadra, M. Grossi, J. C. Halimeh, Z. Holmes, S. Kühn, D. Lacroix, R. Lewis, D. Lucchesi, M. L. Martinez, F. Meloni, A. Mezzacapo, S. Montangero, L. Nagano, V. R. Pascuzzi, V. Radescu, E. R. Ortega, A. Roggero, J. Schuhmacher, J. Seixas, P. Silvi, P. Spentzouris, F. Tacchino, K. Temme, K. Terashi, J. Tura, C. Tüysüz, S. Vallecorsa, U.-J. Wiese, S. Yoo, and J. Zhang, Quantum computing for high-energy physics: State of the art and challenges, *PRX Quantum* **5**, 037001 (2024), arXiv:2307.03236 [quant-ph].
- [47] J. S. Pedernales, R. Di Candia, I. L. Egusquiza, J. Casanova, and E. Solano, Efficient quantum algorithm for computing  $n$ -time correlation functions, *Phys. Rev. Lett.* **113**, 020505 (2014), arXiv:1401.2430 [quant-ph].
- [48] H. Lamm, S. Lawrence, and Y. Yamauchi (NuQS Collaboration), General methods for digital quantum simulation of gauge theories, *Phys. Rev. D* **100**, 034518 (2019), arXiv:1903.08807 [hep-lat].
- [49] H. Lamm, S. Lawrence, and Y. Yamauchi (NuQS Collaboration), Parton physics on a quantum computer, *Phys. Rev. Res.* **2**, 013272 (2020), arXiv:1908.10439 [hep-lat].
- [50] M. G. Echevarria, I. L. Egusquiza, E. Rico, and G. Schnell, Quantum simulation of light-front parton correlators, *Phys. Rev. D* **104**, 014512 (2021), arXiv:2011.01275 [quant-ph].
- [51] R. D. Pisarski, Wilson loops in the hamiltonian formalism, *Phys. Rev. D* **105**, L111501 (2022), arXiv:2202.11122 [hep-th].
- [52] M. Kreshchuk, S. Jia, W. M. Kirby, G. Goldstein, J. P. Vary, and P. J. Love, Simulating hadronic physics on noisy intermediate-scale quantum devices using basis light-front quantization, *Phys. Rev. A* **103**, 062601 (2021), arXiv:2011.13443 [quant-ph].
- [53] M. Kreshchuk, W. M. Kirby, G. Goldstein, H. Beauchemin, and P. J. Love, Quantum simulation of quantum



- field theory in the light-front formulation, Phys. Rev. A **105**, 032418 (2022), arXiv:2002.04016 [quant-ph].
- [54] T. Li, X. Guo, W. K. Lai, X. Liu, E. Wang, H. Xing, D.-B. Zhang, and S.-L. Zhu (QuNu Collaboration), Partonic collinear structure by quantum computing, Phys. Rev. D **105**, L111502 (2022), arXiv:2106.03865 [hep-ph].
- [55] W. Qian, R. Basili, S. Pal, G. Luecke, and J. P. Vary, Solving hadron structures using the basis light-front quantization approach on quantum computers, Phys. Rev. Res. **4**, 043193 (2022), arXiv:2112.01927 [quant-ph].
- [56] S. Grieninger, K. Ikeda, and I. Zahed, Quasiparton distributions in massive qed2: Toward quantum computation, Phys. Rev. D **110**, 076008 (2024), arXiv:2404.05112 [hep-ph].
- [57] The method has been presented at the 41st International Symposium on Lattice Field Theory [72]. Similar ideas have since been applied to a purely fermionic model [78].
- [58] J. Schwinger, Gauge invariance and mass. ii, Phys. Rev. **128**, 2425 (1962).
- [59] S. Coleman, R. Jackiw, and L. Susskind, Charge shielding and quark confinement in the massive schwinger model, Annals of Physics **93**, 267 (1975).
- [60] We use Einstein summation convention, the slashed notation  $\not{A} = \gamma^\mu A_\mu$  with  $\gamma^0 = \sigma_z = \begin{pmatrix} 1 & 0 \\ 0 & -1 \end{pmatrix}$  and  $\gamma^1 = i\sigma_y = \begin{pmatrix} 0 & 1 \\ -1 & 0 \end{pmatrix}$ ,  $\bar{\Psi} = \Psi^\dagger \gamma^0$ , and  $\sigma^\pm = \frac{1}{2}(\sigma^x \pm i\sigma^y) = \frac{1}{2} \begin{pmatrix} 0 & 1 \pm 1 \\ 1 \mp 1 & 0 \end{pmatrix}$ .
- [61] J. Kogut and L. Susskind, Hamiltonian formulation of wilson's lattice gauge theories, Phys. Rev. D **11**, 395 (1975).
- [62] M. C. Bañuls, K. Cichy, J. I. Cirac, and K. Jansen, The mass spectrum of the schwinger model with matrix product states, Journal of High Energy Physics **2013**, 158 (2013), arXiv:1305.3765 [hep-lat].
- [63] C. J. Hamer, Z. Weihong, and J. Oitmaa, Series expansions for the massive schwinger model in hamiltonian lattice theory, Phys. Rev. D **56**, 55 (1997), arXiv:hep-lat/9701015 [hep-lat].
- [64] T. Banks, L. Susskind, and J. Kogut, Strong-coupling calculations of lattice gauge theories: (1 + 1)-dimensional exercises, Phys. Rev. D **13**, 1043 (1976).
- [65] C. Muschik, M. Heyl, E. Martinez, T. Monz, P. Schindler, B. Vogell, M. Dalmonte, P. Hauke, R. Blatt, and P. Zoller, U(1) wilson lattice gauge theories in digital quantum simulators, New Journal of Physics **19**, 103020 (2017), arXiv:1612.08653 [quant-ph].
- [66] R. Dempsey, I. R. Klebanov, S. S. Pufu, and B. Zan, Discrete chiral symmetry and mass shift in the lattice hamiltonian approach to the schwinger model, Phys. Rev. Res. **4**, 043133 (2022), arXiv:2206.05308 [hep-th].
- [67] T. Angelides, L. Funcke, K. Jansen, and S. Kühn, Computing the mass shift of wilson and staggered fermions in the lattice schwinger model with matrix product states, Phys. Rev. D **108**, 014516 (2023), arXiv:2303.11016 [hep-lat].
- [68] T. Angelides, L. Funcke, K. Jansen, and S. Kühn, Mass Renormalization of the Schwinger Model with Wilson and Staggered Fermions in the Hamiltonian Lattice Formulation, Proceedings of The 39th International Symposium on Lattice Field Theory — PoS(LATTICE2022) **430**, 046 (2023), arXiv:2211.12169 [hep-lat].
- [69] A. Irving and A. Thomas, Finite lattice fermions and gauge fields in 1+1 dimensions, Nuclear Physics B **215**, 23 (1983).
- [70] Notice that, at the initial time, a single (positive) static charge sits on the same vertex as the initial fermionic operator, thus canceling the change in electric flux introduced by the latter.
- [71] From here on, we use a notation where site 0 is an even site in the middle of the lattice.
- [72] M. Schneider, M. C. Bañuls, K. Cichy, and C.-J. D. Lin, Parton Distribution Functions in the Schwinger Model with Tensor Networks, Proceedings of The 41st International Symposium on Lattice Field Theory — PoS(LATTICE2024) **466**, 024 (2025), arXiv:2409.16996 [hep-lat].
- [73] H. F. Trotter, On the product of semi-groups of operators, Proceedings of the American Mathematical Society **10**, 545 (1959).
- [74] M. Suzuki, Fractal decomposition of exponential operators with applications to many-body theories and monte carlo simulations, Physics Letters A **146**, 319 (1990).
- [75] M. C. Bañuls, K. Cichy, J. I. Cirac, K. Jansen, and H. Saito, Thermal evolution of the schwinger model with matrix product operators, Phys. Rev. D **92**, 034519 (2015), arXiv:1511.00794 [hep-lat].
- [76] J. Dai, J. Hughes, and J. Liu, Perturbative analysis of the massless schwinger model, Phys. Rev. D **51**, 5209 (1995).
- [77] J. Dai, J. Hughes, and J. Liu, Next-to-leading order parton model calculations in the massless schwinger model, Physics Letters B **327**, 347 (1994), arXiv:hep-ph/9402264 [hep-ph].
- [78] Z.-B. Kang, N. Moran, P. Nguyen, and W. Qian, Partonic distribution functions and amplitudes using tensor network methods, arXiv e-prints, arXiv:2501.09738 (2025), arXiv:2501.09738 [hep-ph].
- [79] D. Crewther and C. Hamer, Eigenvalues for the massive schwinger model from a finite-lattice hamiltonian approach, Nuclear Physics B **170**, 353 (1980).
- [80] M. Henneaux and C. Teitelboim, *Quantization of Gauge Systems*, Princeton paperbacks (Princeton University Press, 1992).
- [81] The full Lagrangian or Hamiltonian is the spatial integral over the corresponding density. We use  $\int dz(\partial_1 A_0)E = \int dz[\partial_1(A_0 E) - A_0 \partial_1 E]$  with the first term vanishing for  $A_0 E = 0$  at the boundaries.
- [82] E. Zohar and M. Burrello, Formulation of lattice gauge theories for quantum simulations, Phys. Rev. D **91**, 054506 (2015), arXiv:1409.3085 [quant-ph].
- [83] We only find deviations from this for large  $|\Delta z|$ , where the matrix elements become small and numerical errors dominate.

## End Matter

*Appendix A: Hamiltonian formulation of the Schwinger model* — In the following, we introduce our conventions, and explain the main steps to obtain the spin model Hamiltonian [62–65, 69, 79] from the massive Schwinger model Lagrangian including static charges. We start from the Lagrange density in eq. (2) but include the coupling to an external current  $j^\mu$ :

$$\mathcal{L} = \bar{\Psi}(i\partial\!\!\!/ - g\hat{A} - m)\Psi - \frac{1}{4}F_{\mu\nu}F^{\mu\nu} - A_\mu j^\mu. \quad (7)$$

We consider a static charge density  $\rho$  with external current  $j^\mu = (\rho, 0)$ . The Hamiltonian density follows from a Legendre transformation (see [60] for our choice of  $\gamma$ -matrices):

$$\begin{aligned} \mathcal{H}_{\text{Sch}} = & -i\bar{\Psi}\gamma^1(\partial_1 + igA_1)\Psi + m\bar{\Psi}\Psi + \frac{1}{2}E^2 \\ & + (\partial_1 A_0)E + A_0(g\Psi^\dagger\Psi + \rho). \end{aligned} \quad (8)$$

The electric field is defined as  $E = F_{0,1} = \partial_0 A_1 - \partial_1 A_0$ . The momentum that is conjugate to  $A_0$  vanishes,  $\frac{\partial\mathcal{L}}{\partial(\partial_0 A_0)} = 0$ . Therefore,  $A_0$  is not a dynamical degree of freedom but has the role of a Lagrange multiplier [80], which enforces Gauss's law [81]:

$$\partial_1 E = g\Psi^\dagger\Psi + \rho. \quad (9)$$

Consequently, without loss of generality, we can make use of the temporal gauge  $A_0 = 0$  in the following, with Gauss's law as an additional constraint.

For a lattice formulation, we use Kogut-Susskind staggered fermions [61], with fermionic fields

$$\frac{1}{\sqrt{a}}\phi_n \equiv \begin{cases} \Psi_{\text{upper}}(na) & \text{if } n \text{ even} \\ \Psi_{\text{lower}}(na) & \text{if } n \text{ odd,} \end{cases} \quad (10)$$

containing only the upper or lower components of the Dirac spinors. The Hamiltonian becomes

$$\begin{aligned} H_{\text{latt}} = & -\frac{i}{2a} \sum_n \left( \phi_n^\dagger e^{i\theta_n} \phi_{n+1} - \phi_{n+1}^\dagger e^{-i\theta_n} \phi_n \right) \\ & + m_{\text{lat}} \sum_n (-1)^n \phi_n^\dagger \phi_n + \frac{ag^2}{2} \sum_n L_n^2. \end{aligned} \quad (11)$$

Here,  $m_{\text{lat}} = m - \frac{ag^2}{8}$  contains the additive renormalization [66–68]. We introduce the variables  $\theta_n \equiv agA_1(na)$  and  $L_n \equiv \frac{1}{g}E(na)$ , and impose the canonical commutation relation

$$[\theta_n, L_m] = i\delta_{n,m} \quad (12)$$

to quantize the system. In a ladder space, the operators can be represented as angular momentum operator  $L|l\rangle = l|l\rangle$  and rising or lowering operators  $e^{\pm i\theta}|l\rangle = |l \pm 1\rangle$  [64, 69]. Thus,  $L_n$  measures the electric flux on

a link from site  $n$  to site  $n+1$ , while the gauge link  $W_n = e^{i\theta_n}$  lowers the electric flux on that link by one unit.

We apply a residual gauge transformation

$$\tilde{\phi}_n \equiv \phi_n \prod_{k \geq n} (e^{i\theta_k}), \quad (13)$$

and a Jordan Wigner transformation

$$\tilde{\phi}_n \equiv \prod_{k < n} (-i\sigma_k^z) \sigma_n^-. \quad (14)$$

Furthermore, we subtract the ground-state energy  $E_0 = -\sum_{n \text{ odd}} m$  of the strong coupling limit and scale the Hamiltonian by a factor  $\frac{2}{ag^2}$  to obtain

$$\begin{aligned} H_{\text{spin}} = & x \sum_n (\sigma_n^+ \sigma_{n+1}^- + \sigma_{n+1}^- \sigma_n^+) \\ & + \frac{\mu}{2} \sum_n [1 + (-1)^n \sigma_n^z] + \sum_n L_n^2, \end{aligned} \quad (15)$$

with  $\mu \equiv \frac{2}{ag^2} m_{\text{lat}}$  and  $x \equiv \frac{1}{a^2 g^2}$ .

Physical states need to fulfill Gauss's law, which becomes on the lattice

$$L_n - L_{n-1} = Q_n \quad (16)$$

where  $Q_n$  is the charge in the staggered prescription [63, 82],

$$\begin{aligned} Q_n = & \phi_n^\dagger \phi_n - \frac{1}{2} [1 - (-1)^n] + q_n \\ = & \frac{1}{2} [(-1)^n + \sigma_n^z] + q_n, \end{aligned} \quad (17)$$

with  $q_n$  being the external (static) charge on vertex  $n$ .

The Hilbert space can be restricted to the physical states only, expressing the non-dynamical gauge degrees of freedom in terms of the spin variables by summing all the charges to the left of a gauge link. After the Jordan-Wigner transformation, the electric flux operator in the physical Hilbert space reads

$$L_n = \frac{1}{2} \sum_{k \leq n} ((-1)^k + \sigma_k^z + 2q_k). \quad (18)$$

Inserting this in eq. (15) leads to the Hamiltonian in eq. (3).

*Appendix B: Wilson line in the physical subspace* — Let us define  $U(\Delta t)$  to be the evolution operator with the (fermionic) lattice Schwinger Hamiltonian in eq. (11) for a time interval  $\Delta t$ :

$$U(\Delta t) = e^{-i\Delta t H}. \quad (19)$$

The operator whose matrix element we want to compute, for the line going from  $(m, t_m)$  to  $(n, t_n)$  and assuming  $n > m$ , is of the form

$$\phi_n^\dagger(t_n) e^{-i\theta_{n-1}(t_{n-1})} e^{-i\theta_{n-2}(t_{n-2})} \dots e^{-i\theta_m(t_m)} \phi_m(t_m). \quad (20)$$



Each time argument indicates the Heisenberg picture evolved operator, for instance

$$\phi_n(t_n) = U^\dagger(t_n)\phi_n U(t_n). \quad (21)$$

Therefore, for the Wilson line (without loss of generality let us set  $t_m = 0$ ), we can write

$$W(m \rightarrow n) = U^\dagger(t_{n-1})e^{-i\theta_{n-1}}U(\Delta t)e^{-i\theta_{n-2}}U(\Delta t) \dots e^{-i\theta_{m+1}}U(\Delta t)e^{-i\theta_m}, \quad (22)$$

where  $\Delta t$  corresponds to the evolution between the steps. With the definition

$$\tilde{\theta}_s = \sum_{k=m}^s \theta_k, \quad (23)$$

we can rewrite the Wilson line as

$$W(m \rightarrow n) = U^\dagger(t_{n-1})e^{-i\tilde{\theta}_{n-1}}e^{i\tilde{\theta}_{n-2}}U(\Delta t)e^{-i\tilde{\theta}_{n-2}}e^{i\tilde{\theta}_{n-3}}U(\Delta t) \dots e^{-i\tilde{\theta}_{m+1}}e^{i\tilde{\theta}_m}U(\Delta t)e^{-i\tilde{\theta}_m} \quad (24)$$

$$= U^\dagger(t_{n-1})e^{-i\tilde{\theta}_{n-1}}U_{n-2}(\Delta t)U_{n-3}(\Delta t) \dots U_{m+1}(\Delta t)U_m(\Delta t), \quad (25)$$

where

$$U_s(\Delta t) = e^{i\tilde{\theta}_s}U(\Delta t)e^{-i\tilde{\theta}_s} \quad (26)$$

is the evolution operator for one step  $\Delta t$  transformed by the partial string from the starting point  $m$  of the Wilson line to  $s$ . Using that  $\theta$  and  $L$  are canonically conjugate variables (see eq. (12)), the action of the string on the evolution operator reduces to transforming the electric flux terms in the Hamiltonian as

$$e^{i\theta_n}L_n e^{-i\theta_n} = L_n - 1. \quad (27)$$

This means that  $U_s(\Delta t)$  is the evolution operator with a modified Hamiltonian, where all links from  $m$  to  $s$  see a displaced flux.

In our implementation, the fermionic operators contain flux strings going to the right boundary (see eq. (13)). These can be canceled by inserting pairs  $e^{i\sum_{k \geq m} \theta_k} e^{-i\sum_{k \geq m} \theta_k}$  between pairs of  $U_s$  and defining a new time evolution operator with a displaced flux

$$\begin{aligned} \tilde{U}_s(\Delta t) &= e^{-i\sum_{k \geq m} \theta_k} e^{i\tilde{\theta}_s} U(\Delta t) e^{-i\tilde{\theta}_s} e^{i\sum_{k' \geq m} \theta'_k} \\ &= e^{-i\sum_{k > s} \theta_k} U(\Delta t) e^{i\sum_{k' > s} \theta'_k}. \end{aligned} \quad (28)$$

Then, the operator in eq. (20) becomes

$$U^\dagger(t_n)\tilde{\phi}_n^\dagger \tilde{U}_{n-1}(\Delta t) \dots \tilde{U}_{m+1}(\Delta t) \tilde{U}_m(\Delta t) \tilde{\phi}_m. \quad (29)$$

An evolution with the modified Hamiltonian thus corresponds to stopping the flux line from the initial fermion

operator with the static charge. The operators  $e^{i\sum_{k \geq s} \theta_k}$  and  $e^{-i\sum_{k \geq s} \theta_k}$  have the same effect as increasing or decreasing the static charge  $q_s$  by one unit, respectively. This formalism allows us to calculate matrix elements without direct access to the gauge degrees of freedom of the state in the spin description, by moving a static charge stepwise in each zigzag step. Note that the evolution in eq. (6) corresponds to two lattice sites per time evolution step, with static charges always at odd sites, and that we start with a time evolution followed by a spatial evolution.

## Supplemental Material: systematic errors and extrapolations

Our approach to calculating PDFs in the Schwinger model involves discretizations and cutoffs. Here, we analyze the errors introduced by these approximations and discuss how they can be mitigated through extrapolations. Generally, one could extrapolate in all parameters subsequently, as in the strategy employed in [62]. Specifically, this requires extrapolating in  $L_{\text{cut}}$ ,  $D$ ,  $N_\tau$ ,  $x$ , and  $\tilde{V}$ . If we were to consider only four data points for each extrapolation, this would necessitate  $4^5 = 1024$  different parameter sets for each mass value. This would be feasible with sufficient computational time if high accuracies were required. Instead, we adopt a more resource-efficient method in this work.

Initially, we compute the PDF from matrix elements at a fixed point in the parameter space. We choose  $L_{\text{cut}} = 10$ ,  $D = 80$ ,  $N_\tau = 100$  and, for the mass  $\tilde{m} = 10$  discussed here as an example,  $x = 100$  and  $\tilde{V} = 100$ . We then systematically vary each parameter individually to assess the error that occurs when the corresponding parameter is kept finite. The final result is obtained by an extrapolation in one of the parameters, such as  $\tilde{V}$  (for  $\tilde{m} = 10$  in fig. 4) or  $x$  (for all other masses and in fig. 3), which dominate the errors for our parameter choice (see fig. 5 for the contributions to the total error). We estimate the uncertainty for the case  $\tilde{m} = 10$  from the spread of extrapolations in the other parameters and combine them together with the uncertainty due to the extrapolation in  $\tilde{V}$ . The resulting error band can be seen in fig. 4. In all other cases ( $\tilde{m} \neq 10$  and fig. 3), we only take the continuum limit and the error bands correspond to the uncertainty of this extrapolation in  $x$ .

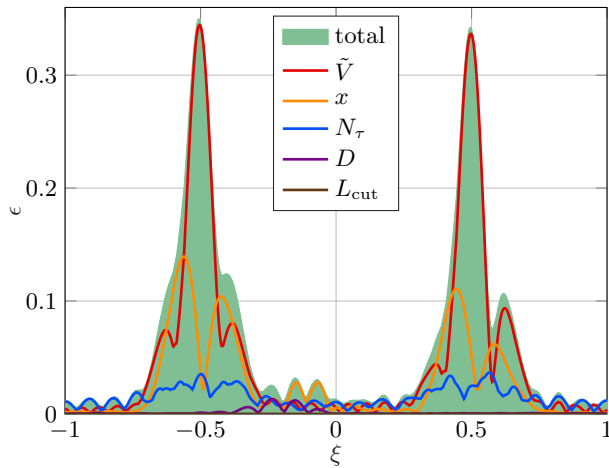


FIG. 5. Total error of the PDF for  $\tilde{m} = 10$  in fig. 4 and contributions from different error sources. The relative error at  $\xi = \pm 0.5$  is 6%.

## Bond dimension

To assess the impact of the finite bond dimension on the matrix elements and PDFs, we perform simulations with  $D \in \{40, 80, 120\}$ . Accurate results can be obtained for  $D \geq 40$ . Our simulations show that the matrix elements vary on the order of  $10^{-3}$  if scaled by the maximum amplitude of the matrix elements. For the PDF, each data point varies at most by  $10^{-3}$  in absolute units. We set  $D = 80$  in all subsequent simulations, making the error due to the finite bond dimension sub-leading (see fig. 5 for a comparison of error sources). We estimate the error  $\epsilon_D$  as the maximum deviation between the results obtained with  $D = 80$  and those with  $D \in \{40, 120\}$ . This estimation is done for each value of  $\Delta z$  and  $\xi$  for the matrix elements and PDFs, respectively. We note that  $D$  also serves as the truncation parameter for the MPS after each time evolution step, with  $\chi = D$  in our simulations.

## Trotterization

In each zigzag step in the evolution of the Wilson line, the state is evolved by a time step  $\Delta t$ , further divided into  $N_\tau$  Trotter steps of size  $\tau$ . The exact time evolution is recovered in the  $N_\tau \rightarrow \infty$  limit. To examine the dependence on  $N_\tau$ , we conduct simulations with a range of values for  $N_\tau$ , as shown in fig. 6. The real part of the matrix elements vanishes as  $N_\tau \rightarrow \infty$  (fig. 6a), while the imaginary part converges to an oscillating function that vanishes for large distances (fig. 6b).

We extrapolate to  $N_\tau \rightarrow \infty$ , but note that these extrapolations are only used to estimate the error due to a finite  $N_\tau$  in the central value of the PDF quoted in this work. We apply three different fit functions (all extrapolation parameters  $c_i$  are real):

**fit1** Because of the second-order Suzuki-Trotter decomposition employed in our simulation, the error is expected to be of order  $N_\tau^{-2}$ . We therefore apply a second-order fit to the real part of the matrix elements for each value of  $\Delta z$  independently,  $\text{Re}(\mathcal{M}(\Delta z)) = c_1(\Delta z) + c_2(\Delta z) \cdot N_\tau^{-2}$ . The imaginary part is sensitive to higher orders, and we fit  $\text{Im}(\mathcal{M}(\Delta z)) = c_3(\Delta z) + c_4(\Delta z) \cdot N_\tau^{-2} + c_5(\Delta z) \cdot N_\tau^{-4}$ .

**fit2** The trotterized Hamiltonian remains unitary, and we find that each time evolution step by  $\tau$  introduces an error in the form of a phase factor. We therefore fit the function  $\mathcal{M}(\Delta z) = c_6(\Delta z) e^{i c_7 N_\tau^{-2} \Delta z}$ . All complex values  $\mathcal{M}(\Delta z)$  are utilized simultaneously to fit the  $\frac{N}{2}$  values  $c_6(\Delta z)$  and one global phase factor  $c_7$ .

**fit3** Similarly to fit2, but allowing  $c_7$  to vary with  $\Delta z$ . The resulting phase factors for different  $\Delta z$  agree

with the value obtained from fit2 (see e.g. legend entries of subfigures c) - f) in fig. 6) [83]. This confirms the validity of the ansatz in fit2.

For subsequent computations, we set  $N_\tau = 100$  and estimate the error arising from this finite choice as  $\epsilon_{N_\tau} = \max |\mathcal{M}(N_\tau > 100) - \mathcal{M}(100)|$ . This corresponds to the maximum distance between the matrix element at  $N_\tau = 100$  and those with larger  $N_\tau$ , including the extrapolated values with  $N_\tau \rightarrow \infty$ . Symmetric errors are assumed:  $\mathcal{M} = \mathcal{M}(N_\tau = 100) \pm \epsilon_\tau$ . With this procedure, we can estimate the error in a conservative way for the data with finite  $N_\tau = 100$ . The results are shown as error bars in fig. 6 on the matrix element at  $N_\tau = 100$ .

### Truncation of electric flux

The time evolution operator for the electric part of the Hamiltonian is implemented as a matrix product operator (MPO) [75], which is restricted to changes in the electric flux in the range  $-L_{\text{cut}}$  to  $L_{\text{cut}}$ . Varying  $L_{\text{cut}}$  allows us to extrapolate to  $L_{\text{cut}} \rightarrow \infty$  and to estimate the error  $\epsilon_{L_{\text{cut}}}$  due to the finite truncation  $L_{\text{cut}} = 10$  that we use in all other calculations, similarly to the previous analysis of the error caused by  $N_\tau$ . The estimate is the maximum difference between the value with  $L_{\text{cut}} = 10$  and the values with  $L_{\text{cut}} > 10$ , including extrapolations  $L_{\text{cut}} \rightarrow \infty$  with three different fit models (linear or quadratic in  $\frac{1}{L_{\text{cut}}}$ , or both). Figure 7 shows an example of the dependence of a matrix element on  $L_{\text{cut}}$ . We generally find that a cutoff  $L_{\text{cut}} = 1$  leads to qualitatively incorrect results, while  $L_{\text{cut}} = 2$  reproduces the PDF with errors of the order  $10^{-4}$ . The errors for  $L_{\text{cut}} = 10$  are further reduced by one order of magnitude, making the effect of the cutoff completely negligible in the total error budget (see also fig. 5 for a comparison of error sources).

### Continuum limit

The continuum limit corresponds to  $a = \frac{1}{g\sqrt{x}} \rightarrow 0$ , or equivalently  $x \rightarrow \infty$ . To study this limit, we keep the volume  $\tilde{V} = \tilde{m} \cdot \frac{N}{\sqrt{x}}$  fixed and vary  $x$ . Since matrix elements at different  $x$  are not evaluated at the same physical distances  $\frac{\Delta z}{2\sqrt{x}}$ , we extrapolate the  $f_\Psi(\xi)$  rather than the matrix elements. The PDF and examples of the extrapolations are shown in fig. 8. We apply linear and quadratic fits in the lattice spacing. Similarly to the analysis of the Trotter error, the maximal difference of the PDF from the point  $x = 100$  for all extrapolated values and all points with  $x > 100$  is taken as an estimate of the error  $\epsilon_x$  due to a finite  $x$  in our simulations (green

error bars at  $\frac{1}{\sqrt{x}} = 0.1$  in fig. 8). It contributes to the total error (see fig. 5) and, therefore, to the error band for  $\tilde{m} = 10$  in fig. 4.

Instead of estimating the errors, we can also take the continuum limit at fixed  $\tilde{V}$ . We take the maximum  $f_{\text{max}}$  and the minimum  $f_{\text{min}}$  among the extrapolations and the value at  $x = 100$ . The continuum limit is taken to be the central value  $\frac{f_{\text{max}} + f_{\text{min}}}{2}$  with errors  $\pm \frac{f_{\text{max}} - f_{\text{min}}}{2}$  (black pentagons with error bars at  $\frac{1}{\sqrt{x}} = 0$  in fig. 8). This procedure is applied to obtain the continuum extrapolations in fig. 3 for  $\tilde{m} = 10$  at a fixed volume  $\tilde{V} = 100$ , and in fig. 4 for all masses except  $\tilde{m} = 10$  where an extrapolation to  $\tilde{V} \rightarrow \infty$  is also performed.

### Infinite volume limit

We study the volume dependence in a way similar to the continuum limit. The number of lattice sites  $N$  is varied while the other parameters are kept fixed. We extrapolate to  $N \rightarrow \infty$  using linear and quadratic fits in  $\frac{1}{N}$ , as shown in fig. 9. We take the minimum and maximum among the fits and the result with  $N = 100$  which was used for the estimate of the other error sources. The PDF in the infinite volume limit is the midpoint between these extremal values (see black pentagons in fig. 9 and central value of the PDF with  $\tilde{m} = 10$  in fig. 4). The error  $\epsilon_{\tilde{V}}$  corresponds to the distances to the minimum or maximum (see error bars in fig. 9). The same strategy shows that the imaginary part of  $f_\Psi(\xi)$  vanishes within the errors. We currently only extrapolate to the infinite volume limit for  $\tilde{m} = 10$ . For this case, the central value of the extrapolation is shown in fig. 4, with error bars corresponding to the combined error of the infinite-volume extrapolation and all other error estimates.

### Total error

The estimated errors due to finite  $L_{\text{cut}}$ ,  $D$ ,  $N_\tau$ ,  $x$  and  $\tilde{V}$  are combined by quadrature to obtain an uncertainty band for the PDF in fig. 4 for  $\tilde{m} = 10$  (for all other masses, the error band corresponds only to the uncertainty of the continuum limit extrapolation). The final result is  $f_\Psi = f_\Psi(\tilde{V} \rightarrow \infty) \pm \epsilon$  with  $\epsilon = \sqrt{|\epsilon_D|^2 + |\epsilon_{N_\tau}|^2 + |\epsilon_{L_{\text{cut}}}|^2 + |\epsilon_x|^2 + |\epsilon_{\tilde{V}}|^2}$ . A comparison of error sources in fig. 5 shows that finite-volume and lattice-discretization errors dominate. The Trotter step size and bond dimension truncation have only subleading effects, while that of the electric field cutoff  $L_{\text{cut}}$  is negligible.

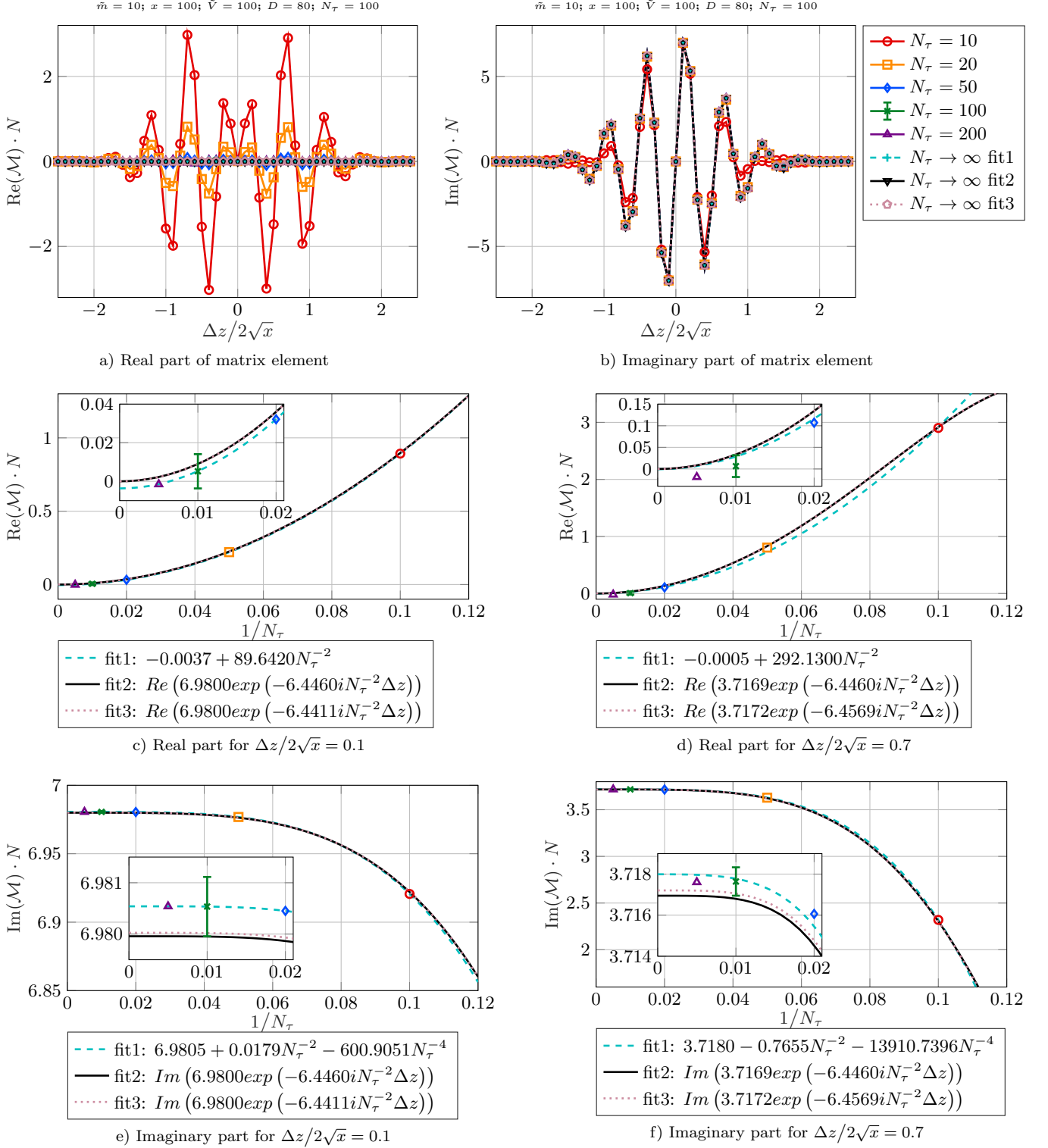


FIG. 6. Dependence of the matrix elements on the number of Trotter steps  $N_\tau$ . Three different fit models are applied to extrapolate to  $N_\tau \rightarrow \infty$ ; fit1 applies a polynomial fit for the real and imaginary parts of the matrix elements independently; fit2 assumes an exponential form with two parameters. A global fit is applied for all distances  $\Delta z$ ; fit3 makes use of the same exponential form, but the fit is done for each value of  $\Delta z$  independently. The error bar at  $N_\tau = 100$  is estimated as the maximal deviation from the extrapolations. See main text for further details.

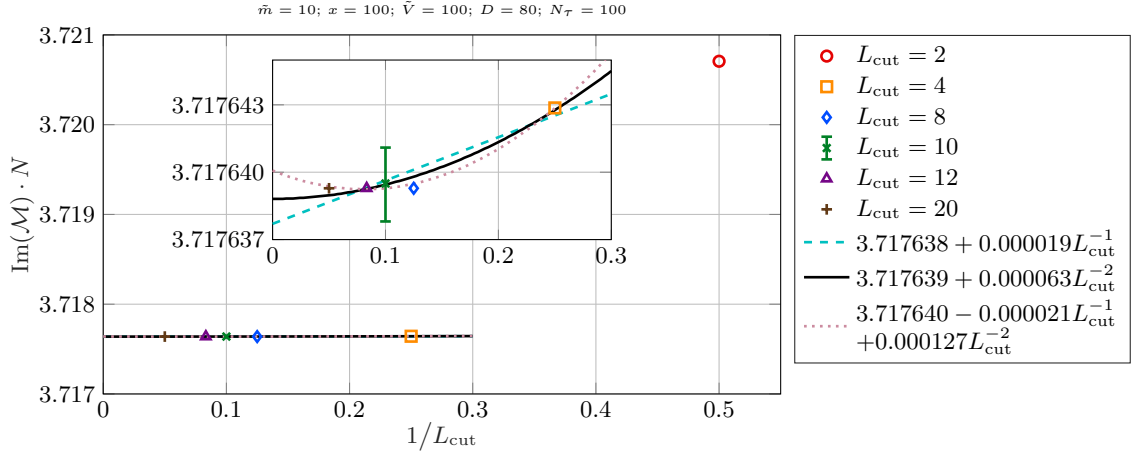


FIG. 7. Dependence of the Matrix elements on the truncation of the electric flux  $L_{\text{cut}}$ . Shown is the imaginary part for  $\Delta z/2\sqrt{x} = 0.7$ . Only values with  $L_{\text{cut}} \geq 4$  are used in the extrapolations. The error bar at  $L_{\text{cut}} = 10$  is estimated as the maximal deviation from the extrapolations.

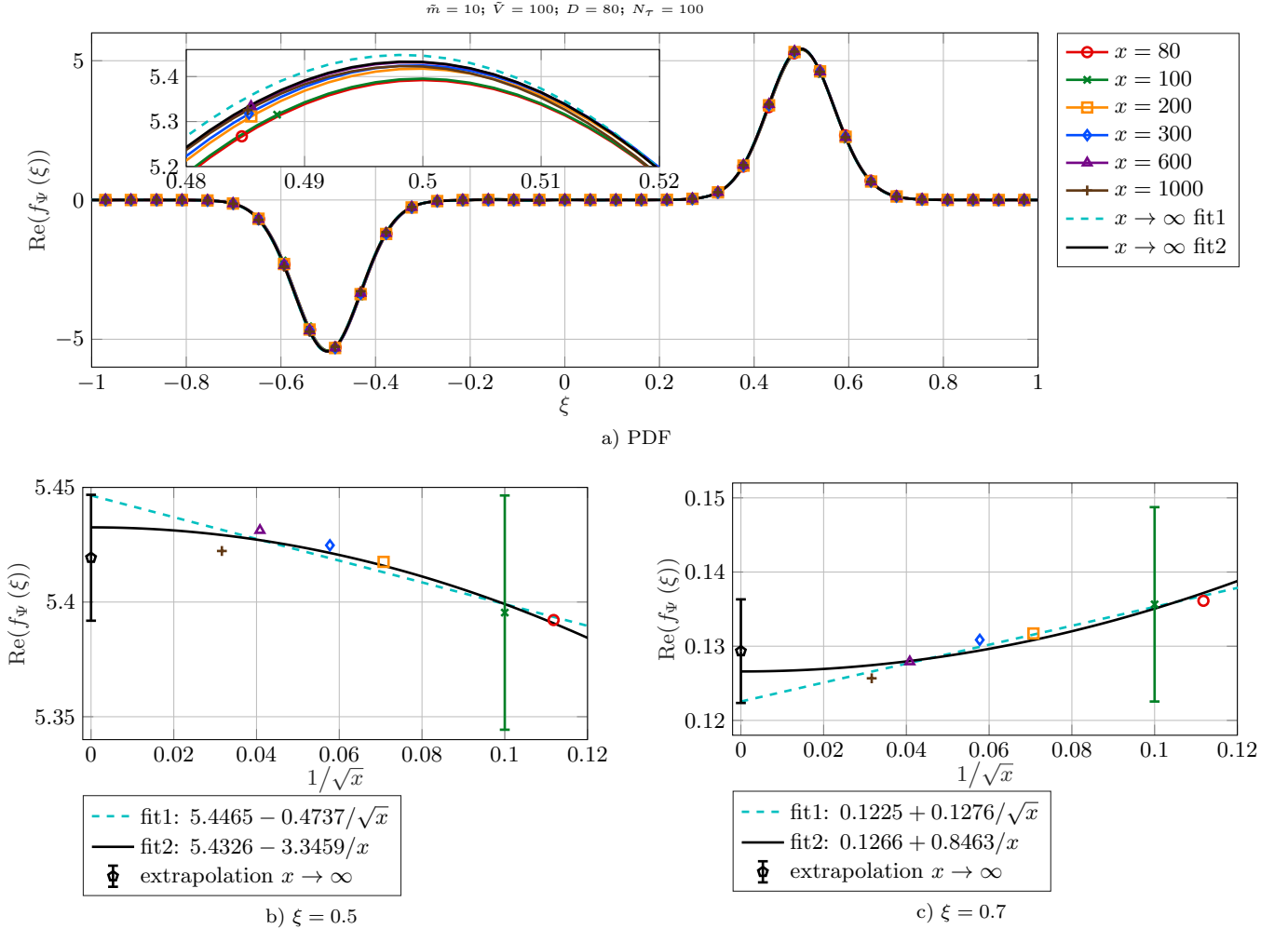


FIG. 8. Dependence of the PDF on  $x$ . Two fit models are applied for extrapolating to  $x \rightarrow \infty$ ; fit1: linear in lattice spacing  $a$ , fit2: quadratic in  $a$ . The green error bar at  $\frac{1}{\sqrt{x}} = 0.1$  is estimated as the maximal deviation from the extrapolations, and quantifies the uncertainty for simulations at a finite  $x = 100$ . The black pentagon with error bars corresponds to our continuum extrapolation. See main text for details.

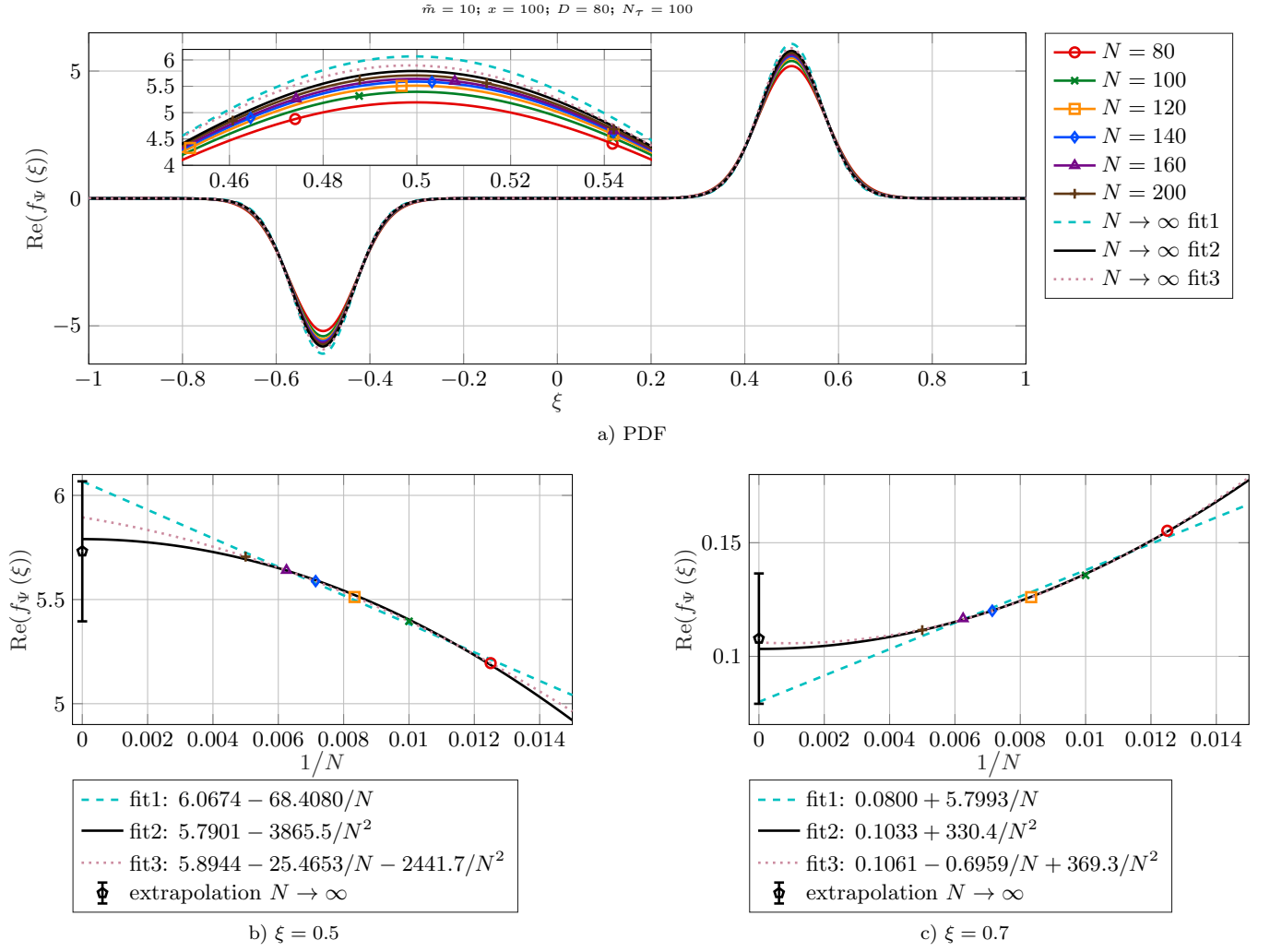


FIG. 9. Dependence of the PDF on the volume  $N$ . Three different fit models are applied to extrapolate to  $N \rightarrow \infty$ ; fit1: linear in  $1/N$ , fit2: quadratic in  $1/N$ , fit3: linear and quadratic terms. The black pentagon with error bars corresponds to our continuum extrapolation. See main text for details.