

A Unified Framework for Large-Scale Classification: Error Rate Control and Optimality

Yinrui Sun and Yin Xia

Department of Statistics and Data Science, Fudan University

Abstract

Classification is a fundamental task in supervised learning, while achieving valid misclassification rate control remains challenging due to possibly the limited predictive capability of the classifiers or the intrinsic complexity of the classification task. In this article, we address large-scale multi-class classification problems with general error rate guarantees to enhance algorithmic trustworthiness. To this end, we first introduce a notion of group-wise classification, which unifies the common class-wise and overall classifications as special cases. We then develop a unified algorithmic framework for the general group-wise classification that consists of three steps: Pre-classification, Selective p -value construction, and large-scale Post-classification decisions (PSP). Theoretically, PSP is distribution-free and provides valid finite-sample guarantees for controlling general group-wise false decision rates at target levels. To show the power of PSP, we demonstrate that the step of post-classification decisions never degrades the power of pre-classification, provided that pre-classification has been sufficiently powerful to meet the target error levels. Additionally, we further establish general power optimality theories for PSP from both non-asymptotic and asymptotic perspectives. Numerical results in both simulations and real data analysis validate the performance of the proposed PSP approach.

Keywords: Multi-class classification; Algorithmic trustworthiness; Conformal inference; Selective inference; False decision rate control; Power optimality.

1 Introduction

Classification is a fundamental task in supervised learning that aims to assign data points to different categories based on the observed features, and it serves as a crucial role in data-driven predictive analysis and decision-making. Over the past several decades, a wide range of classification algorithms have been developed, including logistic regression, discriminant analysis, k -nearest neighbors, random forests, support vector machines, neural networks, among others. These classifiers have been widely applied across various domains, such as medical diagnosis, image recognition, fraud detection, and automatic data labelling. The emergence of big data with increasingly complex patterns has further underscored the need to achieve trustworthy classification.

Nonetheless, ensuring trustworthiness in modern classifiers remains a significant challenge, particularly in terms of error controllability and class fairness. First, classification accuracy can be affected by multiple factors, including algorithm selection, hyperparameter tuning, model training, as well as external factors such as limited training sample sizes and the intrinsic complexity of the classification task. These uncertainties make it challenging to maintain misclassification errors below a pre-specified target threshold. The challenge is particularly pronounced in risk-sensitive applications, where even minimal errors can lead to severe risks and a low error level is often highly desirable. Second, fairness in classification may be compromised for classes that are inherently more complex to classify or are less represented in the training data. In such cases, classifiers may exhibit biases that favor the dominant classes and underperform on underrepresented or complex ones. This issue is especially critical in scenarios where the class-wise predictions are of primary interest. Given these challenges, developing classification algorithms with controllable error and fairness guarantees is essential for ensuring trustworthy predictive analysis and decision-making in practical applications.

In this article, we aim to address the large-scale classification problems with general error rate guarantees, including both class-wise and overall error control. Specifically, in the classification tasks with K classes, suppose that covariate features $X_1, \dots, X_m \in \mathcal{X}$ are observed for m subjects, where \mathcal{X} represents the feature space, and our objective is to simultaneously predict the corresponding class labels $Y_1, \dots, Y_m \in [K] := \{1, 2, \dots, K\}$ while controlling the general error rates as detailed in Section 2. To ensure the trustworthiness of classification, we introduce an additional indecision option alongside the K class labels. This allows the final label predictions $\hat{Y}_1, \dots, \hat{Y}_m$ to take values in $\{0\} \cup [K]$, where the prediction of 0 indicates the indecision. The indecision option serves as a rejec-

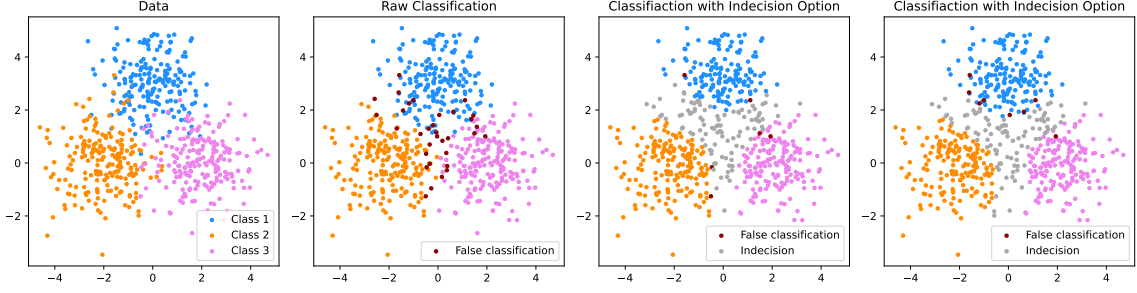


Figure 1: Illustration for classification with indecision option. The left panel presents the data with 3 classes. The middle-left panel shows the classification results by linear support vector machine. The two right panels show the classification results with indecisions by the proposed PSP approach in Algorithm 1 with class-wise and overall error control, respectively.

tion mechanism and enables the classifier to abstain from making a prediction when there is low confidence, which may arise from either the classifier’s limited predictive capability or the intrinsic ambiguity of certain subjects. By involving the indecisions, the classification potentially avoids unreliable predictions, thereby reducing the false classifications. Moreover, beyond improving the classification confidence, the indecision mechanism also facilitates the automatic identification of ambiguous subjects that may require further assessment such as human-intervened decisions. Such indecision option to reject classification is illustrated in Figure 1.

1.1 Related Works

Quantifying uncertainty and evaluating confidence for classification problems present significant challenges in modern data analysis due to the model complexity and algorithmic biases. Under parametric modelling for classification probability functions, the idea of bias correction (e.g., Javanmard and Montanari, 2014; Zhang and Zhang, 2014; van de Geer et al., 2014; Chernozhukov et al., 2018, 2022) can be employed to provide uncertainty quantification for estimated probability functions (Guo et al., 2021; Hou et al., 2023; Zhou et al., 2024). However, these approaches highly rely on the specific parametric model structures and large-sample asymptotics, which may fail in scenarios with complex data structures or limited sample sizes.

In contrast to the bias correction approaches for asymptotic and model-specific inference, conformal prediction approaches (Vovk et al., 2005; Shafer and Vovk, 2008; Angelopoulos and Bates, 2023) offer predictive analysis for distribution-free models and machine learning algorithms with confidence guarantees. Their advantages in model-free analysis and capability for uncertainty quantification have facilitated widespread appli-

cations in regression problems, where prediction intervals are constructed for continuous responses (e.g., Lei and Wasserman, 2014; Lei et al., 2018; Tibshirani et al., 2019; Romano et al., 2019; Barber et al., 2021; Lei and Candès, 2021; Candès et al., 2023; Dunn et al., 2023; Lee et al., 2023; Yang et al., 2024; Cauchois et al., 2024; Jin and Ren, 2024). Likewise, in classification problems, the conformal approach offers set-valued predictions for class labels (e.g., Sadinle et al., 2019; Romano et al., 2020; Angelopoulos et al., 2021; Cauchois et al., 2021; Podkopaev and Ramdas, 2021; Huang et al., 2024; Sesia et al., 2024; Bortolotti et al., 2025). Beyond the predictive inference for individual responses or labels, the idea of conformal approach has also been adapted to address large-scale hypothesis testing problems (e.g., Mary and Roquain, 2022; Bates et al., 2023; Jin and Candès, 2023a,b; Bashari et al., 2023; Marandon et al., 2024; Liang et al., 2024; Bai and Jin, 2024; Gao, 2025; Lee et al., 2025; Lee and Ren, 2025).

Another related line of research explores classification with the indecision options (e.g., Bartlett and Wegkamp, 2008; Yuan and Wegkamp, 2010; Cortes et al., 2016; Zhang et al., 2018; Mao et al., 2024a,b; Mohri et al., 2024; Ndaoud et al., 2024). Most of these works focus on minimizing the risk function that balances misclassification and rejection costs, while Ndaoud et al. (2024) considers misclassification risk minimization with a fixed rejection rate. To quantify the uncertainties in classification, Rava et al. (2021); Gang et al. (2024) consider the large-scale binary classification problems with class-wise error rate control. However, the approach in Gang et al. (2024) relies on the Gaussian model assumption and achieves only asymptotic error guarantee. While Rava et al. (2021) proposes a distribution-free method, it provides only approximate finite-sample error control. In addition, both works (Rava et al., 2021; Gang et al., 2024) are limited to class-wise error control and cannot accommodate other types of target errors. Furthermore, their methods do not extend to general multi-class classification problems. In general, developing multi-class classification algorithms with exact finite-sample guarantees under more general error rate frameworks remains an ongoing challenge.

1.2 Contributions

In this article, we aim to develop valid and powerful large-scale classification algorithm with indecision options to address multi-class classification problems with general error rate guarantees. Notably, we introduce a notion of group-wise classification, which unifies the class-wise and overall classifications along with the corresponding error rates. Methodologically, we propose a novel algorithmic framework for general group-wise classification that consists of three steps: Pre-classification, Selective p -value construction, and

large-scale Post-classification decisions (PSP). First, the pre-classification step conducts preliminary classification $\hat{Y}_j^{(\text{pre})} \in [K]$ for the target covariate X_j , $j \in [m]$. Next, the selective p -value construction step quantifies the uncertainties and provides the confidence levels for the pre-classification results. Finally, the step of large-scale post-classification decisions incorporates the constructed selective p -values into the proposed large-scale inference procedures to yield the final classification $\hat{Y}_j \in \{0, \hat{Y}_j^{(\text{pre})}\}$ for each $j \in [m]$.

Theoretically, under the proposed PSP framework, we establish valid finite-sample guarantees for controlling general group-wise false decision error rates, which accommodate both class-wise and overall error control. To show the power of PSP approach, we demonstrate that post-classification decisions never degrade the accuracy of pre-classification if it has been sufficiently powerful to meet the target error levels. Beyond, we further establish general optimality theories for the power of PSP by first deriving the oracle optimal decisions and then showing the approximations of PSP to the oracle from both non-asymptotic and asymptotic perspectives. Numerical studies in simulations and real data analysis validate the performance of the proposed PSP approach.

Overall, this article makes novel contributions to both methodology and theory. First, to the best of our knowledge, the proposed PSP framework is the first to accommodate both the class-wise and overall error rate control for general multi-class classification problems. This advancement address a significant gap in the existing literature. Second, the validity of error rate control is rigorously guaranteed in finite-sample settings. Besides, the PSP algorithm is distribution-free and supports the flexible integration of various machine learning classifiers in the implementation. Third, the established approximation theories not only demonstrate both the non-asymptotic and asymptotic power optimality of PSP, but also provide practical insights for implementing PSP to approximate the oracle. Furthermore, due to the incorporation of the idea of conformal inference in constructing the selective p -values in PSP, the derived optimality theories also shed light on the power of conformal approaches in inference problems. This contributes significantly to the advancement of optimality analysis and is of independent interest.

1.3 Article Organization

The remainder of the article is organized as follows. Section 2 formulates the problem setup and introduces a general framework of group-wise classification that unifies the considerations for class-wise and overall errors. Section 3 proposes the PSP algorithm for general group-wise classification problems. The steps of pre-classification, selective p -value construction and large-scale post-classification decisions are described separately

in Sections 3.1-3.3. Section 3.4 applies the PSP method to class-wise and overall classifications. In Section 4.1, we establish the validity of error rate control for PSP, and the theories of power analysis are developed in Section 4.2. Section 5 presents the simulation study, and real data analysis is provided in Section 6. All additional results and technical proofs are included in the supplementary material.

2 Problem Formulation

Recall that, the goal of this article is to address the large-scale classification problems with general error rate guarantees. In multi-class classification problems with K classes, we consider the setting where covariates $X_1, \dots, X_m \in \mathcal{X}$ are observed for m subjects, and the corresponding class labels $Y_1, \dots, Y_m \in [K]$ are to be predicted simultaneously by leveraging an additional available labelled hold-out dataset $(X_{m+i}, Y_{m+i}) \in \mathcal{X} \times [K], i \in [n]$. To achieve trustworthy classification with error rate control, as introduced in Section 1, we adopt the rejection mechanism that allows for indecision options for classification, yielding the final label predictions $\hat{Y}_1, \dots, \hat{Y}_m \in \{0\} \cup [K]$, where 0 indicates the rejection to make a classification. Such a rejection mechanism enables the algorithm to abstain from making decisions in cases of high uncertainty. Therefore, it potentially enhances the classification confidence and then ensures that the misclassification rate can be controlled below the target error level. Moreover, the subjects with indecisions can rather be identified as ambiguous cases that require further human-intervened evaluation and decision-making.

Building on the indecision options for classification, following the idea of false discovery rate (Benjamini and Hochberg, 1995) for multiple testing problems, we propose to control the following false decision rate (FDR), defined as the expectation of the false decision proportion (FDP):

$$\text{FDR} = \mathbb{E}\text{FDP}, \text{ FDP} = \frac{\sum_{j \in [m]} \mathbb{I}(\hat{Y}_j \neq 0, \hat{Y}_j \neq Y_j)}{1 \vee \sum_{j \in [m]} \mathbb{I}(\hat{Y}_j \neq 0)}. \quad (1)$$

While the overall FDR provides the measure of overall classification error among the decisions, however, it does not fully account for the class-wise performance of the classification. Thus, in addition to the overall FDR in (1), we also consider the class-wise FDR for error evaluation within individual classes:

$$\text{FDR}_k = \mathbb{E}\text{FDP}_k, \text{ FDP}_k = \frac{\sum_{j \in [m]} \mathbb{I}(\hat{Y}_j = k, Y_j \neq k)}{1 \vee \sum_{j \in [m]} \mathbb{I}(\hat{Y}_j = k)}, \quad k \in [K]. \quad (2)$$

To further generalize the error rate control, we unify the overall FDR and class-wise $\text{FDR}_k, k \in [K]$ above by introducing a notion of group-wise false decision rate. Specifically, let $\mathcal{G}_1, \dots, \mathcal{G}_G \subset [K]$ form a disjoint partition of the class set $[K]$ such that $[K] = \bigcup_{g \in [G]} \mathcal{G}_g$ and $\mathcal{G}_g \cap \mathcal{G}_{g'} = \emptyset$ for $g \neq g'$, and we define the group-wise FDR as

$$\text{FDR}_{\mathcal{G}_g} = \mathbb{E} \text{FDP}_{\mathcal{G}_g}, \text{FDP}_{\mathcal{G}_g} = \frac{\sum_{j \in [m]} \mathbb{I}(\hat{Y}_j \in \mathcal{G}_g, \hat{Y}_j \neq Y_j)}{1 \vee \sum_{j \in [m]} \mathbb{I}(\hat{Y}_j \in \mathcal{G}_g)}, g \in [G]. \quad (3)$$

This group-wise notion links to both overall and class-wise error rates. Specifically, when $G = 1$, we have $\mathcal{G}_1 = [K]$ and $\text{FDR}_{\mathcal{G}_1} = \text{FDR}$ in (1), whereas when $G = K$ with $\mathcal{G}_k = \{k\}, k \in [K]$, we have $\text{FDR}_{\mathcal{G}_k} = \text{FDR}_k$ in (2) for $k \in [K]$. Thus, the introduced group-wise $\text{FDR}_{\mathcal{G}_g}, g \in [G]$ provides a unified measure for evaluating the classification errors, and includes the overall and class-wise error rates as special cases. In this article, given a predetermined general partition $\mathcal{G}_g, g \in [G]$, our goal is to develop a powerful large-scale classification algorithm with valid $\text{FDR}_{\mathcal{G}_g}, g \in [G]$ control at the target error levels.

3 Methodology

In this section, to address the large-scale multi-class classification problems with valid group-wise FDR control, we develop a unified framework for group-wise classification with indecisions that consists of three steps: Pre-classification, Selective p -value construction, and large-scale Post-classification decisions (PSP). First, in the pre-classification step, the covariates of interest X_1, \dots, X_m are initially labelled by a pilot classifier, yielding preliminary labels $\hat{Y}_1^{(\text{pre})}, \dots, \hat{Y}_m^{(\text{pre})} \in [K]$. Second, selective p -values are constructed for each subject by using the labelled hold-out data $(X_{m+1}, Y_{m+1}), \dots, (X_{m+n}, Y_{m+n})$, which provide uncertainty quantification for the pre-classification results in the first step. Finally, the constructed selective p -values are incorporated into the proposed large-scale inference procedures to make final decisions $\hat{Y}_j \in \{0, \hat{Y}_j^{(\text{pre})}\}$ for $j \in [m]$.

The developed PSP approach for general group-wise classification is summarized in Algorithm 1, and will be detailed in the following Sections 3.1-3.3. Section 3.4 presents the specific implementation of PSP for the class-wise and overall classifications as special cases.

Algorithm 1 PSP Approach for General Group-Wise Classification

Inputs: Target data X_1, \dots, X_m ; labelled hold-out data $(X_{m+1}, Y_{m+1}), \dots, (X_{m+n}, Y_{m+n})$; partition groups $\mathcal{G}_1, \dots, \mathcal{G}_G$; pre-classification algorithm **PreClass**; score function $\mu =$

$(\mu_1, \dots, \mu_K) : \mathcal{X} \rightarrow \mathbb{R}^K$; target error levels $\alpha_{\mathcal{G}_g} \in (0, 1)$, $g \in [G]$.

PSP:

1. **Pre-classification.**

- (a) Let $\hat{Y}_j^{(\text{pre})} = \text{PreClass}(X_j, U_j) \in [K]$, $j \in [m+n]$ be the pre-classification results for target data and labelled hold-out data, where U_1, \dots, U_{m+n} represent the possible randomness in **PreClass**.
- (b) For $k \in [K]$, define the pre-classification sets for target data and labelled hold-out data:

$$\mathcal{S}_k = \left\{ j \in [m] : \hat{Y}_j^{(\text{pre})} = k \right\} \text{ and } \bar{\mathcal{S}}_k = \left\{ i \in [n] : \hat{Y}_{m+i}^{(\text{pre})} = k \right\}.$$

2. **Selective p -value construction.**

For $g \in [G]$, do:

For $k \in \mathcal{G}_g$, define the selective p -values:

$$p_j = \frac{1}{1 + \sum_{k' \in \mathcal{G}_g} |\bar{\mathcal{R}}_{k'}|} \left(1 + \sum_{k' \in \mathcal{G}_g} \sum_{i \in \bar{\mathcal{R}}_{k'}} \mathbb{I}(\mu_{k'}(X_{m+i}) \geq \mu_k(X_j)) \right), \quad j \in \mathcal{S}_k,$$

where $\bar{\mathcal{R}}_{k'} = \{i \in \bar{\mathcal{S}}_{k'} : Y_{m+i} \neq k'\}$.

3. **Large-scale post-classification decisions.**

For $g \in [G]$, do:

- (a) Let $p_{(\mathcal{G}_g, 1)} \leq \dots \leq p_{(\mathcal{G}_g, \sum_{k \in \mathcal{G}_g} |\mathcal{S}_k|)}$ denote the increasingly ordered values of $(p_j)_{j \in \bigcup_{k \in \mathcal{G}_g} \mathcal{S}_k}$.
- (b) Define $\hat{\theta}_{\mathcal{R}, \mathcal{G}_g} = \left(1 + \sum_{k \in \mathcal{G}_g} |\bar{\mathcal{R}}_k| \right) / \left(1 + \sum_{k \in \mathcal{G}_g} |\bar{\mathcal{S}}_k| \right)$.
- (c) Data-driven threshold:

$$\hat{t}_{\mathcal{G}_g} = p_{(\mathcal{G}_g, \hat{l}_{\mathcal{G}_g})}, \quad \hat{l}_{\mathcal{G}_g} = \max \left\{ l \in \left[\sum_{k \in \mathcal{G}_g} |\mathcal{S}_k| \right] : p_{(\mathcal{G}_g, l)} \leq \frac{l \alpha_{\mathcal{G}_g}}{\hat{\theta}_{\mathcal{R}, \mathcal{G}_g} \sum_{k \in \mathcal{G}_g} |\mathcal{S}_k|} \right\}.$$

If such $\hat{l}_{\mathcal{G}_g}$ doesn't exist, set $\hat{t}_{\mathcal{G}_g} = 0$.

- (d) Post-classification decisions: $\hat{Y}_j = \hat{Y}_j^{(\text{pre})} \mathbb{I}(p_j \leq \hat{t}_{\mathcal{G}_g})$ for $j \in \bigcup_{k \in \mathcal{G}_g} \mathcal{S}_k$.

Outputs: $\hat{Y}_j \in \{0\} \cup [K]$ for $j \in [m]$.

3.1 Pre-Classification

The first step of Algorithm 1 performs pre-classification that assigns the covariates of interest X_1, \dots, X_m to predicted class labels $\hat{Y}_1^{(\text{pre})}, \dots, \hat{Y}_m^{(\text{pre})} \in [K]$. Given a pilot classifier $\mu^{(\text{pre})}$, the pre-classification rule for X_j 's is generally expressed as $\hat{Y}_j^{(\text{pre})} = \text{PreClass}(\mu^{(\text{pre})}, X_j, U_j)$, where U_j captures the possible additional randomness in pre-

classification procedure. Several examples of classifiers and the corresponding classification rules are outlined below:

- $\mu^{(\text{pre})} : \mathcal{X} \rightarrow [K]$ is a hard-classifier, and the pre-classification rule is given by $\hat{Y}_j^{(\text{pre})} = \mu^{(\text{pre})}(X_j)$.
- $\mu^{(\text{pre})} = (\mu_1^{(\text{pre})}, \dots, \mu_K^{(\text{pre})}) : \mathcal{X} \rightarrow \mathbb{R}^K$ is a soft-classifier, where each component $\mu_k^{(\text{pre})}$ represents the confidence level for class k , and the pre-classification rule is given by $\hat{Y}_j^{(\text{pre})} = \arg \max_{k \in [K]} \mu_k^{(\text{pre})}(X_j)$. In cases where multiple classes attain the maximum value, $\hat{Y}_j^{(\text{pre})}$ can be uniformly sampled from the set $\arg \max_{k \in [K]} \mu_k^{(\text{pre})}(X_j)$, where the sampling randomness is encoded by U_j .
- $\mu^{(\text{pre})} = (\mu_1^{(\text{pre})}, \dots, \mu_K^{(\text{pre})}) : \mathcal{X} \rightarrow \mathbb{R}^K$ is a probabilistic soft-classifier, where the components represent the estimated class probabilities such that $\mu_k^{(\text{pre})} \geq 0, k \in [K]$ and $\sum_{k \in [K]} \mu_k^{(\text{pre})} = 1$, and the pre-classification $\hat{Y}_j^{(\text{pre})}$ is sampled from $[K]$ according to probability distribution $(\mu_1^{(\text{pre})}(X_j), \dots, \mu_K^{(\text{pre})}(X_j))$. The sampling randomness is encoded by U_j .

These examples are commonly used in practice and are provided here for illustration, while the proposed methodology remains general and is not restricted to these cases.

Following the pre-classification step for target covariates, we conduct the same pre-classification procedure for the covariates X_{m+1}, \dots, X_{m+n} in the hold-out dataset. This yields the predicted class labels $\hat{Y}_{m+i}^{(\text{pre})} := \text{PreClass}(\mu^{(\text{pre})}, X_{m+i}, U_{m+i}) \in [K]$ for $i \in [n]$, where U_{m+1}, \dots, U_{m+n} represents possible additional randomness. Given the pre-classified labels $\hat{Y}_1^{(\text{pre})}, \dots, \hat{Y}_{m+n}^{(\text{pre})}$, we define the pre-classification sets for the target data and hold-out data respectively for each $k \in [K]$:

$$\mathcal{S}_k = \left\{ j \in [m] : \hat{Y}_j^{(\text{pre})} = k \right\} \text{ and } \bar{\mathcal{S}}_k = \left\{ i \in [n] : \hat{Y}_{m+i}^{(\text{pre})} = k \right\}. \quad (4)$$

These sets serve as pilot label predictions similar to standard classification procedures in practical data analysis. While generally the pre-classification step does not provide any valid misclassification control, the subsequent two steps introduce inference procedures to quantify uncertainty and refine the pre-classification results.

It is worthy noting that we impose no restrictions on the choice of pilot classifier $\mu^{(\text{pre})}$ or the classification rule **PreClass**, thus providing broad flexibility for various classification problems and algorithms. The only requirement is that the pilot classifier $\mu^{(\text{pre})}$ is independent of the target and hold-out data $((X_1, Y_1), \dots, (X_{m+n}, Y_{m+n}))$ as well as the randomness (U_1, \dots, U_{m+n}) . This requirement is mild, as the additional randomness is typically generated independently, and the classifier $\mu^{(\text{pre})}$ can be obtained in

various ways, such as training a classifier or fine-tuning a pre-trained classifier on a separate hold-out dataset, which aligns with the splitting conformal approach (Papadopoulos et al., 2002; Lei et al., 2018), or directly using an external pre-trained classifier or a large foundation model. Given the independence structure, $\mu^{(\text{pre})}$ is treated as a deterministic function throughout the article, and the pre-classification is abbreviated as $\hat{Y}_j^{(\text{pre})} := \text{PreClass}(X_j, U_j)$ for $j \in [m+n]$.

3.2 Selective p -value Construction

Based on the pre-classification results, the second step constructs selective p -values for each subject $j \in [m]$ to evaluate the evidence for the pre-classification results by employing a score function $\mu = (\mu_1, \dots, \mu_K) : \mathcal{X} \rightarrow \mathbb{R}^K$, where each component μ_k represents the confidence level for class k . Similarly to the pilot classifier $\mu^{(\text{pre})}$ in pre-classification step, no restriction is imposed on the score μ except that it is assumed to be independent of $((X_1, Y_1), \dots, (X_{m+n}, Y_{m+n}))$ and (U_1, \dots, U_{m+n}) , and such a function can be obtained via an external model or a model trained on another hold-out dataset. Due to this independence, μ is viewed as a deterministic function throughout the article.

The construction of the selective p -values now proceeds as follows. Based on the predetermined groups $\mathcal{G}_1, \dots, \mathcal{G}_G$, we partition the sample index set $[m]$ of target data by leveraging the pre-classification sets obtained in the first step: $[m] = \bigcup_{g \in [G]} \bigcup_{k \in \mathcal{G}_g} \mathcal{S}_k$. Then, given the score function μ , for each group $g \in [G]$ and for each class $k \in \mathcal{G}_g$, the selective p -values are defined as:

$$p_j = \frac{1}{1 + \sum_{k' \in \mathcal{G}_g} |\bar{\mathcal{R}}_{k'}|} \left(1 + \sum_{k' \in \mathcal{G}_g} \sum_{i \in \bar{\mathcal{R}}_{k'}} \mathbb{I}(\mu_{k'}(X_{m+i}) \geq \mu_k(X_j)) \right), \quad j \in \mathcal{S}_k, \quad (5)$$

where $\bar{\mathcal{R}}_{k'} := \{i \in \bar{\mathcal{S}}_{k'} : Y_{m+i} \neq k'\}$ for $k' \in [K]$. Such a construction follows the idea of conformal p -values (Mary and Roquain, 2022; Bates et al., 2023; Jin and Candès, 2023b; Marandon et al., 2024). However, the selective nature of (5), both in the selection of subjects $j \in \mathcal{S}_k$ and the selection of scores $\{\mu_{k'}(X_{m+i})\}_{i \in \bar{\mathcal{R}}_{k'}, k' \in \mathcal{G}_g}$ based on the pre-classification results in the first step, distinguishes it from standard conformal p -values.

It is worthy noting that although the classification task is not a straightforward hypothesis testing problem, the constructed selective p_j in (5) can be interpreted as an evidence measure against the conceptualized null “ $\mathcal{H}_{0,j} : X_j$ does not belong to the class k , given that X_j is assigned to the class k in group \mathcal{G}_g in the pre-classification step”, for $j \in \mathcal{S}_k, k \in \mathcal{G}_g, g \in [G]$. It is clear that for group \mathcal{G}_g , the corresponding p -values are valued in $\{\frac{1}{1 + \sum_{k \in \mathcal{G}_g} |\bar{\mathcal{R}}_k|}, \dots, \frac{\sum_{k \in \mathcal{G}_g} |\bar{\mathcal{R}}_k|}{1 + \sum_{k \in \mathcal{G}_g} |\bar{\mathcal{R}}_k|}, 1\}$, and a smaller value of p_j implies stronger confidence

against the $\mathcal{H}_{0,j}$, thereby suggesting greater reliability of the pre-assigned class label.

3.3 Large-Scale Post-Classification Decisions

The final step conducts large-scale post-classification decisions $\hat{Y}_j \in \{0, \hat{Y}_j^{(\text{pre})}\}$ simultaneously for $j \in [m]$. Let $\alpha_{\mathcal{G}_g}, g \in [G]$ denote the predetermined error levels. To provide the group-wise FDR $_{\mathcal{G}_g}$ control at the level $\alpha_{\mathcal{G}_g}$, for each $g \in [G]$, we propose the following group-wise decisions based on the p -values constructed in (5):

$$\hat{Y}_j = \hat{Y}_j^{(\text{pre})} \mathbb{I}(p_j \leq \hat{t}_{\mathcal{G}_g}), \quad j \in \bigcup_{k \in \mathcal{G}_g} \mathcal{S}_k,$$

where $\hat{t}_{\mathcal{G}_g}$ is the group-wise threshold for post-classification decision-making. To determine $\hat{t}_{\mathcal{G}_g}$, we generalize the Benjamini-Hochberg approach (Benjamini and Hochberg, 1995), which is commonly used in multiple testing problems, to the current selective classification setting. Specifically, the data-driven procedure for determining the threshold is proposed as follows:

$$\hat{t}_{\mathcal{G}_g} = p_{(\mathcal{G}_g, \hat{l}_{\mathcal{G}_g})}, \quad \text{with } \hat{l}_{\mathcal{G}_g} = \max \left\{ l \in \left[\sum_{k \in \mathcal{G}_g} |\mathcal{S}_k| \right] : p_{(\mathcal{G}_g, l)} \leq \frac{l \alpha_{\mathcal{G}_g}}{\hat{\theta}_{\mathcal{R}, \mathcal{G}_g} \sum_{k \in \mathcal{G}_g} |\mathcal{S}_k|} \right\}, \quad (6)$$

where $p_{(\mathcal{G}_g, 1)} \leq \dots \leq p_{(\mathcal{G}_g, \sum_{k \in \mathcal{G}_g} |\mathcal{S}_k|)}$ denote the increasingly ordered values of $(p_j)_{j \in \bigcup_{k \in \mathcal{G}_g} \mathcal{S}_k}$, and

$$\hat{\theta}_{\mathcal{R}, \mathcal{G}_g} := \frac{1 + \sum_{k \in \mathcal{G}_g} |\bar{\mathcal{R}}_k|}{1 + \sum_{k \in \mathcal{G}_g} |\bar{\mathcal{S}}_k|}. \quad (7)$$

If $\hat{l}_{\mathcal{G}_g}$ in procedure (6) does not exist, we set $\hat{t}_{\mathcal{G}_g} = 0$, i.e., $\hat{Y}_j = 0$ for all $j \in \bigcup_{k \in \mathcal{G}_g} \mathcal{S}_k$.

To understand the role of $\hat{\theta}_{\mathcal{R}, \mathcal{G}_g}$, note that it empirically approximates the quantity:

$$\theta_{\mathcal{R}, \mathcal{G}_g} := \mathbb{P} \left(\hat{Y}_j^{(\text{pre})} \neq Y_j \mid j \in \bigcup_{k \in \mathcal{G}_g} \mathcal{S}_k \right) = \mathbb{P} \left(\hat{Y}_j^{(\text{pre})} \neq Y_j \mid \hat{Y}_j^{(\text{pre})} \in \mathcal{G}_g \right),$$

which represents the group-wise false classification probability in the first pre-classification step and can be viewed as the counterpart of the null proportion in the multiple testing procedures (Benjamini and Hochberg, 1995; Storey, 2002). Note that while the “+1” terms in (7) lead to slight conservativeness compared to the direct proportion estimator $\sum_{k \in \mathcal{G}_g} |\bar{\mathcal{R}}_k| / \sum_{k \in \mathcal{G}_g} |\bar{\mathcal{S}}_k|$, this adjustment ensures the finite-sample error rate guarantee for large-scale selective inference, and it aligns with those in finite-sample multiple testing studies (e.g., Storey et al., 2004; Barber and Candès, 2015; Lei and Fithian, 2018; Du et al., 2023).

3.4 Unifying Class-Wise and Overall Classification

The preceding Sections 3.1-3.3 introduce the unified PSP approach, as developed in Algorithm 1, for general group-wise classification problems. As discussed in Section 2, the proposed notion of group-wise classification accommodates both class-wise and overall classifications as special cases, corresponding to particular partitions of the class set $[K]$. In this section, we present the specific implementations of PSP for class-wise and overall classification problems, with detailed methodologies summarized in Algorithms A.1-A.2 in Section A of the supplement.

For class-wise classification with target levels $\alpha_k, k \in [K]$, we set $G = K$ and $\mathcal{G}_k = \{k\}$ for $k \in [K]$. Then based on the pre-classification results in Section 3.1, the corresponding selective p -values are constructed as

$$p_j = \frac{1}{1 + |\bar{\mathcal{R}}_k|} \left(1 + \sum_{i \in \bar{\mathcal{R}}_k} \mathbb{I}(\mu_k(X_{m+i}) \geq \mu_k(X_j)) \right), \quad j \in \mathcal{S}_k, k \in [K].$$

For class $k \in [K]$, the post-classification decisions are given by

$$\hat{Y}_j = k \mathbb{I}(p_j \leq \hat{t}_k), \quad j \in \mathcal{S}_k,$$

and the class-wise threshold \hat{t}_k is determined by

$$\hat{t}_k = p_{(k, \hat{l}_k)}, \quad \text{with } \hat{l}_k = \max \left\{ l \in [|\mathcal{S}_k|] : p_{(k, l)} \leq \frac{l \alpha_k}{\hat{\theta}_{\mathcal{R}, k} |\mathcal{S}_k|} \right\},$$

where $p_{(k, 1)} \leq \dots \leq p_{(k, |\mathcal{S}_k|)}$ denote the ordered values of $(p_j)_{j \in \mathcal{S}_k}$ and $\hat{\theta}_{\mathcal{R}, k} := (1 + |\bar{\mathcal{R}}_k|)/(1 + |\bar{\mathcal{S}}_k|)$. If \hat{l}_k does not exist, we set $\hat{t}_k = 0$, i.e., $\hat{Y}_j = 0$ for all $j \in \mathcal{S}_k$.

For overall classification with a target level α , setting $G = 1$ leads to $\mathcal{G}_1 = [K]$, and the corresponding selective p -values and post-classification decisions are given by

$$p_j = \frac{1}{1 + \sum_{k' \in [K]} |\bar{\mathcal{R}}_{k'}|} \left(1 + \sum_{k' \in [K]} \sum_{i \in \bar{\mathcal{R}}_{k'}} \mathbb{I}(\mu_{k'}(X_{m+i}) \geq \mu_k(X_j)) \right), \quad j \in \mathcal{S}_k, k \in [K],$$

and

$$\hat{Y}_j = \hat{Y}_j^{(\text{pre})} \mathbb{I}(p_j \leq \hat{t}), \quad j \in [m],$$

where the overall threshold \hat{t} is determined by

$$\hat{t} = p_{(\hat{l})}, \quad \text{with } \hat{l} = \max \left\{ l \in [m] : p_{(l)} \leq \frac{l \alpha}{\hat{\theta}_{\mathcal{R}} m} \right\}.$$

Here, $p_{(1)} \leq \dots \leq p_{(m)}$ are the ordered values of $(p_j)_{j \in [m]}$, and $\hat{\theta}_{\mathcal{R}} := (1 + \sum_{k \in [K]} |\bar{\mathcal{R}}_k|)/(1 + n)$.

If such \hat{t} does not exist, we set $\hat{t} = 0$ and $\hat{Y}_j = 0$ for all $j \in [m]$.

Consequently, the developed framework of PSP in Algorithm 1 provides a unified solution to both class-wise and overall classification problems. Moreover, it provides broad generality to accommodate any other group partition configurations that depend on the specific problem considerations.

4 Theoretical Results

In this section, we establish the theoretical results for the general group-wise PSP method proposed in Section 3. First, in Section 4.1, we present the finite-sample validity of $\text{FDR}_{\mathcal{G}_g}, g \in [G]$ control for Algorithm 1. Next, Section 4.2 presents the power analysis for the proposed algorithm. Specifically, we show that the post-classification decisions never degrade the power of pre-classification if it has been sufficiently accurate to meet the target error levels. Furthermore, we establish general optimality theories from both asymptotic and non-asymptotic perspectives for the proposed approach.

4.1 Error Rate Control

We begin by presenting the assumption required to establish the error rate analysis for the proposed PSP method. It is worthy noting that the algorithm is distribution-free, as it does not assume any specific model structures. The only requirement is the following exchangeability condition, which includes settings with standard independent and identically distributed (i.i.d.) data.

Assumption 1. $(X_1, Y_1, U_1), \dots, (X_{m+n}, Y_{m+n}, U_{m+n})$ are exchangeable, i.e., for any permutation function $\pi : [m+n] \rightarrow [m+n]$,

$$\begin{aligned} & ((X_{\pi(1)}, Y_{\pi(1)}, U_{\pi(1)}), \dots, (X_{\pi(m+n)}, Y_{\pi(m+n)}, U_{\pi(m+n)})) \\ & \stackrel{d}{=} ((X_1, Y_1, U_1), \dots, (X_{m+n}, Y_{m+n}, U_{m+n})). \end{aligned}$$

Theorem 1. Under Assumption 1, Algorithm 1 achieves $\text{FDR}_{\mathcal{G}_g} \leq \alpha_{\mathcal{G}_g}$ for $g \in [G]$.

Under the exchangeability condition, Theorem 1 shows that the PSP method in Algorithm 1 achieves valid finite-sample $\text{FDR}_{\mathcal{G}_g}, g \in [G]$ guarantee at the target error levels. In addition, the proposed PSP is model-free such that various machine learning classifiers can be flexibly integrated in the implementation. Moreover, through the unified framework discussed in Section 2 and Section 3.4, Theorem 1 straightforwardly implies the valid $\text{FDR}_k, k \in [K]$ and FDR control for the class-wise PSP in Algorithm A.1 and

overall PSP in Algorithm A.2, respectively. The results are summarized in the following corollary.

Corollary 1. *Under Assumption 1,*

1.a Algorithm A.1 achieves $FDR_k \leq \alpha_k$ for $k \in [K]$;

1.b Algorithm A.2 achieves $FDR \leq \alpha$.

4.2 Power Analysis

4.2.1 Power Non-Degradation

Building on the error rate control results established in Section 4.1, we now focus on evaluating the power of the proposed PSP method. One key insight into the power evaluation is that the step of post-classification decisions in Algorithm 1 will never degrade the accuracy of the pre-classification step, if the pre-classification has been sufficiently powerful to directly meet the target error levels.

To demonstrate this, consider that if the empirical group-wise false pre-classification rate $\hat{\theta}_{\mathcal{R}, \mathcal{G}_g} \leq \alpha_{\mathcal{G}_g}$, then it straightforwardly follows from the definition of selective p -values in (5) and procedure (6) that the data-driven threshold becomes $\hat{t}_{\mathcal{G}_g} = p(\mathcal{G}_g, \sum_{k \in \mathcal{G}_g} |\mathcal{S}_k|)$, which results in $\hat{Y}_j = \hat{Y}_j^{(\text{pre})}$ for all $j \in \bigcup_{k \in \mathcal{G}_g} \mathcal{S}_k$. In other words, no post-classification indecisions will be made for $X_j, j \in \bigcup_{k \in \mathcal{G}_g} \mathcal{S}_k$. This finding indicates that the step of post-classification decisions facilitates the valid error rate guarantees without compromising the power of the pre-classification. This conclusion is summarized in the following theorem.

Theorem 2. *Algorithm 1 yields decisions $\hat{Y}_j = \hat{Y}_j^{(\text{pre})}$ for all $j \in \bigcup_{k \in \mathcal{G}_g} \mathcal{S}_k$ if the empirical group-wise false pre-classification rate satisfies $\hat{\theta}_{\mathcal{R}, \mathcal{G}_g} \leq \alpha_{\mathcal{G}_g}$.*

To extend the power analysis beyond the cases where a powerful pre-classification procedure is available, in the subsequent section we present the general power optimality theories for the proposed PSP approach.

4.2.2 Power Optimality

In this section, we establish the general theories for the power optimality of the PSP approach in Algorithm 1 from both non-asymptotic and asymptotic perspectives. To this end, we first aim to derive the oracle optimal procedure that maximizes the number of true classifications while maintaining error rate control, and then study the approximation of the proposed PSP to the oracle. Due to the fact that the pre-classification

can possibly be predetermined or derived from an external classifier in practice, such as a large foundation model, we freeze **PreClass** in the pre-classification step and focus on optimizing the post-classification decisions. Specifically, for group \mathcal{G}_g , given the pre-classification results $\hat{Y}_j^{(\text{pre})}, j \in \bigcup_{k \in \mathcal{G}_g} \mathcal{S}_k$, the goal of the optimal procedure is to optimize the decisions $(\delta_j)_{j \in \bigcup_{k \in \mathcal{G}_g} \mathcal{S}_k} \in \{0, 1\}^{\sum_{k \in \mathcal{G}_g} |\mathcal{S}_k|}$ such that the post-classification results $\hat{Y}_j = \hat{Y}_j^{(\text{pre})} \delta_j, j \in \bigcup_{k \in \mathcal{G}_g} \mathcal{S}_k$ maximize the number of true classifications while ensuring the group-wise error rate guarantee.

To facilitate the optimality analysis, we introduce the group-wise modified false decision rates (mFDR):

$$\text{mFDR}_{\mathcal{G}_g} = \frac{\mathbb{E} \sum_{j \in [m]} \mathbb{I}(\hat{Y}_j \in \mathcal{G}_g, \hat{Y}_j \neq Y_j)}{\mathbb{E} \sum_{j \in [m]} \mathbb{I}(\hat{Y}_j \in \mathcal{G}_g)}, \quad g \in [G],$$

which acts as a surrogate to the $\text{FDR}_{\mathcal{G}_g}$ in (3), and similar modification is commonly adopted in multiple testing problems (e.g., Sun and Cai, 2007, 2009; Lei and Fithian, 2018; Cai et al., 2019; Cao et al., 2022). Then, the optimal procedure for group \mathcal{G}_g can be formulated as the following optimization:

$$\begin{aligned} \max_{(\delta_j)_{j \in \bigcup_{k \in \mathcal{G}_g} \mathcal{S}_k} \in \mathcal{D}_{\mathcal{G}_g}} \text{Power}_{\mathcal{G}_g} &= \mathbb{E} \sum_{j \in \mathcal{Q}_{\mathcal{G}_g}} \mathbb{I}(\delta_j = 1) \\ \text{s.t. } \text{mFDR}_{\mathcal{G}_g} &= \frac{\mathbb{E} \sum_{k \in \mathcal{G}_g} \sum_{j \in \mathcal{S}_k} \mathbb{I}(\delta_j = 1, Y_j \neq k)}{\mathbb{E} \sum_{k \in \mathcal{G}_g} \sum_{j \in \mathcal{S}_k} \mathbb{I}(\delta_j = 1)} \leq \alpha_{\mathcal{G}_g}, \end{aligned} \quad (8)$$

where $\mathcal{Q}_{\mathcal{G}_g} = \bigcup_{k \in \mathcal{G}_g} \{j \in \mathcal{S}_k : Y_j = k\}$ denotes the index set of the true pre-classification for group \mathcal{G}_g , and $\mathcal{D}_{\mathcal{G}_g} = \{(\delta_j = \mathbb{I}(\nu_j(X_j, \hat{Y}_j^{(\text{pre})}) > c_j))_{j \in \bigcup_{k \in \mathcal{G}_g} \mathcal{S}_k} \mid \nu_j : \mathcal{X} \times [K] \rightarrow \mathbb{R}, c_j \in \mathbb{R}\}$ denotes the candidate set for the decision rules. The optimization procedure (8) serves as the optimal baseline for the power analysis.

Before presenting the optimality theories for the proposed Algorithm 1, several definitions are introduced. Note that the exchangeability structure in Assumption 1 implies the identical marginal distributions for the data $((X_j, Y_j, U_j))_{j \in [m+n]}$. Then we define the posterior class probabilities $\mu^* := (\mu_1^*, \dots, \mu_K^*)$, where

$$\mu_k^*(x) = \mathbb{P}(Y_j = k \mid X_j = x), \quad (9)$$

and define the corresponding group-wise probability distribution functions

$$\begin{aligned} F_{0, \mathcal{G}_g}(t) &= \mathbb{P}\left(\mu_{\hat{Y}_j^{(\text{pre})}}^*(X_j) > t \mid \hat{Y}_j^{(\text{pre})} \in \mathcal{G}_g, \hat{Y}_j^{(\text{pre})} \neq Y_j\right), \quad t \in \mathbb{R}, \\ F_{1, \mathcal{G}_g}(t) &= \mathbb{P}\left(\mu_{\hat{Y}_j^{(\text{pre})}}^*(X_j) > t \mid \hat{Y}_j^{(\text{pre})} \in \mathcal{G}_g\right), \quad t \in \mathbb{R}. \end{aligned}$$

For the score function $\mu = (\mu_1, \dots, \mu_K)$ employed in the construction of p -values in (5), define

$$\epsilon_{\mathcal{G}_g} = \max_{k \in \mathcal{G}_g, j \in [m+n]} |\mu_k^*(X_j) - h_{\mathcal{G}_g}(\mu_k(X_j))|, \quad (10)$$

where $h_{\mathcal{G}_g} := \arg \min_{h \in \mathcal{H}} \max_{k \in \mathcal{G}_g, j \in [m+n]} |\mu_k^*(X_j) - h(\mu_k(X_j))|$, and \mathcal{H} denotes the set of strictly increasing functions $h : \mathbb{R} \rightarrow \mathbb{R}$.

Next, we present the oracle optimal procedure for general group-wise classification, followed by both non-asymptotic and asymptotic theories for the power optimality of PSP in Algorithm 1.

Assumption 2. $(X_1, Y_1, U_1), \dots, (X_{m+n}, Y_{m+n}, U_{m+n})$ are i.i.d..

Theorem 3. For group \mathcal{G}_g , define $R_{\mathcal{G}_g}(t) = \frac{\theta_{\mathcal{R}, \mathcal{G}_g} F_{0, \mathcal{G}_g}(t)}{F_{1, \mathcal{G}_g}(t)}$, and assume that there exist $\bar{t}_{\mathcal{G}_g} \in (0, 1)$ satisfying $R_{\mathcal{G}_g}(\bar{t}_{\mathcal{G}_g}) \leq \alpha_{\mathcal{G}_g}$ such that $t_{\mathcal{G}_g}^* := \inf \{t \geq 0 : R_{\mathcal{G}_g}(t) \leq \alpha_{\mathcal{G}_g}\}$ is well-defined. Suppose that Assumption 2 holds, and assume that F_{0, \mathcal{G}_g} and F_{1, \mathcal{G}_g} are continuous at $t = 0$ and $t = t_{\mathcal{G}_g}^*$.

3.a Oracle Optimal Decisions: Denote by $(\delta_j^{(opt)})_{j \in \bigcup_{k \in \mathcal{G}_g} \mathcal{S}_k}$ with $\delta_j^{(opt)} = \mathbb{I}(\nu_j^{(opt)}(X_j, \hat{Y}_j^{(pre)}) > c_j^{(opt)})$ the optimal solution to optimization (8). Then the optimal solution is given by $(\nu_j^{(opt)}(X_j, \hat{Y}_j^{(pre)}), c_j^{(opt)}) = (\mu_{\hat{Y}_j^{(pre)}}^*(X_j), t_{\mathcal{G}_g}^*)$ for $j \in \bigcup_{k \in \mathcal{G}_g} \mathcal{S}_k$.

3.b Non-Asymptotic Approximation to the Oracle: Define $\theta_{\mathcal{S}, \mathcal{G}_g} = \mathbb{P}(\hat{Y}_j^{(pre)} \in \mathcal{G}_g)$, and for $t \in (0, 1)$, define

$$D_{0, \mathcal{G}_g}(t, \epsilon_{\mathcal{G}_g}) = \sup_{t' \in [0, t]} (F_{0, \mathcal{G}_g}(t' - \epsilon_{\mathcal{G}_g}) - F_{0, \mathcal{G}_g}(t' + \epsilon_{\mathcal{G}_g})),$$

$$D_{1, \mathcal{G}_g}(t, \epsilon_{\mathcal{G}_g}) = \sup_{t' \in [0, t]} (F_{1, \mathcal{G}_g}(t' - \epsilon_{\mathcal{G}_g}) - F_{1, \mathcal{G}_g}(t' + \epsilon_{\mathcal{G}_g})),$$

where $\epsilon_{\mathcal{G}_g}$ is defined in Equation (10). Suppose that $D_{1, \mathcal{G}_g}(1 - \alpha_{\mathcal{G}_g}, \epsilon_{\mathcal{G}_g}) \leq \frac{1}{4} F_{1, \mathcal{G}_g}(1 - \alpha_{\mathcal{G}_g})$. Let $\tilde{t}_{\mathcal{G}_g}$ be the threshold of procedure (6) with error level $\tilde{\alpha}_{\mathcal{G}_g}$, and then for any $\Delta > 0$ satisfying $\Delta \leq \frac{1}{2} \theta_{\mathcal{S}, \mathcal{G}_g} \sqrt{\min(m, n)}$, $\Delta \leq \frac{1}{2\sqrt{2}} \theta_{\mathcal{R}, \mathcal{G}_g} \sqrt{\theta_{\mathcal{S}, \mathcal{G}_g} n}$ and $\Delta \leq \frac{1}{4\sqrt{2}} F_{1, \mathcal{G}_g}(1 - \alpha_{\mathcal{G}_g}) \sqrt{\theta_{\mathcal{S}, \mathcal{G}_g} m}$,

$$\mathbb{I}(p_j \leq \tilde{t}_{\mathcal{G}_g}) \geq \mathbb{I}(\mu_{\hat{Y}_j^{(pre)}}^*(X_j) > t_{\mathcal{G}_g}^*), \quad j \in \bigcup_{k \in \mathcal{G}_g} \mathcal{S}_k,$$

holds with probability at least $1 - 10 \exp(-2\Delta^2)$, and consequently we have $\sum_{j \in \mathcal{Q}_{\mathcal{G}_g}} \mathbb{I}(p_j \leq \tilde{t}_{\mathcal{G}_g}) \geq \sum_{j \in \mathcal{Q}_{\mathcal{G}_g}} \mathbb{I}(\mu_{\hat{Y}_j^{(pre)}}^*(X_j) > t_{\mathcal{G}_g}^*)$, where

$$\tilde{\alpha}_{\mathcal{G}_g} = \alpha_{\mathcal{G}_g} \left(1 + \sup_{t \in [0, 1 - \alpha_{\mathcal{G}_g}]} \frac{F_{0, \mathcal{G}_g}(t - \epsilon_{\mathcal{G}_g}) - F_{0, \mathcal{G}_g}(t)}{F_{0, \mathcal{G}_g}(t)} \right) + \eta_{\mathcal{G}_g},$$

and

$$\eta_{\mathcal{G}_g} = \frac{1}{F_{1,\mathcal{G}_g}(1 - \alpha_{\mathcal{G}_g})} \left(\frac{(6\sqrt{\theta_{\mathcal{R},\mathcal{G}_g}} + \sqrt{2})\Delta}{\sqrt{\theta_{\mathcal{S},\mathcal{G}_g}n}} + \frac{3\sqrt{2}\Delta}{\sqrt{\theta_{\mathcal{S},\mathcal{G}_g}m}} + \frac{12 + 2\theta_{\mathcal{R},\mathcal{G}_g}}{\theta_{\mathcal{S},\mathcal{G}_g}n} \right. \\ \left. + 3\theta_{\mathcal{R},\mathcal{G}_g}D_{0,\mathcal{G}_g}(1 - \alpha_{\mathcal{G}_g}, \epsilon_{\mathcal{G}_g}) + 3D_{1,\mathcal{G}_g}(1 - \alpha_{\mathcal{G}_g}, \epsilon_{\mathcal{G}_g}) \right).$$

3.c Asymptotic Approximation to the Oracle: Suppose that there exists $\xi_0 > 0$ such that $R_{\mathcal{G}_g}(t) < \alpha_{\mathcal{G}_g}$ for all $t \in (t_{\mathcal{G}_g}^, t_{\mathcal{G}_g}^* + \xi_0)$ if $R_{\mathcal{G}_g}(t_{\mathcal{G}_g}^*) = \alpha_{\mathcal{G}_g}$. For fixed level $\alpha_{\mathcal{G}_g} \in (0, 1)$ and fixed distribution of (X_j, Y_j, U_j) , $j \in [m + n]$, if $D_{0,\mathcal{G}_g}(1 - \alpha_{\mathcal{G}_g}, \epsilon_{\mathcal{G}_g}) = o_{\mathbf{P}}(1)$ and $D_{1,\mathcal{G}_g}(1 - \alpha_{\mathcal{G}_g}, \epsilon_{\mathcal{G}_g}) = o_{\mathbf{P}}(1)$ as $(m, n) \rightarrow \infty$, then*

$$\frac{1}{|\mathcal{Q}_{\mathcal{G}_g}|} \sum_{j \in \mathcal{Q}_{\mathcal{G}_g}} \mathbb{I}(p_j \leq \hat{t}_{\mathcal{G}_g}) = \frac{1}{|\mathcal{Q}_{\mathcal{G}_g}|} \sum_{j \in \mathcal{Q}_{\mathcal{G}_g}} \mathbb{I}(\mu_{\hat{Y}_j^{\text{pre}}}^*(X_j) > t_{\mathcal{G}_g}^*) + o_{\mathbf{P}}(1).$$

Theorem 3 presents the oracle optimal procedure and establishes approximation theories of the proposed PSP in Algorithm 1 to the oracle optimal procedure. Theorem 3.a shows that the optimal decision rules for the general group-wise classification are determined by the posterior functions $\mu_k^*(\cdot)$, $k \in \mathcal{G}_g$ and the introduced threshold $t_{\mathcal{G}_g}^*$. Following the oracle results, Theorems 3.b-3.c establish the non-asymptotic and asymptotic power optimality for the proposed PSP, respectively.

Specifically, Theorem 3.b shows that if applied with a slightly inflated error level $\tilde{\alpha}_{\mathcal{G}_g}$, the PSP method in Algorithm 1 achieves higher power than the oracle optimal classification with high probability. The difference between the inflated level $\tilde{\alpha}_{\mathcal{G}_g}$ and target level $\alpha_{\mathcal{G}_g}$ depends on the sample sizes (m, n) and the quantity $\epsilon_{\mathcal{G}_g}$ defined in (10). On the one hand, the inflation effect gets reduced as the sample sizes of target data and hold-out data increase. On the other hand, $\epsilon_{\mathcal{G}_g}$ quantifies the group deviation between the oracle optimal function μ^* and the score function μ employed for p -value construction in (5). Notably, $\epsilon_{\mathcal{G}_g}$ allows deviation up to a monotone transformation $h_{\mathcal{G}_g}$, since the p -values in (5) enjoy the invariance property under an arbitrary strictly increasing transformation $h \in \mathcal{H}$. Thus, the non-asymptotic approximation theory implies the optimality of PSP if the employed μ sufficiently approximates μ^* up to a monotone transformation. It is worth noting that the constant terms in Theorem 3.b are not optimized, as the current results are sufficient for understanding the non-asymptotic optimality of the proposed PSP approach.

In addition to the non-asymptotic analysis in Theorem 3.b, Theorem 3.c further establishes the asymptotic convergence of the power of Algorithm 1 to the oracle, provided that $D_{0,\mathcal{G}_g}(1 - \alpha_{\mathcal{G}_g}, \epsilon_{\mathcal{G}_g}) = o_{\mathbf{P}}(1)$ and $D_{1,\mathcal{G}_g}(1 - \alpha_{\mathcal{G}_g}, \epsilon_{\mathcal{G}_g}) = o_{\mathbf{P}}(1)$. These conditions essentially require that, up to a monotone transformation, μ asymptotically converges to the

oracle posterior μ^\star , which aligns with the results in Theorem 3.b.

Consequently, Theorem 3 demonstrates the optimality of the proposed PSP method for general group-wise classification problems from both non-asymptotic and asymptotic perspectives, thereby further ensuring the power optimality for both specific class-wise classification and overall classification. Additionally, it provides practical insights for constructing μ in a way that closely mimics μ^\star for power enhancement, which can be effectively facilitated by flexible machine learning algorithms. Moreover, due to the incorporation of the idea of conformal inference in the selective p -value construction (5), the derived optimality theories shed light on the power of conformal approaches in inference problems, which makes significant advances in optimality analysis and is of independent interest.

5 Simulation Study

In this section, we validate the proposed PSP method in Algorithm 1 through simulation study. We implement both class-wise and overall PSP classifications as special cases, as introduced in Section 2 and Section 3.4. We generate i.i.d. target data $((X_j, Y_j))_{j \in [m]}$ and hold-out data $((X_{m+i}, Y_{m+i}))_{i \in [n]}$ from d -dimensional Gaussian mixture models. The class probabilities are given by $\mathbb{P}(Y_j = k) = \rho_k, k \in [K]$ and the class-wise distributions follow $X_j | Y_j = k \sim \mathcal{N}(m_k, I_d)$, where I_d denotes the identity matrix and $m_k \in \mathbb{R}^d$ represents the mean vectors for class $k \in [K]$. Additionally, we generate a training dataset of size n_{tr} to train **PreClass** for the step of pre-classification and also to train μ for the step of selective p -value construction. Throughout the simulations, we set $m = n = n_{\text{tr}} = 1000$.

To implement the proposed PSP method in Algorithms 1, we employ the k -nearest neighbor model trained on the training dataset as the pilot classifier $\mu^{(\text{pre})} : \mathcal{X} \rightarrow [K]$, and assign $\hat{Y}_j^{(\text{pre})} = \mu^{(\text{pre})}(X_j)$ for $j \in [m+n]$ in the pre-classification step. For the step of selective p -value construction, we separately train the random forest (**RF**), support vector machine with linear kernel (**SVMlinear**), and support vector machine with radial basis function kernel (**SVMrbf**), and employ the output class probabilities as the score function μ . We also consider the oracle posterior μ^\star in (9) (**Oracle**) as the score function. We conduct 200 independent replications to evaluate the class-wise $\text{FDR}_k, k \in [K]$ in (2) and the overall FDR in (1). For both the class-wise and overall classifications, the power is assessed by the $\sum_{g \in [G]} \sum_{j \in \mathcal{Q}_g} \mathbb{I}(\hat{Y}_j = Y_j) / \sum_{g \in [G]} |\mathcal{Q}_g|$ as considered in procedure (8).

We first explore the performance of the class-wise PSP classification, i.e., when $G = K$. The mean vectors are set as $m_k = k \times 1_d / d^{1/4}, k \in [K]$ and the class probabilities follow

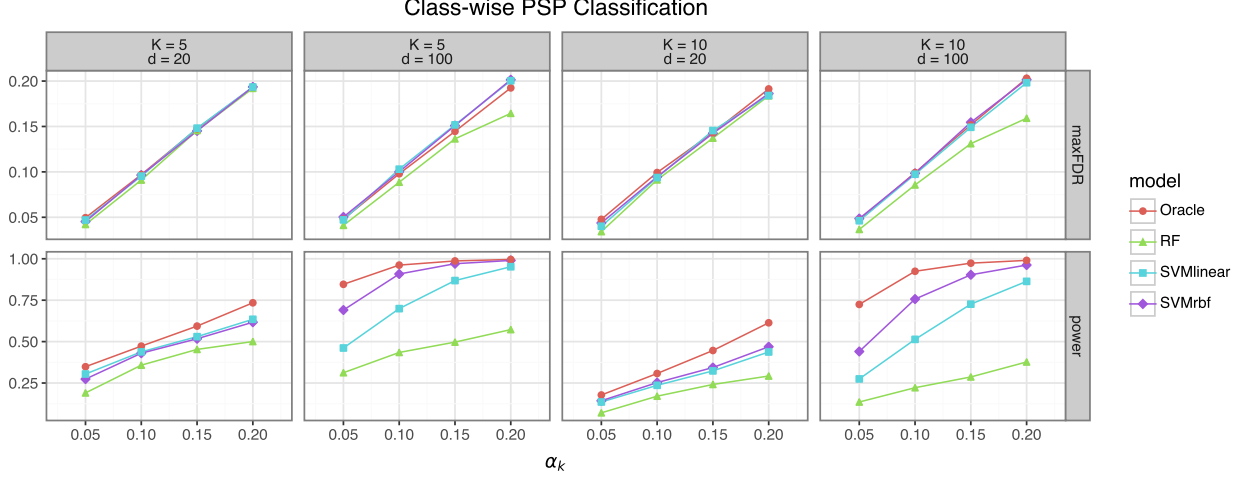


Figure 2: Maximum class-wise FDR_k over $k \in [K]$ and power for the class-wise PSP algorithm with different models for score function construction.

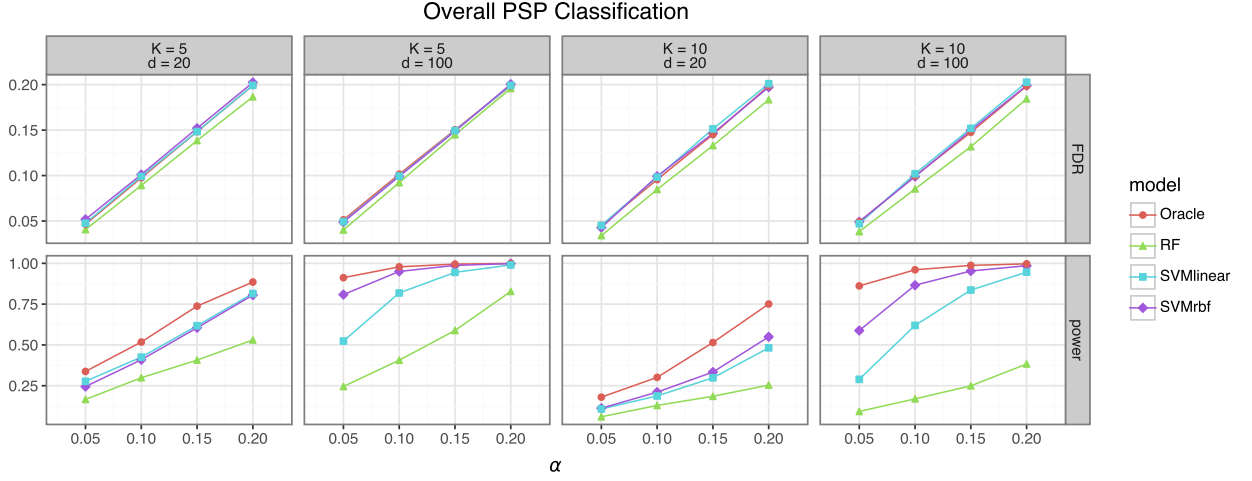


Figure 3: Overall FDR and power for the overall PSP algorithm with different models for score function construction.

the imbalanced distribution $\rho_k \propto 1/(k + K)$, $k \in [K]$, with $K \in \{5, 10\}$ and $d \in \{20, 100\}$. We set the equal class-wise error levels $\alpha_1 = \dots = \alpha_K \in \{0.05, 0.1, 0.15, 0.2\}$, and the results are presented in Figure 2. The figure shows the maximum class-wise FDR_k over $k \in [K]$ and the empirical power across different error levels. The results demonstrate that the proposed method achieves valid error rate control across all the target error levels, regardless of the choice of score function models. Moreover, the power of PSP depends on the construction of score function, and the **Oracle** always achieves the highest power, which is consistent with the theories established by Theorem 3 in Section 4.2.

Then we evaluate the performance of the overall PSP classification, i.e., when $G = 1$. The settings follow the same configuration as in the class-wise classification, except that the class probabilities are set equal: $\rho_k = 1/K$, $k \in [K]$. Figure 3 presents the overall

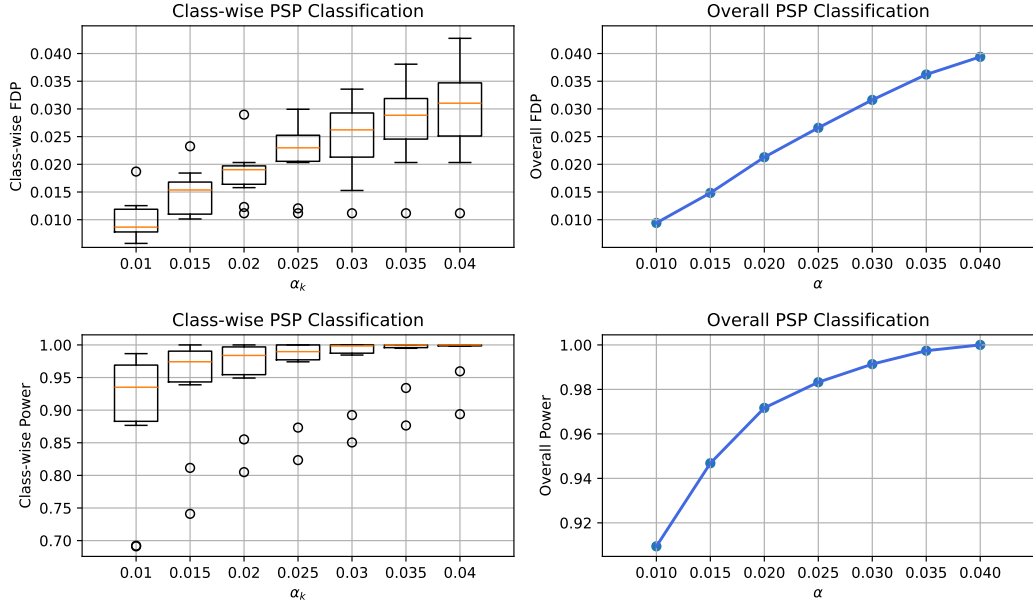


Figure 4: Results of PSP methods on CIFAR-10. The top-left and bottom-left panels show the boxplots of class-wise $\text{FDP}_k, k \in [K]$ and corresponding powers for the class-wise PSP approach, respectively. The top-right and bottom-right panels show the overall FDP and corresponding power for the overall PSP approach, respectively.

FDR and power performance across various target error levels. The results are consistent with those in class-wise classification, which further validates the error rate control and the power analysis of the PSP method.

6 Real Data Analysis

In this section, we apply the proposed PSP approach to CIFAR-10 dataset to evaluate its effectiveness. CIFAR-10 is a widely used benchmark dataset in computer vision, where 50,000 training images and 10,000 testing images are included with 10 different classes. To implement the proposed method, we first split the training images into two subsets: 70% for training a base classifier and 30% as the hold-out set. Based on the trained base classifier, we then perform the pre-classification step, followed by constructing selective p -values for the testing images by using the hold-out set. Finally, we conduct large-scale post-classification decisions to yield the final classification with indecisions. Again, both the class-wise and overall classifications are studied, and the details and corresponding results are presented as follows.

First, by using 70% of the CIFAR-10 training images, we begin by fine-tuning a Vision Transformer (ViT)-base model (Dosovitskiy et al., 2021) that is pre-trained on the external ImageNet-21k dataset. We freeze the pre-trained ViT except for the final classifier

layer that will be updated in the fine-tuning. Then, the obtained model that outputs probabilities for each of the 10 classes is employed for both $\mu^{(\text{pre})}$ in the pre-classification step and μ in the selective p -value construction step. The pre-classification rule **PreClass** directly assigns each image in hold-out and testing datasets to the class with highest output probability. As a result, it achieves an overall false pre-classification rate of 3.9% on the testing dataset, and the class-wise false pre-classification rates range from 1.1% to 10.6%. Next, we use the hold-out data to construct the selective p -values for class-wise PSP by applying Algorithm 1 with $G = K$, and for overall PSP by applying Algorithm 1 with $G = 1$, respectively. Finally, we implement the steps of post-classification decisions separately for class-wise and overall cases to obtain the final classification results. In our experiments, we set $\alpha_1 = \dots = \alpha_K = \alpha$ ranging from 0.01 to 0.04, and the results of PSP on testing images are presented in Figure 4. The top-left panel shows the boxplots of the class-wise FDP $_k$, $k \in [K]$ across different error levels, and the top-right panel shows the overall FDP. Besides, the bottom-left and bottom-right panels show the corresponding class-wise and overall powers, respectively. These numerical results validate the effectiveness of the proposed algorithm in ensuring valid error rate guarantees while maintaining high classification power.

References

- Angelopoulos, A. N. and Bates, S. (2023). Conformal prediction: A gentle introduction. *Foundations and Trends in Machine Learning*, 16(4):494–591.
- Angelopoulos, A. N., Bates, S., Jordan, M., and Malik, J. (2021). Uncertainty sets for image classifiers using conformal prediction. In *International Conference on Learning Representations*.
- Bai, T. and Jin, Y. (2024). Optimized conformal selection: Powerful selective inference after conformity score optimization. *arXiv preprint arXiv:2411.17983*.
- Barber, R. F. and Candès, E. J. (2015). Controlling the false discovery rate via knockoffs. *The Annals of Statistics*, 43(5):2055–2085.
- Barber, R. F., Candès, E. J., Ramdas, A., and Tibshirani, R. J. (2021). Predictive inference with the jackknife+. *The Annals of Statistics*, 49(1):486–507.
- Bartlett, P. L. and Wegkamp, M. H. (2008). Classification with a reject option using a hinge loss. *Journal of Machine Learning Research*, 9:1823–1840.

- Bashari, M., Epstein, A., Romano, Y., and Sesia, M. (2023). Derandomized novelty detection with fdr control via conformal e-values. In *Neural Information Processing Systems*.
- Bates, S., Candès, E. J., Lei, L., Romano, Y., and Sesia, M. (2023). Testing for outliers with conformal p-values. *The Annals of Statistics*, 51(1):149–178.
- Benjamini, Y. and Hochberg, Y. (1995). Controlling the false discovery rate: a practical and powerful approach to multiple testing. *Journal of the Royal Statistical Society Series B: Statistical Methodology*, 57(1):289–300.
- Bortolotti, T., Wang, Y. X. R., Tong, X., Menaoglio, A., Vantini, S., and Sesia, M. (2025). Noise-adaptive conformal classification with marginal coverage. *arXiv preprint arXiv:2501.18060*.
- Cai, T. T., Sun, W., and Wang, W. (2019). Covariate-assisted ranking and screening for large-scale two-sample inference. *Journal of the Royal Statistical Society Series B: Statistical Methodology*, 81(2):187–234.
- Candès, E. J., Lei, L., and Ren, Z. (2023). Conformalized survival analysis. *Journal of the Royal Statistical Society Series B: Statistical Methodology*, 85(1):24–45.
- Cao, H., Chen, J., and Zhang, X. (2022). Optimal false discovery rate control for large scale multiple testing with auxiliary information. *The Annals of Statistics*, 50(2):807–857.
- Cauchois, M., Gupta, S., Ali, A., and Duchi, J. C. (2024). Robust validation: Confident predictions even when distributions shift. *Journal of the American Statistical Association*, 119(548):3033–3044.
- Cauchois, M., Gupta, S., and Duchi, J. C. (2021). Knowing what you know: valid and validated confidence sets in multiclass and multilabel prediction. *Journal of Machine Learning Research*, 22:1–42.
- Chernozhukov, V., Chetverikov, D., Demirer, M., Duflo, E., Hansen, C., Newey, W., and Robins, J. (2018). Double/debiased machine learning for treatment and structural parameters. *The Econometrics Journal*, 21(1):C1–C68.
- Chernozhukov, V., Escanciano, J. C., Ichimura, H., Newey, W. K., and Robins, J. M. (2022). Locally robust semiparametric estimation. *Econometrica*, 90(4):1501–1535.

- Cortes, C., DeSalvo, G., and Mohri, M. (2016). Boosting with abstention. In *Neural Information Processing Systems*.
- Dosovitskiy, A., Beyer, L., Kolesnikov, A., Weissenborn, D., Zhai, X., Unterthiner, T., Dehghani, M., Minderer, M., Heigold, G., Gelly, S., Uszkoreit, J., and Houlsby, N. (2021). An image is worth 16x16 words: Transformers for image recognition at scale. In *International Conference on Learning Representations*.
- Du, L., Guo, X., Sun, W., and Zou, C. (2023). False discovery rate control under general dependence by symmetrized data aggregation. *Journal of the American Statistical Association*, 118(541):607–621.
- Dunn, R., Wasserman, L., and Ramdas, A. (2023). Distribution-free prediction sets for two-layer hierarchical models. *Journal of the American Statistical Association*, 118(544):2491–2502.
- Gang, B., Shi, Y., and Sun, W. (2024). A locally adaptive shrinkage approach to false selection rate control in high-dimensional classification. *Statistica Sinica*, 34:1821–1842.
- Gao, Z. (2025). An adaptive null proportion estimator for false discovery rate control. *Biometrika*, 112(1):asae051.
- Guo, Z., Rakshit, P., Herman, D. S., and Chen, J. (2021). Inference for the case probability in high-dimensional logistic regression. *Journal of Machine Learning Research*, 22(254):1–54.
- Hou, J., Guo, Z., and Cai, T. (2023). Surrogate assisted semi-supervised inference for high dimensional risk prediction. *Journal of Machine Learning Research*, 24(265):1–58.
- Huang, J., Xi, H., Zhang, L., Yao, H., Qiu, Y., and Wei, H. (2024). Conformal prediction for deep classifier via label ranking. In *International Conference on Machine Learning*.
- Javanmard, A. and Montanari, A. (2014). Confidence intervals and hypothesis testing for high-dimensional regression. *Journal of Machine Learning Research*, 15(1):2869–2909.
- Jin, Y. and Candès, E. J. (2023a). Model-free selective inference under covariate shift via weighted conformal p-values. *arXiv preprint arXiv:2307.09291*.
- Jin, Y. and Candès, E. J. (2023b). Selection by prediction with conformal p-values. *Journal of Machine Learning Research*, 24(244):1–41.

- Jin, Y. and Ren, Z. (2024). Confidence on the focal: Conformal prediction with selection-conditional coverage. *arXiv preprint arXiv:2403.03868*.
- Lee, J., Popov, I., and Ren, Z. (2025). Full-conformal novelty detection: A powerful and non-random approach. *arXiv preprint arXiv:2501.02703*.
- Lee, Y., Barber, R. F., and Willett, R. (2023). Distribution-free inference with hierarchical data. *arXiv preprint arXiv:2306.06342*.
- Lee, Y. and Ren, Z. (2025). Selection from hierarchical data with conformal e-values. *arXiv preprint arXiv:2501.02514*.
- Lei, J., G’Sell, M., Rinaldo, A., Tibshirani, R. J., and Wasserman, L. (2018). Distribution-free predictive inference for regression. *Journal of the American Statistical Association*, 113(523):1094–1111.
- Lei, J. and Wasserman, L. (2014). Distribution-free prediction bands for non-parametric regression. *Journal of the Royal Statistical Society Series B: Statistical Methodology*, 76(1):71–96.
- Lei, L. and Candès, E. J. (2021). Conformal inference of counterfactuals and individual treatment effects. *Journal of the Royal Statistical Society Series B: Statistical Methodology*, 83(5):911–938.
- Lei, L. and Fithian, W. (2018). Adapt: an interactive procedure for multiple testing with side information. *Journal of the Royal Statistical Society Series B: Statistical Methodology*, 80(4):649–679.
- Liang, Z., Sesia, M., and Sun, W. (2024). Integrative conformal p-values for out-of-distribution testing with labelled outliers. *Journal of the Royal Statistical Society Series B: Statistical Methodology*, 86(3):671–693.
- Mao, A., Mohri, M., and Zhong, Y. (2024a). Predictor-rejector multi-class abstention: Theoretical analysis and algorithms. In *International Conference on Algorithmic Learning Theory*.
- Mao, A., Mohri, M., and Zhong, Y. (2024b). Theoretically grounded loss functions and algorithms for score-based multi-class abstention. In *International Conference on Artificial Intelligence and Statistics*.

- Marandon, A., Lei, L., Mary, D., and Roquain, E. (2024). Adaptive novelty detection with false discovery rate guarantee. *The Annals of Statistics*, 52(1):157–183.
- Mary, D. and Roquain, E. (2022). Semi-supervised multiple testing. *Electronic Journal of Statistics*, 16(2):4926–4981.
- Mohri, C., Andor, D., Choi, E., Collins, M., Mao, A., and Zhong, Y. (2024). Learning to reject with a fixed predictor: Application to decontextualization. In *International Conference on Learning Representations*.
- Ndaoud, M., Radchenko, P., and Rava, B. (2024). Ask for more than bayes optimal: A theory of indecisions for classification. *arXiv preprint arXiv:2412.12807*.
- Papadopoulos, H., Proedrou, K., Vovk, V., and Gammerman, A. (2002). Inductive confidence machines for regression. In *European Conference on Machine Learning*.
- Podkopaev, A. and Ramdas, A. (2021). Distribution-free uncertainty quantification for classification under label shift. In *Uncertainty in Artificial Intelligence*.
- Rava, B., Sun, W., James, G. M., and Tong, X. (2021). A burden shared is a burden halved: A fairness-adjusted approach to classification. *arXiv preprint arXiv:2110.05720*.
- Romano, Y., Patterson, E., and Candès, E. J. (2019). Conformalized quantile regression. In *Neural Information Processing Systems*.
- Romano, Y., Sesia, M., and Candès, E. J. (2020). Classification with valid and adaptive coverage. In *Neural Information Processing Systems*.
- Sadinle, M., Lei, J., and Wasserman, L. (2019). Least ambiguous set-valued classifiers with bounded error levels. *Journal of the American Statistical Association*, 114(525):223–234.
- Sesia, M., Wang, Y. R., and Tong, X. (2024). Adaptive conformal classification with noisy labels. *Journal of the Royal Statistical Society Series B: Statistical Methodology*, page qkae114.
- Shafer, G. and Vovk, V. (2008). A tutorial on conformal prediction. *Journal of Machine Learning Research*, 9:371–421.
- Storey, J. D. (2002). A direct approach to false discovery rates. *Journal of the Royal Statistical Society Series B: Statistical Methodology*, 64(3):479–498.

- Storey, J. D., Taylor, J. E., and Siegmund, D. (2004). Strong control, conservative point estimation and simultaneous conservative consistency of false discovery rates: a unified approach. *Journal of the Royal Statistical Society Series B: Statistical Methodology*, 66(1):187–205.
- Sun, W. and Cai, T. T. (2007). Oracle and adaptive compound decision rules for false discovery rate control. *Journal of the American Statistical Association*, 102(479):901–912.
- Sun, W. and Cai, T. T. (2009). Large-scale multiple testing under dependence. *Journal of the Royal Statistical Society Series B: Statistical Methodology*, 71(2):393–424.
- Tibshirani, R. J., Foygel Barber, R., Candès, E. J., and Ramdas, A. (2019). Conformal prediction under covariate shift. In *Neural Information Processing Systems*.
- van de Geer, S., Bühlmann, P., Ritov, Y., and Dezeure, R. (2014). On asymptotically optimal confidence regions and tests for high-dimensional models. *The Annals of Statistics*, 42(3):1166–1202.
- Vovk, V., Gammerman, A., and Shafer, G. (2005). *Algorithmic learning in a random world*. Springer.
- Yang, Y., Kuchibhotla, A. K., and Tchetgen Tchetgen, E. (2024). Doubly robust calibration of prediction sets under covariate shift. *Journal of the Royal Statistical Society Series B: Statistical Methodology*, 86(4):943–965.
- Yuan, M. and Wegkamp, M. (2010). Classification methods with reject option based on convex risk minimization. *Journal of Machine Learning Research*, 11:111–130.
- Zhang, C., Wang, W., and Qiao, X. (2018). On reject and refine options in multicategory classification. *Journal of the American Statistical Association*, 113(522):730–745.
- Zhang, C.-H. and Zhang, S. S. (2014). Confidence intervals for low dimensional parameters in high dimensional linear models. *Journal of the Royal Statistical Society Series B: Statistical Methodology*, 76(1):217–242.
- Zhou, D., Liu, M., Li, M., and Cai, T. (2024). Doubly robust augmented model accuracy transfer inference with high dimensional features. *Journal of the American Statistical Association*, pages 1–26.