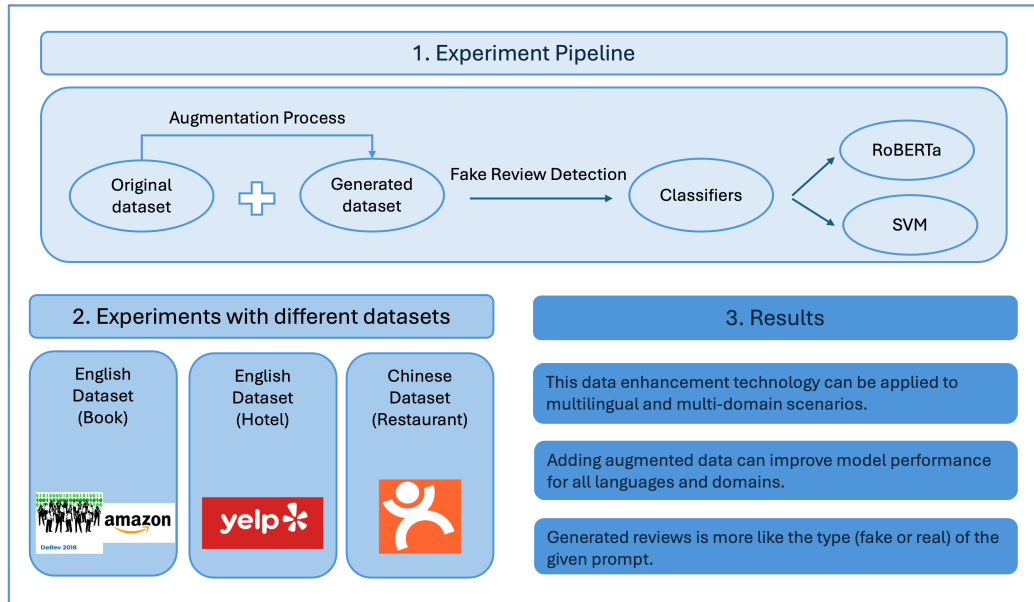


# Graphical Abstract

## Data Augmentation for Fake Reviews Detection in Multiple Languages and Multiple Domains

Ming Liu and Massimo Poesio



## Highlights

### **Data Augmentation for Fake Reviews Detection in Multiple Languages and Multiple Domains**

Ming Liu and Massimo Poesio

- The data augmentation technique can provide similar results whether the review content is in Chinese or English and whether the review content is for books or restaurants. We observed that performance is improved in all experiment cases.
- The authenticity of the generated dataset is related to the authenticity of the provided prompt. When fake reviews are used to generate reviews, the generated reviews tend to be more fake.

# Data Augmentation for Fake Reviews Detection in Multiple Languages and Multiple Domains

Ming Liu and Massimo Poesio

<sup>a</sup>*Queen Mary University of London, Mile End Road, London, E1 4NS,*

---

## Abstract

With the growth of the Internet, buying habits have changed, and customers have become more dependent on the online opinions of other customers to guide their purchases. Identifying fake reviews thus became an important area for Natural Language Processing (NLP) research. However, developing high-performance NLP models depends on the availability of large amounts of training data, which are often not available for low-resource languages or domains. In this research, we used large language models to generate datasets to train fake review detectors. Our approach was used to generate fake reviews in different domains (book reviews, restaurant reviews, and hotel reviews) and different languages (English and Chinese). Our results demonstrate that our data augmentation techniques result in improved performance at fake review detection for all domains and languages. The accuracy of our fake review detection model can be improved by 0.3 percentage points on DeRev TEST, 10.9 percentage points on Amazon TEST, 8.3 percentage points on Yelp TEST and 7.2 percentage points on DianPing TEST using the augmented datasets.

*Keywords:*

Natural Language Processing, Data Augmentation, Fake Reviews Detection, Multiple Language, Multiple Domains

---

## 1. Introduction

With the development of the Internet, users have gradually shifted from offline purchases to online purchases. Without being able to touch physical

---

*Email address:* {acw661,m.poesio}@qmul.ac.uk (Ming Liu and Massimo Poesio)

items, product reviews have become an important factor in deciding whether to purchase the product (Mukherjee et al., 2013; Mohawesh et al., 2024; Pan & Xu, 2024). These reviews provide purchasing options for subsequent customers and bring improvement directions to merchants (Mohawesh et al., 2021; Xylogiannopoulos et al., 2024). But fake positive reviews can mistakenly lead users to purchase products that do not meet their needs. Fake negative reviews may lead users to abandon the product, resulting in losses for the merchant (Zhu & Zhang, 2010; Ho-Dac et al., 2013). Therefore, fake product or service reviews could have a serious negative effect. As a result, finding and removing such fake reviews has become a topic of intensive research (Jindal & Liu, 2008; Ott et al., 2011; Fornaciari & Poesio, 2014; Fornaciari et al., 2020, 2021a; Costa et al., 2019; Vidanagama et al., 2019; Salminen, Kandpal, Kamel, gyo Jung, & Jansen, 2022; Pan & Xu, 2024).

Virtually all research on distinguishing real from fake reviews involves supervised methods. Early research used traditional machine learning methods such as Naïve Bayes, Random Forest, and Support Vector Machine (SVM) (Jindal & Liu, 2008; Mihalcea & Strapparava, 2009; Ott et al., 2011; Fornaciari & Poesio, 2014; Crawford et al., 2015; Maurya et al., 2024). More recently, deep learning methods have become predominant (L. Li et al., 2015; Fornaciari et al., 2021a; Salminen, Kandpal, Kamel, Jung, & Jansen, 2022). More and more scholars are using deep learning methods that do not involve hand-specified features instead of traditional methods based on review features, user behaviour or product features (Y. Li et al., 2016; Z. Wu et al., 2018; Y. Wu et al., 2020). But these methods require large datasets, which are even more difficult to acquire than for other NLP tasks, as determining which reviews are genuine and which are fake generally involves complex procedures (Mukherjee et al., 2013; Fornaciari et al., 2020). This issue was addressed to some extent thanks to large companies such as Amazon (Kaushik et al., 2018), Yelp (Rayana & Akoglu, 2015) and TripAdvisor (Alam et al., 2016), which released versions of their data. However, these datasets only cover a limited range of possible types of reviews and a limited number of languages. For other products/services and languages, these datasets will not be of much help. Research such as (Fornaciari et al., 2020) has shown that the problem of obtaining large amounts of useful data efficiently and quickly remains a problem because crowdsourced data are very different from real data. ‘A large number of products get very few reviews and a small number of products get a large number of reviews’ This is a kind of ‘wisdom of a few’ (Fornaciari et al., 2020; Baeza-Yates & Saez-Trumper,

2015).

Thus, in recent work, data augmentation methods have been proposed as a solution to the problem of creating sufficiently large datasets for fake review detection for novel products/services and novel languages which are closer to real fake reviews than 'fake reviews' produced via crowdsourcing (Aghakhani et al., 2018; Salminen, Kandpal, Kamel, Jung, & Jansen, 2022).

## 2. Research Questions and Objectives

In this study, we propose a novel data augmentation technique for fake review detection that can be applied to multiple languages and domains.

Specifically, we address the following three questions:

1. Can the performance of a fake review detector be improved by adding augmented data?
2. How should the generated data be used?
3. Can the proposed data augmentation technology be applied across languages and types of reviews?

Firstly, the objective of this research is to test whether data augmentation techniques can be a useful way to generate datasets for studying fake reviews. In cases where we only have a small amount of data, it is possible to augment the dataset with data augmentation techniques.

Secondly, we hope that the dataset obtained by data augmentation technology can be as similar as possible to the original dataset.

Thirdly, We hope that the data augmentation techniques can be wiled used across languages and domains.

## 3. Background

### 3.1. Fake Reviews Detection

Fake reviews are reviews of products (such as books) or services (such as restaurants or hotels) that do not reflect the reviewer’s real subjective opinion. Thus, fake review detection is akin to opinion spamming detection, but very different from fake news detection, where objective truth is available.

Fake reviews are unfortunately widespread and are generated by users or machines without any experience with the product or service (Jindal & Liu, 2008; Lee et al., 2016; Pan & Xu, 2024; Hyder et al., 2024). Because fake

reviews can be created manually by human writers or automatically generated by machines, technological progress will promote the advancement of fake review generation (Salminen, Kandpal, Kamel, Jung, & Jansen, 2022; Duma, Niu, Nyamawe, Tchaye-Kondi, Jingili, et al., 2024).

### **Cues for Detecting Fake Reviews**

Until not so long ago, most fake review detection was done manually (Jindal & Liu, 2008), relying on a combination of linguistic features and meta-features known to be associated with lying (Vrji, 2008). For example, liars often use second or third-person pronouns: *you*, *he*, and *she* to avoid using first-person pronouns to express their opinions to reduce their association with unfamiliar content (Newman et al., 2003; Vrji, 2008; Jindal & Liu, 2008; Mihalcea & Strapparava, 2009; Fitzpatrick et al., 2015). Meta information includes whether a user or product has very few reviews, and their reviews rarely have feedback Jindal and Liu (2008). Walther et al. (2023) reviewed the literature on fake review detection and classified clues into five major categories. Review characteristics are judged by the description of the reviewed item (Ansari & Gupta, 2021; Peng et al., 2016; Filieri, 2016; Jensen et al., 2013). Textual characteristics are determined by judging the user’s writing skills, such as the use of grammar (Filieri, 2016; Ansari & Gupta, 2021). Reviewer characteristics determine the authenticity of a review by judging the characteristics of the reviewing user (DeAndrea et al., 2018; Kusumasondjaja et al., 2012). Seller characteristics determine the authenticity of reviews by judging the merchant’s reputation and sales record (Peng et al., 2016; DeAndrea et al., 2018). At the same time, Platform characteristics are also an important judgment indicator, such as different sales platforms and product displays (Filieri, 2016; Munzel, 2015). These make it easier for users to spot fake reviews online.

But with the explosive growth of online reviews, manual identification of fake reviews has become unfeasible.

For example, TripAdvisor had over 200 million reviews by the end of 2015 (Crawford et al., 2015). On the other hand, the accuracy of manual judgment is not very high. For example, the Ott et al. (2011) team hired humans to determine whether reviews were true or false. Its highest accuracy rate (65%) is far lower than the accuracy rate of a machine learning algorithm (85%).

### **Automatic Detection Methods**

The alternative to manual deceptive review detection is using automated methods (Newman et al., 2003; Hancock et al., 2004, 2007; Jindal & Liu, 2008; Mihalcea & Strapparava, 2009; Fornaciari & Poesio, 2014; Fornaciari et al., 2020; Pan & Xu, 2024; Hyder et al., 2024; Maurya et al., 2024). Automatic deceptive review classification typically uses NLP tools classifying a review on the basis of keywords, N-gram and TF-IDF, etc (Newman et al., 2003; Jindal & Liu, 2008; Mihalcea & Strapparava, 2009; Fornaciari & Poesio, 2014; Fornaciari et al., 2020). In addition, you can also add some content that is not the main text, such as user gender, user address and the number of user reviews, etc., to improve accuracy (Crawford et al., 2015).

### **Deep Learning Methods**

With technological innovation, researchers have shifted from using traditional machine learning algorithms to using deep learning methods (Hyder et al., 2024). For example, Aghakhani et al. (2018) proposed the FakeGAN model. The GAN network is applied to the generation and detection of fake news. It is different from the general single generator and discriminator GAN model. FakeGAN contains a generator and two discriminators. The two discriminators help the generator to better generate new data similar to the original data and also improve the accuracy of the classifier. Salminen, Kandpal, Kamel, Jung, and Jansen (2022) fine-tuned the GPT-2 model to generate a new dataset. The dataset contains ten categories of Amazon product reviews, each of which contains 2000 reviews. Then fine-tuned the RoBERTa model as a discriminator for fake review detection. Fornaciari et al. (2021b) also tried multiple BERT-based models when studying the impact of context on fake comment detection. In addition, researchers also tend to develop new models based on deep learning algorithms. The new model improves the ability to identify online fake reviews by combining CNN with natural language processing technology and a new optimization algorithm (adaptive particle swarm optimization) (Deshai & Bhaskara Rao, 2023). DHMFRD-TER combines BERT, CNN and LSTM models. The model’s discriminative ability is further improved by adding emotion and review ratings Duma, Niu, Nyamawe, Tchaye-Kondi, Chambua, and Yusuf (2024). Although the final judgment result is determined by the classification model, it always includes human effort for dataset annotation, dataset creation and data preprocessing are all done manually (Salminen, Kandpal, Kamel, Jung, & Jansen, 2022).

### 3.2. Datasets for Fake Review Detection

Datasets are needed to train fake review detection models. Among the existing examples, we will mention datasets for hotel reviews (Yoo & Gretzel, 2009; Ott et al., 2011), Amazon reviews (Kaushik et al., 2018) and the DeRev2018 dataset of Amazon book reviews (Fornaciari & Poesio, 2014). These datasets can be divided into three major categories: Lab-collected datasets, Crowdsourcing and Genuinely true and false review datasets.

The first datasets for deception detection were collected by academics in the lab. As an example, Newman et al. (2003) distributed a series of questions in schools based on different topics and asked students to give true and false feedback. Similarly, the Hancock et al. (2004) team provided The Social Interaction and Deception form to students at a northeastern American university to obtain deception-related data.

However, this method makes it difficult to obtain the large amount of data required to train AI models. Ott et al. (2011) and Mihalcea and Strapparava (2009) used a crowdsourcing platform to obtain the data. The Ott et al. (2011) dataset contains 800 fake and 800 truthful reviews of hotel reviews. The Mihalcea and Strapparava (2009) dataset contains 300 fake and 300 truthful reviews in three topics.

This approach does allow for the collection of large enough data. After multiple reviews and revisions, Fornaciari and Poesio (2014) finally provided a dataset of 6819 highly credible fake reviews of books. This dataset includes 22 books called Innocent Books. However, the deviation between crowdsourced data and real data is difficult to ignore (Fornaciari et al., 2020).

### 3.3. Data Augmentation

#### **Data Augmentation**

The term data augmentation refers to methods for constructing iterative optimization or sampling algorithms via the introduction of unobserved data or latent variables (Van Dyk & Meng, 2001).

In recent years, data augmentation has started to be widely used in the field of NLP. Data augmentation involves increasing the size of the training data by adding to it new synthetic data generated to resemble real data according to some criteria, while at the same time introducing diversity. The hypothesis is that the increased size of the training data will result in improved performance for the classifier. For example, the sentiment analysis framework proposed by Shang et al. (2021) includes a transformer-based GAN model, which can generate high-quality data, thereby expanding the



original training set. Júnior et al. (2022) used data augmentation technology when analyzing COVID-19 fake news. Recently, with the popularity of LLMs such as ChatGPT, researchers have also started to combine ChatGPT with data augmentation. One example is the ChatAug framework, generating auxiliary data for the few-shot text classification task (Dai et al., 2023).

### **Data Augmentation for Fraud and Fake News Detection**

Data augmentation is also widely used in the field of fraud detection. For instance, GAN-based data augmentation technology has been applied to credit card fraud detection (Strelcenia & Prakoonwit, 2023). To balance the original dataset, data augmentation techniques were used to synthesize the dataset (Strelcenia & Prakoonwit, 2023). Bucos and Țucudean (2023) enhanced a fake news dataset in the Romanian language using back translation and a method they called Easy Data Augmentation, achieving improvements in AUC scores across all models tested. Similarly, Hua et al. (2023) first used Back Translation technology to enhance the dataset and then did fake news detection by combining text data and image data.

### **Data Augmentation for Fake Review Detection**

In the field of fake review detection, a series of new models based on GAN networks have emerged. For example, FakeGAN (Aghakhani et al., 2018) uses two discriminator models and one generator model. GANgster (Shehnepoor et al., 2020) adds review rating score when generating reviews so that it generates score-correlated reviews. Salminen, Kandpal, Kamel, Jung, and Jansen (2022) expand the dataset using GPT-2. The RoBERTa model is then fine-tuned to detect fake and real.

### **Data Augmentation Methods**

More than 100 data augmentation techniques were discussed and classified into 12 categories by Bayer et al. (2022). Based on the differences in technology and NLP implementation, data augmentation technology can be classified as rule-based, interpolation-based and model-based (Feng et al., 2021). At the same time, due to the different types of enhanced data, data augmentation methods can also be classified into paraphrasing-based, noising-based, and sampling-based (B. Li et al., 2022). Specifically, paraphrasing-based generates similar, paraphrased sentences by rewriting the original sentences while keeping the meaning of the sentences consistent (B. Li et al., 2022). Noising-based is to achieve data expansion by adding noise to the original

data to reduce modifications to the original data as much as possible (B. Li et al., 2022). Sampling-based maintains the original data distribution and then generates a new data set based on the data distribution. The process is more complicated, but it can generate data that is different but similar to the original data as much as possible (B. Li et al., 2022). When using data augmentation technology, the choice is based on the actual application.

This article uses the sampling-based method for data expansion. The purpose is to maintain the original data distribution as much as possible when there is a small amount of data and create a large number of datasets with similar content.

#### 4. Our Approach To Data Augmentation

We propose to address the problem of data sparsity for fake review detection via data augmentation. In this section, our data augmentation methodology is introduced in detail and its specialization for multilingual and multi-domain use.

##### 4.1. Methodology

Overall, our proposed process follows the following 4 steps:

1. Generate data through a generator. Since the generated data contains different languages, the generation models will differ.
2. Combine the resulting data with the original data to generate different data groups.
3. Train two different types of fake news classifiers using SVMs and Roberta. (First, the classifier here is used as a detection tool to verify whether the model efficiency has been improved. Second, to ensure the consistency of the experiment, a newer and better classification method has not been replaced here. Using the classifier consistent with the previous experiment can more intuitively express the improvement of model efficiency.)
4. Test the accuracy of the classifier on different data groups.

This approach is illustrated in Figure 1.

Because this study aims to verify whether data augmentation technology can be widely applied to multilingual and multi-domain, the data in the experiment includes comparisons between different fields in the same language and different fields in different languages.

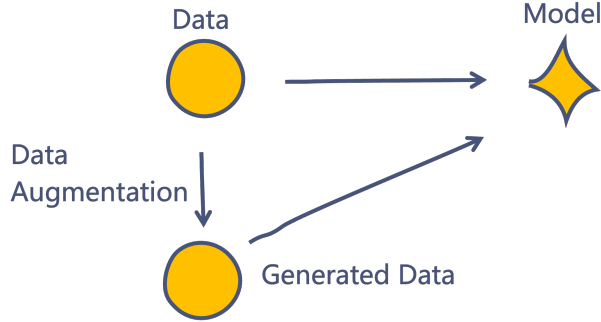


Figure 1: Data Augmentation. The new data obtained by augmenting the existing data is also used as training data for model training, thereby improving model efficiency.

#### 4.2. Generating Data: English

To obtain the data, we created a generator through which we obtain coherent and consistent text. The simplest generator can directly use the language model to generate relevant text based on given prompts. In preliminary experiments, we tried using GPT-2 (Radford et al., 2019) directly to generate sentences, but the results were not good. So we started using the interpolation model proposed by Wang et al. (2020) instead, achieving better results; we use this approach in this paper.

Figure 2 illustrates the structure of our generator. For English, based on the interpolation model. It contains a fine-tuned OPT (Zhang et al., 2022) text generation model and a Coherence Ranker (Moon et al., 2019) model for text selection. Candidate sentences are generated through the fine-tuned OPT model, and then the Coherence Ranker selects the sentence that best fits the context.

#### 4.3. Generalizing to Other Languages and Other Domains

The architecture of the model used to generate texts in Chinese is the same as that used for English and illustrated in Figure 2. When conducting the experiments on DianPing TEST, because the OPT model did not support Chinese, we replaced OPT with GLM-10b-Chinese.

In addition, for the Chinese experiments, the GLM-Chinese-FG model was obtained by fine-tuning the GLM-10b-Chinese model on the DianPing dataset. GLM-10b-Chinese is pre-trained on the WuDaoCorpora dataset (Yuan et al., 2021). It has 48 transformer layers, with a hidden size of 4096 and 64 attention heads in each layer. The model is pre-trained with autoregressive

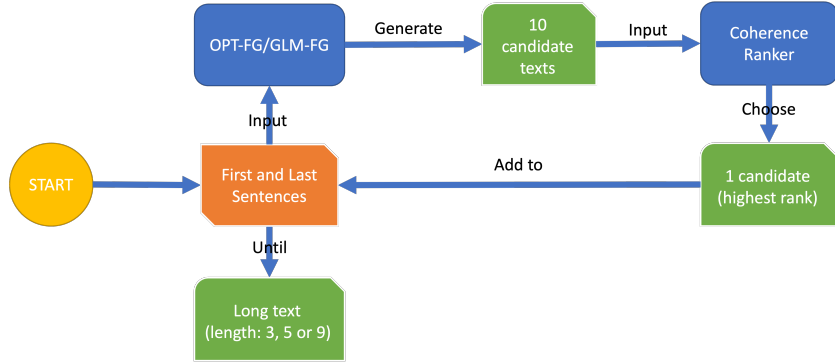


Figure 2: The text generator pipeline. It contains a LLM generator used to produce texts via interpolation, and a coherence ranker to score the produced texts. It generates text of length 3, 5 or 9 after multiple iterations.

blank-filling objectives designed for natural language understanding, seq2seq, and language modelling.

The architecture in Figure 2 uses interpolation to obtain long, complete reviews. The inputs are the first and last sentences of existing comments. Output 10 candidate sentences or one final sentence through the fine-tuned OPT-FG or GLM-FG model respectively. (A coherence sorter is behind a fine-tuned OPT model, then used to select the sentence that is most coherent with the input.) Loop through the entire generation process until the desired length is generated. In this experiment, we chose 5 as the review length. So the loop will only be executed three times.

#### 4.4. The Output of the Generator: An Analysis

In this section, we illustrate the quality of the generation models we used via examples of the output of these models, including GPT-2, OPT and GLM (Chinese). We used both a quantitative metric (BLEU) and a qualitative analysis to assess the output of the models. These generation results motivated our selection of the final model.

##### 4.4.1. GPT-2-Generated Text

**Original Review (Amazon;Fake) :**

Upon receiving the product, the instructions were read and followed for proper installation. When I placed the product on a bathroom tile wall it

soon fell off on the floor. Several attempts were made to secure it to the wall but it would not hold the suction and would fall to the floor. The product was returned for a refund at our local store.

#### **Review Generated by GPT-2 :**

I got this for my son and he loves it! He can't believe how small, durable these are. I bought them as a gift but they work well enough to hold his toddler's hand in place with no worry of slipping off when putting on the baby clothes or wearing any kindus bag (it is not very strong).

The review shown above was generated by GPT-2. Quantitatively, the automatically generated review obtains a BLEU score of 3.2947e-155. Qualitatively, this review illustrates the fact that when receiving the title and keywords of the review in input, GPT-2 can generally generate good review sentences, but it is often off-topic, as in the example above, which should be about the shower handle. This led us not to use GPT-2 in our experiments - using instead OPT for English and GLM-10b-Chinese with context to control topics, as discussed above.

#### *4.4.2. OPT Generator*

##### **Original Review (Amazon;Real):**

This book is a series of short stories detailing the lives of various workers in Iraq and Afghanistan. They live with boredom and violence in the places they are assigned to and then are expected to come to the US and live a normal life with people who have no idea of their experiences. Very insightful.

##### **Review Generated by OPT (Amazon;Real) :**

This book is a series of short stories detailing the lives of various workers in Iraq and Afghanistan. It is a compilation of stories from various perspectives and is more a collection of stories about the experiences of Iraqi and Afghan

workers. The author does a good job of illustrating the challenges of working in dangerous conditions without a lot of the details . Very insightful. Very insightful.

The two examples above are an original review from the Amazon dataset and the corresponding OPT-generated review. The label Real means that the generated review was obtained by using input from a real review. Inputs are the first and last sentence of the original review, which is then generated by interpolation. The original review and the generated review have different content, but the generated review is thematically consistent given the context as input.

Quantitatively, the OPT-generated review obtains a BLEU score of 0.2779. Qualitatively, this example illustrates another issue: since the OPT model has not 'read' the book, there is a high probability that the content of the generated review will not match the real situation, and the generated review is considered fake.

#### 4.4.3. GLM Generator

##### Original Review (DianPing) :

皮薄汤多，关键还便宜。鲜清的很喜欢，不错，红清的烤鸭顾烤鸭山，不鲜清的很喜欢，不错，红清的烤鸭顾烤鸭山，不烤鸭，蛋求烤鸭的鸭山，不烤鸭，鸭 服务员 据说还上过星尚的人气美食节目

Translation: *The skin is thin, the soup is rich, and the key is it's cheap. Fresh, clear. I like the roast duck of Hongqing very much, not bad. It is said that it has even appeared on Xing Shang's popular food program.*

##### Review generated by GLM-10b-Chinese-RG (DianPing) :

皮薄汤多，关键还便宜。只要3块钱就能买一两。每天早上排队的人比较多。所以感觉应该也比较符合大众口味。据说还上过星尚的人气美食节目

Translation: *The skin is thin, the soup is rich, and the key is it's cheap. You can buy one for only 3 yuan. There are more people queuing up every morning. So it feels like it should be more in line with public taste. It is said that he even appeared on Xing Shang's popular food show.*

In the original review, it said that the roast duck is cheap, fragrant, delicious, and has been on TV. By contrast, in the generated review, the specific price is described based on the first and last sentences. And based on the contextual description, "food is liked by everyone" was generated, which made it appear on TV. No specific food appears in the generated content. Therefore, the generated results are acceptable and the sentences maintain some coherence, but the content is inconsistent with the original review. BLEU score: 0.2534

#### 4.4.4. Summary of the Quantitative Results

Table 1 shows the BLEU scores and Coherence scores of generated reviews. The results in the Table provide further evidence that the texts produced using OPT and GLM are of better quality than the texts obtained using GPT-2.

Reviews	BLEU scores	Coherence Scores
GPT-2 Generated	3.2947e-155	-14.0758
OPT Generated	0.2779	0.5522
GLM Generated	0.2534	0.5313

Table 1: The BLEU score and Coherence Score of provided reviews.

## 5. Fake Review Detection Experiments and Results

To answer the questions raised in section 1, we conducted three sets of experiments:

1. AmazonAndDeRev TEST: First of all, we used the Amazon (Salminen, Kandpal, Kamel, gyo Jung, & Jansen, 2022) and DeRev (Fornaciari & Poesio, 2014) English datasets of reviews about books widely used in previous research.
2. Yelp TEST: Then, to further prove the usability of this data augmentation technology, we tested our approach on an english dataset for a different domain, the Yelp English dataset, which hotel reviews in North America.

3. **DianPing TEST**: Finally, we used the DianPing Chinese dataset to verify further that the proposed data augmentation technology can be applied to multilingual environments (and yet another domain).

### 5.1. Datasets Used

Table 2 lists the number of real and deceptive reviews in the datasets we used.

**DEREV** (Fornaciari & Poesio, 2014; Fornaciari et al., 2020) consists of Amazon book reviews produced by individuals who confessed to writing fake reviews for financial gain, as well as reviews for which there is strong evidence that is genuine.

**Amazon** The Amazon reviews dataset contains user review data that were identified by the Amazon customer team as being clearly true or false. It contains 21,000 items, categorized into 30 classes, each of which contains 700 reviews.

**Yelp** The Yelp dataset includes hotel and restaurant reviews filtered (spam) and recommended (legitimate) by Yelp.

**DianPing** The DianPing dataset consists of all reviews of all restaurants in Shanghai from November 1st, 2011 to April 18th, 2014.

In the experiment 'AmazonAndDeRev TEST', two fake review datasets were used: the Amazon dataset used by (Salminen, Kandpal, Kamel, Jung, & Jansen, 2022) and the DeRev dataset from (Fornaciari & Poesio, 2014; Fornaciari et al., 2020). Both of these datasets consist of authentic fake reviews and authentic reviews; The Amazon dataset is large and noisy, whereas the DeRev dataset is small but more high-quality.

In the experiment 'Yelp TEST', we used the Yelp dataset (Rayana & Akoglu, 2015), which contains hotel reviews located in North America. The data includes category of user(User.id), id of product(Product.id), rating star(Rating), date(Date), review text(Review) and review label(Label)

In the experiment 'DianPing TEST', we used the DianPing dataset (H. Li et al., 2014) as the experimental dataset. This dataset contains filtered reviews identified by a fake review detection system. The data includes category label (label), user code (user), anonymous IP address (IP), rating (star) and review text (text).

In each experiment, 100% of DianPing dataset and generated dataset are used to fine-tune the Generator models. 80% of DianPing dataset and generated dataset are used to train the Classifier model, and 20% of the DianPing dataset is used as a test set.



Dataset Name	Number Of Reviews	Number of Real Reviews	Number of Deceptive Reviews
Amazon Dataset	700	350	350
DeRev Dataset	1552	776	776
Yelp Dataset	359053	322167	36885
DianPing Dataset	9765	6241	3524

Table 2: The number of real and false reviews in used datasets.

## 5.2. Classifying Reviews Using the Augmented Datasets

The purpose of the classifier experiments is to verify whether adding the generated data as discussed previously improves the performance of the model. In these experiments, we used two classifiers, SVM (Boser et al., 1992) and RoBERTa (Liu et al., 2019).

### 5.2.1. Training Data

The quality of the generated dataset can be judged indirectly through the classification performance of the classifier. If the classification performance of the classifier with added data is better than that of the original model, which means data augmentation can improve the performance of the model. Likewise, the quality of the generated dataset is also good.

### 5.2.2. The Logic of the Experiments

Our classifier experiments were designed to answer the three questions in Section 1. To answer these questions, we ran the series of experiments shown in Figure 3.

Generated Type Datasets	Without Generated	ALL => Fake	True => Fake	Fake => Fake	True => True Fake => Fake
Real Only	A				
Real + Generated		B	C	D	E
Generated Only					F
Notes:	Experiment IDs : A, B, C, D, E and F				
	Original: Amazon, DeRev, Yelp and DianPing Datasets				
	Real: Original(real) + Original(fake)				
	Generated: Original_Generated(real) and Original_Generated(fake)				
	Original_Generated(real) <= Original(real)				
	Original_Generated(fake) <= Original(fake)				

Figure 3: Summary of the training modalities. By combining different datasets, existing models are trained and tested to verify three questions.

To answer Question 1 (*Can the performance of a fake review detector be improved by adding augmented data?*), we carried out experiments A and E.

In Experiment A, only the original dataset is used for training. Experiment E adds the generated dataset to Experiment A. In addition, we also ran experiment F in which only generated data were used, to judge the quality of the generated data.

Notice that the datasets contain two types of reviews: real reviews (Original(real)) and fake reviews (Original(fake)). The generated reviews can also be divided into two types: 'real generated reviews' (Original\_Generated(real)), i.e., reviews generated from real reviews; and 'fake generated reviews' (Original\_Generated(fake)), i.e., reviews generated from fake reviews. This observation leads to Question 2: *How should the generated data be used?* To answer this question, we conducted experiments B, C and D. In Experiment B, all generated reviews are considered fake. In Experiment C only "real generated data" –i.e., reviews generated from real reviews–are considered fake. In Experiment D, conversely, only 'fake generated data'–i.e., reviews generated from fake reviews–are considered fake.

### 5.2.3. Book Review Classification in English (AmazonAndDeRev TEST)

In this first set of experiments, we used two datasets of book reviews in English, the Amazon dataset and the DeRev dataset. Empirically, we found that whereas adding DeRev training to Amazon training improved the performance on Amazon TEST, the other way around wasn't true, so we tested our models separately on Amazon TEST and DeRev TEST.

The instantiations of the training configurations A-G used for testing with DeRev test dataset are as follows:

- A DeRev
- B DeRev + Amazon
- C DeRev + Amazon + Generated(from Amazon(real + fake))
- D DeRev + Amazon + Generated(from Amazon(real + fake) as fake)
- E DeRev + Amazon + Generated(from Amazon(real) as fake)
- F DeRev + Amazon + Generated(from Amazon(fake) as fake)
- G DeRev + Generated(from Amazon(real + fake))

There is also G\_Balanced which is based on Experiment G. The dataset is balanced based on Experiment G.

For Amazon TEST, we specified training configurations A-L used for testing with Amazon test dataset as follows:

- A DeRev
- B DeRev + Amazon
- C DeRev + Amazon + Generated(from Amazon (real + fake))
- D DeRev + Amazon + Generated(from Amazon(real + fake) as fake)
- E DeRev + Amazon + Generated(from Amazon(real) as fake)
- F DeRev + Amazon + Generated(from Amazon(fake) as fake)
- G DeRev + Generated(from Amazon (real + fake))
- H Amazon
- I Amazon + Generated(from Amazon (real + fake))
- J Amazon + Generated(from Amazon(real + fake) as fake)
- K Amazon + Generated(from Amazon(real) as fake)
- L Amazon + Generated(from Amazon(fake) as fake)

In the experiments DeRev TEST and Amazon TEST, we used the DeRev dataset as our basic dataset. Because the DeRev dataset is of high quality and is more conducive to model training. It is more efficient to verify whether the model has been improved by adding the original or more generated Amazon dataset.

#### 5.2.4. *Hotels and Restaurants Reviews Classification in English (YELP TEST)*

To address Question 3 (*Can the proposed data augmentation technology be applied across languages and types of reviews?*) we applied our approach to two other datasets.

The Yelp dataset is still in English, but in a different domain: reviews of hotels and restaurants. Training configurations A-F for Yelp TEST are shown below, consistent with the figure 3.

- A Yelp
- B Yelp + Generated(from Yelp(real + fake) as fake)
- C Yelp + Generated(from Yelp(real) as fake)
- D Yelp + Generated(from Yelp(fake) as fake)
- E Yelp + Generated(from Yelp(real + fake))
- F Generated(from Yelp(real + fake))

This dataset combination is consistent with the dataset combination of DianPing TEST described below. For specific parameter settings, please refer to DianPing TEST.

### 5.2.5. Food Reviews in Chinese (DianPing TEST)

Finally, DianPing was used to test our proposed approach to a different language (and yet another domain). The full list of variants of training datasets used in the experiments on DianPing is as follows:

- A Dianping
- B Dianping + Generated(from DianPing(real + fake) as fake)
- C Dianping + Generated(from DianPing(real) as fake)
- D Dianping + Generated(from DianPing(fake) as fake)
- E Dianping + Generated(from DianPing(real + fake))
- F Generated(from DianPing(real + fake))

80% of the DianPing dataset is treated as the train set; 20% of the DianPing dataset is treated as the test set.

### 5.2.6. Results

Figure 4 and 5 show the results with Amazon TEST and DeRev TEST respectively.

Experiments_results (Test set: Amazon)							
Experiment ID	Classifier	Accuracy	F1-Score	Precision	Recall	Real Data	Fake Data
A	SVM+TfIdf	0.5294	0.6262	0.5194	0.7882	495	470
B	SVM+TfIdf	0.6059	0.6417	0.5882	0.7059	760	735
C	SVM+TfIdf	0.7647	0.7701	0.7528	0.7882	1072	1060
D	SVM+TfIdf	0.5471	0.2667	0.7000	0.1647	760	1372
E	SVM+TfIdf	0.5235	0.3415	0.5526	0.2471	760	1047
F	SVM+TfIdf	0.6765	0.6154	0.7586	0.5176	760	1060
G	SVM+TfIdf	0.7412	0.7634	0.7030	0.8353	807	795
H	SVM+TfIdf	0.6118	0.6207	0.6067	0.6353	265	265
I	SVM+TfIdf	0.6765	0.6821	0.6705	0.6941	364	361
J	SVM+TfIdf	0.5471	0.1720	1.0000	0.0941	265	902
K	SVM+TfIdf	0.5235	0.1818	0.6429	0.1059	265	577
L	SVM+TfIdf	0.6118	0.4500	0.7714	0.3176	256	590
A	RoBERTa	0.4824	0.5769	0.4878	0.7059	495	470
B	RoBERTa	0.5824	0.4496	0.6591	0.3412	760	735
C	RoBERTa	0.8294	0.8415	0.7857	0.9059	1072	1060
D	RoBERTa	0.6412	0.5960	0.6818	0.5294	760	1372
E	RoBERTa	0.5471	0.2376	0.7500	0.1412	760	1047
F	RoBERTa	0.6471	0.6386	0.6543	0.6235	760	1060
G	RoBERTa	0.8294	0.8324	0.8182	0.8471	807	795
H	RoBERTa	0.7000	0.6752	0.7361	0.6235	265	265
I	RoBERTa	0.7765	0.7865	0.7527	0.8235	364	361
J	RoBERTa	0.6941	0.6579	0.7463	0.5882	265	902
K	RoBERTa	0.6647	0.6069	0.7333	0.5177	265	577
L	RoBERTa	0.7235	0.7403	0.6979	0.7882	256	590

Figure 4: The results for Amazon TEST

Experiments_results (Test set: DeRev)							
Experiment ID	Accuracy	F1-Score	Precision	Recall	Classifier	Real Data	Fake Data
A	0.9582	0.9571	0.9540	0.9603	RoBERTa	495	470
B	0.9421	0.9427	0.9080	0.9801	RoBERTa	845	820
C	0.9550	0.9548	0.9308	0.9801	RoBERTa	1157	1145
D	0.9100	0.9041	0.9362	0.8742	RoBERTa	845	1457
E	0.9389	0.9360	0.9521	0.9205	RoBERTa	845	1132
F	0.9486	0.9463	0.9592	0.9338	RoBERTa	845	1145
G	0.9614	0.9615	0.9317	0.9934	RoBERTa	807	795
G_Balanced	0.9582	0.9568	0.9600	0.9536	RoBERTa	637	637
A	0.9325	0.9333	0.8963	0.9735	SVM+TfIdf	495	470
B	0.9100	0.9079	0.9020	0.9139	SVM+TfIdf	845	820
C	0.8778	0.8766	0.8599	0.8940	SVM+TfIdf	1157	1145
D	0.8746	0.8602	0.9375	0.7947	SVM+TfIdf	845	1457
E	0.8778	0.8652	0.9313	0.8079	SVM+TfIdf	845	1132
F	0.8842	0.8767	0.9078	0.8477	SVM+TfIdf	845	1145
G	0.8971	0.8974	0.8696	0.9272	SVM+TfIdf	807	795
G_Balanced	0.8682	0.8682	0.8438	0.8940	SVM+TfIdf	637	637

Figure 5: The results for DeRev TEST

These results show, first of all, that the performance of the SVM model is always lower than that with RoBERTa, throughout figure 6 and 7. Therefore, the discussion below will focus on the RoBERTa model.

Secondly, the results show that using data augmentation, an accuracy improvement of up to 0.31 and 7.65 percentage points can be achieved on Amazon TEST and DeRev TEST, respectively.

We found that the results of Yelp TEST and DianPing TEST are very similar, so only the results of DianPing TEST are discussed below.

Experiments_results (Test set: Yelp)					
Experiment ID	Classifier	Accuracy	F1-Score	Precision	Recall
A	RoBERTa	0.7312	0.5212	0.6235	0.4621
B	RoBERTa	0.6912	0.0912	0.9124	0.0521
C	RoBERTa	0.6812	0.3623	0.5023	0.2218
D	RoBERTa	0.6953	0.1352	0.8412	0.0721
E	RoBERTa	0.7922	0.6199	0.7323	0.5123
F	RoBERTa	0.7432	0.5712	0.5912	0.5831
A	SVM+TfIdf	0.6812	0.0771	0.6429	0.0421
B	SVM+TfIdf	0.6922	0.0621	0.6300	0.0323
C	SVM+TfIdf	0.6834	0.0611	0.7721	0.0312
D	SVM+TfIdf	0.6911	0.0721	0.8182	0.0422
E	SVM+TfIdf	0.7023	0.2340	0.6122	0.1423
F	SVM+TfIdf	0.6723	0.0912	0.4233	0.0532

Figure 6: The results for Yelp TEST

Figure 7 illustrates the result with DianPing Test. First of all, we find

that the accuracy of training configuration E is slightly higher than those obtained with training configurations A, B, C, D and F.

Experiments_results (Test set: DianPing)							
Experiment ID	Classifier	Accuracy	F1-Score	Precision	Recall	Real Data	Fake Data
A	RoBERTa	0.7311	0.5438	0.6222	0.4325	680	1472
B	RoBERTa	0.6753	0.0925	0.9168	0.0526	680	4129
C	RoBERTa	0.6842	0.3784	0.5075	0.2823	680	2352
D	RoBERTa	0.6971	0.1321	0.8478	0.0746	680	3204
E	RoBERTa	0.7835	0.5911	0.7478	0.5137	1605	3204
F	RoBERTa	0.7394	0.5236	0.5935	0.5526	925	1777
A	SVM+Tfidf	0.6853	0.0723	0.6423	0.0421	680	1472
B	SVM+Tfidf	0.6924	0.0614	0.9142	0.0127	680	4129
C	SVM+Tfidf	0.6855	0.0613	0.7733	0.0336	680	2352
D	SVM+Tfidf	0.6929	0.0732	0.8152	0.0412	680	3204
E	SVM+Tfidf	0.7266	0.2123	0.6213	0.1433	1605	3204
F	SVM+Tfidf	0.6111	0.0913	0.4255	0.0501	925	1777

Figure 7: The results for DianPing TEST

Comparing Experiment B with Experiments C and D shows that the generated datasets are also more similar to their corresponding categories. 'Fake dataset' generated from fake data is more like a fake dataset. Likewise, a 'Real dataset' generated from a true dataset is more like a real dataset. In addition to this, we can also distinguish between fake and real data in this way.

The results of experiments A and E show that adding additional datasets can improve the performance of the classifier. Finally, the experimental results show that adding a refined dataset can improve the performance of the classifier. But it didn't improve much.

## 6. Discussion

In this Section, we discuss the results of our experiments, starting by revisiting the research questions raised in section 1.

### 6.1. Answers to Research Questions

#### Question 1: Can model performance be improved by adding augmented data?

Answer: Results based on AmazonAndDeRev TEST, Yelp TEST and DianPing TEST show that adding augmented data can improve model performance. Even without original data, only augmented data can slightly improve model performance.

**Question 2: What to do with the generated dataset?**

Answer: Results based on AmazonAndDeRev TEST, Yelp TEST and DianPing TEST show that the type of generated reviews is more like the type (fake or real) of the given prompt.

**Question 3: Can this data augmentation technology be applied to multilingual and multi-domain?**

Answer: Figure 8 compares Amazon TEST, Yelp TEST and DianPing TEST. Except for the last column, the improvement rates compared to the baseline are similar. When the generated data was added, the accuracy of the model increased by 7%, 8% and 5% respectively. Even when using only generated data, the model accuracy is slightly improved compared to the baseline. The comparison results based on Yelp TEST, Yelp TEST and DianPing TEST show that this data enhancement technology has generalization, that is, it can be applied to multilingual and multi-domain scenarios.

Dataset \ Model	original	+ generated	generated only	+ real as fake	+ all as fake	+ fake as fake
Amazon	0	↑ (7%)	↑ (0.3%)	↓ (3.5%)	↓ (0.5%)	↑ (0.23%)
Yelp	0	↑ (8%)	↑ (0.16%)	↓ (6.8%)	↓ (0.5%)	↓ (0.15%)
DianPing	0	↑ (5%)	↑ (0.5%)	↓ (5%)	↓ (0.4%)	↓ (3.5%)

Figure 8: Comparison Between Amazon Test and DianPing Test

*6.2. General Discussion*

Through experiments, we provide a way to generate fake review data. We also conducted some experiments on this basis. The experimental results show that we can control the authenticity of the generated data. At the same time, if we add watermarks to the generated data, we can better control the generated data to prevent other users from directly identifying the data set generated by this method as real data.

The results of the experiments also pointed out that data after data augmentation can improve the accuracy of models. It provides other researchers with ideas for improving the model. By expanding the original data set through data augmentation technology without changing the training model, the model efficiency can also be improved. Although at this stage, the length and format of the data set generated by the model are unified, it can still improve the model. In the future, it is also a feasible improvement to set the

model generation results so that it generates datasets closer to that collected by humans.

### *6.3. Theoretical Implications*

The main theoretical implication of our experiments is that the data generation method we introduce has universal applicability. Adding the generated data to training results in improvements in performance at fake review detection even if the original data come from multiple languages and multiple domains.

At the same time, we also found a correlation between the original data and the generated data. When using fake reviews to generate new reviews, the generated reviews are more similar to fake reviews. And vice versa.

### *6.4. Practical Implications*

Merchants use new technologies to improve discriminators’ ability to identify fake reviews. Illegal operators improve the reviews generated by improving the generator. This competition is difficult to avoid, but from the perspective of researchers, we prefer to improve the performance of the discriminator. To do this, the discriminator model needs to be updated all the time. The training model uses the latest dataset and updates the discriminator component. The idea is similar to online learning, constantly feeding the model new datasets to improve model performance (Cardoso et al., 2018). When data augmentation techniques are applied, discriminator model developers will greatly save time in gathering datasets and can update models efficiently.

In general, researchers are using new technologies to improve the accuracy of discriminator models. Helping customers to more efficiently distinguish between high-quality and low-quality product reviews can increase users’ confidence in merchants and even shopping platforms.

The dataset generated using this method can have a variety of effects. Merchants can use the generated positive fake reviews to influence users’ desire to buy their products (Salminen et al., 2019). Similarly, merchants can also use the generated negative fake reviews to influence users to buy the products of rival merchants.

Although we have created this generation pipeline, it is very simple for researchers with a certain computer-related foundation to fine-tune a suitable topic-related generation model. Therefore, there will be some illegal users



who use this technology for illegal operations. This is very fatal and also a risk of computer text generation technology.

### 6.5. State-Of-the-Art Comparison

In this paper, we have shown that it is possible to improve fake review detection using data augmentation even without using the latest LLMs. We expect that the results will be improved even more using a more recent LLM, that is expected to produce text of higher quality.

No model has been tested on all our datasets and could therefore serve as a baseline, but in the dataset for which a comparison is possible, DeRev TEST, our model achieves F1=96.15 whereas the previous state-of-the-art (Fornaciari et al., 2020) was F1=92.9.

## 7. Conclusions

Fake review detection research is hampered by the lack of suitable resources. Previous research demonstrated that additional data created using crowdsourcing are substantially different from genuine fake reviews (Fornaciari et al., 2020). In this paper, we showed that the data augmentation method proposed in this paper can improve model performance for two different languages and three different domains. We also showed that our method results in reviews whose style resemble that of the seed data—when genuine fake reviews (produced by spammers) are used to generate synthetic reviews, the generated reviews tend to resemble these fake reviews more than genuine authentic reviews.

## References

- Aghakhani, H., Machiry, A., Nilizadeh, S., Kruegel, C., & Vigna, G. (2018). Detecting deceptive reviews using generative adversarial networks. In *2018 ieee security and privacy workshops (spw)* (pp. 89–95).
- Alam, M. H., Ryu, W.-J., & Lee, S. (2016). Joint multi-grain topic sentiment: modeling semantic aspects for online reviews. *Information Sciences*, 339, 206–223.
- Ansari, S., & Gupta, S. (2021). Customer perception of the deceptiveness of online product reviews: A speech act theory perspective. *International Journal of Information Management*, 57, 102286.

- Baeza-Yates, R., & Saez-Trumper, D. (2015). Wisdom of the crowd or wisdom of a few? an analysis of users' content generation. In *Proceedings of the 26th acm conference on hypertext & social media* (pp. 69–74).
- Bayer, M., Kaufhold, M.-A., & Reuter, C. (2022). A survey on data augmentation for text classification. *ACM Computing Surveys*, 55(7), 1–39.
- Boser, B. E., Guyon, I. M., & Vapnik, V. N. (1992). A training algorithm for optimal margin classifiers. In *Proceedings of the fifth annual workshop on computational learning theory* (pp. 144–152).
- Bucos, M., & Țucudean, G. (2023). Text data augmentation techniques for fake news detection in the romanian language. *Applied Sciences*, 13(13). Retrieved from <https://www.mdpi.com/2076-3417/13/13/7389> doi: 10.3390/app13137389
- Cardoso, E. F., Silva, R. M., & Almeida, T. A. (2018). Towards automatic filtering of fake reviews. *Neurocomputing*, 309, 106–116.
- Costa, A., Guerreiro, J., Moro, S., & Henriques, R. (2019). Unfolding the characteristics of incentivized online reviews. *Journal of Retailing and Consumer Services*, 47, 272–281.
- Crawford, M., Khoshgoftaar, T. M., Prusa, J. D., Richter, A. N., & Al Najada, H. (2015). Survey of review spam detection using machine learning techniques. *Journal of Big Data*, 2(1), 1–24.
- Dai, H., Liu, Z., Liao, W., Huang, X., Wu, Z., Zhao, L., ... others (2023). Chataug: Leveraging chatgpt for text data augmentation. *arXiv preprint arXiv:2302.13007*.
- DeAndrea, D. C., Van Der Heide, B., Vendemia, M. A., & Vang, M. H. (2018). How people evaluate online reviews. *Communication Research*, 45(5), 719–736.
- Deshai, N., & Bhaskara Rao, B. (2023). Unmasking deception: a cnn and adaptive pso approach to detecting fake online reviews. *Soft Computing*, 27(16), 11357–11378.
- Duma, R. A., Niu, Z., Nyamawe, A., Tchaye-Kondi, J., Chambua, J., & Yusuf, A. A. (2024). Dhmfdr-ter: a deep hybrid model for fake review detection incorporating review texts, emotions, and ratings. *Multimedia Tools and Applications*, 83(2), 4533–4549.
- Duma, R. A., Niu, Z., Nyamawe, A. S., Tchaye-Kondi, J., Jingili, N., Yusuf, A. A., & Deve, A. F. (2024). Fake review detection techniques, issues, and future research directions: a literature review. *Knowledge and Information Systems*, 1–42.

- Feng, S. Y., Gangal, V., Wei, J., Chandar, S., Vosoughi, S., Mitamura, T., & Hovy, E. (2021). A survey of data augmentation approaches for nlp. *arXiv preprint arXiv:2105.03075*.
- Filieri, R. (2016). What makes an online consumer review trustworthy? *Annals of Tourism Research*, 58, 46–64.
- Fitzpatrick, E., Bachenko, J., & Fornaciari, T. (2015). *Automatic detection of verbal deception* (Vol. 8.3). Morgan & Claypool Publishers. doi: 10.2200/S00656ED1V01Y201507HLT029
- Fornaciari, T., Bianchi, F., Poesio, M., & Hovy, D. (2021a). Bertective: language models and contextual information for deception detection. In *Proc. of eacl*. Association for Computational Linguistics.
- Fornaciari, T., Bianchi, F., Poesio, M., & Hovy, D. (2021b, April). BERTective: Language models and contextual information for deception detection. In P. Merlo, J. Tiedemann, & R. Tsarfaty (Eds.), *Proceedings of the 16th conference of the european chapter of the association for computational linguistics: Main volume* (pp. 2699–2708). Online: Association for Computational Linguistics. Retrieved from <https://aclanthology.org/2021.eacl-main.232> doi: 10.18653/v1/2021.eacl-main.232
- Fornaciari, T., Cagnina, L., Rosso, P., & Poesio, M. (2020). Fake opinion detection: how similar are crowdsourced datasets to real data? *Language Resources and Evaluation*, 54(4), 1019–1058.
- Fornaciari, T., & Poesio, M. (2014). Identifying fake amazon reviews as learning from crowds. In *Proceedings of the 14th conference of the european chapter of the association for computational linguistics* (pp. 279–287).
- Hancock, J. T., Curry, L. E., Goorha, S., & Woodworth, M. (2007). On lying and being lied to: A linguistic analysis of deception in computer-mediated communication. *Discourse Processes*, 45(1), 1–23.
- Hancock, J. T., Thom-Santelli, J., & Ritchie, T. (2004). Deception and design: The impact of communication technology on lying behavior. In *Proceedings of the sigchi conference on human factors in computing systems* (pp. 129–134).
- Ho-Dac, N. N., Carson, S. J., & Moore, W. L. (2013). The effects of positive and negative online customer reviews: do brand strength and category maturity matter? *Journal of marketing*, 77(6), 37–53.
- Hua, J., Cui, X., Li, X., Tang, K., & Zhu, P. (2023). Multimodal fake news detection through data augmentation-based contrastive

- learning. *Applied Soft Computing*, 136, 110125. Retrieved from <https://www.sciencedirect.com/science/article/pii/S1568494623001436>  
doi: <https://doi.org/10.1016/j.asoc.2023.110125>
- Hyder, S. B., Tariq, N., Moqurrab, S. A., Ashraf, M., Yoo, J., & Srivastava, G. (2024). Bert-based deceptive review detection in social media: Introducing deceptivebert. *IEEE Transactions on Computational Social Systems*.
- Jensen, M. L., Averbek, J. M., Zhang, Z., & Wright, K. B. (2013). Credibility of anonymous online product reviews: A language expectancy perspective. *Journal of Management Information Systems*, 30(1), 293–324.
- Jindal, N., & Liu, B. (2008). Opinion spam and analysis. In *Proceedings of the 2008 international conference on web search and data mining* (pp. 219–230).
- Júnior, W. O., da Cruz, M. S., Wyzykowski, A. B. V., & de Jesus, A. B. (2022). The use of data augmentation as a technique for improving neural network accuracy in detecting fake news about covid-19. *arXiv preprint arXiv:2205.00452*.
- Kaushik, K., Mishra, R., Rana, N. P., & Dwivedi, Y. K. (2018). Exploring reviews and review sequences on e-commerce platform: A study of helpful reviews on amazon. in. *Journal of retailing and Consumer Services*, 45, 21–32.
- Kusumasondjaja, S., Shanka, T., & Marchegiani, C. (2012). Credibility of online reviews and initial trust: The roles of reviewer’s identity and review valence. *Journal of Vacation Marketing*, 18(3), 185–195.
- Lee, K. D., Han, K., & Myaeng, S.-H. (2016). Capturing word choice patterns with lda for fake review detection in sentiment analysis. In *Proceedings of the 6th international conference on web intelligence, mining and semantics* (pp. 1–7).
- Li, B., Hou, Y., & Che, W. (2022). Data augmentation approaches in natural language processing: A survey. *Ai Open*, 3, 71–90.
- Li, H., Liu, B., Mukherjee, A., & Shao, J. (2014). Spotting fake reviews using positive-unlabeled learning. *Computación y Sistemas*, 18(3), 467–475.
- Li, L., Ren, W., Qin, B., & Liu, T. (2015). Learning document representation for deceptive opinion spam detection. In *Chinese computational linguistics and natural language processing based on naturally annotated big data: 14th china national conference, ccl 2015 and third international symposium, nlp-nabd 2015, guangzhou, china, november 13-14, 2015*,

- proceedings 14* (pp. 393–404).
- Li, Y., Feng, X., & Zhang, S. (2016). Detecting fake reviews utilizing semantic and emotion model. In *2016 3rd international conference on information science and control engineering (icisce)* (pp. 317–320).
- Liu, Y., Ott, M., Goyal, N., Du, J., Joshi, M., Chen, D., ... Stoyanov, V. (2019). *Roberta: A robustly optimized bert pretraining approach*. arXiv. Retrieved from <https://arxiv.org/abs/1907.11692> doi: 10.48550/ARXIV.1907.11692
- Maurya, S. K., Singh, D., & Maurya, A. K. (2024). Deceptive opinion spam detection using feature reduction techniques. *International Journal of System Assurance Engineering and Management*, 15(3), 1210–1230.
- Mihalcea, R., & Strapparava, C. (2009). The lie detector: Explorations in the automatic recognition of deceptive language. In *Proceedings of the acl-ijcnlp 2009 conference short papers* (pp. 309–312).
- Mohawesh, R., Salameh, H. B., Jararweh, Y., Alkhalaileh, M., & Maqsood, S. (2024). Fake review detection using transformer-based enhanced lstm and roberta. *International Journal of Cognitive Computing in Engineering*, 5, 250–258.
- Mohawesh, R., Xu, S., Tran, S. N., Ollington, R., Springer, M., Jararweh, Y., & Maqsood, S. (2021). Fake reviews detection: A survey. *IEEE Access*, 9, 65771–65802.
- Moon, H. C., Mohiuddin, T., Joty, S., & Chi, X. (2019, September). A Unified Neural Coherence Model. *arXiv:1909.00349 [cs, stat]*. Retrieved 2021-11-23, from <http://arxiv.org/abs/1909.00349> (arXiv: 1909.00349)
- Mukherjee, A., Venkataraman, V., Liu, B., Glance, N., et al. (2013). Fake review detection: Classification and analysis of real and pseudo reviews. *UIC-CS-03-2013. Technical Report*.
- Munzel, A. (2015). Malicious practice of fake reviews: Experimental insight into the potential of contextual indicators in assisting consumers to detect deceptive opinion spam. *Recherche et Applications en Marketing (English Edition)*, 30(4), 24–50.
- Newman, M. L., Pennebaker, J. W., Berry, D. S., & Richards, J. M. (2003). Lying words: Predicting deception from linguistic styles. *Personality and social psychology bulletin*, 29(5), 665–675.
- Ott, M., Choi, Y., Cardie, C., & Hancock, J. T. (2011). Finding deceptive opinion spam by any stretch of the imagination. *arXiv preprint arXiv:1107.4557*.

- Pan, Y., & Xu, L. (2024). Detecting fake online reviews: An unsupervised detection method with a novel performance evaluation. *International Journal of Electronic Commerce*, 28(1), 84–107.
- Peng, L., Cui, G., Zhuang, M., & Li, C. (2016). Consumer perceptions of online review deceptions: an empirical study in china. *Journal of Consumer Marketing*, 33(4), 269–280.
- Radford, A., Wu, J., Child, R., Luan, D., Amodei, D., Sutskever, I., et al. (2019). Language models are unsupervised multitask learners. *OpenAI blog*, 1(8), 9.
- Rayana, S., & Akoglu, L. (2015). Collective opinion spam detection: Bridging review networks and metadata. In *Proceedings of the 21th acm sigkdd international conference on knowledge discovery and data mining* (pp. 985–994).
- Salminen, J., Kandpal, C., Kamel, A. M., gyo Jung, S., & Jansen, B. J. (2022). Creating and detecting fake reviews of online products. *Journal of Retailing and Consumer Services*, 64, 102771. Retrieved from <https://www.sciencedirect.com/science/article/pii/S0969698921003374> doi: <https://doi.org/10.1016/j.jretconser.2021.102771>
- Salminen, J., Kandpal, C., Kamel, A. M., Jung, S.-g., & Jansen, B. J. (2022). Creating and detecting fake reviews of online products. *Journal of Retailing and Consumer Services*, 64, 102771.
- Salminen, J., Yoganathan, V., Corporan, J., Jansen, B. J., & Jung, S.-G. (2019). Machine learning approach to auto-tagging online content for content marketing efficiency: A comparative analysis between methods and content type. *Journal of Business Research*, 101, 203–217.
- Shang, Y., Su, X., Xiao, Z., & Chen, Z. (2021). Campus sentiment analysis with gan-based data augmentation. In *2021 13th international conference on advanced infocomm technology (icaict)* (pp. 209–214).
- Shehnepoor, S., Togneri, R., Liu, W., & Bennamoun, M. (2020). Gangster: A fraud review detector based on regulated gan with data augmentation. *arXiv preprint arXiv:2006.06561*.
- Strelcenia, E., & Prakoonwit, S. (2023). A survey on gan techniques for data augmentation to address the imbalanced data issues in credit card fraud detection. *Machine Learning and Knowledge Extraction*, 5(1), 304–329. Retrieved from <https://www.mdpi.com/2504-4990/5/1/19> doi: 10.3390/make5010019
- Van Dyk, D. A., & Meng, X.-L. (2001). The art of data augmentation. *Journal of Computational and Graphical Statistics*, 10(1), 1–50.

- Vidanagama, D., Silva, T., & Karunananda, A. (2019). Deceptive consumer review detection: a survey. *Artificial Intelligence Review*, 53, 1323–1352. doi: <https://doi.org/10.1007/s10462-019-09697-5>
- Vrji, A. (2008). *Detecting lies and deceit: Pitfalls and opportunities* (2nd ed.). Wiley.
- Walther, M., Jakobi, T., Watson, S. J., & Stevens, G. (2023). A systematic literature review about the consumers’ side of fake review detection – which cues do consumers use to determine the veracity of online user reviews? *Computers in Human Behavior Reports*, 10, 100278. Retrieved from <https://www.sciencedirect.com/science/article/pii/S2451958823000118> doi: <https://doi.org/10.1016/j.chbr.2023.100278>
- Wang, S., Durrett, G., & Erk, K. (2020, August). Narrative Interpolation for Generating and Understanding Stories. *arXiv:2008.07466 [cs]*. Retrieved 2021-11-23, from <http://arxiv.org/abs/2008.07466> (arXiv: 2008.07466)
- Wu, Y., Ngai, E. W., Wu, P., & Wu, C. (2020). Fake online reviews: Literature review, synthesis, and directions for future research. *Decision Support Systems*, 132, 113280.
- Wu, Z., Cao, J., Wang, Y., Wang, Y., Zhang, L., & Wu, J. (2018). hpsd: a hybrid pu-learning-based spammer detection model for product reviews. *IEEE transactions on cybernetics*, 50(4), 1595–1606.
- Xylogiannopoulos, K. F., Xanthopoulos, P., Karampelas, P., & Bakamitsos, G. A. (2024). Chatgpt paraphrased product reviews can confuse consumers and undermine their trust in genuine reviews. can you tell the difference? *Information Processing & Management*, 61(6), 103842.
- Yoo, K.-H., & Gretzel, U. (2009). Comparison of deceptive and truthful travel reviews. In *Information and communication technologies in tourism 2009* (pp. 37–47). Springer.
- Yuan, S., Zhao, H., Du, Z., Ding, M., Liu, X., Cen, Y., ... Tang, J. (2021). Wudaocorpora: A super large-scale chinese corpora for pre-training language models. *AI Open*, 2, 65–68.
- Zhang, S., Roller, S., Goyal, N., Artetxe, M., Chen, M., Chen, S., ... Zettlemoyer, L. (2022). *Opt: Open pre-trained transformer language models*. arXiv. Retrieved from <https://arxiv.org/abs/2205.01068> doi: 10.48550/ARXIV.2205.01068
- Zhu, F., & Zhang, X. (2010). Impact of online consumer reviews on sales: The moderating role of product and consumer characteristics. *Journal*

*of marketing*, 74(2), 133–148.