

Patch Matters: Training-free Fine-grained Image Caption Enhancement via Local Perception

Ruotian Peng^{1,4*}, Haiying He^{2*}, Yake Wei³, Yandong Wen⁴, Di Hu^{3†}

¹School of Future Technology, South China University of Technology

²College of Science, China Agricultural University

³Gaoling School of Artificial Intelligence, Renmin University of China

⁴School of Engineering, Westlake University

{pengruotian, wenyandong}@westlake.edu.cn, 2963057784@cau.edu.cn, {yakewei, dihu}@ruc.edu.cn

Abstract

High-quality image captions play a crucial role in improving the performance of cross-modal applications such as text-to-image generation, text-to-video generation, and text-image retrieval. To generate long-form, high-quality captions, many recent studies have employed multi-modal large language models (MLLMs). However, current MLLMs often produce captions that lack fine-grained details or suffer from hallucinations, a challenge that persists in both open-source and closed-source models. Inspired by Feature-Integration theory, which suggests that attention must focus on specific regions to integrate visual information effectively, we propose a **divide-then-aggregate** strategy. Our method first divides the image into semantic and spatial patches to extract fine-grained details, enhancing the model’s local perception of the image. These local details are then hierarchically aggregated to generate a comprehensive global description. To address hallucinations and inconsistencies in the generated captions, we apply a semantic-level filtering process during hierarchical aggregation. This training-free pipeline can be applied to both open-source models (LLaVA-1.5, LLaVA-1.6, Mini-Gemini) and closed-source models (Claude-3.5-Sonnet, GPT-4o, GLM-4V-Plus). Extensive experiments demonstrate that our method generates more detailed, reliable captions, advancing multimodal description generation without requiring model retraining. The source code are available at <https://github.com/GeWu-Lab/Patch-Matters>

*Equal Contributions.

†Corresponding authors.

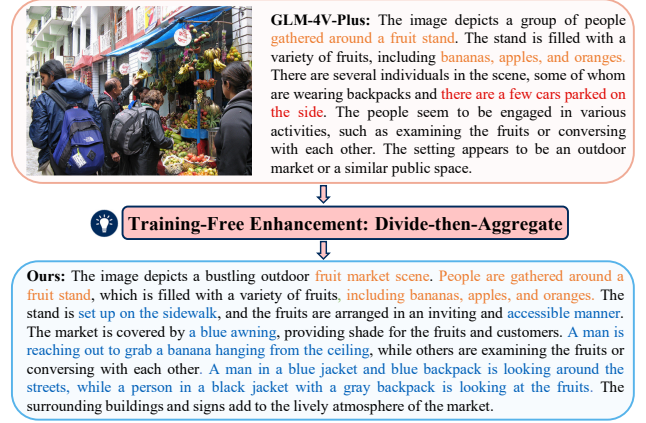


Figure 1. An illustration of current challenges faced by MLLMs in generating accurate image descriptions. Our approach provides a description with enhanced visual details and significantly reduced hallucinated content. Shared information, newly added details and hallucinations are highlighted in different colors for clarity.

1. Introduction

High-quality image descriptions can significantly enhance the performance of models across various domains, such as text-image retrieval [1, 2], text-to-image [3–5], and text-to-video generation [6, 7]. Research has shown that short and noisy descriptions often lead to erroneous outputs in models [8] and hinder their ability to handle complex tasks [9]. In contrast, descriptions that includes rich visual elements and is free from hallucinations can effectively improve the model’s ability to process complex scenarios [1, 2] and increase the reliability of its responses [10], ultimately boosting model performance.

Therefore, researchers have consistently sought ways to improve image captioning. Early methods [11, 12] combined convolutional neural networks with recurrent neural

networks for end-to-end training, enabling direct conversion from images to text. However, these methods had difficulty capturing the complex semantics of images [13] and often produced unnatural descriptions [14]. The introduction of Transformer architectures [15, 16] improved both image detail capture and the text coherence. More recently, multimodal large language models (MLLMs)—pre-trained on large image-text datasets and fine-tuned with specific instructions—have advanced image captioning further [17, 18], offering a new approach for automatically generating large-scale, long-form descriptions.

Despite these advancements, significant challenges persist in generating high-quality captions, particularly in terms of *lacking detail* and *hallucination*. Many models tend to focus on high-level scene descriptions, often overlooking fine-grained information such as actions or appearances, as shown in Fig. 1. On the other hand, when MLLMs aim to provide more detailed descriptions, they are more prone to hallucinations [8, 19, 20], which result in captions that inaccurately reflect the image content. For example, some captions in Fig. 1 describe non-existent objects or events. These challenges are present in both open-source and closed-source models, highlighting the need for new methods to effectively mitigate these issues, ideally in a training-free manner.

When observing images, the human brain extracts basic visual features in parallel, but to integrate these features into a coherent perception, attention must be sequentially directed to specific regions due to limited attentional capacity [21]. Motivated by these insights, we propose a *divide-then-aggregate* method that mimics this process. Our approach begins by dividing the image into patches to improve local perception, then aggregates this information to create a comprehensive global description. It is a training-free pipeline, applicable to both open-source and closed-source models. Specifically, we divide the image into spatial and semantic patches, preserving spatial relationships between nearby objects and enhancing key semantic features. These patches are used to generate multiple candidate captions, enriching local perception. To aggregate these details into a coherent global caption, we propose a two-stage hierarchical aggregation process. In the intra-patch aggregation stage, candidate descriptions within each patch are combined into a single, coherent caption. To address potential hallucinations and inconsistencies, we apply a semantic-level filtering strategy that classifies descriptions into three categories—*same*, *contradictory*, and *unique*—based on semantic analysis. In the second stage of inter-patch aggregation, the semantic filtering strategy is applied again to resolve conflicts across patch-level descriptions, ultimately helping to form a detailed global caption.

We conduct extensive experiments to evaluate our pipeline on both open-source models such as LLaVA-1.5

[22], LLaVA-1.6 [22], and Mini-Gemini [23], as well as closed-source models like Claude-3.5-sonnet [24], GPT-4o [25], and GLM-4V-Plus [26] across multiple benchmark datasets. Our results consistently demonstrate that our method generates more detailed and reliable captions, *e.g.*, +4.7 in CIDEr for LLaVA and +2.07 in CIDEr for GPT-4o. In summary, our main contributions are as follows:

- We propose a *divide-then-aggregate* approach that captures details from spatial and semantic patches, and hierarchically aggregates them with semantic filtering to enhance the overall quality of the captions.
- The developed method is a training-free pipeline that enhances image captioning, applicable to both open-source and closed-source models.
- We conducted experiments on multiple models across several benchmark datasets, consistently demonstrating that our method increases fine-grained details and mitigates hallucinations in the captions.

2. Related Work

2.1. Multi-Modal Large Language Models

In recent years, large language models (LLMs) [27–29] have made significant advancements in the field of natural language processing, sparking efforts to extend their capabilities to multimodal tasks. This development has led to the emergence of MLLMs [23, 25, 30–32], which can process visual information and perform tasks such as description generation and question answering based on visual inputs. These models require extensive pre-training and fine-tuning on large image-text or video-text datasets, where the quality of the descriptions plays a crucial role in performance [9, 17]. As a result, ongoing research is focused on how to generate high-quality descriptions more effectively.

2.2. Image Captioning with MLLMs

A high-quality image caption should accurately reflect the image content, include all key elements, and remain relevant to the scene. MLLMs have significantly advanced image captioning by generating more detailed and contextually rich descriptions compared to traditional models [11, 12]. However, challenges such as hallucinations [8] and lack of fine-grained detail [33] persist. Methods like LLaVA-Detailed-Captions [30], ShareGPT4V [17], and ALLaVA [18] generate high-quality captions through either closed-source models or fine-tuning on specialized datasets. However, these approaches rely on expensive APIs and training resources. Other methods [33, 34], which enhance captioning without retraining to improve accuracy and reduce hallucinations, but they only enhance global descriptions using object-level information and phrase-level hallucinations. The AnyRes strategy in Llava-onevision [35] divides images into evenly-sized patches for input to enhance

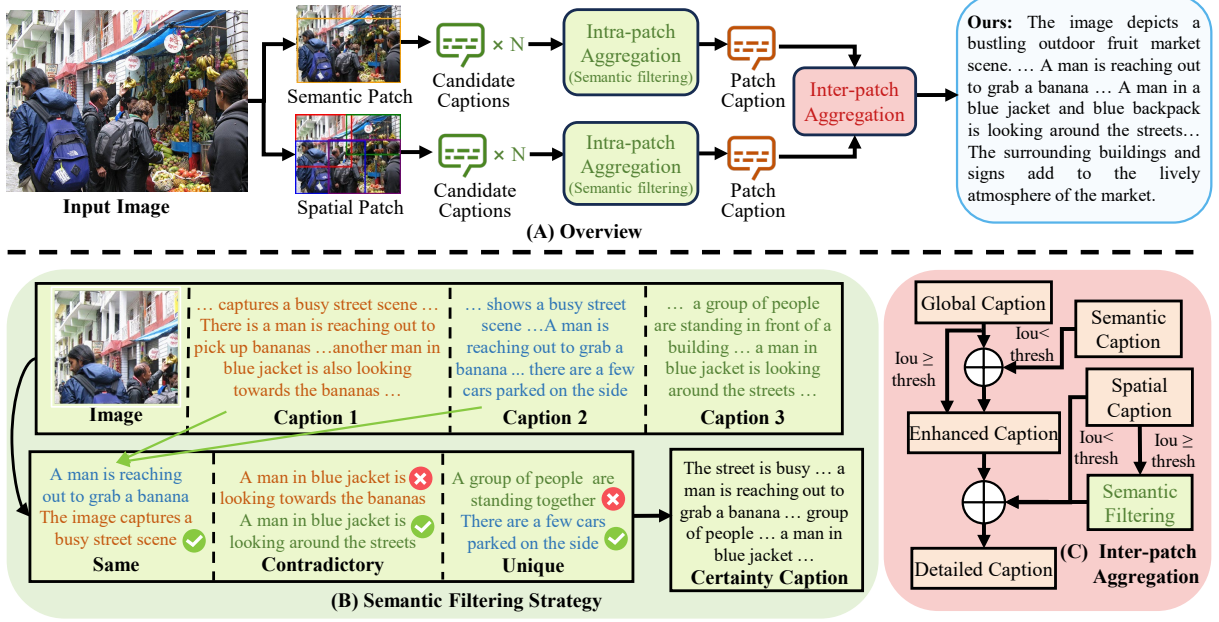


Figure 2. Our train-free **divide-then-aggregate** pipeline. (A) **Overview**: We divide the image into spatial and semantic patches to capture finer details (Sec. 3.1), and perform hierarchical aggregation (intra-patch and inter-patch) to generate detailed and reliable image captions (Sec. 3.2). (B) **Semantic Filtering**: During aggregation, candidate descriptions are classified into same, contradictory, and unique categories, which are then consolidated into a coherent caption to mitigate hallucination and prevent information conflict. (C) **Inter-patch Aggregation**: When fusing descriptions from different patches, we use IoU to determine whether semantic patch enhancement is required to incorporate global information, and whether Semantic Filtering is needed to prevent conflicts.

perception. However, this approach does not account for the interactions between objects or the overall semantic content of the image. To address these issues, we propose a train-free *divide-then-aggregate* method with semantic-level filtering to capture finer details, including object interactions within regions, and mitigate hallucinations.

3. Method

3.1. Patch Division for Enhanced Local Perception

As analyzed in Sec. 1, dividing the image into patches improves the model’s local perception. A straightforward method [36] to split the image is to divide it into n equal patches, offering a patch perspective:

$$\{R_1, R_2, \dots, R_n\} = f_e(I), \quad (1)$$

where I is the image, f_e represents the equal partitioning function, and R_i denotes the resulting patches.

However, dividing an image into equal parts can disrupt object relationships, often fragmenting cohesive elements and causing inconsistencies or wrong descriptions. Additionally, key semantic information may span across multiple regions, obscuring important details. To address this, we propose a division approach that integrates both spatial and semantic considerations, as shown in Fig. 2 (A), preserving critical object relationships and semantic meaning

within each patch.

For spatial patch division, we apply a relation-based method that respects the spatial structure of objects within the image, avoiding the incorrect division of a single object across multiple patches. We begin by dividing the image into four quadrants to anchor spatial context. Then, using an object detection model, we identify potential objects and retrieve proposals through the model’s Region Proposal Network (RPN) and Region of Interest (ROI) head. To limit false positives, we discard proposals with confidence scores below 0.3. For each valid object proposal, we compute the IoU with the quadrants; if the IoU exceeds a threshold, the object is assigned to that patch. This process generates four refined spatial patches R_i^s (where $i \in \{1, 2, 3, 4\}$) using the relation-based method f_s , enriching the visual representation while maintaining object integrity.

For semantic patch division, we aim to capture the primary semantic content of the image using a semantics-based approach. This helps narrow the model’s perceptual field, allowing it to focus more on the information of key semantic objects. We start by generating a high-level semantic description using a small VLM like BLIPv2 [37]. Then, leveraging a LLM, we identify overlapping objects between this high-level semantic description and the detected objects generated by an object detection model. We combine the bounding boxes of overlapping objects into a new patch R^t .

Through this semantics-based approach f_t , the new patch R^t represents the primary semantic patch of the image.

Next, by combining spatial and semantic division, we generate five key patches:

$$\{R_1^s, R_2^s, R_3^s, R_4^s, R^t\} = \{f_s(I), f_t(I)\}. \quad (2)$$

After obtaining the divided patches, we generate multiple candidate visual descriptions for each patch to capture detailed information and enhance reliability through hierarchical aggregation.

3.2. Hierarchical Aggregation

After dividing the image into patches and performing local perception, we need to aggregate the local information to obtain a detailed global caption. Our hierarchical aggregation process includes two stages: (1) Intra-patch aggregation (Sec. 3.2.1): Fusing multiple candidate descriptions within a single patch into a reliable description. (2) Inter-patch aggregation (Sec. 3.2.2): Combining semantic and spatial patch descriptions into a comprehensive global description. During the hierarchical aggregation process, we employ a semantic-level filtering strategy (Sec. 3.2.3) to reduce hallucinations and description conflicts.

3.2.1. Intra-patch Aggregation

In the Intra-patch aggregation stage, each patch has multiple candidate descriptions that need to be merged into a coherent and complete description. Among these descriptions, some sentences provide consistent information about the same object, indicating high semantic certainty. However, there may also be contradictory descriptions about the same object, as well as descriptions that appear only once across the candidates, which may indicate lower certainty or potential errors. To address this, we apply a semantic filtering strategy (Sec. 3.2.3) to classify the candidate descriptions into three categories—*Same*, *Contradictory*, and *Unique*—based on their semantic analysis. A reliability list is then generated, which helps to merge the descriptions into a unified and accurate patch description.

3.2.2. Inter-patch Aggregation

In the Inter-patch aggregation stage, as shown in Fig. 2 (C), we aggregate the semantic patch descriptions into the global description. We calculate the IoU of the semantic patch with the global image. If the IoU falls below a predefined threshold, the patch’s information is considered supplemental. In such cases, we prompt the LLM to update the global description by incorporating additional details and correcting any inaccuracies based on the primary semantic information. Next, we process the spatial patch descriptions by calculating the IoU between adjacent patch pairs (4 pairs in total) to assess their overlap. If the overlap exceeds a threshold, we merge the corresponding descriptions to reduce redundancy. This step also applies semantic filtering

to ensure consistency and accuracy. Finally, after merging the patch descriptions, we integrate the refined descriptions with the global description using the LLM, adding further details and corrections to generate a complete and polished global description.

3.2.3. Semantic Filtering Strategy

In the Intra-patch aggregation stage, each patch generates multiple candidate descriptions. In the subsequent Inter-patch aggregation stage, when the IoU between two spatial patches is large, it indicates a high overlap in content, suggesting that these patches represent similar image regions. Therefore, we apply a *semantic filtering strategy* to merge these descriptions into a coherent and reliable representation that retains fine-grained details.

Based on the analysis in Sec. 3.2.1, we perform semantic analysis on the candidate descriptions. We use a LLM with strong semantic understanding to evaluate and compare the candidate descriptions. Specifically, we first check whether multiple sentences from different candidates describe the same object, which indicates high certainty and suggests that the description is likely correct [38]. Next, we analyze whether any descriptions contradict each other, which helps mitigate hallucinations in the descriptions. Finally, to enhance fine-grained details, we instruct the LLM to identify sentences that describe an object but appear only once across the candidates, as these are likely to indicate either hallucinations or missing information. Based on this analysis, the candidate descriptions are categorized into three types: *Same*, *Contradictory*, and *Unique*.

For *Same* category, we obtain a high-certainty sentence list, denoted as $\{x_s^1, \dots, x_s^p\}$, as shown in Fig. 2 (B). This consolidated description includes key visual info like objects, attributes, and relationships, ensuring a more accurate and reliable global description with fewer hallucinations.

For *Contradictory* category, we maintain a list of conflicting pairs. For example, as shown in Fig. 2 (B), contradictions are flagged to prevent hallucinations. We use the Blip2Score [39] to measure the similarity between contradictory sentences and the image. The Image-Text Matching similarity $\text{Sim}(R, y)$ and the Image-Text Matching score $M(R, y)$ are averaged as follows:

$$\text{Blip2Score} = \frac{\text{Sim}(R, y) + M(R, y)}{2}. \quad (3)$$

If one of the contradictory sentences has a higher Blip2Score and exceeds a set threshold, it is retained as the correct description sentence, denoted as $\{x_c^1, \dots, x_c^p\}$.

For *Unique* category, we identify descriptions containing fine-grained details that may either be correct or potentially erroneous, as shown in Fig. 2 (B). These descriptions require further evaluation to determine whether they should be included as supplementary information. We calculate

GroundTruth	Method	BLEU-1	BLEU-2	BLEU-3	BLEU-4	CIDEr	METEOR	ROUGE	SPICE	WMD
<i>LLaVA-1.5-7B</i>										
GT-{LLaVA}	Global	9.16	5.70	3.37	2.07	0.47	10.62	19.54	17.65	41.37
	IT [33]	25.36	15.65	9.31	5.76	0.73	12.82	20.16	19.06	42.07
	PoCa [36]	0.59	0.34	0.18	0.10	0.00	5.95	11.47	13.63	36.61
	Synthesized [34]	20.65	12.05	6.72	3.93	0.96	14.00	20.95	19.67	43.04
	Ours	34.06	19.09	10.35	5.85	5.17	17.73	21.01	20.38	43.74
GT-{GPT4-V}	Global	7.50	4.05	1.94	0.98	0.00	9.11	15.67	13.29	37.74
	IT [33]	19.19	10.53	5.28	2.77	0.56	11.23	16.61	14.87	38.65
	PoCa [36]	0.36	0.18	0.09	0.04	0.00	5.03	9.60	10.14	34.23
	Synthesized [34]	18.78	10.16	5.21	2.83	0.24	12.75	18.51	16.75	40.29
	Ours	29.36	15.12	7.27	3.61	2.04	15.67	18.64	17.25	40.62
<i>LLaVA-1.6-7B</i>										
GT-{LLaVA}	Global	23.36	13.54	7.84	4.70	1.10	14.74	21.16	20.25	43.75
	IT [33]	32.45	19.02	11.07	6.62	2.31	16.70	21.57	21.38	44.35
	PoCa [36]	2.26	1.32	0.73	0.41	0.39	7.74	13.64	15.85	38.89
	Synthesized [34]	28.43	16.18	9.10	5.29	1.75	16.11	21.67	20.82	44.30
	Ours	42.84	24.08	13.22	7.48	5.50	20.71	21.69	21.78	45.95
GT-{GPT4-V}	Global	19.98	10.63	5.46	3.00	0.39	13.61	18.56	19.32	40.74
	IT [33]	30.38	16.47	8.63	4.87	0.51	15.18	19.16	20.14	41.32
	PoCa [36]	3.09	1.67	0.86	0.48	0.00	8.13	13.63	16.23	37.89
	Synthesized [34]	28.79	15.69	8.42	4.81	1.47	15.99	20.22	20.45	42.50
	Ours	37.30	20.07	10.62	6.00	3.60	18.67	20.39	20.99	43.33
<i>Mini-Gemini-7B</i>										
GT-{LLaVA}	Global	27.54	15.48	8.36	4.77	4.74	16.04	21.35	20.79	43.63
	IT [33]	32.24	18.21	9.91	5.65	6.82	16.98	21.37	21.34	43.96
	PoCa [36]	1.74	0.97	0.52	0.29	0.00	7.13	13.03	15.38	38.08
	Synthesized [34]	35.80	19.79	10.53	5.85	4.13	18.00	21.02	20.81	44.06
	Ours	42.36	23.76	12.79	7.17	13.43	21.37	21.43	21.37	45.09
GT-{GPT4-V}	Global	30.18	17.96	11.09	7.34	2.54	17.18	23.51	22.62	44.09
	IT [33]	33.53	19.99	12.34	8.12	2.53	18.08	23.35	22.71	44.28
	PoCa [36]	2.65	1.55	0.92	0.56	0.06	8.19	14.26	16.85	38.70
	Synthesized [34]	37.40	21.54	12.91	8.30	1.60	18.68	22.81	22.58	44.36
	Ours	40.30	23.51	13.65	8.37	2.66	22.49	22.68	22.99	46.08

Table 1. Evaluation of image descriptions on DID-Bench using open-source models, GT-{LLaVA} and GT-{GPT4-V} refer to ground truth captions generated by LLaVA and GPT-4Vision, respectively. The increase in BLEU scores and ROUGE score indicates that the generated captions are structurally and lexically closer to the reference captions. Improvements in CIDEr, METEOR, SPICE, and WMD scores reflect enhanced semantic alignment with the content of the reference captions.

the Blip2Score for each unique sentence, retaining those exceeding the threshold, denoted as $\{x_u^1, \dots, x_u^m\}$.

Finally, we combine sentences from the *Same*, *Contradictory*, and *Unique* categories into a set:

$$X_{\text{supp}} = \{x_s^1, \dots, x_s^p, x_c^1, \dots, x_c^q, x_u^1, \dots, x_u^m\}. \quad (4)$$

This set of high-certainty sentences, along with the initial candidate descriptions, is then used by the LLM to generate a refined, comprehensive description for both Intra-patch aggregation and Inter-patch aggregation. This process effectively reduces hallucinations and enhances the quality and reliability of the image captions. The details of prompts are provided in the appendix.

4. Experiment

4.1. Setup

4.1.1. Evaluation Metrics and Benchmarks.

We evaluated our method on various benchmarks like DID-Bench [33], D2I-Bench [33], DetailCaps Benchmark [34].

DID-Bench. DID-Bench includes 200 images extracted from COCO [40], with 100 labeled by LLaVA and 100 by

GPT-4Vision, referred to as GT-{LLaVA} and GT-{GPT4-V}, respectively. These annotations were manually refined to correct any missing or erroneous visual elements. We adopt metrics such as BLEU [41], CIDEr [42], METEOR [43], ROUGE-L [44], SPICE [45], and WMD [46] to evaluate the quality of the generated descriptions. Additionally, we incorporate CLIP-S [47], Polos [48], and CHAIR [49] metrics to assess caption-image alignment and hallucination reduction. These metric details are in the appendix.

D2I-Bench. D2I-Bench calculates CLIP-score and DINO-score to assess performance by generating descriptions for image reconstruction. The similarity between reconstructed and original images reflects the process’s effectiveness. The image generation model used is Pixart- α [3].

DetailCaps Benchmark. The CAPTURE metric, introduced within the framework of the detailcaps benchmark [34], utilizes scene graph parsing to align objects, attributes, and relationships with reference captions for more human-like assessment. This benchmark uses images from COCO [40], LAION [50], SAM [51], SBU[52], Flickr [53], Coyo [54], and CC [55], with text descriptions generated by GPT-4Vision. We randomly selected 200 images for evaluation.

GroundTruth	Method	BLEU-1	BLEU-2	BLEU-3	BLEU-4	CIDEr	METEOR	ROUGE	SPICE	WMD
<i>GLM-4V-Plus</i>										
GT-{LLaVA}	Global	10.46	6.31	3.79	2.40	1.28	11.46	19.08	19.46	42.21
	IT [33]	23.69	14.38	8.63	5.45	1.20	14.18	20.65	21.07	43.26
	PoCa [36]	2.03	1.19	0.67	0.40	0.00	7.72	13.44	16.62	39.11
	Synthesized [34]	24.74	14.27	8.23	4.90	1.26	15.29	21.35	21.53	44.04
	Ours	34.99	20.07	11.40	6.76	1.36	18.19	21.43	22.24	45.18
GT-{GPT4-V}	Global	7.70	4.12	2.15	1.21	0.42	9.90	15.52	17.34	39.05
	IT [33]	21.35	11.65	6.24	3.54	0.03	11.97	17.04	18.58	39.91
	PoCa [36]	1.57	0.83	0.43	0.24	0.00	7.07	12.32	14.71	37.12
	Synthesized [34]	20.52	11.02	5.71	3.12	0.13	13.92	18.94	20.10	41.78
	Ours	30.96	16.68	8.73	4.81	2.76	16.73	19.35	20.24	42.47
<i>GPT-4o</i>										
GT-{LLaVA}	Global	8.43	5.01	2.99	1.92	1.03	11.13	17.69	20.28	42.62
	IT [33]	14.76	8.89	5.31	3.39	0.75	13.20	19.57	21.95	43.73
	PoCa [36]	0.66	0.39	0.22	0.14	0.00	6.57	11.90	16.01	37.94
	Synthesized [34]	18.41	10.50	5.93	3.46	0.00	14.18	20.08	22.44	44.14
	Ours	27.06	15.43	8.75	5.19	2.12	16.52	20.12	22.64	44.91
GT-{GPT4-V}	Global	7.01	3.72	1.98	1.10	0.04	9.95	14.58	17.80	39.44
	IT [33]	16.46	9.03	4.92	2.83	0.02	12.89	17.28	19.26	40.59
	PoCa [36]	0.58	0.32	0.17	0.09	0.00	6.00	11.00	14.05	36.16
	Synthesized [34]	15.77	8.42	4.45	2.45	0.12	12.96	17.67	19.32	41.86
	Ours	22.82	11.89	6.10	3.24	2.11	14.67	17.82	19.57	41.87
<i>Claude-3.5-Sonnet</i>										
GT-{LLaVA}	Global	26.37	14.11	7.72	4.45	4.04	15.47	17.79	17.41	41.67
	IT [33]	37.04	20.38	11.38	6.67	4.10	19.04	19.96	20.40	45.01
	PoCa [36]	4.29	2.36	1.26	0.71	0.00	8.79	13.98	16.28	39.50
	Synthesized [34]	30.40	16.58	8.99	5.14	2.20	17.31	20.36	20.29	44.53
	Ours	39.93	22.14	11.87	6.65	4.27	20.78	20.69	20.65	45.06
GT-{GPT4-V}	Global	19.52	9.58	4.76	2.54	2.09	12.81	14.81	15.02	38.89
	IT [33]	33.73	17.39	8.92	4.81	1.87	17.50	19.09	19.46	43.04
	PoCa [36]	4.43	2.30	1.15	0.62	0.00	8.56	13.19	15.09	38.35
	Synthesized [34]	27.70	14.29	7.18	3.79	1.12	16.04	19.07	19.45	43.01
	Ours	36.83	19.00	9.58	5.11	2.75	20.01	19.49	19.67	43.46

Table 2. Evaluation of image descriptions on DID-Bench using closed-source models, with GT-{LLaVA} and GT-{GPT4-V} as ground truth captions generated by LLaVA and GPT-4Vision, respectively. Our method can also improve caption quality for closed-source models.

4.1.2. Baselines and Models.

Baselines. To evaluate our method, we chose three training-free image caption enhancement methods—IT [33], PoCa [36], and Synthesized [34]. IT and Synthesized use extra visual experts to reduce hallucinations and improve captions, while PoCa uses a quadrant-based approach to integrate localized image information. We also compared these methods with two fine-tuned models, ShareCaptioner[17] and ALLaVA [18], both of which use GPT-4Vision-generated detailed image captions to enhance captioning effectiveness. “Global” refers to captions from the base model.

Models. We conducted evaluations on open-source models, including LLaVA-1.5 (7B), LLaVA-1.6 (7B) [30], and Mini-Gemini (7B) [23], as well as on close-source models such as GPT-4o [25], Claude-3.5-Sonnet [24], and GLM-4V-Plus [26]. For fine-tuned models, since ShareCaptioner is based on LLaVA 1.5, we use LLaVA 1.5 with our method for comparison. All methods that required LLM integration were implemented using LLaMA 3.1 (8B) [27].

4.1.3. Experiment Details.

We employed OVDet [56] to provide region proposals. For concise image caption generation (Sec. 3.1), we used BLIPv2 (2.7B) [37] as the small VLM. We set the

Blip2Score threshold to 0.3 and the IoU threshold to 0.4. To generate descriptions for images and regions, we utilized prompts such as *Describe this image in detail*. Specifically, for DID-Bench [33], we used the official prompts to generate captions. We use the same prompt to generate spatial patch, semantic patch, and global descriptions, with the temperature set to 0.7 for the multiple descriptions. For semantic filtering and aggregation, we employed LLaMA 3.1 (8B) [27] as our LLM. Additional experimental content, details, and prompts can be found in the appendix.

4.2. Quantitative Results

DID-Bench. Tab. 1 shows results comparing our method to other training-free approaches on open-source models. Our method consistently outperforms others across various MLLMs, achieving significant improvements (up to +7.11 on METEOR and +4.7 on CIDEr). Even when baseline models perform well, our approach further boosts their performance, unlike other methods that may degrade CIDEr scores. This advantage likely arises from our patch enhancing local perception. Furthermore, as shown in Tab. 2, our method also significantly improves performance on closed-source models. This demonstrates that our method performs well on both open-source and closed-source models.

GroundTruth	Method	BLEU-1	BLEU-2	BLEU-3	BLEU-4	CIDEr	METEOR	ROUGE	SPICE	WMD
GT-{LLaVA}	LLaVA-1.5	9.16	5.70	3.37	2.07	0.47	10.62	19.54	17.65	41.37
	ShareCaptioner [17]	31.15	17.16	9.15	5.20	2.30	16.71	20.80	20.21	42.51
	ALLaVA [18]	29.77	15.62	8.07	4.34	2.59	15.38	19.62	16.76	40.92
	LLaVA-1.5+Ours	34.06	19.09	10.35	5.85	5.17	17.73	21.01	20.38	43.74
GT-{GPT4-V}	LLaVA-1.5	7.50	4.05	1.94	0.98	0.00	9.11	15.67	13.29	37.74
	ShareCaptioner [17]	33.42	20.11	12.66	8.68	2.69	18.17	24.46	24.85	44.13
	ALLaVA [18]	26.27	13.01	6.15	3.18	2.16	13.84	18.06	14.89	37.67
	LLaVA-1.5+Ours	29.36	15.12	7.27	3.61	2.04	15.67	18.64	17.25	40.62

Table 3. Evaluation of image descriptions on DID-Bench. GT-{LLaVA} and GT-{GPT4-V} refer to ground truth captions generated by LLaVA and GPT-4Vision, respectively. Compared to other training-based models, our approach also achieves strong performance.

We also compared our method with fine-tuned models, including ShareCaptioner [17] and ALLaVA [18], both trained on extensive, high-quality image-text datasets. As shown in Tab. 3, while ShareCaptioner excels on GT-{GPT4-V} due to its fine-tuning on GPT4-Vision data, our method achieved the best performance on GT-{LLaVA} and outperforms ALLaVA, demonstrating that our approach is competitive with fine-tuned models.

Description	CLIP-score	DINO-score
LLaVA1.5	73.09	63.80
LLaVA1.5+IT [33]	73.09	64.24
LLaVA1.5+PoCa [36]	72.04	62.61
LLaVA1.5+Syn [34]	71.71	63.63
LLaVA1.5+Ours	73.67	66.32
LLaVA1.6	76.33	68.39
LLaVA1.6+IT [33]	76.18	68.19
LLaVA1.6+PoCa [36]	74.39	66.59
LLaVA1.6+Syn [34]	75.27	67.69
LLaVA1.6+Ours	76.48	69.85
Mini-Gemini	76.02	68.15
Mini-Gemini+IT [33]	76.21	68.18
Mini-Gemini+PoCa [36]	75.20	66.86
Mini-Gemini+Syn [34]	75.31	67.84
Mini-Gemini+Ours	76.20	68.48

Table 4. D2I-Bench Results. The images we generate achieve strong similarity scores compared to the original images.

D2I-Bench. As shown in Tab. 4, our method’s captions effectively capture visual details, producing reconstructed images closely aligned with originals. Qualitative examples can also be found in Fig. 3, where our method captures fine-grained features such as whether a person is wearing a hat and the positional relation between a woman and a horse.

DetailCaps Benchmark.

Results in Tab. 5 show that our method achieves top performance, effectively capturing object and attribute details. Additionally, it improves the relational F1 score, demonstrating the benefit of region-based descriptions for richer, more accurate captions. Even with advanced MLLMs, our method shows significant gains in $F1_{rel}$ (+0.37 vs. +2.35 in Mini-Gemini). The CAPTURE score on DID-Bench is computed, results in appendix.

Learnable Multimodal and Hallucination Metrics. We used CLIP-S, Polos, and CHAIR metrics to evaluate caption-image alignment and hallucination reduction in

Description	CAPTURE	$F1_{obj}$	$F1_{attr}$	$F1_{rel}$
LLaVA1.5	49.99	55.76	44.43	49.48
LLaVA1.5+IT [33]	51.98	56.37	48.22	50.44
LLaVA1.5+PoCa [36]	47.38	54.57	40.64	46.28
LLaVA1.5+Syn [34]	57.51	62.06	55.54	51.07
LLaVA1.5+Ours	58.05	62.23	56.09	52.51
LLaVA1.6	61.03	64.59	60.39	53.73
LLaVA1.6+IT [33]	61.21	64.76	60.68	53.68
LLaVA1.6+PoCa [36]	55.38	58.61	54.47	49.61
LLaVA1.6+Syn [34]	61.16	65.17	60.24	53.44
LLaVA1.6+Ours	63.51	66.95	63.15	55.80
Mini-Gemini	62.37	66.77	61.15	54.40
Mini-Gemini+IT [33]	62.53	66.85	61.40	54.54
Mini-Gemini+PoCa [36]	55.08	59.73	52.68	49.44
Mini-Gemini+Syn [34]	62.53	66.68	61.49	54.77
Mini-Gemini+Ours	64.49	68.15	63.92	56.75

Table 5. CAPTURE scores on DetailCaps benchmark. Higher object, attribute, and relation F1 scores mean better performance in capturing these aspects.

DID-Bench. As shown in the Tab. 6, our approach improves image content reflection and significantly reduces hallucinations. For GPT-4o, the CHAIRs drops by 2.76 compared to the global baseline. Additionally, the difference in hallucinations with and without semantic filtering is significant, with hallucinations dropping from 30.2% to 8.42%.

Cost Analysis. Our method is completely training-free with lower cost than expected. Despite multiple MLLM and LLM calls, our strategy leverages small patch sizes to reduce tokens, while batch processing and vLLM[57] accelerates inference, ensuring efficiency. Compared to training-based MLLMs and other training-free models, our cost re-

Model	Method	CLIP-S \uparrow	Polos \uparrow	CHAIRs \downarrow	CHAIRi \downarrow
GPT-4o	Global	40.59	76.35	11.18	5.59
	IT	41.00	76.61	25.25	5.54
	Synthesized	41.13	76.87	29.71	7.09
	PoCa	38.36	72.47	18.32	7.55
	w/o. semantic	41.10	75.53	30.20	8.54
	Ours	41.19	76.98	8.42	4.30
LLaVA-1.5	Global	40.59	71.42	52.48	17.41
	IT	40.71	71.82	52.48	15.38
	Synthesized	40.77	71.89	53.47	15.44
	PoCa	37.26	66.64	55.45	27.50
	w/o. semantic	40.65	71.30	81.67	23.89
	Ours	40.78	72.81	49.50	15.33

Table 6. Multimodal Metrics: CLIP-S, Polos, and Hallucination Metric CHAIR on DID-Bench.



Figure 3. The visualization of D2I-Bench shows that our method is able to capture more image details, as well as object attributes and relationships, resulting in generated images that are more similar to the original images.

GroundTruth	Method	BLEU-1	BLEU-2	BLEU-3	BLEU-4	CIDEr	METEOR	ROUGE	SPICE	WMD
GT-{LLaVA}	w/o. semantic patch	37.82	21.36	11.91	6.92	4.47	19.05	21.21	21.60	45.36
	w/. four equal	40.08	22.57	12.29	6.90	4.76	19.50	21.21	21.77	45.51
	w/o. semantic filtering	41.99	23.63	13.09	7.61	2.93	20.18	21.44	21.73	45.70
	w/o. hierarchical aggregation	15.81	8.95	5.08	3.00	1.00	12.83	18.56	19.47	42.90
	Ours	42.84	24.08	13.22	7.48	5.50	20.71	21.69	21.78	45.95
GT-{GPT4-V}	w/o. semantic patch	35.24	18.48	9.32	5.07	2.80	18.01	19.83	20.21	42.99
	w/. four equal	37.03	19.54	9.90	5.33	3.42	18.51	20.13	20.77	43.27
	w/o. semantic filtering	36.72	19.60	10.21	5.77	3.56	18.39	20.02	20.13	43.08
	w/o. hierarchical aggregation	13.61	7.18	3.74	2.07	0.62	11.79	16.98	18.25	40.37
	Ours	37.30	20.07	10.62	6.00	3.60	18.67	20.39	20.99	43.33

Table 7. Ablation study of each component on DID-Bench, GT-{LLaVA} and GT-{GPT4-V} refer to ground truth captions generated by LLaVA and GPT-4Vision, respectively.

mains acceptable (Tab. 8).

4.3. Ablation study

To evaluate each component’s significance and effectiveness, we conducted an ablation study on the DID-Bench, as shown in Tab. 7. Removing the semantic patch description dropped performance across metrics, highlighting the semantic patch description is crucial for capturing essential details of core elements within an image. Additionally, dividing the image into four equal patches led to a decrease in performance, likely due to incomplete division and an increased likelihood of incorrect descriptions. Removing the semantic filtering method also lowered descriptive quality, indicating that this method improves the reliability and accuracy of the descriptions. Finally, replacing hierarchical aggregation with a direct fusion approach like PoCa [36], resulted in a significant drop, possibly due to the simultaneous aggregation of data from multiple patches, leading to

Method	Training	Inference
LLaVA1.6	Hundreds of A100 GPU Hours	0.55s per image
IT	None	2.80s per image
Ours	None	7.04s per image

Table 8. Cost analysis of inference per image using 8×A40.

redundant information and insufficient fusion.

5. Conclusion

We propose a *divide-then-aggregate* approach, a training-free pipeline that enhances image captioning by capturing more details and reducing hallucinations. This method divides images into semantic and spatial components, generating candidate captions to improve local perception. It then applies a hierarchical aggregation strategy, combining intra-patch and inter-patch aggregation with semantic filtering to enhance the global quality and accuracy of the captions. Extensive experiments on both open-source and closed-source models show our method achieves competitive performance compared to fine-tuned models. In the future, we aim to reduce the computational cost of this method, as it requires multiple descriptions and LLM computations to generate and integrate a complete caption. Addressing this issue is crucial for enabling the rapid generation of large-scale image-caption pairs.

6. Acknowledge

This work is sponsored by CCF-Zhipu.AI Large Model Innovation Fund.

References

- [1] Kecheng Zheng, Yifei Zhang, Wei Wu, Fan Lu, Shuailei Ma, Xin Jin, Wei Chen, and Yujun Shen. Dreamlip: Language-image pre-training with long captions. In *European Conference on Computer Vision*, pages 73–90. Springer, 2025. 1
- [2] Beichen Zhang, Pan Zhang, Xiaoyi Dong, Yuhang Zang, and Jiaqi Wang. Long-clip: Unlocking the long-text capability of clip. In *European Conference on Computer Vision*, pages 310–325. Springer, 2025. 1
- [3] Junsong Chen, Jincheng Yu, Chongjian Ge, Lewei Yao, Enze Xie, Zhongdao Wang, James T. Kwok, Ping Luo, Huchuan Lu, and Zhenguo Li. Pixart- α : Fast training of diffusion transformer for photorealistic text-to-image synthesis. In *The Twelfth International Conference on Learning Representations, ICLR 2024, Vienna, Austria, May 7-11, 2024*. OpenReview.net, 2024. 1, 5
- [4] Wendi Zheng, Jiayan Teng, Zhuoyi Yang, Weihang Wang, Jidong Chen, Xiaotao Gu, Yuxiao Dong, Ming Ding, and Jie Tang. Cogview3: Finer and faster text-to-image generation via relay diffusion. In *Computer Vision - ECCV 2024 - 18th European Conference, Milan, Italy, September 29-October 4, 2024, Proceedings*, volume 15135, pages 1–22. Springer, 2024.
- [5] James Betker, Gabriel Goh, Li Jing, Tim Brooks, Jianfeng Wang, Linjie Li, Long Ouyang, Juntang Zhuang, Joyce Lee, Yufei Guo, et al. Improving image generation with better captions. *Computer Science*. <https://cdn.openai.com/papers/dall-e-3.pdf>, 2(3):8, 2023. 1
- [6] Adam Polyak, Amit Zohar, Andrew Brown, Andros Tjandra, Animesh Sinha, Ann Lee, Apoorv Vyas, Bowen Shi, Chih-Yao Ma, Ching-Yao Chuang, et al. Movie gen: A cast of media foundation models. *arXiv preprint arXiv:2410.13720*, 2024. 1
- [7] Zhuoyi Yang, Jiayan Teng, Wendi Zheng, Ming Ding, Shiyu Huang, Jiazheng Xu, Yuanming Yang, Wenyi Hong, Xiaohan Zhang, Guanyu Feng, et al. Cogvideox: Text-to-video diffusion models with an expert transformer. *arXiv preprint arXiv:2408.06072*, 2024. 1
- [8] Zechen Bai, Pichao Wang, Tianjun Xiao, Tong He, Zongbo Han, Zheng Zhang, and Mike Zheng Shou. Hallucination of multimodal large language models: A survey. *arXiv preprint arXiv:2404.18930*, 2024. 1, 2
- [9] Tianyi Bai, Hao Liang, Binwang Wan, Ling Yang, Bozhou Li, Yifan Wang, Bin Cui, Conghui He, Binhang Yuan, and Wentao Zhang. A survey of multimodal large language model from a data-centric perspective. *arXiv preprint arXiv:2405.16640*, 2024. 1, 2
- [10] Qifan Yu, Juncheng Li, Longhui Wei, Liang Pang, Wentao Ye, Bosheng Qin, Siliang Tang, Qi Tian, and Yueting Zhuang. Hallucidoctor: Mitigating hallucinatory toxicity in visual instruction data. In *Proceedings of the IEEE/CVF Conference on Computer Vision and Pattern Recognition*, pages 12944–12953, 2024. 1
- [11] Oriol Vinyals, Alexander Toshev, Samy Bengio, and Dumitru Erhan. Show and tell: Lessons learned from the 2015 mscoco image captioning challenge. *IEEE transactions on pattern analysis and machine intelligence*, 39(4):652–663, 2016. 1, 2
- [12] Quanzeng You, Hailin Jin, Zhaowen Wang, Chen Fang, and Jiebo Luo. Image captioning with semantic attention. In *Proceedings of the IEEE conference on computer vision and pattern recognition*, pages 4651–4659, 2016. 1, 2
- [13] Peter Anderson, Xiaodong He, Chris Buehler, Damien Teney, Mark Johnson, Stephen Gould, and Lei Zhang. Bottom-up and top-down attention for image captioning and visual question answering. In *Proceedings of the IEEE conference on computer vision and pattern recognition*, pages 6077–6086, 2018. 2
- [14] Ling Cheng, Wei Wei, Xianling Mao, Yong Liu, and Chunyan Miao. Stack-vs: Stacked visual-semantic attention for image caption generation. *IEEE Access*, 8:154953–154965, 2020. 2
- [15] Jianfeng Wang, Zhengyuan Yang, Xiaowei Hu, Linjie Li, Kevin Lin, Zhe Gan, Zicheng Liu, Ce Liu, and Lijuan Wang. GIT: A generative image-to-text transformer for vision and language. *Trans. Mach. Learn. Res.*, 2022, 2022. 2
- [16] Peng Wang, An Yang, Rui Men, Junyang Lin, Shuai Bai, Zhikang Li, Jianxin Ma, Chang Zhou, Jingren Zhou, and Hongxia Yang. Ofa: Unifying architectures, tasks, and modalities through a simple sequence-to-sequence learning framework. In *International conference on machine learning*, pages 23318–23340. PMLR, 2022. 2
- [17] Lin Chen, Jinsong Li, Xiaoyi Dong, Pan Zhang, Conghui He, Jiaqi Wang, Feng Zhao, and Dahua Lin. Sharegpt4v: Improving large multi-modal models with better captions. *arXiv preprint arXiv:2311.12793*, 2023. 2, 6, 7, 3
- [18] Guiming Hardy Chen, Shunian Chen, Ruifei Zhang, Junying Chen, Xiangbo Wu, Zhiyi Zhang, Zhihong Chen, Jianquan Li, Xiang Wan, and Benyou Wang. Allava: Harnessing gpt4v-synthesized data for a lite vision-language model. *arXiv preprint arXiv:2402.11684*, 2024. 2, 6, 7
- [19] Chenhong Cui, Yiyang Zhou, Xinyu Yang, Shirley Wu, Linjun Zhang, James Zou, and Huaxiu Yao. Holistic analysis of hallucination in gpt-4v (ision): Bias and interference challenges. *arXiv preprint arXiv:2311.03287*, 2023. 2
- [20] Mingrui Wu, Jiayi Ji, Oucheng Huang, Jiale Li, Yuhang Wu, Xiaoshuai Sun, and Rongrong Ji. Evaluating and analyzing relationship hallucinations in lvlms. In *Forty-first International Conference on Machine Learning, ICML 2024, Vienna, Austria, July 21-27, 2024*. OpenReview.net, 2024. 2
- [21] Anne M Treisman and Garry Gelade. A feature-integration theory of attention. *Cognitive psychology*, 12(1):97–136, 1980. 2
- [22] Haotian Liu, Chunyuan Li, Yuheng Li, and Yong Jae Lee. Improved baselines with visual instruction tuning. In *Proceedings of the IEEE/CVF Conference on Computer Vision and Pattern Recognition*, pages 26296–26306, 2024. 2
- [23] Yanwei Li, Yuechen Zhang, Chengyao Wang, Zhisheng Zhong, Yixin Chen, Ruihang Chu, Shaoteng Liu, and Jiaya Jia. Mini-gemini: Mining the potential of multi-modality vision language models. *arXiv preprint arXiv:2403.18814*, 2024. 2, 6

- [24] Anthropic. Claude 3.5 sonnet news. <https://www.anthropic.com/news/claude-3-5-sonnet>, Accessed on 27 Jun 2024. 2, 6
- [25] Aaron Hurst, Adam Lerer, Adam P Goucher, Adam Perelman, Aditya Ramesh, Aidan Clark, AJ Ostrow, Akila Welihinda, Alan Hayes, Alec Radford, et al. Gpt-4o system card. *arXiv preprint arXiv:2410.21276*, 2024. 2, 6
- [26] Team GLM, Aohan Zeng, Bin Xu, Bowen Wang, Chenhui Zhang, Da Yin, Diego Rojas, Guanyu Feng, Hanlin Zhao, Hanyu Lai, et al. Chatglm: A family of large language models from glm-130b to glm-4 all tools. *arXiv preprint arXiv:2406.12793*, 2024. 2, 6
- [27] Abhimanyu Dubey, Abhinav Jauhri, Abhinav Pandey, Abhishek Kadian, Ahmad Al-Dahle, Aiesha Letman, Akhil Mathur, Alan Schelten, Amy Yang, Angela Fan, et al. The llama 3 herd of models. *arXiv preprint arXiv:2407.21783*, 2024. 2, 6, 1
- [28] Tom B Brown, Ben Mann, N Ryder, M Subbiah, J Kaplan, P Dhariwal, A Neelakantan, P Shyam, G Sastry, A Askell, S Agarwal, et al. Language models are few-shot learners. In *Advances in Neural Information Processing Systems 33: Annual Conference on Neural Information Processing Systems 2020, NeurIPS 2020, December 6-12, 2020, virtual*, 2020.
- [29] Wei-Lin Chiang, Zhuohan Li, Zi Lin, Ying Sheng, Zhanghao Wu, Hao Zhang, Lianmin Zheng, Siyuan Zhuang, Yonghao Zhuang, Joseph E. Gonzalez, Ion Stoica, and Eric P. Xing. Vicuna: An open-source chatbot impressing gpt-4 with 90%* chatgpt quality, March 2023. 2
- [30] Haotian Liu, Chunyuan Li, Qingyang Wu, and Yong Jae Lee. Visual instruction tuning. *Advances in neural information processing systems*, 36, 2024. 2, 6
- [31] Henghui Du, Guangyao Li, Chang Zhou, Chunjie Zhang, Alan Zhao, and Di Hu. Crab: A unified audio-visual scene understanding model with explicit cooperation, 2025.
- [32] Yake Wei, Di Hu, Yapeng Tian, and Xuelong Li. Learning in audio-visual context: A review, analysis, and new perspective. *arXiv preprint arXiv:2208.09579*, 2022. 2
- [33] Renjie Pi, Jianshu Zhang, Jipeng Zhang, Rui Pan, Zhekai Chen, and Tong Zhang. Image textualization: An automatic framework for creating accurate and detailed image descriptions. *arXiv preprint arXiv:2406.07502*, 2024. 2, 5, 6, 7, 1, 3, 4
- [34] Hongyuan Dong, Jiawen Li, Bohong Wu, Jiacong Wang, Yuan Zhang, and Haoyuan Guo. Benchmarking and improving detail image caption. *arXiv preprint arXiv:2405.19092*, 2024. 2, 5, 6, 7, 1, 3
- [35] Bo Li, Yuanhan Zhang, Dong Guo, Renrui Zhang, Feng Li, Hao Zhang, Kaichen Zhang, Peiyuan Zhang, Yanwei Li, Ziwei Liu, et al. Llava-onevision: Easy visual task transfer. *arXiv preprint arXiv:2408.03326*, 2024. 2
- [36] Delong Chen, Samuel Cahyawijaya, Etsuko Ishii, Ho Shu Chan, Yejin Bang, and Pascale Fung. What makes for good image captions? *arXiv preprint arXiv:2405.00485*, 2024. 3, 5, 6, 7, 8, 1
- [37] Junnan Li, Dongxu Li, Silvio Savarese, and Steven Hoi. Blip-2: Bootstrapping language-image pre-training with frozen image encoders and large language models. In *International conference on machine learning*, pages 19730–19742. PMLR, 2023. 3, 6
- [38] Miao Xiong, Zhiyuan Hu, Xinyang Lu, Yifei Li, Jie Fu, Junxian He, and Bryan Hoai. Can llms express their uncertainty? an empirical evaluation of confidence elicitation in llms. In *The Twelfth International Conference on Learning Representations, ICLR 2024, Vienna, Austria, May 7-11, 2024*. OpenReview.net, 2024. 4
- [39] Simone Bianco, Luigi Celona, Marco Donzella, and Paolo Napoletano. Improving image captioning descriptiveness by ranking and llm-based fusion. *arXiv preprint arXiv:2306.11593*, 2023. 4
- [40] Tsung-Yi Lin, Michael Maire, Serge Belongie, James Hays, Pietro Perona, Deva Ramanan, Piotr Dollár, and C Lawrence Zitnick. Microsoft coco: Common objects in context. In *Computer Vision—ECCV 2014: 13th European Conference, Zurich, Switzerland, September 6-12, 2014, Proceedings, Part V 13*, pages 740–755. Springer, 2014. 5, 2, 4
- [41] Kishore Papineni, Salim Roukos, Todd Ward, and Wei-Jing Zhu. Bleu: a method for automatic evaluation of machine translation. In *Proceedings of the 40th annual meeting of the Association for Computational Linguistics*, pages 311–318, 2002. 5, 1
- [42] Ramakrishna Vedantam, C Lawrence Zitnick, and Devi Parikh. Cider: Consensus-based image description evaluation. In *Proceedings of the IEEE conference on computer vision and pattern recognition*, pages 4566–4575, 2015. 5, 1
- [43] Alon Lavie and Abhaya Agarwal. METEOR: An automatic metric for MT evaluation with high levels of correlation with human judgments. In *Proceedings of the Second Workshop on Statistical Machine Translation*, pages 228–231, 2007. 5, 1
- [44] Chin-Yew Lin. Rouge: A package for automatic evaluation of summaries. In *Text summarization branches out*, pages 74–81, 2004. 5, 1
- [45] Peter Anderson, Basura Fernando, Mark Johnson, and Stephen Gould. Spice: Semantic propositional image caption evaluation. In *Computer Vision—ECCV 2016: 14th European Conference, Amsterdam, The Netherlands, October 11-14, 2016, Proceedings, Part V 14*, pages 382–398. Springer, 2016. 5, 1
- [46] Mert Kilickaya, Aykut Erdem, Nazli Ikizler-Cinbis, and Erkut Erdem. Re-evaluating automatic metrics for image captioning. In Mirella Lapata, Phil Blunsom, and Alexander Koller, editors, *Proceedings of the 15th Conference of the European Chapter of the Association for Computational Linguistics, EACL 2017, Valencia, Spain, April 3-7, 2017, Volume 1: Long Papers*, pages 199–209. Association for Computational Linguistics, 2017. 5, 1
- [47] Jack Hessel, Ari Holtzman, Maxwell Forbes, Ronan Le Bras, and Yejin Choi. Clipscore: A reference-free evaluation metric for image captioning. In *Proceedings of the 2021 Conference on Empirical Methods in Natural Language Processing*, pages 7514–7528, 2021. 5
- [48] Yuiga Wada, Kanta Kaneda, Daichi Saito, and Komei Sugiyama. Polos: Multimodal metric learning from human feedback for image captioning. In *Proceedings of the IEEE/CVF*

- Conference on Computer Vision and Pattern Recognition*, pages 13559–13568, 2024. 5, 1
- [49] Anna Rohrbach, Lisa Anne Hendricks, Kaylee Burns, Trevor Darrell, and Kate Saenko. Object hallucination in image captioning. In *Proceedings of the 2018 Conference on Empirical Methods in Natural Language Processing*, pages 4035–4045, 2018. 5, 1
- [50] Christoph Schuhmann, Richard Vencu, Romain Beaumont, Robert Kaczmarczyk, Clayton Mullis, Aarush Katta, Theo Coombes, Jenia Jitsev, and Aran Komatsuzaki. Laion-400m: Open dataset of clip-filtered 400 million image-text pairs. *arXiv preprint arXiv:2111.02114*, 2021. 5
- [51] Alexander Kirillov, Eric Mintun, Nikhila Ravi, Hanzi Mao, Chloe Rolland, Laura Gustafson, Tete Xiao, Spencer Whitehead, Alexander C Berg, Wan-Yen Lo, et al. Segment anything. In *Proceedings of the IEEE/CVF International Conference on Computer Vision*, pages 4015–4026, 2023. 5, 4
- [52] Vicente Ordonez, Girish Kulkarni, and Tamara Berg. Im2text: Describing images using 1 million captioned photographs. *Advances in neural information processing systems*, 24, 2011. 5
- [53] Peter Young, Alice Lai, Micah Hodosh, and Julia Hockenmaier. From image descriptions to visual denotations: New similarity metrics for semantic inference over event descriptions. *Transactions of the Association for Computational Linguistics*, 2:67–78, 2014. 5
- [54] Minwoo Byeon, Beomhee Park, Haecheon Kim, Sungjun Lee, Woonhyuk Baek, and Saehoon Kim. Coyo-700m: Image-text pair dataset. <https://github.com/kakaobrain/coyo-dataset>, 2022. 5
- [55] Piyush Sharma, Nan Ding, Sebastian Goodman, and Radu Soricut. Conceptual captions: A cleaned, hypernymed, image alt-text dataset for automatic image captioning. In *Proceedings of the 56th Annual Meeting of the Association for Computational Linguistics (Volume 1: Long Papers)*, pages 2556–2565, 2018. 5
- [56] Size Wu, Wenwei Zhang, Sheng Jin, Wentao Liu, and Chen Change Loy. Aligning bag of regions for open-vocabulary object detection. In *Proceedings of the IEEE/CVF conference on computer vision and pattern recognition*, pages 15254–15264, 2023. 6
- [57] Woosuk Kwon, Zhuohan Li, Siyuan Zhuang, Ying Sheng, Lianmin Zheng, Cody Hao Yu, Joseph E. Gonzalez, Hao Zhang, and Ion Stoica. Efficient memory management for large language model serving with pagedattention. In *Proceedings of the ACM SIGOPS 29th Symposium on Operating Systems Principles*, 2023. 7
- [58] Alec Radford, Jong Wook Kim, Chris Hallacy, Aditya Ramesh, Gabriel Goh, Sandhini Agarwal, Girish Sastry, Amanda Askell, Pamela Mishkin, Jack Clark, et al. Learning transferable visual models from natural language supervision. In *International conference on machine learning*, pages 8748–8763. PMLR, 2021. 1
- [59] Maxime Oquab, Timothée Darcet, Théo Moutakanni, Huy Vo, Marc Szafraniec, Vasil Khalidov, Pierre Fernandez, Daniel Haziza, Francisco Massa, Alaaeldin El-Nouby, et al. Dinov2: Learning robust visual features without supervision. *arXiv preprint arXiv:2304.07193*, 2023. 1
- [60] Yash Goyal, Tejas Khot, Douglas Summers-Stay, Dhruv Batra, and Devi Parikh. Making the v in vqa matter: Elevating the role of image understanding in visual question answering. In *Proceedings of the IEEE conference on computer vision and pattern recognition*, pages 6904–6913, 2017. 1
- [61] Yifan Li, Yifan Du, Kun Zhou, Jinpeng Wang, Wayne Xin Zhao, and Ji-Rong Wen. Evaluating object hallucination in large vision-language models. In *Proceedings of the 2023 Conference on Empirical Methods in Natural Language Processing*, pages 292–305, 2023. 1, 4
- [62] Jialian Wu, Jianfeng Wang, Zhengyuan Yang, Zhe Gan, Zicheng Liu, Junsong Yuan, and Lijuan Wang. Grit: A generative region-to-text transformer for object understanding. *arXiv preprint arXiv:2212.00280*, 2022. 2
- [63] Weihan Wang, Qingsong Lv, Wenmeng Yu, Wenyi Hong, Ji Qi, Yan Wang, Junhui Ji, Zhuoyi Yang, Lei Zhao, Song XiXuan, et al. Cogvlm: Visual expert for pretrained language models. *Advances in Neural Information Processing Systems*, 37:121475–121499, 2025. 2
- [64] Peter Tong, Ellis Brown, Penghao Wu, Sanghyun Woo, Adithya Jairam Vedagiri IYER, Sai Charitha Akula, Shusheng Yang, Jihan Yang, Manoj Middepogu, Ziteng Wang, et al. Cambrian-1: A fully open, vision-centric exploration of multimodal llms. *Advances in Neural Information Processing Systems*, 37:87310–87356, 2025. 2
- [65] Edward J. Hu, Yelong Shen, Phillip Wallis, Zeyuan Allen-Zhu, Yuanzhi Li, Shean Wang, Lu Wang, and Weizhu Chen. Lora: Low-rank adaptation of large language models. In *The Tenth International Conference on Learning Representations, ICLR 2022, Virtual Event, April 25-29, 2022*. OpenReview.net, 2022. 4
- [66] Ranjay Krishna, Yuke Zhu, Oliver Groth, Justin Johnson, Kenji Hata, Joshua Kravitz, Stephanie Chen, Yannis Kalantidis, Li-Jia Li, David A Shamma, et al. Visual genome: Connecting language and vision using crowdsourced dense image annotations. *International journal of computer vision*, 123:32–73, 2017. 4

Patch Matters: Training-free Fine-grained Image Caption Enhancement via Local Perception

Supplementary Material

A. Experiments Details

A.1. Metrics Details

BLEU. The BLEU [41] score was introduced for machine translation. This metric measures the similarity between model-generated text and reference text. BLEU score typically calculates consistent n-grams between the two texts. A higher score indicates greater similarity between the texts.

ROUGE. The ROUGE [44] score was initially designed to evaluate summarization. ROUGE measures the overlap of n-grams. Its variant, ROUGE-L, calculates the similarity between generated text and reference text based on the longest common subsequence.

METEOR. METEOR [43] is another machine translation metric. It is based on the harmonic mean of unigram precision and recall between generated sentences and reference sentences, with improved comparison in aspects such as synonyms, and stem variations.

CIDEr. CIDEr [42] evaluates image descriptions using TF-IDF (Term Frequency-Inverse Document Frequency) weighted n-grams, calculating cosine similarity between candidate captions and reference captions, incorporating both precision and recall.

SPICE. SPICE [45] is a semantic-based metric for image description evaluation. It converts image descriptions into scene graphs, extracting objects, attributes, and their relationships to measure semantic similarity between candidate and reference descriptions.

WMD. WMD [46] is a semantic text similarity metric that uses word vectors to represent words and computes a distance measure to determine the similarity between two text sequences.

CAPTURE. CAPTURE [34] evaluates image descriptions by identifying key visual elements. It uses a scene graph parser to extract objects, attributes, and relationships from both candidate and reference texts. Abstract nouns are filtered using a stop-word list. F1 scores are calculated based on exact matches, synonym matches, and soft matches, aligning with human evaluation standards. The final CAPTURE score is a weighted combination of these F1 scores, defined as:

$$\text{CAPTURE} = \frac{\alpha \cdot F1_{obj} + \beta \cdot F1_{attr} + \gamma \cdot F1_{rel}}{\alpha + \beta + \gamma}, \quad (5)$$

where $\alpha = 5$, $\beta = 5$, $\gamma = 2$.

Polos. Polos[48] is a supervised automatic evaluation metric, which computes scores from multimodal inputs using a

parallel feature extraction mechanism that leverages embeddings trained through large-scale contrastive learning. It is designed to better align with human judgments and handle diverse images and texts.

CHAIR. CHAIR[49] is designed for evaluating object hallucination in image captions. It calculates the proportion of objects that appear in a caption but not in an image. Its two variants, CHAIRi and CHAIRs, evaluate the hallucination at the object instance level and the sentence level, respectively. They are calculated as follows:

$$\text{CHAIRi} = \frac{\{\text{hallucinated objects}\}}{\{\text{all objects mentioned}\}}, \quad (6)$$

$$\text{CHAIRs} = \frac{\{\text{sentences with hallucinated objects}\}}{\{\text{all sentences}\}}. \quad (7)$$

LIN-Bench. LIN-Bench [33] is an evaluation framework introduced in the article to assess the readability and linguistic complexity of generated image descriptions. It uses metrics such as ARI, FK, and SMOG. ARI focuses on the number of words in a sentence and the average number of characters per word, FK is based on sentence length and syllable count, and SMOG measures the use of polysyllabic words. Higher scores on these metrics typically indicate that the text contains more information and detail.

CLIP-score and DINO-score. CLIP-score utilizes the CLIP [58] model to extract image embeddings and calculate cosine similarity between the generated image and a candidate image. DINO-score uses the DINOv2 [59] model to extract features from both images and compute cosine similarity. CLIP is trained on image-text datasets and captures semantic features of images, allowing CLIP-score to reflect high-level semantic similarity. DINOv2 is a self-supervised vision model that effectively captures fine-grained visual features, making DINO-score well-suited for assessing detailed visual similarity.

VQA. The VQA task [36] is designed to assess caption quality in conveying image content. We conducted this experiment using 625 images from the VQA-V2 validation set [60] (5,000 questions total). A text-only LLM [27] answered questions based on captions from various methods.

POPE. POPE [61] is a mainstream evaluation metric for multimodal models, primarily focusing on object-level hallucinations. It employs three polling strategies: sampling objects randomly, selecting from popular objects, and choosing among frequently co-occurring objects that do not

exist in the image, which is referred to as adversarial sampling. We conduct our evaluation on the MSCOCO [40] validation dataset, which consists of 500 images, each accompanied by 6 questions. The evaluation metrics include Accuracy, Precision, Recall, and F1 score.

A.2. Prompt for Semantic Filtering

In Fig. 5, we demonstrate the detailed prompt used to guide the LLM in analyzing the semantic content of candidate descriptions and categorizing them into three groups. First, we specify the task goal for the LLM. Then, we emphasize key points to remember during the extraction process: 1) Identify sentences that describe the same object across different descriptions and consolidate them into a single sentence; 2) Identify contradictory sentences from different descriptions; 3) Identify sentences that appear only in one description but describe important objects. We also emphasize that each sentence should belong to only one category. Finally, we provide the LLM with manually labeled contextual examples to enhance its ability to follow instructions.

A.3. Prompt for Aggregation

In Figs. 6 to 10, we demonstrate LLM prompts used for aggregation. Fig. 6 shows intra-patch aggregation, where descriptions of the same patch are merged into a single description. In this example, we input three candidate descriptions along with a high-confidence description obtained through semantic filtering and instruct the LLM to merge

them based on the high-confidence description, ensuring accuracy and avoiding redundancy. Fig. 7 show prompts for merging when the IoU between the semantic patch and the global image exceeds a certain threshold. The LLM combines descriptions of the key semantic regions based on the high-confidence descriptions obtained through semantic filtering, filling in the missing parts of the global image and correcting any errors within them. Fig. 8 and Fig. 9 show prompts for merging when the IoU between spatial patches exceeds a certain threshold. The LLM combines the descriptions of the two regions based on the high-confidence descriptions obtained through semantic filtering, resulting in a unified description for the merged region. Finally, Fig. 10 provides an example of how to merge descriptions from different spatial patches into a global description. Here, we assume that the IoU between the four spatial patches is below the threshold, so we have four patch descriptions and one global description as input. We prompt the LLM to use the high-confidence patch descriptions to supplement and correct potential hallucinations in the global description.

B. Additional Results and Experiments

B.1. Ablation Study in DID-Bench

To evaluate our method regarding the selection of Blip2Score and IoU thresholds, we employ grid search for the experiments, as shown in the Tab. 9. The small variation in the metrics indicates that the nearby thresholds are not sensitive to the experimental results and all surpass the vanilla MLLM. In addition, we have carried out experiments on two aspects: one is solely splitting the image into two patches, and the other is adding object-level information. The results presented in Tab. 10 demonstrate that dividing the image into two patches hinders the model from acquiring perception, while adding object-level information extracted by GRiT[62] is beneficial.

B.2. Experiment on Visually Enhanced MLLMs

To assess the effectiveness of our method on MLLMs with stronger visual capabilities, we conducted experiments on the CogVLM[63] and Cambrian[64]. The results are presented in Tab. 11. As indicated by the data in the table, our method continues to significantly enhance performance on these models.

B.3. CAPTURE Score in DID-Bench

We also evaluated the CAPTURE score on DID-Bench [33], as shown in Tab. 12 and Tab. 13. We present the CAPTURE scores for both open-source and closed-source large models, and it is clear that our method consistently improves the performance of these models on this metric. An interesting observation is that LLaVA and Mini-Gemini outper-

IoU Blip2score		CIDEr	METEOR	ROUGE	SPICE	WMD
0.3	0.2	4.03	19.16	20.76	20.89	44.40
0.3	0.3	3.51	19.36	20.77	21.09	44.31
0.3	0.4	4.18	18.54	20.52	20.97	44.21
0.4	0.2	3.35	19.85	21.00	21.16	44.49
0.4	0.3	4.55	19.69	21.04	21.39	44.64
0.4	0.4	4.12	19.21	20.83	21.10	44.46

Table 9. Ablation study of Blip2Score and IoU on DID-Bench.

Method	CIDEr	METEOR	ROUGE	SPICE	WMD
LLaVA-1.6					
Global	0.74	14.18	19.86	19.79	42.24
w/. 2 spatial patches	1.97	15.47	18.98	19.74	42.80
w/. object level	3.11	20.67	20.88	21.40	45.04
ours	4.55	19.69	21.04	21.39	44.64

Table 10. Ablation study of patch numbers and object level description on DID-Bench.

Method	CIDEr	METEOR	ROUGE	SPICE	WMD
Cambrian					
Global	0.00	6.77	12.62	10.31	35.06
Ours+Cambrian	3.31	15.47	18.41	16.27	39.95
CogVLM					
Global	0.00	7.89	13.78	15.78	38.65
Ours+CogVLM	1.25	14.49	18.00	18.90	41.88

Table 11. Visually Enhanced MLLMs on DID-Bench.

form many closed-source large models in the CAPTURE score, which could be attributed to their use of the GPT-4V-annotated ShareGPT4V [17] dataset during training. This further highlights the critical role of high-quality image-text descriptions in improving model performance.

B.4. Experiment on LIN-Bench

We evaluated our method on LIN-Bench [33] using images from DID-Bench. LIN-Bench focuses on readability and descriptive detail to assess the quality and complexity of generated text. We also conducted a statistical analysis of the description lengths generated by different methods on the DID-Bench dataset, as shown in the Tab. 15. Since this benchmark is only suitable for descriptions longer than 100 words, we did not use PoCa [36] as a baseline. As shown in Tab. 14, our method achieves higher scores across LIN-Bench metrics (ARI, FK, SMOG), demonstrating that it produces detailed descriptions.

Description	CAPTURE	$F1_{obj}$	$F1_{attr}$	$F1_{rel}$
LLaVA1.5	49.81	59.17	38.26	55.25
LLaVA1.5+IT [33]	53.86	61.96	44.74	56.67
LLaVA1.5+PoCa [36]	44.84	56.21	31.27	50.37
LLaVA1.5+Syn [34]	58.51	65.74	52.24	56.12
LLaVA1.5+Ours	59.61	66.78	53.11	57.95
LLaVA1.6	59.58	65.66	54.12	58.01
LLaVA1.6+IT [33]	61.60	67.56	56.68	59.00
LLaVA1.6+PoCa [36]	54.53	60.54	49.11	53.02
LLaVA1.6+Syn [34]	62.67	67.93	59.17	58.31
LLaVA1.6+Ours	64.48	69.61	61.27	59.71
Mini-Gemini	62.28	67.46	59.00	57.58
Mini-Gemini+IT [33]	63.24	68.13	60.36	58.16
Mini-Gemini+PoCa [36]	55.05	60.54	50.65	52.49
Mini-Gemini+Syn [34]	64.22	68.75	61.84	58.85
Mini-Gemini+Ours	65.55	69.69	63.75	59.86

Table 12. CAPTURE scores of open-source models on DID-Bench are weighted combinations of various F1 scores, where higher F1 scores for objects, attributes, and relations indicate better performance in capturing these aspects.

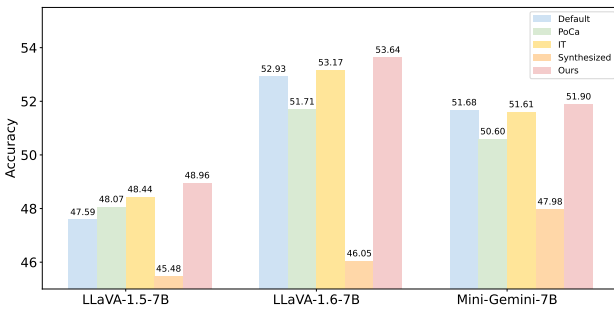


Figure 4. The performance of different methods and models on the VQA task shows that our method achieves the best results.

Description	CAPTURE	$F1_{obj}$	$F1_{attr}$	$F1_{rel}$
GLM-4V-Plus	56.04	64.12	47.84	56.30
GLM-4V-Plus+IT [33]	59.37	66.75	52.50	58.10
GLM-4V-Plus+PoCa [36]	53.25	59.04	47.60	52.88
GLM-4V-Plus+Syn [34]	62.91	68.57	59.17	58.09
GLM-4V-Plus+Ours	64.72	70.55	60.83	59.89
GPT-4o	57.40	64.39	50.46	57.29
GPT-4o+IT [33]	60.53	67.26	54.48	58.83
GPT-4o+PoCa [36]	50.40	56.87	43.81	50.70
GPT-4o+Syn [34]	62.93	68.98	58.89	57.93
GPT-4o+Ours	63.28	68.97	59.07	59.57
Claude-3.5	51.76	52.14	53.43	46.65
Claude-3.5+IT [33]	64.23	68.68	62.29	57.98
Claude-3.5+PoCa [36]	55.83	59.92	53.32	51.86
Claude-3.5+Syn [34]	63.66	67.92	61.94	57.30
Claude-3.5+Ours	64.72	69.21	62.77	58.37

Table 13. CAPTURE scores of close-source models on DID-Bench are weighted combinations of various F1 scores, where higher F1 scores for objects, attributes, and relations indicate better performance in capturing these aspects.

Description	ARI	FK	SMOG	Avg
LLaVA1.5	8.69	8.18	10.80	9.22
LLaVA1.5+IT [33]	8.85	8.35	10.86	9.35
LLaVA1.5+Syn [34]	9.74	8.93	10.97	9.88
LLaVA1.5+Ours	11.50	10.42	12.24	11.38
LLaVA1.6	9.71	9.19	11.41	10.10
LLaVA1.6+IT [33]	10.05	9.48	11.58	10.37
LLaVA1.6+Syn [34]	10.75	9.85	11.79	10.80
LLaVA1.6+Ours	12.49	11.37	12.98	12.28
Mini-Gemini	9.31	8.55	10.87	9.57
Mini-Gemini+IT [33]	9.52	8.75	10.97	9.74
Mini-Gemini+Syn [34]	10.69	9.57	11.35	10.53
Mini-Gemini+Ours	12.11	10.77	12.31	11.73

Table 14. LIN-Bench Results. Our outputs contain a higher number of syllables and characters.

Description	Chars	Sentences	Words
Ground_truth	1211.49	12.29	245.82
LLaVA1.6	587.21	7.27	128.08
LLaVA1.6+IT [33]	709.77	8.05	155.48
LLaVA1.6+Syn [34]	723.62	7.73	156.12
LLaVA1.6+PoCa [36]	275.22	2.53	59.73
LLaVA1.6+Ours	1044.40	9.53	221.70

Table 15. Statistical comparison of image description lengths generated by different methods on the DID-bench dataset, measured in average characters, words, and sentences per description.

B.5. VQA Task

As shown in Fig. 4, our method consistently enhances accuracy across models, with improvements from 0.22% to

Tuning Data	Adversarial				Random				Popular			
	Acc	Precision	Recall	F1	Acc	Precision	Recall	F1	Acc	Precision	Recall	F1
/	82.70	85.62	78.60	81.96	87.67	95.35	79.20	86.53	85.73	91.10	79.20	84.74
{LLaVA}	83.77	88.00	78.20	82.81	87.83	96.86	78.20	86.54	87.07	95.06	78.20	85.81
Ours-{LLaVA}	84.37	88.10	79.47	83.56	88.60	97.23	79.47	87.45	87.33	94.30	79.47	86.25

Table 16. LLaVA-1.5-7B performance with and without fine-tuning on synthesized detailed caption data on the POPE benchmark. “{LLaVA}” refers to detailed captions generated directly by LLaVA-1.5-7B, while “Ours-{LLaVA}” refers to the data constructed using our method. “Acc” denotes accuracy, and “F1” denotes the F1 score.

GroundTruth	Tuning Data	BLEU-1	BLEU-2	BLEU-3	BLEU-4	CIDEr	METEOR	ROUGE	SPICE	WMD
GT-{LLaVA}	/	9.16	5.70	3.37	2.07	0.47	10.62	19.54	17.65	41.37
	{LLaVA}	10.02	6.25	3.79	2.40	0.00	11.05	20.19	18.26	41.81
	Ours-{LLaVA}	34.09	19.33	10.91	6.47	5.63	17.34	23.35	20.35	43.11
GT-{GPT4-V}	/	7.50	4.05	1.94	0.98	0.00	9.11	15.67	13.29	37.74
	{LLaVA}	9.05	4.78	2.32	1.20	0.00	9.71	16.31	14.12	37.83
	Ours-{LLaVA}	27.68	13.84	6.68	3.50	3.11	15.13	19.75	16.30	39.26

Table 17. LLaVA-1.5-7B performance with and without fine-tuning on synthesized detailed caption data on the DID-Bench, with GT-{LLaVA} and GT-{GPT4-V} as ground truth captions generated by LLaVA and GPT-4Vision, respectively. “{LLaVA}” refers to detailed captions generated directly by LLaVA-1.5-7B, while “Ours-{LLaVA}” refers to the data constructed using our method.

1.37%, reflecting higher informational richness and enabling more comprehensive responses. In contrast, some methods introduce errors or omit critical information, leading to incorrect responses.

B.6. Fintune Result in POPE and DID-Bench

Experiment Settings. We fine-tuned the LLaVA-1.5-7B model using LoRA [65] with the default pipeline parameters. The learning rate was set to $2e^{-4}$, the LoRA rank was 128, and the scaling factor was 256. For fine-tuning, we used 10k image-text pairs sourced from COCO [40], VG [66], and SAM [51], which were annotated using our method based on LLaVA-1.5-7B. We then compared the performance of our annotations with the directly annotated data from LLaVA.

POPE and DID-Bench Results. We evaluated the impact of our annotation method on model performance by conducting experiments on two benchmarks: POPE [61] and DID-Bench [33]. As shown in the results of POPE Tab. 16, even with only 10k annotated pairs for fine-tuning, our approach significantly mitigates hallucinations compared to the baseline model, which uses direct annotations. While direct annotations provide some improvement, our method, which uses higher-quality annotations, yields more substantial gains. In Tab. 17, we show the results on the DID-Bench benchmark, where fine-tuning with captions generated by our method substantially improves the model’s ability to generate high-quality captions, outperforming the baseline.

C. More Case Studies

We provide more qualitative comparisons between MLLM-generated and our-generated image descriptions in Fig. 11 and Fig. 12.

Query Template for Semantic Filtering

System message

You are a language modeler tasked with analyzing three passages describing the same area of a picture. Your goal is to process these descriptions step by step, reasoning through each task logically and systematically. Please follow the steps outlined below and directly output the final results of Step 4 without providing explanations or additional words.

###Guidelines:

- Step 1: Identifying Similar Descriptions

1. Compare the descriptions to identify sentences that describe the same object, relationship, or action using semantic similarity and context.
2. Only group sentences as "similar descriptions" if they appear in at least **two or more** passages. If a description only appears in one passage, it should not be included in this group.
3. Combine these similar descriptions into a coherent single sentence.
4. **Important**: Once a description is grouped into the "similar descriptions" category, it should **not** appear again in the "contradictory descriptions" category.

- Step 2: Identifying Contradictory Descriptions

1. Find sentences that describe the same object but provide conflicting attributes (e.g., color, size, or action).
2. Ensure that if a sentence describes an object or attribute that is not mentioned in the other descriptions, it should **not** be considered contradictory. Instead, this sentence should be moved to the unique descriptions category.
3. Sentences already grouped under "similar descriptions" should not be included in contradictory descriptions.
4. Present only sentences that describe the same object and attribute but provide conflicting information in pairs, as they are, without modification.

- Step 3: Identifying Unique Descriptions

1. Identify any sentence that describes an object or detail not mentioned in the other passages or that only appears in one passage.
2. List these unique descriptions along with their respective passage.

- Step 4: Synthesizing and Refining the Output

1. For similar descriptions: Merge into a single sentence that captures the shared semantics.
 2. For contradictory descriptions: Present them as pairs, showing the conflicting information from different passages.
 3. For unique descriptions: List the unique details from each passage.
- Remember to directly output the final results of Step 4 without displaying other words.

Example:

###Input Descriptions:

Description 1: "A tall man in a black suit is standing under a large oak tree. The sun is setting, casting an orange glow over the landscape. The sky is clear with a few scattered clouds. A woman in a red dress is walking along a dirt path, and a dog runs playfully in the grass nearby."

Description 2: "A man wearing a dark suit stands beneath an old oak tree as the sun sets. The sky is filled with vibrant orange and pink hues. In the distance, a woman in a red dress strolls down a dirt path, and a brown dog plays in the grassy field next to her."

Description 3: "A man in a dark suit stands under a large tree at sunset. The sky is mostly cloudy with patches of color. A woman in a red dress walks along a path, and a dog is seen playing nearby."

###Output:

For Similar Descriptions:

- Group 1 Combined Description: "A man in a dark suit is standing under a large tree as the sun sets."
- Group 2 Combined Description: "A woman in a red dress is walking along a dirt path."
- Group 3 Combined Description: "A dog is playing in the grass."

For Contradictory Descriptions:

- ["The sky is clear with a few scattered clouds." (Description 1), "The sky is filled with vibrant orange and pink hues." (Description 2), "The sky is mostly cloudy with patches of color." (Description 3)]

For Unique Descriptions:

- "The sun is casting an orange glow over the landscape." (Description 1)

User message:

###Description 1: {description1}

###Description 2: {description2}

###Description 2: {description3}

Please directly output the final results of Step 4 without displaying the intermediate steps, strictly follow the example output and do not include any additional comments..

Figure 5. The system and user prompts used for semantic filtering query.

Query Template for Intra-patch Aggregation

System message

You are a language model tasked with generating a coherent, detailed, and hallucination-free description based on the visual content of three areas. You are provided with detailed descriptions of these areas along with a list of reliable details. Your goal is to combine the information from all descriptions and the reliable content list to generate a unified, precise description that accurately represents the merged content of the areas.

Information Provided:

1. **Area Descriptions**:

- Description 1: {description1}
- Description 2: {description2}
- Description 3: {description3}

2. **Reliable Content List**:

- A list of highly reliable and consistent details extracted from all three descriptions:
- {reliable_content_list}

Instructions:

- **Step 1**: Start by using the reliable content list as the foundation for the final description. Only use the details from this list as a trustworthy base, ensuring consistency throughout.
- **Step 2**: Cross-reference the three area descriptions and selectively incorporate relevant details to enhance the description. Ensure that only well-supported and confirmed information is added, and avoid introducing any uncertain or speculative content.
- **Step 3**: Generate the final, highly detailed description. Make sure that the description includes as much information as possible, but it must be entirely based on the provided descriptions and reliable content list. Do not add any details that are uncertain or cannot be verified by the provided information.
- **Step 4**: Ensure the final description is clear, coherent, free of contradictions or hallucinations, and avoids any speculative or unconfirmed information.

Directly output the final, polished description without any additional commentary.

Example Scenario:

Area Descriptions:

- **Description 1**: "The park is filled with lush greenery. There are children playing near the fountain at the center. A few adults are sitting on the benches nearby, chatting with each other. To the right, a group of people is gathered around a food cart, where a man is serving ice cream. The weather is sunny, and the sky is clear."
- **Description 2**: "In the park, several children are running around near the large fountain, which is surrounded by a stone pathway. On the left side, there are a few benches, and adults are sitting and talking. Near the pathway, there is an ice cream cart with a small line of people waiting to buy snacks."
- **Description 3**: "The park is full of life, with children playing near the fountain in the middle. The fountain is large and has water spraying from its top. Some adults are sitting on benches near the trees, while others are walking around the fountain. A food cart stands near the path, and the sky is bright blue."

Reliable Content List:

['The park has a fountain in the center, surrounded by children playing.', 'There are benches with adults sitting and chatting.', 'There is a food cart near the fountain, serving snacks.', 'The weather is sunny, with clear skies.']

Example output:

"The park is alive with activity, featuring a large fountain at its center, where children are seen running and playing joyfully. Surrounding the fountain, a stone pathway leads to several benches, where adults sit and chat in the shade. To the right of the fountain, a food cart serves snacks to a small line of people. The bright blue sky and sunny weather complete the vibrant and cheerful atmosphere of the park."

User message:

Your Task:

Generate a caption that accurately reflects the most reliable information from the provided information, ensuring that no contradictory information is included. Do not include any explanations or thought processes, directly output the final caption without any prefixes.

Input:

Area Descriptions:

- Description 1: {description1}
- Description 2: {description2}
- Description 3: {description3}

Reliable Content List:

- {supplement}

Figure 6. The system and user prompts used for intra-patch aggregation query.

Query Template for Inter-patch Aggregation (if semantic patch's IoU > threshold)
<p>System message</p> <p>### Input ###</p> <ul style="list-style-type: none"> You will receive a global description that provides an overall view of the image. Additionally, you will be provided with a detailed region description, which focuses on a specific area within the image. <p>### Task Objective ###</p> <ul style="list-style-type: none"> Modify and enhance the global description by integrating accurate details from the region description. Do not introduce any elements or details that are not present in the given region description or the original global description. The output should be an enriched global description with relevant details seamlessly integrated from the region description. <p>### Input INFORMATION EXPLANATION ###</p> <ol style="list-style-type: none"> Global Description: This is the initial, broader description of the image, covering the main elements and objects but potentially lacking specific details. Region Description: It offers detailed information about a specific section of the image, often containing more precise or additional details about objects and actions. <p>### Guidelines ###</p> <ul style="list-style-type: none"> Integrate specific details from the region description into the global description where relevant. Ensure the updated global description remains coherent, natural, and more detailed than the original. Do not add any new elements or make assumptions beyond the given descriptions. <p>### Example ###</p> <p>Global Description: A busy marketplace with various stalls can be seen, with people walking around and shopping. There are different goods on display, such as fruits, vegetables, and clothes. In the background, the sky is partly cloudy, and a few birds are flying.</p> <p>Region Description: A fruit stand in the center of the market is displaying piles of bright oranges, green apples, and ripe bananas. A vendor wearing a green apron is helping a customer select some oranges. The customer is holding a wicker basket.</p> <p>Your Modified Global Description: A busy marketplace with various stalls can be seen, with people walking around and shopping. There are different goods on display, such as fruits, vegetables, and clothes. In the center of the market, a fruit stand showcases bright oranges, green apples, and ripe bananas, while a vendor wearing a green apron assists a customer in selecting some oranges. The customer holds a wicker basket. In the background, the sky is partly cloudy, and a few birds are flying.</p>
<p>User message:</p> <p>### Your Task:</p> <p>Please provide the modified description directly.</p> <p>Global Description: {description1}</p> <p>Region Description: {description2}</p>

Figure 7. The system and user prompts used for inter-patch aggregation (if semantic patch's IoU > threshold) query.

Query Template for Inter-patch Aggregation (if spatial patch's IoU > threshold)

System message

You are a language model tasked with generating a coherent and hallucination-free caption based on the visual content of two image regions. You are provided with detailed descriptions of these regions along with a list of reliable details extracted from the visual content. Your goal is to combine the information from both descriptions and the reliable content list to generate a unified caption that accurately represents the merged visual content of both regions.

Information Provided:

1. **Image Details**:

- Image Size: {width, height}

2. **Region 1**:

- Location: {region1_location}

- Description: {region1_description}

3. **Region 2**:

- Location: {region2_location}

- Description: {region2_description}

4. **Reliable Content List**:

- A list of highly reliable and consistent details extracted from both Region 1 and Region 2:

- {reliable_content_list}

Instructions:

- **Step 1**:

 Use the reliable content list to establish the foundation of the final caption, ensuring that only trustworthy information is included.

- **Step 2**:

 Cross-reference the descriptions of Region 1 and Region 2 to enhance the caption, ensuring that the final description is coherent and accurately merges the visual content of both regions.

- **Step 3**:

 Generate a final, hallucination-free caption that avoids any contradictions or conflicting information, while ensuring the description remains clear and cohesive.

Example Scenario:

Image Details:

- Image Size: [1024, 768]

Region 1:

- Location: [150, 250, 550, 650]

- Description: "A man in a green jacket is standing near a large tree, with a park bench nearby. He is holding a small book, and there are flowers around the base of the tree. The scene suggests a calm, outdoor setting."

Region 2:

- Location: [600, 250, 1000, 650]

- Description: "A man in a green jacket is sitting on a park bench next to a tree, holding a book. The bench is surrounded by flowers, and there is a small bird perched on the back of the bench. The atmosphere feels peaceful, and the weather appears clear."

Reliable Content List:

- ['A man in a green jacket is near a tree.', 'The man is holding a book.', 'There are flowers around the tree.', 'The man is near or sitting on a park bench.', 'A bird is perched on the back of the bench.', 'The atmosphere is peaceful and calm.']

Example Output:

"A man in a green jacket is holding a small book. Flowers surround the base of the tree, and a bird is perched on the back of the bench. The scene suggests a peaceful, calm outdoor environment, with the man seemingly enjoying a moment of quiet reflection."

User message:

Your Task:

Generate a caption that accurately reflects the most reliable information from the provided triples and image regions, ensuring that no contradictory information is included. Do not include any explanations or thought processes, directly output the final caption without any prefixes.

Input:

Image Size: {image_size}

Region 1:

- Location: {region1_location}

- Description: {region1_description}

Region 2:

- Location: {region2_location}

- Description: {region2_description}

Reliable Content List:

- {supplement}

Figure 8. The system and user prompts used for inter-patch aggregation (if spatial patch's IoU > threshold) query.

Query Template for Inter-patch Aggregation (combine all patches description into a global caption)

System message

###Input###

- You will receive a global caption that provides an initial description of an image, capturing the main elements and semantics. Note that the global caption may contain errors, including hallucinated objects or vague descriptions.
- Along with the global caption, you will also receive region-specific captions, which focus on particular parts of the image and are more reliable due to a hallucination filter. Each region caption is accompanied by location coordinates that define a rectangle within the image using a normalized coordinate system (x and y range from 0 to 1).

###Task Objective###

- Your goal is to modify and enhance the global caption by integrating accurate details from the region captions and their location.
- The global caption should be enriched with specific, accurate details from the regions and corrected where necessary.
- Focus on using the region captions to correct any inaccuracies or hallucinations in the global caption.
- The updated global caption must contain more detail than the original global caption by including relevant information from the region captions.
- You only give the updated global caption as output, without any additional information.
- Do NOT give any explanation or notes on how you generate this caption.

###Input INFORMATION EXPLANATION###

1. Global Description: It provides the initial global image description, which captures the primary semantic information of the image. However, some of the described objects are hallucinated, and certain details are either missing or insufficiently described, requiring additional information for correction and enhancement.
2. Region Description: It provides descriptions of different regions, focusing on specific parts of the image. These include more detailed object features and finer details. Additionally, this section has undergone hallucination filtering, making the descriptions more reliable compared to the global description.
3. Region Location: It uses a normalized coordinate system where both x (horizontal) and y (vertical) axes range from 0 to 1. The x-coordinate starts at 0 on the image's left edge and increases to 1 towards the right edge. Similarly, the y-coordinate starts at 0 at the top edge and increases to 1 towards the bottom. This system uses four coordinates to define the corners of a rectangle within the image: [x1, y1, x2, y2], representing the top-left and bottom-right corners of the rectangle, respectively.

###Guidelines###

- Through the extra information of different regions, some objects may represent the same thing. When adding objects to the original description, it is important to avoid duplication.
- Combine Information: Extract and integrate key details from both the global and local (region) captions, giving priority to the region captions for more specific or accurate details.
- Modify and Enhance: Add relevant details from the region captions to enrich the global description. Correct any hallucinations or inaccuracies in the global caption using the region captions.
- Consider Location: Ensure that spatial information from the region captions is incorporated to provide a more coherent and accurate description of the image.
- Filter Noise: Remove any conflicting or irrelevant information from the global caption, especially if it contradicts verified details in the region captions.
- Enhance Detail: Ensure that the final global caption contains more detailed and refined visual information than the original, using the region captions to add specificity.

###In-Context Examples###

[Chain of thought is placed within a pair of "@@@" (remember only in the Examples will you be provided with a chain of thoughts to help you understand; in the actual task, these will not be given to you.)]

###Example:###

Global Description:

Three friends are sitting on a bench in the park, chatting and laughing. The sun is shining brightly, and people are scattered around the park, enjoying the weather. A man is jogging along the path, and there's a pond with ducks swimming nearby.

Region 1:

- Location: [0.10, 0.25, 0.40, 0.60]

- Description: Two women are sitting on a bench under a tree. One is wearing a blue T-shirt and shorts, while the other is dressed in a white sundress. They are chatting and laughing, with one of the women holding a cup of coffee. There's a picnic blanket on the ground near the bench with some snacks on it.

Region 2:

- Location: [0.50, 0.10, 0.80, 0.50]

- Description: A man in a green T-shirt and jeans is standing next to the bench, holding a water bottle in one hand while looking at the two women. He seems to be engaged in their conversation, smiling and occasionally glancing at his phone.

Figure 9. The system prompts used for inter-patch aggregation (combine all patches description into a global caption) query (first half).

Query Template for Iner-patch Aggregation (combine all patches description into a global caption)
<p>System message (continued)</p> <p>Region 3:</p> <ul style="list-style-type: none"> - Location: [0.60, 0.70, 0.80, 0.90] - Description: A man is jogging along a path, wearing headphones and a blue tank top. He is passing by a group of trees and a flower bed filled with brightly colored flowers. <p>Region 4:</p> <ul style="list-style-type: none"> - Location: [0.10, 0.60, 0.30, 0.90] - Description: A small pond with ducks swimming near the shore. A child is throwing breadcrumbs into the water, and the ducks are gathering around. A couple is sitting on a bench nearby, watching the scene. <p>Chain of Thought:</p> <ol style="list-style-type: none"> 1. The global description mentions "three friends," but the region descriptions confirm there are only two women sitting on the bench and one man standing nearby. This discrepancy should be corrected. 2. The global description correctly refers to a man jogging and a pond with ducks, which are supported by Region 3 and Region 4. These details should remain but be expanded with more specific information from the region descriptions. 3. Additional details in Region 1, such as the picnic blanket and coffee cup, should be included to enrich the description. 4. The spatial arrangement of the park (e.g., the bench under a tree, jogging path, and pond) should be better represented in the global description, incorporating all region-specific details. <p>Modified Description:</p> <p>In a sunny park, two friends are sitting on a bench under a tree, chatting and laughing. One woman is wearing a blue T-shirt and shorts, while the other is dressed in a white sundress, holding a cup of coffee. A picnic blanket is spread on the ground next to the bench, with snacks scattered across it. Standing next to the bench is a man in a green T-shirt and jeans, holding a water bottle in one hand while engaging in their conversation, occasionally glancing at his phone and smiling. Further along the path, a man in a blue tank top and headphones is jogging, passing by a group of trees and a flower bed filled with vibrant flowers. Near the edge of the park, a small pond is home to several ducks swimming near the shore. A child is throwing breadcrumbs into the water, attracting the ducks, while a couple sits on a bench nearby, watching the scene with a sense of calm. The sun continues to shine brightly, casting a warm light over the park as people enjoy the beautiful weather.</p>
<p>User message:</p> <p>###TASK###</p> <p>Please provide the modified description directly.</p> <p>Global Description:</p> <p>{global_description}</p> <p>Region1</p> <ul style="list-style-type: none"> - Location: {region1_location} - Description: {region1_description} <p>Region2</p> <ul style="list-style-type: none"> - Location: {region2_location} - Description: {region2_description} <p>Region3</p> <ul style="list-style-type: none"> - Location: {region3_location} - Description: {region3_description} <p>Region4</p> <ul style="list-style-type: none"> - Location: {region4_location} - Description: {region4_description}

Figure 10. The system and user prompts used for inter-patch aggregation (combine all patches description into a global caption) query (second half).



GLM-4V-Plus: The image showcases a German Shepherd dog in mid-air, leaping to catch a white frisbee. The dog is wearing a pink collar and is captured at the peak of its jump, with all four legs off the ground. The background features a grassy area with a few people sitting on chairs, and there are tents set up in the distance, suggesting an outdoor event or gathering.

GLM-4V-Plus+Ours: A German Shepherd dog is leaping to catch a white frisbee in mid-air, its pink collar visible as it soars through the air with all four paws lifted off the ground. The scene is set in an outdoor area with several people seated on chairs, possibly observing the dog's performance or waiting for their turn to play. Several tents, including a large white tent, a smaller blue tent and a green tent, are visible in the background. The dog's mouth is wide open, displaying its teeth, and it is holding the frisbee firmly between its teeth, showcasing its agility and focus. The background features several tents, suggesting an outdoor setting, with greenery adding a touch of nature to the scene. The image captures a moment of action and playfulness, showcasing the dog's agility and enthusiasm for the game, likely in a park or a field where people and their pets gather to enjoy recreational activities.



GPT-4o: The image shows a train station with a train on the tracks. The station building is made of red brick and has a sign that reads "Fulnek." There are a few people near the building, including someone with a stroller. The scene is set in a calm, sunny environment.


GPT-4o+Ours: The train station with a red and cream-colored train is situated in a calm, sunny environment surrounded by greenery. The train, stationary on the tracks, offers a clear view of its front, including windows and lights. The station building, made of red brick, bears a sign that reads "Fulnek." A few people are nearby, including someone with a stroller, a person in red sitting, and another individual standing near the entrance of the station building. The scene is set against a clear blue sky with a few clouds, and trees are visible on both sides of the image. The station building features a brick exterior with white accents around the windows and a sloped roof with a window beneath the gable. The surrounding area is peaceful with no apparent activity happening around the train.

Figure 11. Visualization of the original description and the modified description. Shared information and newly added details are highlighted in different colors for clarity.



GLM-4V-Plus: The image showcases a peaceful rural scene with a group of cows grazing in a lush green field. The cows are scattered across the field, with some standing closer to the foreground and others further in the background. The field is surrounded by a wooden fence, providing a boundary for the grazing area. In the background, there are houses with red roofs, indicating a residential area close to the field. The sky is overcast, suggesting a cloudy day. The overall atmosphere of the image is serene and tranquil, capturing the essence of rural life.

GLM-4V-Plus+Ours: A peaceful rural scene with a group of cows grazing in a lush green field, surrounded by a wooden fence that encloses the grazing area. The field, with its vibrant and well-maintained grass, indicates a healthy pasture. The field is surrounded by a residential area with several houses, each with a red roof and white walls, one featuring a balcony on the second floor, creating a sense of tranquility. Three black and white cows are scattered across the field, with one on the left side, another in the center, and the third on the right side, all appearing to be in a relaxed state, enjoying their time in the open field. The trees with green leaves, located in the residential area, have vibrant and healthy leaves, indicating thriving trees, and their branches create a natural archway above. The sky is overcast, suggesting a cloudy day, contributing to the serene and tranquil atmosphere that captures the essence of rural life.



LLaVA-1.5: The image features a statue of a man sitting on a pedestal in a park. The statue is located near a tree, and there is a bench nearby for visitors to sit and enjoy the surroundings. The park is situated in front of a large building, possibly a mosque, which can be seen in the background. There are several people in the park, some of them standing and others sitting on the bench. A few individuals are also carrying handbags, indicating that they might be visitors or park-goers. The overall atmosphere of the scene is peaceful and inviting.

LLaVA-1.5+Ours: The image features a majestic mosque with a multi-domed structure, set against a clear blue sky. The mosque is adorned with four towers and a domes, giving it a sense of grandeur and majesty. The tall and majestic minarets stand in front of the mosque, creating a picturesque scene. The overall atmosphere is serene, with the combination of the mosque's grandeur and the serene sky creating a captivating atmosphere for viewers. The mosque is located in a city, surrounded by greenery, adding a touch of nature to the scene. In front of the mosque, a statue of a man sits on a pedestal, surrounded by trees in a peaceful and serene atmosphere, with a blue sky above. The park is situated in front of a large stone wall with a predominantly light color and a slightly greyish tone, giving it a rustic and historical appearance. Several people are in the park, some standing and others sitting on benches, enjoying the surroundings. A few individuals are also carrying handbags, indicating that they might be visitors or park-goers. The overall atmosphere of the scene is peaceful and inviting, with a social gathering or event taking place outdoors, as people are scattered throughout the park, enjoying their time.

Figure 12. Visualization of the original description and the modified description. Shared information and newly added details are highlighted in different colors for clarity.