
A MULTIMEDIA ANALYTICS MODEL FOR THE FOUNDATION MODEL ERA

A PREPRINT

✉ **Marcel Worring**^{*1}, ✉ **Jan Zahálka**^{†2}, ✉ **Stef van den Elzen**^{‡3},
✉ **Maximilian T. Fischer**^{§4}, and ✉ **Daniel A. Keim**^{¶5}

¹University of Amsterdam

²Czech Technical University in Prague

³Eindhoven University of Technology

^{4,5}University of Konstanz

April 11, 2025

ABSTRACT

The rapid advances in Foundation Models and agentic Artificial Intelligence are transforming multimedia analytics by enabling richer, more sophisticated interactions between humans and analytical systems. Existing conceptual models for visual and multimedia analytics, however, do not adequately capture the complexity introduced by these powerful AI paradigms. To bridge this gap, we propose a comprehensive multimedia analytics model specifically designed for the foundation model era. Building upon established frameworks from visual analytics, multimedia analytics, knowledge generation, analytic task definition, mixed-initiative guidance, and human-in-the-loop reinforcement learning, our model emphasizes integrated human-AI teaming based on visual analytics agents from both technical and conceptual perspectives. Central to the model is a seamless, yet explicitly separable, interaction channel between expert users and semi-autonomous analytical processes, ensuring continuous alignment between user intent and AI behavior. The model addresses practical challenges in sensitive domains such as intelligence analysis, investigative journalism, and other fields handling complex, high-stakes data. We illustrate through detailed case studies how our model facilitates deeper understanding and targeted improvement of multimedia analytics solutions. By explicitly capturing how expert users can optimally interact with and guide AI-powered multimedia analytics systems, our conceptual framework sets a clear direction for system design, comparison, and future research.

1 Introduction

Large multimedia collections serving as primary source of information have revolutionized the work practices of professionals in fields such as law enforcement [19], journalism [22], marketing [64], medical imaging [3], and climate research [45]. Extracting relevant information and getting insight into such collections is a major challenge. Solutions to support professionals must not only consider how to reveal the implicit information present in the multimedia dataset but also how to optimally align analysis tools with the analytic process of the domain expert. There are countless ways to develop solutions for accessing multimedia collections, so we need models to structure, compare, and improve current and new solutions.

Deep learning brought a huge boost to the quality of multimedia data analysis [46]. With huge amounts of data, compute power, and clever optimization algorithms coming together, the error rates in speech analysis, computer

*m.worring@uva.nl

†jan.zahalka@cvut.cz

‡s.j.v.d.elzen@tue.nl

§max.fischer@uni-konstanz.de

¶keim@uni-konstanz.de

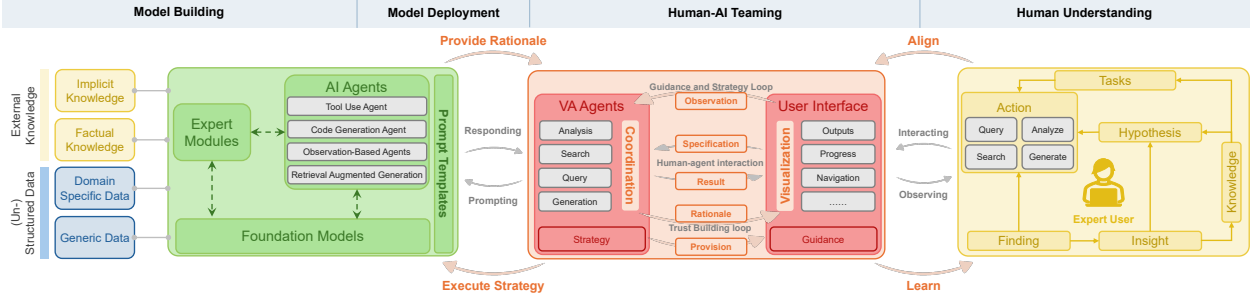


Figure 1: Overview of our proposed multimedia analytics model. It extends upon and connects several existing models from visual analytics and multimedia analytics in a coherent, modern framework. Its focus lies in connecting emerging AI models with human understanding through a human-AI teaming component based on visual analytics agents and specialized visualizations, which, based on its internal strategy, deploys the AI model and the rationale it provides to assist users to learn and align with the system. The core concept of the human-AI teaming is further schematized in detail in Figure 2.

vision, and natural language processing have dropped to levels that can outperform humans for some tasks [33]. More recently, with transformers unifying the analysis of different modalities [78], this also holds true for tasks requiring multiple modalities [62]. These developments have led to Foundation Models (FMs) as an excellent base for multimedia data analysis. The term foundation models is often conflated with Large Language Models (LLMs), but LLMs are only a subset of a broader model family that extends beyond language. With hundreds of billions of parameters and associated costs, FM training is dominated by major tech companies. Consequently, a lot of research is now using, finetuning, and enhancing them, rather than developing them from scratch. Building on top of FMs, AI Agents provide specific capabilities, useful for specific settings [68], where Retrieval Augmented Generation (RAG) [48] adds domain-dependent layers. One aspect these models have in common is that the communication between users and the system occurs via prompts in a text-based dialogue [68]. So in that sense, we seem to have not progressed from the famous Eliza system of 1966 [80], except that we can add images or videos to the query. We argue that there are better ways to bring users and the system together than text prompts alone.

Models bringing together users and systems have been studied in the visual analytics community for decades [41]. Sacha et al. combined the basic visual analytics model with models for information gathering, data mining, visualization, interaction, and cognitive processes into a new integrated model [66]. This extended model leaves open the ways in which the system provides guidance to users and vice versa. A thorough analysis of literature on existing systems, as well as different guidance tasks, has given rise to the guided visual analytics model [60]. None of the visual analytics models has been designed with the specifics of multimedia as a starting point. Multimedia analytics is defined as the combination of multimedia analysis and visual analytics [13]. It shares many characteristics with visual analytics, but multimedia also has several specific characteristics that require adaptations of the models. The units of information in multimedia analytics are typically images, frames or shots in a video, audio fragments, and paragraphs of text. When observed by a human they trigger all kinds of associations. In a deep learning system, every item corresponds to an embedding in a high-dimensional space capturing the sensory information and its semantic interpretation. Statistics directly on the items themselves have limited meaning, so all statistics are on the metadata or a combination of high-dimensional vectors. As a consequence, summaries of a collection are often not in the form of values, but require the use of representative elements. Zahálka and Worring extended the basic visual analytics model to multimedia analytics [90], but due to the fundamental changes brought by AI a new model for multimedia analytics is needed to reflect the new developments.

The evaluation of multimedia analytics solutions is a major challenge. For multimedia analysis, the AI community has focused almost exclusively on benchmark tasks and data where the answers are fixed and hence we can easily measure the discrepancy between the obtained and desired answer. Over time the tasks have been evolving and many of them are now highly complex. Visual analytics, on the other hand, puts emphasis on the users, their tasks, and the insights they gain [58]. For multimedia analytics, analytic quality has been proposed as a bridge between those two approaches [88], unifying several tasks by making them all instantiations of categorization. From there, using ground truth labels, they create simulated users for evaluation and optimization of different analytic strategies. Developing a good multimedia analytics model can provide a basis for better evaluation.

AI and deep learning have not only changed multimedia analysis. Generative AI has created the means to create fluent paragraphs of text as an answer [59], realistic sounds, images and video, and functioning software code. It can also create data charts based on a given dataset. Foundation models have also emerging reasoning capabilities. By separating the data analysis from the reasoning component and by employing reinforcement learning, such reasoning capabilities

can also be obtained in much smaller models [29]. But this comes at a reduction in helpfulness and harmlessness [93]. And, even large models like GPT4 [59] have difficulty with analogical reasoning tasks that are simple for humans [47]. As already emphasized from the AI side [56] and from the visual analytics side [65], human-machine collaboration is believed to be the best way forward. To that end, reinforcement learning has also become a useful ingredient in human-in-the-loop machine learning systems [63]. By properly defining a multimedia analytics model, we can better understand how new AI developments can be integrated into multimedia analytics solutions.

In this paper, we develop a comprehensive multimedia analytics model which is presented in Figure 1. The paper is structured as follows: In section 2, we consider related work in particular different models that already have been proposed to structure the field. We then consider typical multimedia analytics tasks an expert user performs in section 3. In section 4, we look at the role of foundation AI models and how AI agents provide advanced functionalities. We then come to the human-AI teaming component of the model in section 5 and how to evaluate this (section 6). In section 7, we consider existing systems as case studies and describe them in terms of our newly developed model. Finally, in section 8, we discuss the limitations of the model and ethical considerations that are specific for multimedia analytics. In this work, we make the following contributions:

- Building on several established models, we develop a new **multimedia analytics model** to be used in modern system design in which foundation models have a leading role.
- We consider how the model can be used to facilitate future **evaluation** and **optimization** of multimedia analytics solutions.
- We describe existing systems as **use cases** to illustrate how the model facilitates the understanding, comparison, and improvement of multimedia analytics solutions.

2 Related Work

To provide a foundation for our model, this section reviews the most important contributions to visual analytics, extending it with work on interactive machine learning and expansions to multimedia analytics models and evaluation methodologies.

2.1 Visual Analytics Models

The foundations of visual analytics can be traced back to their roots in information visualization. The categorization framework by Shneiderman et al. [69], evaluating visualization techniques according to data types and tasks proofed the starting ground for an analysis based on visual methodologies. The well-known InfoVIS pipeline by Card et al. [8] extended these ideas with a focus on the technical data processing and visualization steps, while the theoretical side of visualization was then explored by van Wijk et al. [76], considering cognitive factors together with computational ones. This sensemaking process was also formalized simultaneously by Pirolli and Card [61], thereby identifying leverage points where interactive visualization may enhance analytical workflows.

The seminal work by Keim et al. [41] then introduced a structured definition of visual analytics. This work was later followed up by framing visual analytics as an approach to problem-solving in the information age through human-AI teaming as a human-in-the-loop process [42]. Green et al. [27, 28] introduced cognition-based models, integrating cognitive science principles into the design of visual analytics systems, which was then followed by the Knowledge Generation Model (KGM) by Sacha et al. [66]. Viewing visual analytics as an interactive model building step was also echoed by Andrienko et al. [2]. Missing formalization on guidance led to an extension to guided visual analytics [60]. It is noteworthy that all these works originate before the rise of the transformer architecture (or do not consider it), which introduces difficulties in describing modern foundation model-based system designs through the classical loop models due to their tighter integration and agentic potentials.

2.2 Multimedia Analytics Models

Understanding and reasoning about multimedia data revolve around seamless *semantic navigation* of multimedia collections [90]. Humans by nature excel in extracting complex semantics from multimedia data; machines must be capable of the same to truly support the human analyst. Recent advances in ML and associated disciplines, such as computer vision and natural language processing have largely addressed this requirement. But there is a catch: an ML model does not think like a human does. Typically, ML models are rigorously trained for a rigidly-specified task and subsequently “frozen”—they do not continually adapt to new information. A human building insight, on the other hand, performs highly flexible *analytic categorization* in its mind where categories are added, removed, or updated/redefined

whenever the human sees fit [90]. Leveraging advanced semantic capabilities whilst truly supporting the human’s thinking is the main challenge of any multimedia analytics model.

One approach entails building *interactive multimodal learning (IML) models* that learn continually from the user’s interactions and therefore better match the flow of analytic categorization. State-of-the-art IML models are able to interactively learn on very large image and video collections whilst remaining fully responsive with sub-second latency [43, 87]. IML combined with state-of-the-art semantic descriptors have been leveraged for a number of multimedia analytics systems [5, 32, 81] and interactive retrieval systems [44, 54, 89]. Another approach focuses on *intuitive, seamless integration of ML* into the analytics process [65]. A review by Jiang et al. [39] provides a comprehensive overview of interactive machine learning, categorizing techniques based on learning paradigms and interaction mechanisms. In particular, in intelligence, visual analytics can enable the use of such models to add explainability, steerability, and provenance [20]. The need to integrate user cognition into AI-driven processes, emphasizing the iterative feedback loops and model adaption, was further highlighted by Mosqueira et al. [56] and also examined from a data-centered perspective [79].

Existing multimedia analytics models have established a solid understanding of user needs and cognitive processes, and have successfully aligned these insights with the then available AI/ML capabilities. However, the emergence of foundation models has brought a paradigm shift. To the best of our knowledge, there is no unified model that fully integrates AI into the interactive, iterative nature of multimedia analysis in the foundation models era. This gap highlights the need to bridge modern AI with the flexible reasoning processes of human analysts.

2.3 Evaluation Models

Evaluation of multimedia analytics systems is challenging due to the high complexity of multi-modal data, often real-time processing requirements, and the necessity for human-AI collaboration. Existing visualization evaluation models offer a strong starting point. Van Wijk’s value of visualization [76] provides a cost-benefit perspective on visualization evaluation by considering insight gain as a trade-off between cognitive effort and computational costs. This is applicable and relevant for multimedia analytics systems that typically have high processing demands (e.g., deep-learning based image recognition or real-time video summarization). Van Wijk’s model can help quantify whether the system’s insights justify the required computational and cognitive effort. As multimedia analytics typically focuses around flexible exploration rather than strict tasks (e.g., forensic analysis of large-scale image and video collections), North’s [58] insight-based evaluation model is more applicable than traditional usability metrics such as task time and error rates. Other models, such as Card et al.’s cognitive amplification model [8] and Chi’s data state reference model [12], focus on transforming raw data into visual representations. While these models can be used to evaluate each stage of a static multimedia processing pipeline, they are less suited for real-time and interactive multimedia analytics. For usability evaluation, Shneiderman’s principles [71] and Munzner’s nested model [57] help assess multimedia analytics interaction design but overlook long-term adoption (e.g., critical in longitudinal multimedia forensics). Long-term case studies [70] help to evaluate multimedia analytics solutions over time. Other recent alignment models, such as the human-centered machine learning model by Sacha et al. [65], explicitly integrate machine learning with human interaction, making them particularly suited for AI-driven multimedia analytics, but evaluation of these models is still an open challenge. Similar to the insight-based model [58], this model is more applicable to the exploratory and interactive nature of multimedia analytics. Finally, the AQ model by Zahálka et al. [88] combines user insight gain and acquisition time, both critical aspects of multimedia analytics.

Overall, while traditional visualization and evaluation models provide a strong foundation for evaluating multimedia analytics, the unique challenges of multi-modal, high-dimensional, and unstructured complex multimedia data require an adapted methodology.

3 Tasks in Multimedia Analytics

When users analyze multimedia data, they often have high-level tasks they aim to accomplish. The tasks require a sequence of *actions* that support analytic reasoning and insight generation, and much of the latter occurs as part of human cognition, which has been conceptualized in the Knowledge Generation Model [66] (see subsection 3.3) and the nested model by Munzner [57].

3.1 Traditional Model Challenges in Multimedia Analytics

Traditionally, user actions have been shaped by technical system design, often structured around classical data science tasks such as filtering, searching, or clustering. As such, the actions have operated on different (data) *targets*, like in the nested model [57], which guides data visualization along the what?, why?, and how? questions. To fit it to multimedia

analytics, it requires refinements, in particular to its data (what?) and target definitions (part of why?) as well as the process (how?), mapping it to the broader exploration-search axis [90] that characterizes multimedia analytics.

Both the initial datatype definitions in the original definition and the latter distinctions for targets fall short of the complexities encountered in multimedia data. For example, text data or image/video and audio data do not fit well to this narrow definition. Also, ambiguities and uncertainties are difficult to model within this framework. In addition, the transition of foundation models into conceptual models [4] and the idea of embedding similar concepts regardless of their data type is not reflected at all. To extend it to multimedia, we need to consider the following aspects.

3.2 Multimedia Analytics Action Definition

The why? part of the nested model distinguishes actions into three main categories: *Analyze*, *Search*, and *Query*. Fundamental to foundation models and multimedia is the creation of multimedia content, and therefore we also have to consider *Generative* aspects. In the following, we systematically discuss each category, augmented with multimedia-specific examples, and conceptualize the implications introduced by recent AI advancements and how they align with our model.

Analyze — Analyze involves both exploratory and structured consumption of multimedia data, covering tasks that range from open-ended pattern recognition to structured reporting. As such, it maps dynamically across the search-explore axis, where initial exploration (browsing and structuring) often transitions into targeted insights (ranking and summarization). The nested model distinguishes actions that *consume* and those that primarily *produce*. For *Consuming*, we can distinguish *Discover*, *Present*, and *Enjoy*.

Analysts *discover* patterns or insights in multimedia collections. The introduction of FMs significantly enhances this by facilitating hypothesis generation and validation through (additional) multi-modal prompting and interactive dialogues. Analysts can seamlessly transition between visual exploration [84, 21] and text-based conversation with agents, thus narrowing the pragmatic gap inherent in traditional multimedia analytics [90], while prompting and visualization can co-exist and opportunities exist to mutually integrate them. Visualization to prompt integration can be realized through shared embedding spaces and structured prompt inclusions, while FM output can also use function calling or structured output to control the visualization. The *presenting* involves organizing discovered insights into coherent narratives. FMs enable unprecedented flexible, personalized, and context-aware presentation styles like dynamically adapted presentations, from model-defined output shapes to iterative user-defined refinements, where agents can also support users in understanding prompt effects [18]. This enables the fulfillment of desired, task-specific demands for presentation, for example through verbal and non-verbal techniques and glyph-generation [82]. In domain-specific settings, presentations can integrate multimedia emotion analysis from face, text, and audio modalities [91]. In particular, for non-expert users, the user experience, i.e. *enjoying*, remains critical. Natural language interactions with FMs can mitigate frustrations arising from rigid interaction designs, offering analysts a more expressive communication channel that bridges previously identified design gaps [77], while also including gamification elements and providing positive feedback.

For *Producing* actions, we can similarly differentiate between three categories: Analysts regularly enrich multimedia data by *annotating*. With FMs, annotation can be semi-automated, significantly reducing manual effort by analysts. To *record* the analytical processes and insights is vital for transparency and reproducibility. FM-based conversational interfaces support intuitive narrative construction. Analysts also often *derive* new information or abstractions by transforming multimedia data. FMs can propose derived abstractions quickly. It remains difficult though, to generalize, and reuse derived concepts.

Search — A structured exploration is very common in intelligence, where the investigator is tasked to find answers to the who, what, how, where, why, and when questions [74]. The nested model defines search tasks along dimensions of location and target certainty, subdividing them into *lookup* (location known, target known), *browse* (location known, target unknown), *locate* (location unknown, target known), and *explore* (location unknown, target unknown). However, with Foundation Models, the boundaries between these subtypes become increasingly blurred, as FMs directly answer queries based on the available information without explicitly differentiating these subtypes, effectively accelerating transitions along the search-explore axis. Within multimedia search, two distinct forms are well-established: known-item search, where users seek specific items known to exist, and ad-hoc search, where queries are abstract and multiple items may qualify [1, 23, 54]. Unstructured exploration is less well defined but can still be made more efficient, e.g. by clustering the data to provide candidates for user-defined categories [24] or multimedia pivot tables [81] to summarize the data along different dimensions. At its extreme, unstructured exploration involves navigating multimedia collections purely by content or metadata similarity [14].

Nevertheless, a clear conceptual decomposition remains beneficial, enabling structured interaction between AI-generated insights and visualizations, ensuring precise and efficient retrieval, regardless of the concept [1, 23, 54]. At the same

time, with foundation models, the nested model integrates the exploration-search axis proposed by Zahálka and Worring [90], even though their work views exploration and search as semantically opposed to each other.

Query — FMs significantly enhance query tasks by enabling analysts to directly perform higher-level analytical queries without explicit identification steps. The traditional concepts *compare*, *summarize*, or *decide* become less relevant. Visual Query Answering (VQA) explicitly supports multimedia analytic queries by enabling direct question-answering based on multimedia content [36]. Nevertheless, it remains to be seen whether deciding without careful reasoning beforehand is wise—the quality of the final outcome is proportional to the time spent reasoning. Also, due to the models being instructed to be always-helpful assistants, FMs will tend to present *every* comparison/summary they produce as complete and correct. Therefore, proper setup on the AI agent side (e.g., RAG) is essential. A new aspect, previously not directly possible is to let the agent *decide* outright, i.e., complete a suitable (sub-)task independently, which can carry substantial risks.

Generate — Foundation Models introduce a new fundamental multimedia analytics action (*generate*), explicitly addressing the creation of new multimedia content (images, videos, audio, text, or visualizations). Unlike retrieval-based queries, generative tasks can leverage descriptive prompts to synthesize new, tailored multimedia items directly.

3.3 Knowledge Generation Model

The transition to foundation models and the advent of agentic AI processes have blurred the sequential and technical task operation, as users are able to dispatch multiple analytic actions concurrently to different AI agents operating autonomously in the background on conceptual tasks and complementing or competing with one another. As a result, user attention and effort at any given moment may be distributed across *multiple simultaneous* analytic activities, each progressing towards different targets through *action parallelism* [90], which can also overstrain cognitive loads and thereby also affect the traditional reasoning cycles and iterative feedback loops, e.g. in the KGM [66]. For properly discussing the potential and alignment of agentic human-AI teaming, an adaption and extension are necessary. These refinements affect in particular the differentiation into a *human strategy* and a *machine strategy* while moving away from the classical action, finding, insights, hypothesis, and knowledge generation in their puristic form as isolated exploration and verification loops.

The most significant change is a more detailed conceptualization of the action term: While actions are typically lower level, users based on their knowledge also have more high-level tasks, which can lead to a series of actions to fulfill them. Additionally, we use the high-level task definitions from the nested model [57] to distinguish between Query, Analyze, and Search tasks, while further including Generative tasks which are common in multimedia analytics. By separating the expert users’ mental and conceptual side, focusing on the *Human Understanding*, from the interface considerations at the *Human-AI-Teaming* level, we can better reflect the learning and alignment through observing and interacting with the system. This leads to a less intertwined approach than the KGM. Such an approach enables us to specify the technically needed UI interactions separately from the human interaction *with them*. This is more aligned with actual implementations where the technical and human sides can also be clearly separated. Additionally, this also enables us to distinguish and integrate AI models, which would have been difficult with previous models.

4 Foundation Model-based AI

Foundation models have revolutionized AI and provide a solid base for the current developments. In the following, we consider foundation models and AI components build on top of them.

4.1 Foundation Models

We follow the definition given in [6]: “A foundation model is any model that is trained on broad data (generally using self-supervision at scale) that can be adapted (e.g., *fine-tuned*) to a wide range of downstream tasks” and consider the set of capabilities they consider as fundamental and discuss them in the multimedia analytics context.

Early deep learning based methods were based on large annotated datasets, where foundation models were trained using self-supervision. Because foundation models (at least for the most part) do not rely on manually annotated data, their training data is web-scale, and thus models can have orders of magnitude more trainable parameters. This brought surprising jumps in the accuracy of generic *language* related tasks, such as Natural Language Processing (NLP), automatic speech recognition, and text-to-speech, as well as *vision* tasks, such as semantic understanding, image classification, and object recognition. Using contrastive learning, foundation models also yield high-level representations that bring language and image content together in one latent space [62].

The generative capabilities of foundation models with their ability to create text, data visualizations, images / videos, and software code, and being trained on data coming from many different contexts, allow for good *adaptation* to dynamically changing conditions under which they work. With the increasing length of prompts to query the model, it can do *in-context learning* where the context is provided as part of the prompt.

Algorithms in AI have shown remarkable *reasoning* performance in problems where the number of steps to the final goal might be large, but the set of choices at every individual step is limited. With deep learning, notoriously difficult tasks, such as playing Chess and Go or predicting protein structure, have been addressed with a performance that is higher than what humans can achieve. In unstructured domains, human intuition, creativity, and analytic capabilities still outperform AI solutions. With foundation models being trained on vast archives and for a wide variety of tasks, the gap is getting smaller and there are many opportunities for AI reasoning to support the interacting user. Although AI systems can reason with the data, it remains an open question whether foundation models are really *understanding* the data they are trained on, or that they are merely learning patterns in the data. To be trusted, there is a clear need for foundation models to be explainable and show true understanding, requiring to go beyond reasoning.

Although the way of communication with the foundation model is still in a style similar to Eliza, the individual interactions have a massively increased information bandwidth. Queries posed in the form of a prompt can be long and rich in content, and due to the generative component of foundation models, the answers are also comprehensive and can contain other media in addition to text. This richness also changes what users expect from the results. They expect each interaction to be informative and to the point. Furthermore, the foundation model is expected to understand the users' intentions even from very laconic prompts. On the other hand, there is less pressure to receive the response within ~ 1 second; the users are willing to wait $\sim 5 - 10$ seconds for a good quality answer.

4.2 Expert Modules

There are several things that foundation models cannot easily learn from examples alone. There are at least two main reasons why this is the case [40]: i) Lack of access to current information. ii) Lack of specific types of reasoning. To address these limitations, Karpas et.al. [40] propose a system where the prompt is parsed and where the foundation model asks for a specific *expert module* (sometimes these are called agents, but we prefer this term to distinguish it from the AI agents we consider next) to provide the proper answer. The expert modules can range from very simple, e.g. a calculator performing basic operations, to advanced systems using a domain-specific knowledge graph.

4.3 AI Agents

The foundation model can be the core model, but it can also be a component within an *AI Agent* capable of autonomously performing a specific task for users [30, 83]. In this setting, the task is still expressed as a prompt, but the agent can perform the task and has explicit reasoning and planning abilities, a clear chain-of-thought, and the agent can decompose a given problem into subproblems. Some of these subproblems can then be addressed by the foundation model, others by expert modules. Many agents can also learn from feedback. There are many different agents [9] and there are many ways to structure the set of possible agents. We follow the distinctions made by Schulhoff et al. [68] as they map directly to the prompt templates in subsection 4.5.

Tool Use Agents — Many problems can be decomposed into several subproblems, each of which can be addressed by either a foundation model, or one of several expert modules [40]. By decomposing the problem and aggregating the outputs, highly advanced functionality can be provided. The use of external modules can even go as far as mimicking an interacting user operating a user interface or website [67]. An interesting example of a tool that uses an agent, which is relevant to gain user trust, is a verifier agent that deploys external sources to verify or amend the answers of the foundation model [26].

Code Generation Agents — Rather than giving an answer to a query, foundation models can now also be instructed to provide a piece of software code to provide the answer or perform a specific task. This can be the target users are pursuing, but more interesting for the multimedia analytics model is that it can also provide code to create visualizations which can then be tailored in the human-AI teaming component and easily be deployed on new incoming data.

Observation-Based Agents — Agents can also be directly observing the world using sensors, or monitoring a website or process, and take actions based on that. The observations then become part of the prompt and the agent can be instructed to only generate output when specific conditions are met.

Retrieval Augmented Generation — In foundation models, knowledge is only implicitly encoded in the trained parameters of the model. It is hard for the model to incorporate domain specific knowledge and recent events. Retrieval Augmented Generation models (RAGs), in a continuous manner, incorporate knowledge from external databases to improve the accuracy and credibility of the generated answers [48]. RAGs have progressed through three stages [48].

Naive RAGs combine the user query with an indexed set of user-provided additional documents or knowledge to retrieve relevant information to improve the prompt posed to the frozen foundation model. Advanced RAGs enhance this process by adding a pre-retrieval step to elaborate the query, and a post-retrieval step to get a better aggregation of the retrieved information before the retrieved results are given as a prompt to the foundation model. The modular RAG architecture provides improved adaptability and versatility by incorporating diverse strategies. For the interactive setting of multimedia analytics, the modular RAG architecture seems most suitable. Another survey looks at RAGs from the model architecture, training strategy, and application perspective [17], concluding that the trustworthiness and quality of external knowledge still require attention. Zhao et al. survey how additional modalities can improve upon a text-only RAG approach [92]. Yasunga et al. present a more symmetric approach where they consider multimodal RAGs for both the caption-to-image and image-to-caption tasks [85].

4.4 Limitations of AI Agents and Foundation Models

The progress made in AI agents and FMs is astonishing, yet there are still many things that they are not capable of. Here we list some of the main things where they fail and where human experts excel.

Hallucinations — Generative AI models are prone to hallucinations where plausible, yet nonfactual, content is presented to users as an answer [34]. The reference categorizes the problem into i) factuality hallucination, the discrepancy between the generated content and verifiable real-world facts and ii) faithfulness hallucination capturing the divergence of generated content from user input or the lack of self-consistency within the generated content.

Meticulous problem solving — When asked for a *complete solution to a problem*, AI agents often cut corners in their chain of thought. The user’s domain expertise, context awareness, and/or education play a crucial role here: when corrected with the proper feedback, the model is often able to produce a corrected answer.

Verbose question answering — Question answering tends to have the opposite problem: even simple questions are answered verbosely, and the facts supporting the answer constitute only a small subset, increasing the cognitive load on users without any benefits. Human experts are to the point and can often easily pinpoint the proper answer.

Tunnel vision — In analytics, there are often multiple plausible strategies to get to the answer. In such a case, a human analyst picks one but remains skeptical and re-evaluates their approach periodically to prevent tunnel vision and getting stuck at a dead end. Based on this re-evaluation, the analyst either i) sticks with the current strategy ii) incorporates elements of the other possible strategies iii) switches to a different strategy completely. AI agents are tunnel-visioned: they have a tendency to only consider a single strategy at a given time. As a result, they stick to i) to the last possible moment, and then pick iii) at the slightest hint of skepticism from the user—this introduces chaos.

Long work sessions — During an analytic session, the domain expert will ask themselves a *lot* of questions and want consistently high-quality answers. AI agents, however, noticeably drop in answer quality as the conversation progresses. They have a harder time navigating through the expanding context; a typical tell-tale sign is context degradation: they forget to behave according to the RAG principles (if RAG is used) and revert to the vanilla foundation model behavior [53, 94].

Limited communication channel — The main communication channel between the AI agent and the human expert is via a textual channel where the output might contain some of the domain specific data to support the answer. When specifically asked, some AI agents can create a chart based on data provided by the user. Current AI models have no inherent knowledge of visual analytics.

Bias and inaccuracies — FM-generated annotations may introduce biases or inaccuracies, emphasizing the need for human validation [16, 72, 20]. FMs also have an inherent risk of confidently misrepresenting concepts where training data is lacking, like outliers [10].

Lack of human values — An AI model should adhere to the RICE characteristics [37]: Operates reliably under diverse scenarios and is resilient to unforeseen disruptions (Robustness). Decisions and intentions are comprehensible and reasoning is unconcealed and truthful (Interpretability). Behaviors can be directed by humans and allows human intervention when needed (Controllability). Adheres to global moral standards and respects values within human society (Ethicality). By these definitions alone, it is already clear that a generic autonomous AI agent requires human involvement.

Mitigations — Some of the above limitations can be addressed by improving the AI model itself. Hallucinations can be mitigated by providing the model with factual information in a RAG agent or a knowledge graph. Yet, inconsistencies might always remain. Meticulous problem solving can be mitigated for specialized agents by decomposing the steps to solve a specific task into simpler, more clearly defined substeps. This could also help in making the AI agent more concise in its answers. Solving the tunnel-vision is far more difficult as this stems from two aspects of a foundation

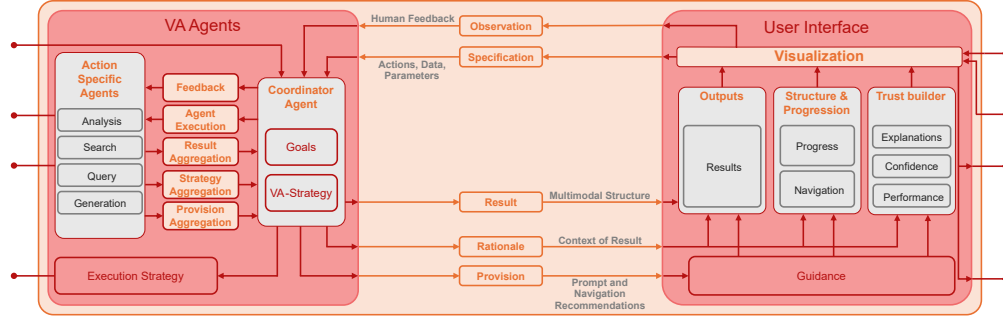


Figure 2: Human-AI teaming model, a zoomed-in version of the center part in Figure 1, conceptualizes how visual analytics agents let users communicate in an effective way via a targeted user interface with the foundation models and AI agents. Results and rationale are displayed through various UI components, while the VA agents act as coordinator and execution controller towards the foundation models for specific actions, informed through system state and human feedback.

model’s fundamental nature: i) this is how attention works, it works best when focusing on a single narrative [78]; ii) the foundation model’s tendency to help users at all costs makes it too eager to jump fully even in hinted directions. The first aspect, to the best of our knowledge, is a fact we have to work with—foundation models *can* be prompted to keep their options open, but the outputs will tend to be of lower quality. The second aspect is less fundamental and solvable. The long work sessions can be partially solved by separating the user’s long sessions into multiple conversations and transferring the context from one conversation to the other. Relying on the ever-increasing context sizes (as demonstrated by the latest FMs) is a trap and not a systematic solution: the fundamental problem of the model’s attention having a harder time in larger contexts does not disappear. Also, from a practical standpoint sending huge contexts to the foundation model with every prompt massively increases the inference costs. To mitigate bias and inaccuracies, we can prompt for manually curated information [25].

4.5 Prompt Templates

The input to either the foundation model or one of the AI agents, is via a *prompt* which is primarily based on text but can contain images, sound, or other media. In principle, a prompt is in a free format, but a number of typical components can be identified. *Directives* are a textual specification of the user’s intent that can be elaborated on by giving a number of *examples*. To define what kind of result is expected *output formatting* makes explicit what type of form and structure is expected from the system which can be further specified using *style instructions*. To personalize the output, an explicit *role* can be specified which the system should consider. Finally, the system might require *additional information* to give the proper output. It should be noted here that this sometimes is named context, but this is a broad term used also for other things in AI.

The free format prompts make it difficult to reason on the AI models at a more abstract level, e.g. doing prompt engineering to create better prompts, making an informed choice for a specific agent, or defining a strategy containing a number of subsequent prompts to reach some desired target. We therefore follow the comprehensive survey [68] which considers the use of prompt templates as an abstraction mechanism to create various prompts. Prompt templates thus form the bridge to the human-AI teaming, which calls templates to *execute its strategy* and where the AI-Models should *provide a rationale* in terms of the elements in the template. Extending the definition in [68], by explicitly making the abstraction a contract, we define:

- **Prompt template:** a function containing one or more variables to be replaced by some media (text, image, video, sound, or other) to create a *prompt* as an instance of the template and thus defining a contract between the human or agent making the *multimodal request* and the AI model responding with *output* and a *rationale* in terms of the template structure and parameters.

Clearly, the set of agents [9] and AI models, with the corresponding set of prompt templates [68], will grow dynamically to adapt to new needs and functionalities. Making the set of templates explicit allows for a better separation between the AI models and the human-AI teaming. This abstraction also means that existing expert modules will be accessed via a prompt, even if a more direct access is possible.

5 Human-AI Teaming

Some of the limitations of AI agents will be mitigated over time by improving the AI agents themselves, but others will require human involvement. To that end, we consider human-AI teaming for which we define specialized visual analytics agents communicating with users via a targeted user interface. The human-AI teaming block indicated in Figure 1 is presented in more detail in Figure 2.

5.1 Visual Analytics Agents

We will now consider the visual analytics agents, illustrated in Figure 3. For this, note that we are not working on AI agents that can operate computers in the way humans do [67] by automating their interactions. We focus on AI agents that support users in accessing the data and AI models operating on the data, where the users are behind a computer screen. The visual analytics agent shares many of the characteristics of AI agents we considered earlier. In addition, it has some specific characteristics. The VA agents are specialized for a specific type of action as identified in section 3. They also have knowledge of visual analytics, so hence they consider both the processing of user requests and the best way to present the results. This is reflected in two ways. First, it provides the results in a structured form with possibly hierarchical relations among the components and all information that is needed to visualize it effectively. The agents can also reason about the decision process that led to the results and assess the inherent uncertainties in the result to assure users can build trust in the system. We propose the following definition:

- **Visual Analytics Agent:** is an agent specialized in a specific *action* capable of taking an incoming *multimodal request* through a visual interface and, following its *visual analytics strategy*, provides an *optimal result* in a *multimodal structure* suited for visualization, accompanied by a trustworthy, i.e. lawful, ethical, and robust [15], *rationale* that highlights the core (intermediate) results and the strategy to reach the goal explicitly to the user, while also being capable of improving itself and providing *recommendations* based on *feedback* from the user.

Where the visual analytics strategy is defined as:

- **Visual Analytics Strategy:** is a set of steps to reach a *goal*, where for every step the strategy steers the *prompt engineering* to define the most appropriate prompt template and optimizes the prompt parameters to get an *optimal response*, and the strategy is dynamically adapted according to the sequence of requests and feedback from the user and responses from the AI model.

For finding the best prompt template and in an optimal way providing it with the right parameters based on the user request, there are different ways to proceed. From the perspective of data and results obtained, there are three major categories of techniques namely active learning, interactive machine learning, and machine teaching. These three techniques vary according to the balance in control given to the system versus the user [39][56]. When such techniques are combined with an explicit strategy, very appropriate in the VA agent setting, reinforcement learning for human-in-the-loop settings comes into play [63]. The problem can also be attacked from the prompting side, where the VA agent actively tries different prompts, evaluates the results, and optimizes the prompts accordingly [68]. The prompt engineering might also lead to the conclusion that additional prompt templates are required.

Besides VA agents targeting one of the specific actions in section 3, there is one VA agent in charge of the coordination of the whole process. This agent has the same structure as the other agents, but operates on a different level. The coordinator will have an overarching goal which it has to decompose into subgoals to be addressed by one of the action specific agents, the results of which are aggregated. The VA strategy is geared toward reaching the overarching goal, hence operating on a more abstract level. Note, that the VA agents work in an asynchronous manner and thus the execution strategy of the coordinator should assure independence of the individual actions or order them, and should take into account that results might come back at different times.

5.2 Guidance and Strategy Loop

Solving an analytic problem is a mixed-initiative communication between the human and the visual analytics agents. In this communication, the system should provide guidance in the form of recommendations to address the “knowledge gaps” of the users that hinder their analytical progress by identifying them and providing orienting, directing, and prescriptive guidance [60]. These three types of guidance differ in how much freedom they leave to the user. In orienting guidance, the user is giving some recommendations as support, not supposed to affect their intention. Prescriptive guidance is the other extreme, where the user can only accept or disregard the disruptive guidance completely. Directing guidance gives the user several options to choose from.

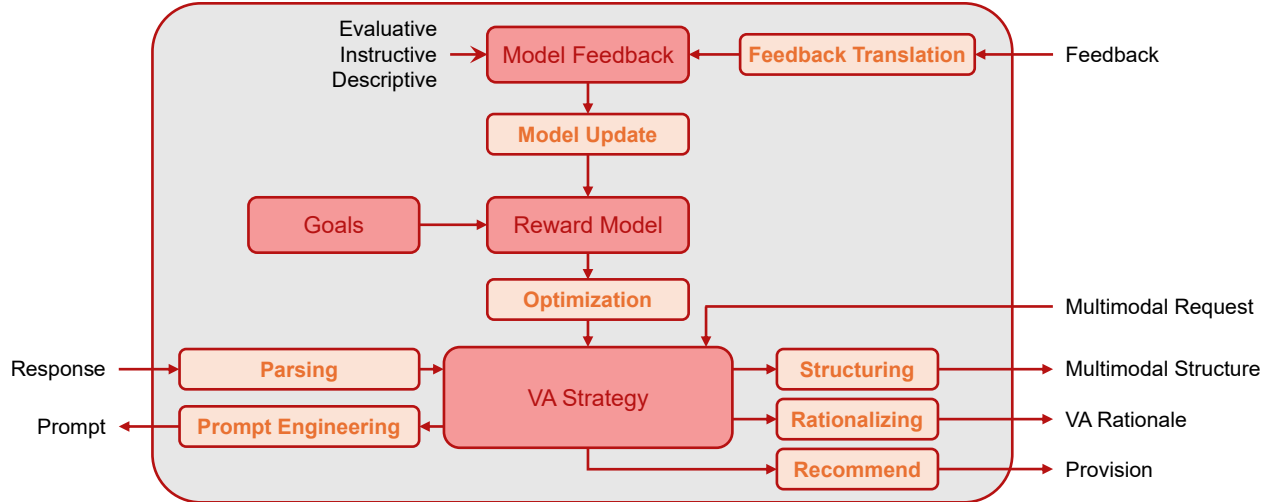


Figure 3: Schematic VA agent leveraging a goal-reward model to optimize an internal VA strategy, incorporating feedback and model responses for prompt refinement and outputting structure, rationale, and results.

The system should gather information on what guidance to provide by observing the interactions of the users with the system and translating this feedback into a form that can be used to optimize the VA strategy of the agents. In [55] a categorization of the type of human feedback for the model is given. It could be *evaluative*, giving a direct assessment of the performance of the agent, *instructive* where the user gives explicit hints to the agent on how to perform the action, or *descriptive* giving additional information to the agent that can help perform the action.

The optimization is operating on two levels namely at the individual action based agent level and at the coordinating agent level. In a reinforcement learning setting [55, 63], the core is defining and optimizing the respective reward models. As for the agent observing the human by interactions might not be enough, this might require interface components to define explicit goals that can be shared with the agents. The decomposition into different actions helps here, but a balance has to be found. Users should not be bothered with too many fixed goals, as they might change during the course of the analytic process, whereas for the system explicit goals are helpful in determining an optimal strategy.

5.3 User Interface

A crucial element in our *Human-AI Teaming* block is the (visual) user interface, forming one of the pillars of the *Guidance and Strategy Loop*.

Expert users interact with the user interface to steer the VA agents. Typically, many current human-AI interfaces only contain textual inputs, often directly inputting prompts. However, textual input only is a limited channel, in line with Chen et al. [11] we argue that the user interface should also contain a strong visualization component (e.g., multiple ways to show image data [90]). The visually rich interface elements enables parameters and results of the VA agents to be used to provision these. Users can then observe and interact, feeding back into the VA agents - closing the loop.

By using rich visual elements it further enables 1) intuitive *output* exploration of the VA agents reported results; *personalization* of dashboards and adaptation to user preferences and expertise level based on user input as well as VA agents provided structure (e.g., presenting the results together with the most effective manner of visualization and interaction for these). 2) users can *navigate* large-scale multimedia datasets more efficiently through tailored visualizations while simultaneously showing *progression* towards the (AI) goals and results (e.g., by progressive visualization techniques [73]). 3) enhanced *explainability and trust*; the visual interface should show the reasoning behind AI decision-making and decisions, the VA agents rationale, and contribute to building trust and user confidence. These three pillars; *outputs, structure & progression, and trust builder*, form the main components of the user interface and we argue that all three are equally important to visualize in the user interface.

All components are supported with guidance, e.g., highlighting interesting patterns in the results *output*, suggesting further *navigation* to analyze underexplored data, or, recommending VA strategies based on provided *rationales*. **Outputs** are the main result of the VA agents. By executing a VA strategy the VA agents are not only capable of delivering desired AI agent outputs but also enhancing the interface with the most effective way of visualizing them. Naturally, users are enabled to change idioms through interaction for additional perspective exploration, but already

providing suiting multimodal structures and visualization idioms saves time and reduces cognitive load. The right navigation (**structure and progression**) approach depends on the use case and type of multimedia being analyzed. However, the VA agents are capable of provisioning the guidance component with navigation recommendations. In turn users are enabled to use them in the context of the outputs and trust builder visualizations. Furthermore, progress visualization is an important element for multimedia analytics, as AI agents - and therefore also the VA agents, not always are capable of operating in real-time. Showing progress and partial results is therefore especially important to not frustrate users in both the *align and learn* and *interact and observe* loops.

5.3.1 Trust builder

As argued, explainability is a key factor in building trust in human-AI teaming, as it ensures that AI-driven output and decisions can be understood, verified, and, challenged by expert users [75]. Multimedia analytics involves large complex AI models (i.e., foundation models and an ensemble of different AI-agents), all processing and interpreting multi-modal data. Many of these models can be considered “black-boxes”, making it difficult for (expert) users to understand how decisions are made. This lack of transparency potentially reduces trust and as a result, hinders effective human-AI teaming.

The guidance and strategy loop is supported by VA agents who take the result of the AI agent and through the coordinator agent provide the results to the user interface component. To increase transparency and build trust, the visualization-augmented user interface should display the VA agents’ structured results alongside explanations (VA agent rationale, uncertainty, and performance, of the results), providing users the ability to identify potential issues or verify VA agents’ output before taking actions. The explanation can take multiple forms. Explainability and interpretability for foundation models is challenging but several techniques can help users understand their output. For example, through attention visualization (e.g., [50]), showing which parts of an image, video or text influenced the AI output. Counterfactual explanations indicate what changes would have led to a different output, or layer-wise activations help experts examine how different layers of the model process the inputs. The VA agent should present these AI agent results together with a suited strategy for visualization to the user interface component. Finally, the visual interface should support showing the uncertainty and performance in the context of the output, such that users are informed about confidence scores.

6 Evaluation of Multimedia Analytics Solutions

Traditionally, AI model-based systems are evaluated on overall performance (e.g. accuracy, precision, recall, F1-score) and task-dependent metrics (e.g., mean average precision, intersection over union, structural similarity index). However, in the context of our Multimedia Analytics Model, it becomes apparent that this is only one aspect. Below, we discuss for each main component of our model, which evaluation metrics could be applied.

Foundation Model — evaluation typically relies on modality-specific metrics. For language models, common metrics include accuracy, perplexity, BLEU, and ROUGE. Vision models are evaluated using e.g., precision, recall, Inception Score (IS), or Fréchet Inception Distance (FID). In the multimodal setting, evaluation is more complex and usually hinges on pairwise evaluation, such as image-text (e.g., visual question answering, cross-modal retrieval), video-text (e.g., video captioning, video QA), or audio-text (e.g., speech recognition). While a large number of benchmarks exist—211 according to a recent survey [49]—no unified benchmark has yet emerged for multimodal FMs, despite the clear need for standardized and comprehensive evaluation protocols. In the broader sense, evaluation of the output of generative AI models is also in the early stages, currently being achieved through a quantifiable approach for aggregating, overviewing, and annotating failure cases [52].

Agentic AI — builds primarily on reinforcement learning (RL), and its evaluation typically focuses on an agent’s ability to complete tasks within a defined environment. This leads to task-dependent evaluation frameworks, such as RL-ViGen [86] for visual generalization, Safety-Gymnasium [38] for safety-critical navigation, or MCU [51], which benchmarks open-world behavior in Minecraft. While these efforts advance evaluation in specialized settings, there is a need for generic or analytics-tailored frameworks to support systematic and transferable assessment across tasks and domains.

VA Agents — Evaluating the human-AI teaming core of multimedia analytics systems remains an open challenge. To the best of our knowledge, there is currently no established framework for automatically evaluating VA agents. Existing approaches rely on manual synthesis of results across multiple benchmarks, which lack the overall picture, with complex user studies, which provide only high-level insights and are difficult to scale. Earlier work on Analytic Quality (AQ) by Zahálka et al. [88] sought to bridge this gap by simulating evaluation runs of multimedia analytics backends and measuring performance and efficiency metrics. However, this approach is not directly applicable in the foundation model era, where new paradigms of interaction and reasoning require new evaluation approaches.

User Interfaces — can be evaluated both qualitatively and quantitatively. Generic qualitative methods such as the standardized questionnaire of the System Usability Scale [7] can also be applied to multimedia analytics solutions, covering aspects of *usability*, like ease of use, learnability, and user satisfaction. Complementary, the ICE-T (Insight, Confidence, Essence, Time) method is a framework for evaluating the *value of visualizations* [76]. Quantitative methods help to identify efficiency (e.g., task completion time), effectiveness (e.g., error or completion rate), and cognitive load (e.g., eye-tracking, NASA-TLX [31]).

Currently, no evaluation model exists that takes into account all aspects as discussed above. For a holistic evaluation, one possibility is to consider all the evaluations of the subparts. Importance can then be applied to weight the different evaluations, depending on the context. For example, in an intelligence or healthcare context, it is likely more important to have a non-hallucinating foundation and expert models, compared to an entertainment context. Nonetheless, there exist ample opportunities for future work to develop overarching evaluation methods that take into account (a chain of) multiple components. An evaluation model should judge a multimedia analytics solution not only on performance, but on speed, scalability, robustness, explainability, fairness, and usability.

7 Case Studies

We now consider a number of existing systems as use-cases of how our model helps in describing and understanding them. The different use-cases are chosen in a way that they cover all the actions we identified in section 3.

7.1 Analyze

Investigative Intelligence with MULTI-CASE — Exploratory analysis focuses on uncovering complex, as of yet unknown patterns in heterogeneous multimedia data. From the perspective of our model, we demonstrate how the investigative intelligence framework MULTI-CASE [21] can be positioned within our proposed model’s conceptual structure. The framework describes a modular pipeline that fuses heterogeneous media sources into a fully integrated knowledge graph, providing a structured overview of entities and their relationships. Analysts can iteratively refine the data—via domain-tailored NER, graph-based exploration, and interactive labeling—until an evidence chain is established.

From the perspective of our model, MULTI-CASE starts with the data side, where the system systematically filters, merges, and transforms raw multimedia data, both generic and domain-specific, into semantically enriched results. This is semi-automatically achieved through AI Agents (e.g., for transcription, specialized NER, or object detection) that iteratively enhance and cross-reference the information in a knowledge graph. The framework is primarily restricted to Tool Use Agents, controlling specialized expert modules. Our model describes here how it might be extended to foundation models and more elaborate agents, promoting the tight integration of AI modules, expert oversight, and a unifying knowledge graph. Furthermore, our model describes conceptually how user interactions and AI modules can interact as part of the framework and the associated constraints and design-contract-like requirements, detailing which part is responsible for a specific information flow. For example, (automatically) providing rationale is mostly missing in MULTI-CASE and prompts are exclusively pre-structured, with limited categories of AI-agents available.

Clustering of Real-Life Images like MH17 — An analysis process does not always have to be broadly generic. Considering the accident investigation into the flight MH17 incident, an interactive clustering method was proposed [24] to structure the incident photo database in particular. Many pictures show previously unseen or one-of-a-kind content—for instance, debris configurations and forensic details unique to the crash site. Traditional supervised classification approaches fail to capture these specialized, never-before-seen categories. Instead, the approach uses extracted CNN-based visual features, where analysts iteratively refine clusters by confirming the relevance of subsets of images and re-adjusting the clustering threshold to discover new subclusters.

The clustering method shows an interplay between the broader (explorative) analysis tasks (clustering, re-clustering, threshold tuning) and the search and query loops (identifying smaller sets of interest from the global pool). Analysts effectively take on a human-AI teaming role: human expertise specifies items of forensic significance, while the system groups visually similar images via CNN embeddings, automatically proposing additional visually similar candidates. This reduces the amount of time spent wading through thousands of photos. In the context of our model, this use case employs domain specific data, automatically revising thresholds for clustering granularity or dropping entire subclusters based on search and query input from the VA Agents. This iterative realignment ensures evolving investigative goals (e.g., focusing on cargo door fragments or personal items) are systematically integrated into the search hypothesis, while the observations and more detailed specifications lead to a more precise rationale. This use case demonstrates that even highly specific workflows can be captured and described by our model.

An obvious extension of the work would be to use relevance feedback with users indicating positive and negative image examples to learn a new classifier. Our model suggests that we should build a visual analytics agent to do this which in addition knows how to use and visualize clusters and could give recommendations.

7.2 Search and Query: Video Browser Showdown

The *Video Browser Showdown* (VBS) is an annual video retrieval competition that has been held continuously since 2012 [54]. In each edition, research teams submit their retrieval systems and compete in a series of *interactive* search sessions on large-scale, challenging video datasets—totaling over 2,400 hours in the 2024 edition. The competition features two main tasks: *known-item search* (KIS), a needle-in-the-haystack scenario requiring the retrieval of a specific 20-second segment, and *ad-hoc video search* (AVS), which calls for retrieving as many relevant shots as possible in response to a natural language query. Although VBS is not explicitly framed as a multimedia analytics competition, it embodies many of its defining characteristics: video data is rich, complex, and highly multimodal; the search process is interactive and time-constrained; and the path to the solution reflects the analytic workflow typical of visual and multimedia analytics. Recently, foundation models have begun to gain traction: in the 2025 edition, the winning system leveraged foundation models and dynamic temporal search [23].

The VBS competition provides a high-pressure showcase of multimedia analytics systems that must effectively support both *Search* and *Query* actions from the nested model [57]. In terms of *Search*, successful systems must weave seamlessly between all its four subcategories—*lookup*, *browse*, *locate*, and *explore*. Participants pre-index their collections to favor fast *lookup* and *locate* operations, yet since the dataset remains unknown until the competition, they must also navigate unfamiliar material through effective *browsing* and open-ended *exploration*. *Query* actions are equally central, as participants face complex queries on large-scale, redundant, and deliberately challenging datasets. Exhaustive inspection is infeasible; instead, systems must support semantic *summarization* to surface likely candidates. The challenge goes beyond basic retrieval: retrieved shots and segments are not yet “true results” due to visual ambiguity or near-misses, requiring participants to *compare* alternatives and *identify* results under time pressure. Together, these aspects result in VBS not only underscoring the importance of mastering *Search* and *Query*, but also exemplifying the balance between robust system design and the analyst’s need to adapt dynamically—both core demands of real-world multimedia analytics.

Bearing in mind the emphasis on Search and Query, we can directly use our multimedia analytics model to propose a strong multimedia analytics-based contender for VBS. The core consists of a prompt-augmented search interface backed by robust retrieval structures such as embedding-based indexes enriched with semantic video representations. What sets a strong multimedia analytics-driven system apart is its human-AI teaming architecture. Here, VA agents play specialized roles: a *Searcher* agent dynamically interprets user prompts to select and shift between search strategies (*lookup*, *locate*, *browse*, *explore*); a *Summarizer* agent provides conclusive insights on subsets of retrieved content; and a *Coordinator* agent orchestrates task scheduling, ensuring that semantically decomposed subtasks are pursued in parallel and displayed to the user when ready. This facilitates fast task completion, which is crucial in VBS’s high-pressure setting. These agents may be further tailored by task type (KIS vs. AVS) and dataset characteristics. Downstream execution is handled by foundation model-based AI agents with retrieval-augmented generation (RAG) capabilities enabling targeted, accurate outputs.

7.3 Generate: Prompt Magician

With the generation of images being relatively new, the number of visual analytics papers focusing on the *generate action* is limited. A notable exception is [18]. This system is developed to support users in finding optimal prompts for a set of specific prompt templates for text-to-image generation using Stable Diffusion, thereby facilitating higher-quality generative outcomes and better-aligned multimedia results. After the user has specified an initial prompt, the system responds with a multimodal document containing images and related keywords, which are already structured into a hierarchy to facilitate visualization. In addition, it provides guidance by recommending several keywords that might be added to the prompt to diversify the results. A grid based visualization to show the relation between keywords in the prompt and the resulting images helps users in getting an overview of the different outputs. The system also visualizes distributions of stylistic attributes of the generated images, like colorfulness, which can be used to filter the results and steer the output towards images in a specific style. Together, the elements give users various ways to explore different prompts and by improving the parameters of the prompt get the best resulting picture.

As is evident from the above description, the system is already well aligned with our model, and the way it operates could already be viewed as a visual analytics agent. The most important limitation of the current system is that when the user changes the prompt based on the recommendations, the resulting prompt is treated as a new one. Giving the

VA-agent an explicit strategy that can be optimized and where the progress to reach the objectives is visualized, could yield valuable extensions. In fact, such extensions are mentioned as possible future research opportunities.

8 Ethical Considerations and Limitations

Experts typically work on sensitive tasks and have to adhere to strict ethical guidelines by their employers. The use of foundation models brings an additional challenge in this respect. The data used in domains such as forensics, intelligence, and journalism might be very sensitive, due to its content in areas such as organized crime, terrorism, CSAM, and economic crime, or under political debate. Foundation models have various levels of censorship assuring that such data is disregarded. When such data are the topic of study, results can be inaccurate, incomplete, and biased. Hence, proper fine-tuning of the models is essential and explicit auditing of the collection becomes even more important [35]. Furthermore, several government agencies are not allowed to use the existing foundation models. In the Netherlands, for example, a Dutch GPT equivalent, trained on verified information only, is being developed.

A limitation of the model we have developed is that there are no systems yet that are using all elements of the model, so no quantitative experiments or user studies can be performed. Another limitation is that we have chosen domain experts as our target users, but there is also a clear role for multimedia analytics for developers of AI models. For that purpose, we believe many of the components of the model are still relevant, but modifications and additional specifications are needed.

9 Conclusion

We have entered a new era in which the usage of foundation models and AI agents will become an increasingly important part of any multimedia analytics solution. In response, this paper has proposed a comprehensive multimedia analytics model explicitly designed for this new reality. Building upon and significantly extending established visual analytics frameworks, our model clearly distinguishes between three essential components: the development and deployment of advanced AI models, human expert interactions with the system, and the explicit human-AI teaming facilitated through dedicated visual analytics agents. By providing a set of abstractions, the three components can be researched, improved, and evaluated in parallel. VA agents *execute a strategy* through a set of prompt templates to which AI models respond with outputs and *rationale* how they are obtained. In turn, the human-AI teaming component has dedicated visualizations to present the results and rationale to users, ensuring transparency and interpretability and thus building trust. The communication between humans and AI models occurs through interactive interfaces that actively let users and agents *learn* how to effectively collaborate and *align* on shared human values. The demonstrated use cases show that the model can help in understanding existing systems and chart a clear perspective on their future developments, providing a robust conceptual foundation for future research practices in effective human-AI collaboration.

Acknowledgments

Marcel Worrying and Stef van den Elzen are partially supported by AI4Intelligence with file number KICH1.VE01.20.011, partly financed by the Dutch Research Council (NWO). Jan Zahálka's work was co-funded by the European Union under the project ROBOPROX (reg. no. CZ.02.01.01/00/22_008/0004590). Maximilian T. Fischer and Daniel A. Keim are partially funded under Germany's Excellence Strategy - EXC 2117 - 422037984.

References

- [1] Giuseppe Amato, Paolo Bolettieri, Fabio Carrara, Fabrizio Falchi, Claudio Gennaro, Nicola Messina, Lucia Vadicamo, and Claudio Vairo. Visione 5.0: Enhanced user interface and AI models for VBS2024. In *MMM*, 2024.
- [2] N. Andrienko, T. Lammarsch, G. Andrienko, G. Fuchs, D. Keim, S. Miksch, and A. Rind. Viewing visual analytics as model building. *CGF*, 37(6):275–299, 2018.
- [3] Andreas Bannach, Jürgen Bernard, Florian Jung, Jörn Kohlhammer, Thorsten May, Kathrin Scheckenbach, and Stefan Wesarg. Visual analytics for radiomics: Combining medical imaging with patient data for clinical research. In *2017 IEEE Workshop on Visual Analytics in Healthcare (VAHC)*, pages 84–91, 2017.
- [4] Loïc Barrault, Paul-Ambroise Duquenne, Maha Elbayad, Artyom Kozhevnikov, et al. Large concept models: Language modeling in a sentence representation space, 2024. doi:10.48550/arXiv.2412.08821.
- [5] Andrea Batch, Yipeng Ji, Mingming Fan, Jian Zhao, and Niklas Elmquist. uxSense: Supporting user experience analysis with visualization and computer vision. *IEEE TVCG*, 2023.

- [6] Rishi Bommasani, Percy Liang, et al. On the opportunities and risks of foundation models, 2021. doi:10.48550/arXiv.2108.07258.
- [7] John Brooke et al. Sus-a quick and dirty usability scale. *Usability evaluation in industry*, 189(194):4–7, 1996.
- [8] Stuart K. Card, Jock D. Mackinlay, and Ben Shneiderman, editors. *Readings in information visualization: using vision to think*. Morgan Kaufmann Publishers Inc., 1999.
- [9] Stephen Casper et al. The AI agent index, 2025. doi:10.48550/arXiv.2502.01635.
- [10] Changjian Chen, Jun Yuan, Yafeng Lu, Yang Liu, Hang Su, Songtao Yuan, and Shixia Liu. OoDAnalyzer: Interactive analysis of out-of-distribution samples. *IEEE TVCG*, 27(7):3335–3349, 2021.
- [11] Juntong Chen, Jiang Wu, Jiajing Guo, Vikram Mohanty, Xueming Li, Jorge Piazentin Ono, Wenbin He, Liu Ren, and Dongyu Liu. Interchat: Enhancing generative visual analytics using multimodal interactions, 2025. doi:10.48550/arXiv.2503.04110.
- [12] Ed H. Chi. *Data State Reference Model*, pages 13–41. Springer Netherlands, 2002.
- [13] Nancy A Chinchor, James J Thomas, Pak Chung Wong, Michael G Christel, and William Ribarsky. Multimedia analysis+ visual analytics= multimedia analytics. *IEEE CG&A*, 30(5):52–60, 2010.
- [14] O. de Rooij and M. Worrying. Browsing video along multiple threads. *IEEE Transactions on Multimedia*, 12(2):121–130, 2010.
- [15] Natalia Díaz-Rodríguez, Javier Del Ser, Mark Coeckelbergh, Marcos López de Prado, Enrique Herrera-Viedma, and Francisco Herrera. Connecting the dots in trustworthy artificial intelligence: From ai principles, ethics, and key requirements to responsible ai systems and regulation. *Information Fusion*, 99:101896, 2023.
- [16] Simone Fabbrizzi, Symeon Papadopoulos, Eirini Ntoutsi, and Ioannis Kompatsiaris. A survey on bias in visual datasets. *Computer Vision and Image Understanding*, 223:103552, 2022.
- [17] Wenqi Fan, Yujuan Ding, Liangbo Ning, Shijie Wang, Hengyun Li, Dawei Yin, Tat-Seng Chua, and Qing Li. A survey on rag meeting llms: Towards retrieval-augmented large language models. In *ACM SIGKDD*, 2024.
- [18] Yingchaojie Feng, Xingbo Wang, Kam Kwai Wong, Sijia Wang, Yuhong Lu, Minfeng Zhu, Baicheng Wang, and Wei Chen. PromptMagician: Interactive Prompt Engineering for Text-to-Image Creation. *IEEE TVCG*, 30(01):295–305, 2024.
- [19] Maximilian T. Fischer. *Visual Analytics for Communication Analysis*. PhD thesis, Universität Konstanz, Konstanz, 2023.
- [20] Maximilian T. Fischer, Simon David Hirsbrunner, Wolfgang Jentner, Matthias Miller, Daniel A. Keim, and Paula Helm. Promoting ethical awareness in communication analysis: Investigating potentials and limits of visual analytics for intelligence applications. In *IEEE FaccT*, 2022.
- [21] Maximilian T Fischer, Yannick Metz, Lucas Joos, Matthias Miller, and Daniel A Keim. MULTI-CASE: A transformer-based ethics-aware multimodal investigative intelligence framework, 2024. doi:10.48550/arXiv.2401.01955.
- [22] Yu Fu and John Stasko. More than data stories: Broadening the role of visualization in contemporary journalism. *IEEE TVCG*, 2023.
- [23] Bao Tran Gia, Tuong Bui Cong Khanh, Tam Le Thi Thanh, Thuyen Tran Doan, Khiem Le, Tien Do, Tien-Dung Mai, Thanh Duc Ngo, Duy-Dinh Le, and Shin’ichi Satoh. NII-UIT at VBS2025: Multimodal video retrieval with llm integration and dynamic temporal search. In *MMM*, 2025.
- [24] Floris Gisolf, Zeno Geradts, and Marcel Worrying. Search and explore strategies for interactive analysis of real-life image collections with unknown and unique categories. In *MMM*, 2021.
- [25] Liang Gou, Lincan Zou, Nanxiang Li, Michael Hofmann, Arvind Kumar Shekar, Axel Wendt, and Liu Ren. VATLD: A visual analytics system to assess, understand and improve traffic light detection. *IEEE TVCG*, 27(2):261–271, 2021.
- [26] Zhibin Gou, Zhihong Shao, Yeyun Gong, Yelong Shen, Yujiu Yang, Nan Duan, and Weizhu Chen. CRITIC, large language models can self-correct with tool-interactive critiquing. In *ICLR*, 2024.
- [27] Tera Marie Green, William Ribarsky, and Brian Fisher. Visual analytics for complex concepts using a human cognition model. In *VAST*, 2008.
- [28] Tera Marie Green, William Ribarsky, and Brian Fisher. Building and applying a human cognition model for visual analytics. *Information Visualization*, 8(1):1–13, 2009.

- [29] Daya Guo, Dejian Yang, Haowei Zhang, Junxiao Song, Ruoyu Zhang, Runxin Xu, Qihao Zhu, Shirong Ma, Peiyi Wang, Xiao Bi, et al. Deepseek-r1: Incentivizing reasoning capability in LLMs via reinforcement learning, 2025. 10.48550/arXiv.2501.12948.
- [30] Taicheng Guo, Xiuying Chen, Yaqi Wang, Ruidi Chang, Shichao Pei, Nitesh V. Chawla, Olaf Wiest, and Xiangliang Zhang. Large language model based multi-agents: A survey of progress and challenges. In *IJCAI*, 2024.
- [31] Sandra G. Hart and Lowell E. Staveland. Development of nasa-tlx (task load index): Results of empirical and theoretical research. In Peter A. Hancock and Najmedin Meshkati, editors, *Human Mental Workload*, volume 52 of *Advances in Psychology*, pages 139–183. North-Holland, 1988.
- [32] Jianben He, Xingbo Wang, Kam Kwai Wong, Xijie Huang, Changjian Chen, Zixin Chen, Fengjie Wang, Min Zhu, and Huamin Qu. Videopro: A visual analytics approach for interactive video programming. *IEEE TVCG*, 30(1):87–97, 2023.
- [33] Kaiming He, Xiangyu Zhang, Shaoqing Ren, and Jian Sun. Delving deep into rectifiers: Surpassing human-level performance on imagenet classification. In *Proc. IEEE Int. Conf. on computer vision*, pages 1026–1034, 2015.
- [34] Lei Huang, Weijiang Yu, Weitao Ma, Weihong Zhong, Zhangyin Feng, Haotian Wang, Qianglong Chen, Weihua Peng, Xiaocheng Feng, Bing Qin, and Ting Liu. A survey on hallucination in large language models: Principles, taxonomy, challenges, and open questions. *ACM Transactions on Information Systems*, 43(2):1–55, January 2025.
- [35] Yanwei Huang, Wesley Hanwen Deng, Sijia Xiao, Motahhare Eslami, Jason I. Hong, and Adam Perer. Vipera: Towards systematic auditing of generative text-to-image models at scale, 2025. 10.48550/arXiv.2503.11113.
- [36] Théo Jaunet, Corentin Kervadec, Romain Vuillemot, Grigory Antipov, Moez Baccouche, and Christian Wolf. VisQA: X-raying vision and language reasoning in transformers. *IEEE TVCG*, 28(1):976–986, 2022.
- [37] Jiaming Ji, Tianyi Qiu, Boyuan Chen, Borong Zhang, et al. AI alignment: A comprehensive survey, 2024. 10.48550/arXiv.2310.19852.
- [38] Jiaming Ji, Borong Zhang, Jiayi Zhou, Xuehai Pan, Weidong Huang, Ruiyang Sun, Yiran Geng, Yifan Zhong, Josef Dai, and Yaodong Yang. Safety gymnasium: A unified safe reinforcement learning benchmark. *Advances in Neural Information Processing Systems*, 36:18964–18993, 2023.
- [39] Liu Jiang, Shixia Liu, and Changjian Chen. Recent research advances on interactive machine learning. *Journal of Visualization*, 22:401–417, 2019.
- [40] Ehud Karpas et al. MRKL systems: A modular, neuro-symbolic architecture that combines large language models, external knowledge sources and discrete reasoning, 2022. doi:10.48550/arXiv.2205.00445.
- [41] Daniel Keim, Gennady Andrienko, Jean-Daniel Fekete, Carsten Görg, Jörn Kohlhammer, and Guy Melançon. *Visual analytics: Definition, process, and challenges*. Springer, 2008.
- [42] Daniel Keim, Jörn Kohlhammer, Geoffrey Ellis, and Florian Mansmann. *Mastering the information age solving problems with visual analytics*. Eurographics Association, 2010.
- [43] Omar Shahbaz Khan, Björn Þór Jónsson, Stevan Rudinac, Jan Zahálka, Hanna Ragnarsdóttir, Þórhildur Þorleiksdóttir, Gylfi Þór Guðmundsson, Laurent Amsaleg, and Marcel Worring. Interactive learning for multimedia at large. In *ECIR*, 2020.
- [44] Omar Shahbaz Khan, Ujjwal Sharma, Stevan Rudinac, and Björn Þór Jónsson. Exquisitor: Studying the interplay between conversational search and relevance feedback. In *CBMI*, 2024.
- [45] Vanessa Kokoschka, Cristian A. Secco, and Kawa Nazemi. Visual analytics - climate change in social media. In *28th Int. Conf. Information Visualisation (IV)*, pages 167–173, 2024.
- [46] Yann LeCun, Yoshua Bengio, and Geoffrey Hinton. Deep learning. *Nature*, 521(7553):436–444, 2015.
- [47] Martha Lewis and Melanie Mitchell. Evaluating the robustness of analogical reasoning in large language models. *Transactions on Machine Learning Research*, 2025.
- [48] Patrick Lewis et al. Retrieval-augmented generation for knowledge-intensive NLP tasks. In *NIPS*, 2020.
- [49] Lin Li, Guikun Chen, Hanrong Shi, Jun Xiao, and Long Chen. A survey on multimodal benchmarks: In the era of large AI models, 2024.
- [50] Yiran Li, Junpeng Wang, Xin Dai, Liang Wang, Chin-Chia Michael Yeh, Yan Zheng, Wei Zhang, and Kwan-Liu Ma. How Does Attention Work in Vision Transformers? A Visual Analytics Attempt. *IEEE TVCG*, 29(06):2888–2900, June 2023.
- [51] Haowei Lin, Zihao Wang, Jianzhu Ma, and Yitao Liang. Mcu: A task-centric framework for open-ended agent evaluation in minecraft, 2023.

- [52] Tica Lin, Hanspeter Pfister, and Jui-Hsien Wang. GenLens: A Systematic Evaluation of Visual GenAI Model Outputs . In *2024 IEEE 17th Pacific Visualization Conference (PacificVis)*, pages 313–318, Los Alamitos, CA, USA, April 2024. IEEE Computer Society.
- [53] Nelson F Liu, Kevin Lin, John Hewitt, Ashwin Paranjape, Michele Bevilacqua, Fabio Petroni, and Percy Liang. Lost in the middle: How language models use long contexts. *Transactions of the Association for Computational Linguistics*, 12:157–173, 2024.
- [54] J. Lokoč, S. Andreadis, W. Bailer, et al. Interactive video retrieval in the age of effective joint embedding deep models: lessons from the 11th VBS. *Multimedia Systems*, 29:3481–3504, 2023.
- [55] Yannick Metz, David Lindner, Raphaël Baur, and Mennatallah El-Assady. Mapping out the space of human feedback for reinforcement learning: A conceptual framework, 2025. doi:10.48550/arXiv.2411.11761.
- [56] Eduardo Mosqueira-Rey, Elena Hernández-Pereira, David Alonso-Ríos, José Bobes-Bascarán, and Ángel Fernández-Leal. Human-in-the-loop machine learning: a state of the art. *Artificial Intelligence Review*, 56(4):3005–3054, 2023.
- [57] T. Munzner. *Visualization Analysis and Design*. CRC Press, 2015.
- [58] Chris North. Toward measuring visualization insight. *IEEE CG&A*, 26(3):6–9, 2006.
- [59] OpenAI. Gpt-4 technical report, 2024. doi:10.48550/arXiv.2303.08774.
- [60] Ignacio Pérez-Messina, Davide Ceneda, Mennatallah El-Assady, Silvia Miksch, and Fabian Sperrle. A typology of guidance tasks in mixed-initiative visual analytics environments. *CGF*, 41(3):465–476, 2022.
- [61] Peter Pirolli and Stuart Card. The sensemaking process and leverage points for analyst technology as identified through cognitive task analysis. In *Proc. Int. Conf. on intelligence analysis*, volume 5, pages 2–4. McLean, VA, USA, 2005.
- [62] Alec Radford, Jong Wook Kim, Chris Hallacy, Aditya Ramesh, Gabriel Goh, Sandhini Agarwal, Girish Sastry, Amanda Askell, Pamela Mishkin, Jack Clark, et al. Learning transferable visual models from natural language supervision. In *ICML*, 2021.
- [63] Carl Retzlaff et al. Human-in-the-loop reinforcement learning: A survey and position on requirements, challenges, and opportunities. *Journal of Artificial Intelligence Research*, 79:359–415, 2024.
- [64] Robert Rietveld, Willemijn Van Dolen, Masoud Mazloom, and Marcel Worryng. What you feel, is what you like influence of message appeals on customer engagement on instagram. *Journal of Interactive Marketing*, 49(1):20–53, 2020.
- [65] Dominik Sacha, Michael Sedlmair, Leishi Zhang, J Lee, Daniel Weiskopf, Stephen North, and Daniel Keim. Human-centered machine learning through interactive visualization. In *24th European Symposium on Artificial Neural Networks, Computational Intelligence and Machine Learning*, 2016.
- [66] Dominik Sacha, Andreas Stoffel, Florian Stoffel, Bum Chul Kwon, Geoffrey Ellis, and Daniel A. Keim. Knowledge generation model for visual analytics. *IEEE TVCG*, 20(12):1604–1613, 2014.
- [67] Pascal J. Sager et al. AI agents for computer use: A review of instruction-based computer control, gui automation, and operator assistants, 2025. doi:10.48550/arXiv.2501.16150.
- [68] Sander Schulhoff et al. The prompt report: A systematic survey of prompt engineering techniques, 2025. 10.48550/arXiv.2406.06608.
- [69] B. Shneiderman. The eyes have it: a task by data type taxonomy for information visualizations. In *IEEE Symposium on Visual Languages*, 1996.
- [70] Ben Shneiderman and Catherine Plaisant. Strategies for evaluating information visualization tools: multi-dimensional in-depth long-term case studies. In *BELIV*, 2006.
- [71] Ben Shneiderman, Catherine Plaisant, Maxine Cohen, Steven Jacobs, Niklas Elmqvist, and Nicholas Diakopoulos. *Designing the User Interface: Strategies for Effective Human-Computer Interaction*. Pearson, 6th edition, 2016.
- [72] Tan Tang, Yanhong Wu, Yingcai Wu, Lingyun Yu, and Yuhong Li. Videomoderator: A risk-aware framework for multimodal video moderation in e-commerce. *IEEE TVCG*, 28(1):846–856, 2022.
- [73] Alex Ulmer, Marco Angelini, Jean-Daniel Fekete, Jorn Kohlhammer, and Thorsten May. A Survey on Progressive Visualization . *IEEE TVCG*, 30(09):6447–6467, September 2024.
- [74] UNODC. Criminal intelligence: Manual for analysts, 2011. [Online] Available: https://www.unodc.org/documents/organized-crime/Law-Enforcement/Criminal_Intelligence_for_Analysts.pdf.

- [75] Stef van den Elzen, Gennady Andrienko, Natalia Andrienko, Brian D. Fisher, Rafael M. Martins, Jaakko Peltonen, Alexandru C. Telea, and Michel Verleysen. The Flow of Trust: A Visualization Framework to Externalize, Explore, and Explain Trust in ML Applications . *IEEE CG&A*, 2023.
- [76] Jarke J. van Wijk. The value of visualization. In *IEEE VIS*, 2005.
- [77] Jarke J. Van Wijk. Bridging the gaps. *IEEE CG&A*, 26(6):6–9, 2006.
- [78] A Vaswani. Attention is all you need. *Advances in Neural Information Processing Systems*, 2017.
- [79] Junpeng Wang, Shixia Liu, and Wei Zhang. Visual analytics for machine learning: A data perspective survey. *IEEE TVCG*, 2024.
- [80] Joseph Weizenbaum. ELIZA—a computer program for the study of natural language communication between man and machine. *Communications of the ACM*, 9(1):36–45, 1966.
- [81] Marcel Worring, Dennis Koelma, and Jan Zahálka. Multimedia pivot tables for multimedia analytics on image collections. *IEEE Transactions on Multimedia*, 18(11):2217–2227, 2016.
- [82] Aoyu Wu and Huamin Qu. Multimodal analysis of video collections: Visual exploration of presentation techniques in TED talks. *IEEE TVCG*, 26(7):2429–2442, 2020.
- [83] Z. Xi, W. Chen, X. Guo, et al. The rise and potential of large language model based agents: a survey. *Science China Information Sciences*, 68, 2025.
- [84] Xiao Xie, Xiwen Cai, Junpei Zhou, Nan Cao, and Yingcai Wu. A semantic-based method for visualizing large image collections. *IEEE TVCG*, 25(7):2362–2377, 2019.
- [85] Michihiro Yasunaga, Armen Aghajanyan, Weijia Shi, Rich James, Jure Leskovec, Percy Liang, Mike Lewis, Luke Zettlemoyer, and Wen-tau Yih. Retrieval-augmented multimodal language modeling. In *ICML*, 2023.
- [86] Zhecheng Yuan, Sizhe Yang, Pu Hua, Can Chang, Kaizhe Hu, and Huazhe Xu. RL-vigen: A reinforcement learning benchmark for visual generalization. *Advances in Neural Information Processing Systems*, 36:6720–6747, 2023.
- [87] Jan Zahálka, Stevan Rudinac, Björn Þór Jónsson, Dennis C Koelma, and Marcel Worring. Blackthorn: large-scale interactive multimodal learning. *IEEE Transactions on Multimedia*, 20(3):687–698, 2017.
- [88] Jan Zahálka, Stevan Rudinac, and Marcel Worring. Analytic quality: Evaluation of performance and insight in multimedia collection analysis. In *ACM Multimedia*, 2015.
- [89] Jan Zahálka, Stevan Rudinac, and Marcel Worring. Interactive multimodal learning for venue recommendation. *IEEE Transactions on Multimedia*, 17(12):2235–2244, 2015.
- [90] Jan Zahálka and Marcel Worring. Towards interactive, intelligent, and integrated multimedia analytics. In *IEEE VAST*, 2014.
- [91] Haipeng Zeng, Xingbo Wang, Aoyu Wu, Yong Wang, Quan Li, Alex Endert, and Huamin Qu. Emoco: Visual analysis of emotion coherence in presentation videos. *IEEE TVCG*, 26(1):927–937, 2020.
- [92] Ruochen Zhao et al. Retrieving multimodal information for augmented generation: A survey. In *EMNLP*, 2023.
- [93] Weixiang Zhao, Xingyu Sui, Jiahe Guo, et al. Trade-offs in large reasoning models: An empirical analysis of deliberative and adaptive reasoning over foundational capabilities, 2025. doi:10.48550/arXiv.2503.17979.
- [94] Zihao Zhao, Eric Wallace, Shi Feng, Dan Klein, and Sameer Singh. Calibrate before use: Improving few-shot performance of language models. In *International conference on machine learning*, pages 12697–12706. PMLR, 2021.