

CLOSED-FORM EXPRESSIONS FOR CAUSAL EFFECTS AND RATES OF CONVERGENCE FOR CAUSAL EFFECT ESTIMATORS UNDER DEPENDENCE

BY SUBHANKAR BHADRA¹ AND MICHAEL SCHWEINBERGER¹

¹*Department of Statistics, The Pennsylvania State University*

Causal inference in connected populations is non-trivial, because the treatment assignments of units can affect the outcomes of other units via treatment and outcome spillover. Since outcome spillover induces dependence among outcomes, closed-form expressions for causal effects and convergence rates for causal effect estimators are challenging and unavailable. We make three contributions. First, we provide closed-form expressions for causal effects under treatment and outcome spillover without making assumptions about the joint probability law of treatment assignments, outcomes, and connections beyond linearity of conditional expectations of outcomes and the standard assumptions of ignorability and positivity. The main results permit complex dependence among outcomes and connections. Second, we show that ignoring dependence among outcomes due to outcome spillover can induce asymptotic bias in causal effect estimators. Third, we establish convergence rates for causal effect estimators by controlling dependence and characterizing a high-probability subset of data that addresses collinearity issues.

1. Introduction. At the heart of science is the question of cause and effect [18, 26]. Causal inference in connected populations is complicated by interference, because the treatment assignments of units can affect the outcomes of other units via spillover [e.g., 3, 10, 13, 17, 22, 24, 25, 31, 35–37]. As a result, the Stable Unit Treatment Value Assumption (SUTVA) of causal inference is violated in connected populations. For example, advertisers may be interested in the effect of exposing teenagers on social media to advertisements of designer clothes (treatment assignments $X \in \{0, 1\}$) on purchases of designer clothes in U.S. Dollars (outcomes $Y \in \mathbb{R}$). The effect of advertisements on purchases of designer clothes can spill over from exposed teenagers to other teenagers for two reasons. First, if exposed teenagers share the advertisements with friends, their friends may purchase the advertised designer clothes (treatment spillover). Second, if exposed teenagers purchase the advertised designer clothes themselves, their friends may observe them wearing the purchased designer clothes and may purchase them as well (outcome spillover). Both treatment and outcome spillover can lift purchases among teenagers and are therefore of interest to advertisers. A graphical representation of spillover can be found in Figure 1.

Treatment spillover. Treatment spillover [e.g., 3, 19, 22, 31, 41] implies that the treatment assignments X_i of units i directly affect the outcomes Y_j of other units j . If there is treatment spillover but there is no outcome spillover, then outcomes are independent conditional on treatment assignments.

Outcome spillover. Outcome spillover implies that X_i indirectly affects Y_j via Y_i , i.e., X_i affects i 's own outcome Y_i and Y_i in turn affects the outcomes Y_j of other units j [e.g., 7, 11, 24, 25, 35]. Outcome spillover implies that outcomes are dependent conditional on treatment assignments, regardless of whether there is treatment spillover.

MSC2020 subject classifications: Primary 62D20, 62D05; secondary 05C80.

Keywords and phrases: causal inference under interference, dependent data, random interference graph, low-rank interference graph, random dot product graph, stochastic block model.

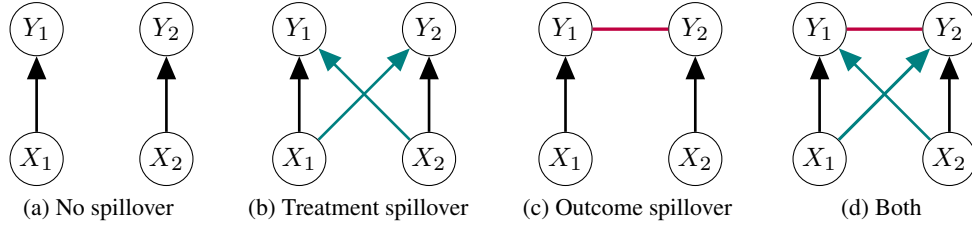


FIG 1. A graphical representation of treatment and outcome spillover in a connected population consisting of units 1, 2 with treatment assignments X_1, X_2 and outcomes Y_1, Y_2 . The directed lines represent the causal effects of treatment assignments X_1, X_2 on outcomes Y_1, Y_2 arising from treatment (black arrows) and treatment spillover (green arrows). The undirected line between Y_1 and Y_2 represents dependence arising from outcome spillover.

Treatment versus outcome spillover. Treatment spillover assumes that the treatment assignments X_i of units i can affect the outcomes Y_j of other units j , regardless of what the outcomes Y_i of units i are. While the ignorance-of-outcomes assumption underlying treatment spillover is convenient, it may be violated in the study of economic, social, and health-related phenomena: e.g., if teenagers who are exposed to advertisements of designer clothes shared those advertisements with friends, then purchased the advertised designer clothes themselves but regretted those purchases, why would their friends purchase those designer clothes? In other words, why would rational agents make choices without taking into account the outcomes of other agents who make the same choices? These observations suggest that treatment spillover may be less plausible than outcome spillover in economic, social, and health-related applications, and causal inference should consider both treatment and outcome spillover.

Causation and correlation. Outcome spillover implies that the conditional distributions of outcomes Y_i depend on other outcomes Y_j . While outcome spillover induces dependence among outcomes, it is not possible to distinguish which outcome affects which outcome in a causal sense when we observe outcomes at a single time point [35]. We therefore cannot interpret the effect of outcome spillover as causal, but we can interpret the effects of treatment and treatment spillover as causal. A single observation of dependent outcomes can be viewed as an observation from the stationary distribution of a time-indexed stochastic process [20], in line with Tchetgen Tchetgen, Fulcher and Shpitser [35], Bhattacharya and Sen [7], and others [11, 24]: e.g., if advertisers expose teenagers to advertisements of designer clothes, the direct and indirect effect of advertisements on purchases of designer clothes will take time to materialize, and the advertisers may observe the end result of the temporal process (purchases of designer clothes), without observing the temporal process.

Existing work. The literature on causal inference can be divided into

- (a) causal inference without interference;
- (b) causal inference with interference due to treatment spillover (without outcome spillover);
- (c) causal inference with interference due to outcome spillover (without treatment spillover);
- (d) causal inference with interference due to both treatment and outcome spillover.

Scenarios (a)–(d) are represented in Figure 1. The bulk of work on causal inference under interference is concerned with scenario (b), which implies that outcomes are independent conditional on treatment assignments [e.g., 3, 19, 22, 31, 41]. By contrast, the body of work on scenarios (c) and (d) with outcome spillover is limited. The small body of work that captures dependence among outcomes due to outcome spillover is based on exponential-family models [12], which can be viewed as extensions of generalized linear models for dependent data [14] and include Gaussian and non-Gaussian Markov random fields, Ising models in

physics, Boltzmann machines in artificial intelligence, and other canonical models for dependent data. For example, Tchetgen Tchetgen, Fulcher and Shpitser [35] capture treatment and outcome spillover using exponential-family models with densities of the form

$$f_{\theta}(\mathbf{y} \mid \mathbf{w}, \mathbf{x}, \mathbf{z}) \propto \exp \left(\sum_{i=1}^N u_i(\mathbf{w}, \mathbf{x}, \mathbf{z}; \theta) y_i + \sum_{i < j}^N v_{i,j}(\mathbf{w}, \mathbf{x}, \mathbf{z}; \theta) y_i y_j z_{i,j} \right), \quad \mathbf{y} \in \mathbb{R}^N,$$

where $\mathbf{w} \in \mathbb{R}^{N \times p}$ are $p \geq 1$ covariates of $N \geq 2$ units, $\mathbf{x} \in \{0, 1\}^N$ are treatment assignments, $\mathbf{y} \in \mathbb{R}^N$ are outcomes, $\mathbf{z} \in \{0, 1\}^{\binom{N}{2}}$ are connections among N units, and u_i and $v_{i,j}$ are measurable functions indexed by a parameter vector $\theta \in \Theta \subseteq \mathbb{R}^d$ ($d \geq 1$). The terms $u_i y_i$ capture treatment spillover while $v_{i,j} y_i y_j z_{i,j}$ capture dependence among outcomes of connected units due to outcome spillover. Bhattacharya and Sen [7] captures outcome spillover (without treatment spillover) using exponential-family models of the form

$$(1) \quad f_{\theta}(\mathbf{y} \mid \mathbf{w}, \mathbf{x}, \mathbf{z}) \propto \exp \left(\mathbf{y}^{\top} \mathbf{A}(\mathbf{z}) \mathbf{y} + (\theta_1 \mathbf{x} + \mathbf{w} \theta_2)^{\top} \mathbf{y} \right), \quad \mathbf{y} \in [-1, +1]^N,$$

where $\mathbf{y}^{\top} \mathbf{A}(\mathbf{z}) \mathbf{y}$ captures dependence among outcomes due to outcome spillover. The matrix $\mathbf{A}(\mathbf{z})$ consists of known interaction weights that can depend on connections \mathbf{z} , whereas $\theta_1 \in \mathbb{R}$ and $\theta_2 \in \mathbb{R}^p$ are parameters. Applications of exponential-family models capturing dependence among outcomes due to outcome spillover can be found elsewhere [11, 24].

Open questions: closed-form expressions for causal effects in scenarios (c) and (d).

While the models used in scenarios (c) and (d) are parametric and hence all causal effects are implicit functions of model parameters θ , closed-form expressions for causal effects in the presence of outcome spillover are challenging and unavailable. As a case in point, consider Rubin's causal framework [18] based on potential outcomes $\mathbf{Y}(\mathbf{x}) \in \mathcal{Y}(\cdot) := \mathbb{R}^{N \times 2^N}$, and the causal effect $\tau_T := \tau_D + \tau_I$ composed of direct and indirect causal effects τ_D and τ_I [22]:

$$\begin{aligned} \tau_D &:= \lim_{N \rightarrow \infty} \frac{1}{N} \sum_{i=1}^N \mathbb{E}[Y_i(X_i = 1, \mathbf{X}_{-i}) - Y_i(X_i = 0, \mathbf{X}_{-i})] \\ \tau_I &:= \lim_{N \rightarrow \infty} \frac{1}{N} \sum_{i=1}^N \sum_{j=1: j \neq i}^N \mathbb{E}[Y_j(X_i = 1, \mathbf{X}_{-i}) - Y_j(X_i = 0, \mathbf{X}_{-i})], \end{aligned}$$

where observed outcomes $\mathbf{Y} \in \mathbb{R}^N$ are related to potential outcomes $\mathbf{Y}(\mathbf{x}) \in \mathbb{R}^{N \times 2^N}$ by

$$\mathbf{Y} = \sum_{\mathbf{x} \in \{0, 1\}^N} \mathbf{Y}(\mathbf{x}) \mathbb{I}(\mathbf{X} = \mathbf{x}), \quad \mathbb{I}(\mathbf{X} = \mathbf{x}) := \begin{cases} 1 & \text{if } \mathbf{X} = \mathbf{x} \\ 0 & \text{otherwise.} \end{cases}$$

In scenario (b) without outcome spillover, closed-form expressions for causal effects τ_D , τ_I , and τ_T exist [16]. That said, in scenarios (c) and (d) with outcome spillover, closed-form expressions for causal effects τ_D , τ_I , and τ_T are challenging and unavailable. Due to the lack of closed-form expressions for causal effects in the presence of outcome spillover, existing work approximates causal effects by Monte Carlo or Markov chain Monte Carlo simulations [e.g., 7, 11, 35], which provide numerical estimates of causal effects but do not provide insight into causal effects and come at a computational cost. As a result, there are countless open questions in scenarios (c) and (d), including but not limited to:

- What are the relative contributions of treatment, treatment spillover, and outcome spillover to the causal effects τ_D , τ_I , and τ_T ?
- Can dependence among outcomes induced by outcome spillover be ignored without biasing causal conclusions?

Technical contributions. We consider scenarios (a)–(d) but focus on the most challenging scenario (d) with both treatment and outcome spillover and dependence among outcomes induced by outcome spillover. We provide closed-form expressions for causal effects along with rates of convergence for causal effect estimators based on a single observation of dependent outcomes. Throughout, we consider covariates \mathbf{W} , treatment assignments \mathbf{X} , potential outcomes $\mathbf{Y}(\cdot)$, and connections \mathbf{Z} to be random variables, motivated by two considerations:

- First, fixing \mathbf{W} , $\mathbf{Y}(\cdot)$, or \mathbf{Z} would restrict causal inference: e.g., fixing the interference graph with connections \mathbf{Z} would limit causal conclusions to a single interference graph, which is one of the possible interference graphs that could have been observed.
- Second, fixing \mathbf{W} , $\mathbf{Y}(\cdot)$, or \mathbf{Z} can be accomplished by specifying a degenerate distribution that places all probability mass on a single element of the sample space.

Assuming that \mathbf{W} , \mathbf{X} , $\mathbf{Y}(\cdot)$, \mathbf{Z} are random variables that can exhibit complex dependence, we make the following contributions:

1. We provide closed-form expressions for causal effects in the presence of treatment and outcome spillover (Section 2), without making assumptions about the joint probability law of $(\mathbf{W}, \mathbf{X}, \mathbf{Y}(\cdot), \mathbf{Z})$ beyond linearity of conditional expectations of outcomes and the standard assumptions of conditional ignorability and weak positivity. As a result, the closed-form expressions for causal effects permit complex dependence among treatment assignments, outcomes, and connections as long as the standard assumptions of conditional ignorability and weak positivity are satisfied: e.g., the treatment assignments X_i of units i can depend on the treatment assignments X_j of other units j when Ising randomization schemes are used to assign units to treatments [7], outcomes Y_i can depend on other outcomes Y_j due to outcome spillover [7, 35], and connections $Z_{i,j}$ can depend on other connections $Z_{k,l}$ due to transitive closure and other network phenomena [33].
2. We complement the main results by applications to low-rank interference graphs \mathbf{Z} , without making additional assumptions about the probability law of \mathbf{X} and $\mathbf{Y}(\cdot)$ (Section 3). Low-rank interference graphs include random dot product graphs, degree-corrected block models, and other popular network models, which allow the interference graph to be sparse or dense, allow some units to have more connections than others, and permit local as well as global spillover throughout the population of interest.
3. We highlight benefits of closed-form expressions for causal effects (Section 4), including
 - insight into the relative contributions of treatment, treatment spillover, and outcome spillover to the causal effects τ_D , τ_I , and τ_T ;
 - the fact that ignoring dependence among outcomes due to outcome spillover can induce asymptotic bias in causal effect estimators, which underscores the importance of considering both treatment and outcome spillover;
 - the construction of scalable plug-in causal effect estimators without Monte Carlo or Markov chain Monte Carlo simulations.
4. We establish rates of convergence for causal effect estimators under treatment and outcome spillover. Convergence rates for causal effect estimators are challenging and unavailable because of dependence among outcomes due to outcome spillover and collinearity issues. We address these issues by controlling dependence and characterizing a high-probability subset of data that paves the way for rates of convergence.
5. We provide scalable causal effect estimators based on low-rank approximations of likelihoods (Section 6) and demonstrate their performance in simulations (Section 7).

Notation. We consider covariates $\mathbf{W} \in \mathcal{W} := \mathbb{R}^{N \times p}$ ($N \geq 2$, $p \geq 1$), treatment assignments $\mathbf{X} \in \mathcal{X} := \{0, 1\}^N$, outcomes $\mathbf{Y} \in \mathcal{Y} := \mathbb{R}^N$, and connections $\mathbf{Z} \in \mathcal{Z} := \{0, 1\}^{\binom{N}{2}}$ among N units; note that \mathbf{Z} specifies the interference graph and hence specifies the channels available for spillover. We view connections as undirected and exclude self-connections, so that $Z_{i,i} := 0$ and $Z_{i,j} = Z_{j,i}$ for all $i \neq j$ almost surely. We denote the ℓ_1 -, ℓ_2 -, and ℓ_∞ -norm of vectors $\mathbf{a} \in \mathbb{R}^d$ ($d \geq 1$) by $\|\mathbf{a}\|_1$, $\|\mathbf{a}\|_2$, and $\|\mathbf{a}\|_\infty$, respectively, and the matrix norms of matrices $\mathbf{A} \in \mathbb{R}^{d_1 \times d_2}$ ($d_1, d_2 \geq 1$) induced by the ℓ_1 -, ℓ_2 -, and ℓ_∞ -norms by $\|\mathbf{A}\|_1$, $\|\mathbf{A}\|_2$, and $\|\mathbf{A}\|_\infty$, respectively. The Frobenius norm of matrices $\mathbf{A} \in \mathbb{R}^{d_1 \times d_2}$ is denoted by $\|\mathbf{A}\|_F$. The eigenvalues of symmetric matrices $\mathbf{A} \in \mathbb{R}^{d \times d}$ are denoted by $\lambda_1(\mathbf{A}) \geq \dots \geq \lambda_d(\mathbf{A})$. The vector $\mathbf{1}_d \in \mathbb{R}^d$ is the d -vector of 1's and $\mathbf{I}_d \in \mathbb{R}^{d \times d}$ is the identity matrix of order d . The function $\mathbb{I}(\cdot)$ is an indicator function, which is 1 if its argument is true and is 0 otherwise. The matrix $\text{diag}(r_1, \dots, r_d) \in \mathbb{R}^{d \times d}$ is the $d \times d$ diagonal matrix with diagonal elements $r_1, \dots, r_d \in \mathbb{R}$. For two symmetric matrices \mathbf{A} and \mathbf{B} , $\mathbf{A} \succeq \mathbf{B}$ indicates that $\mathbf{A} - \mathbf{B}$ is positive semi-definite. For two sequences of numbers $\{a_N\}$ and $\{b_N\}$, $a_N = O(b_N)$ implies that there exists a finite constant $C > 0$ such that $a_N \leq C b_N$ for all large enough N , whereas $a_N = o(b_N)$ implies that $a_N/b_N \rightarrow 0$ as $N \rightarrow \infty$. A sequence of random variables R_N is said to be of order $o_P(1)$ if R_N converges to 0 in probability as $N \rightarrow \infty$. Unless stated otherwise, probability measures and expectations are denoted by $\mathbb{P} \equiv \mathbb{P}_{\mathcal{X}, \mathcal{Y}(\cdot), \mathcal{Z}}$ and $\mathbb{E} \equiv \mathbb{E}_{\mathcal{X}, \mathcal{Y}(\cdot), \mathcal{Z}}$ when there are no covariates, and $\mathbb{P} \equiv \mathbb{P}_{\mathcal{W}, \mathcal{X}, \mathcal{Y}(\cdot), \mathcal{Z}}$ and $\mathbb{E} \equiv \mathbb{E}_{\mathcal{W}, \mathcal{X}, \mathcal{Y}(\cdot), \mathcal{Z}}$ when there are covariates.

2. Closed-form expressions for causal effects under treatment and outcome spillover.

We provide closed-form expressions for causal effects in the presence of treatment and outcome spillover, without making assumptions about the joint probability law of $(\mathbf{W}, \mathbf{X}, \mathbf{Y}(\cdot), \mathbf{Z})$ other than linearity of conditional expectations of outcomes and the standard assumptions of conditional ignorability and weak positivity. We first state conditions, present the main results in Sections 2.1 and 2.2, and provide examples in Section 3.

Condition 1. Conditional ignorability and weak positivity. *The treatment assignments \mathbf{X} are independent of the set of all potential outcomes $\mathbf{Y}(\mathbf{x})$ under all possible treatment assignments $\mathbf{x} \in \mathcal{X}$ and connections \mathbf{Z} conditional on covariates \mathbf{W} :*

$$\mathbf{X} \perp\!\!\!\perp \{\mathbf{Y}(\mathbf{x}) : \mathbf{x} \in \mathcal{X}\}, \mathbf{Z} \mid \mathbf{W}.$$

In addition, for all $i \in \{1, \dots, N\}$, all $\mathbf{x} \in \mathcal{X}$, and all $\mathbf{w} \in \mathcal{W}$,

$$\mathbb{P}(X_i = x_i, \mathbf{X}_{-i} = \mathbf{x}_{-i} \mid \mathbf{W} = \mathbf{w}) > 0 \text{ whenever } \mathbb{P}(\mathbf{X}_{-i} = \mathbf{x}_{-i} \mid \mathbf{W} = \mathbf{w}) > 0.$$

Conditional ignorability and weak positivity are standard assumptions [e.g., 28]. Conditional ignorability implies that there are no unmeasured confounders that could affect causal conclusions. Weak positivity is less stringent than the conventional assumption of positivity, which requires that $\mathbb{P}(\mathbf{X} = \mathbf{x} \mid \mathbf{W} = \mathbf{w}) > 0$ for all $\mathbf{x} \in \mathcal{X}$ and all $\mathbf{w} \in \mathcal{W}$. Weak positivity is satisfied by Bernoulli randomization schemes with independent treatment assignments and Ising randomization schemes with dependent treatment assignments [7].

Condition 2. Conditional expectations of outcomes. *The conditional expectations of outcomes $\mathbb{E}[Y_i \mid (\mathbf{W}, \mathbf{X}, \mathbf{Y}_{-i}, \mathbf{Z}) = (\mathbf{w}, \mathbf{x}, \mathbf{y}_{-i}, \mathbf{z})]$ are of the form*

$$\sum_{k=1}^p \left(\alpha_{i,k} w_{i,k} + \beta_{i,k} x_i w_{i,k} + \gamma_{i,k} \frac{\sum_{j=1}^N x_j w_{j,k} z_{i,j}}{\sum_{j=1}^N w_{j,k} z_{i,j}} \right) + \delta_i c_{N,i}(\mathbf{z}) \sum_{j=1}^N y_j z_{i,j},$$

where $w_{i,1} := 1$ and $w_{i,k} \in [0, +\infty)$ ($k = 2, \dots, p$) are covariates, $\alpha_i \in \mathbb{R}^p$, $\beta_i \in \mathbb{R}^p$, $\gamma_i \in \mathbb{R}^p$, $\delta_i \in \mathbb{R}$ are weights, $c_{N,i}(\mathbf{z}) \in (0, +\infty)$ are scaling constants, and $z_{i,i} := 0$ implies that all sums are over $j \neq i$ ($i = 1, \dots, N$). Without loss, $\alpha_{i,k} := 0$ ($i = 1, \dots, N$, $k = 1, \dots, p$), because the terms $\alpha_{i,k} w_{i,k}$ do not contribute to the causal effects τ_D , τ_I , and τ_T .

Condition 2 assumes that the conditional expectations of outcomes $Y_i \mid (\mathbf{W}, \mathbf{X}, \mathbf{Y}_{-i}, \mathbf{Z}) = (\mathbf{w}, \mathbf{x}, \mathbf{y}_{-i}, \mathbf{z})$ can be represented by linear models, which are important and widely used tools in data science. Condition 2 does not make any other assumption about the joint probability law of $(\mathbf{W}, \mathbf{X}, \mathbf{Y}(\cdot), \mathbf{Z})$ and allows the conditional distributions of the outcomes Y_i of units i to depend on the outcomes Y_j of connected units j . It is worth noting that Condition 2 covers scenarios (a)–(d) in Figure 1:

- Scenario (a) corresponds to $\beta_i \neq 0$ for some or all units i and $\gamma_i = 0$, $\delta_i = 0$ for all units i .
- Scenario (b) corresponds to $\beta_i \neq 0$, $\gamma_i \neq 0$ for some or all units i and $\delta_i = 0$ for all units i .
- Scenario (c) corresponds to $\beta_i \neq 0$, $\delta_i \neq 0$ for some or all units i and $\gamma_i = 0$ for all units i .
- Scenario (d) corresponds to $\beta_i \neq 0$, $\gamma_i \neq 0$, $\delta_i \neq 0$ for some or all units i .

Conditions 1 and 2 permit complex dependence among treatment assignments \mathbf{X} , potential outcomes $\mathbf{Y}(\cdot)$, and connections \mathbf{Z} as long as $\mathbf{X} \perp \{\mathbf{Y}(\mathbf{x}) : \mathbf{x} \in \mathcal{X}\}$, $\mathbf{Z} \mid \mathbf{W}$:

- The treatment assignments X_i of units i can depend on the treatment assignments X_j of other units j when Ising randomization schemes are used to assign units to treatments [7].
- The outcomes Y_i of units i can depend on the outcomes Y_j and connections $Z_{i,j}$ to other units j by virtue of outcome spillover.
- The connections $Z_{i,j}$ between units i and j can depend on the connections $Z_{k,l}$ between other units k and l due to transitive closure and other network phenomena [33].

It is worth repeating that we do not specify any joint probability model for $(\mathbf{W}, \mathbf{X}, \mathbf{Y}(\cdot), \mathbf{Z})$ in Section 2. There are many ways to construct joint probability models for $(\mathbf{W}, \mathbf{X}, \mathbf{Y}(\cdot), \mathbf{Z})$, either indirectly by combining conditional and marginal models for \mathbf{W} , \mathbf{X} , $\mathbf{Y}(\cdot)$, \mathbf{Z} or directly by specifying a joint probability model for $(\mathbf{W}, \mathbf{X}, \mathbf{Y}(\cdot), \mathbf{Z})$ [11, 14].

We first provide closed-form solutions for causal effects without covariates in Section 2.1 and incorporate covariates in Section 2.2. We write $N_i := \sum_{j=1}^N Z_{i,j}$ and define

$$\mathbf{M}(\boldsymbol{\delta}, \mathbf{Z}) := (\mathbf{I}_N - \boldsymbol{\Delta} \mathbf{C}_N(\mathbf{Z}) \mathbf{Z})^{-1},$$

provided $(\mathbf{I}_N - \boldsymbol{\Delta} \mathbf{C}_N(\mathbf{Z}) \mathbf{Z})$ is invertible. Two sufficient conditions for invertibility of $(\mathbf{I}_N - \boldsymbol{\Delta} \mathbf{C}_N(\mathbf{Z}) \mathbf{Z})$ are $|\delta_i| c_{N,i}(\mathbf{Z}) < 1 / \|\mathbf{Z}\|_2$ and $|\delta_i| c_{N,i}(\mathbf{Z}) < 1 / N_i$.

2.1. Closed-form expressions for causal effects without covariates. We present closed-form expressions for causal effects in the presence of treatment and outcome spillover in scenarios without covariates and unit-independent weights $\beta_i = \beta$, $\gamma_i = \gamma$, $\delta_i = \delta$. We consider scenarios with covariates and unit-dependent weights β_i , γ_i , δ_i in Section 2.2.

We first establish identification of causal effects under treatment and outcome spillover and then present closed-form expressions. Identification of causal effects implies that the causal effects τ_D and τ_T based on the joint probability law of $(\mathbf{X}, \mathbf{Y}(\cdot), \mathbf{Z})$ can be related to

the data-generating probability law of $(\mathbf{X}, \mathbf{Y}, \mathbf{Z})$, in the sense that

$$\begin{aligned}\tau_D &:= \lim_{N \rightarrow \infty} \frac{1}{N} \sum_{i=1}^N \mathbb{E}[Y_i(X_i = 1, \mathbf{X}_{-i}) - Y_i(X_i = 0, \mathbf{X}_{-i})] \\ &= \lim_{N \rightarrow \infty} \frac{1}{N} \sum_{i=1}^N \mathbb{E}[\mu_i(X_i = 1, \mathbf{X}_{-i}, \mathbf{Z}) - \mu_i(X_i = 0, \mathbf{X}_{-i}, \mathbf{Z})] \\ \tau_T &:= \lim_{N \rightarrow \infty} \frac{1}{N} \sum_{i=1}^N \sum_{j=1}^N \mathbb{E}[Y_j(X_i = 1, \mathbf{X}_{-i}) - Y_j(X_i = 0, \mathbf{X}_{-i})] \\ &= \lim_{N \rightarrow \infty} \frac{1}{N} \sum_{i=1}^N \sum_{j=1}^N \mathbb{E}[\mu_j(X_i = 1, \mathbf{X}_{-i}, \mathbf{Z}) - \mu_j(X_i = 0, \mathbf{X}_{-i}, \mathbf{Z})],\end{aligned}$$

where $\mu(\mathbf{x}, \mathbf{z}) := \mathbb{E}[\mathbf{Y} \mid (\mathbf{X}, \mathbf{Z}) = (\mathbf{x}, \mathbf{z})]$.

Theorem 1. Identification and characterization of causal effects. *Let Conditions 1 and 2 hold with scaling constants $c_{N,i}(\mathbf{Z}) \in (0, +\infty)$ so that $\mathbf{M}(\delta, \mathbf{Z})$ exists (e.g., $|\delta| c_{N,i}(\mathbf{Z}) < 1/\|\mathbf{Z}\|_2$ or $|\delta| c_{N,i}(\mathbf{Z}) < 1/N_i$, $i = 1, \dots, N$). Then, without assumptions about the joint probability law of $(\mathbf{X}, \mathbf{Y}(\cdot), \mathbf{Z})$ beyond Conditions 1 and 2:*

1. *The causal effects τ_D , τ_I , and τ_T are identified.*
2. *The direct and total causal effects are*

$$\begin{aligned}\tau_D &= \beta \lim_{N \rightarrow \infty} \frac{1}{N} \mathbb{E}[\text{trace}(\mathbf{M}(\delta, \mathbf{Z}))] + \gamma \lim_{N \rightarrow \infty} \frac{1}{N} \mathbb{E} \left[\sum_{i=1}^N \sum_{j=1}^N \frac{M_{i,j}(\delta, \mathbf{Z}) Z_{i,j}}{N_j} \right] \\ \tau_T &= (\beta + \gamma) \lim_{N \rightarrow \infty} \frac{1}{N} \mathbf{1}_N^\top \mathbb{E}[\mathbf{M}(\delta, \mathbf{Z})] \mathbf{1}_N,\end{aligned}$$

provided these limits exist, where $M_{i,j}(\delta, \mathbf{Z}) Z_{i,j}/N_j := 0$ when $N_j = 0$ by convention.

3. *If $1/\min_{1 \leq j \leq N} N_j = o_P(1)$ and $\|\mathbf{M}(\delta, \mathbf{Z})\|_2^2$ is uniformly integrable, τ_D reduces to*

$$\tau_D = \beta \lim_{N \rightarrow \infty} \frac{1}{N} \mathbb{E}[\text{trace}(\mathbf{M}(\delta, \mathbf{Z}))].$$

We prove Theorem 1 in Section 8 and provide a simple example of closed-form expressions in the household example below and more advanced examples in Corollaries 1 and 2 in Section 3. Theorem 1 makes no assumption about the joint probability law of $(\mathbf{X}, \mathbf{Y}(\cdot), \mathbf{Z})$ other than linearity of conditional expectations of outcomes, in addition to the standard assumptions of ignorability and weak positivity. As a result, Theorem 1 allows outcomes and connections to exhibit complex dependence. Theorem 1.2 reveals that the direct, indirect, and total causal effects τ_D , τ_I , and τ_T are functions of the effects of treatment β , treatment spillover γ , and outcome spillover δ . Theorem 1 recovers known results in the absence of outcome spillover ($\delta = 0$), in which case the direct and total causal effects reduce to $\tau_D = \beta$ and $\tau_T = \beta + \gamma$ by Theorem 1, recovering results of Hu, Li and Wager [16]. That being said, Theorem 1 provides closed-form expressions for causal effects in the more challenging scenario in which there is both treatment spillover ($\gamma \neq 0$) and outcome spillover ($\delta \neq 0$) and outcomes are dependent due to outcome spillover.

While it is not surprising that the indirect and total causal effects τ_I and τ_T are functions of γ and δ , it may be surprising that the direct causal effect τ_D can depend on γ and δ .

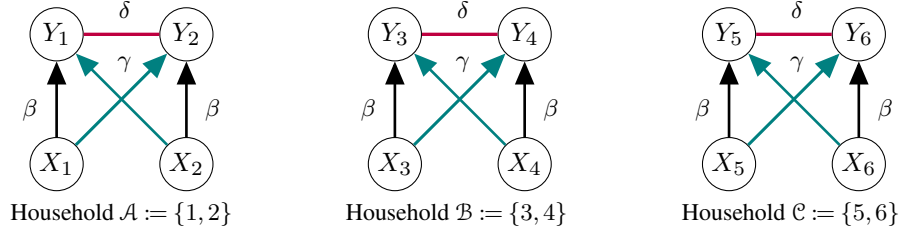


FIG 2. *Household example: A graphical representation of treatment and outcome spillover in a population consisting of households $\mathcal{A} := \{1, 2\}$, $\mathcal{B} := \{3, 4\}$, $\mathcal{C} := \{5, 6\}$ with treatment assignments X_1, \dots, X_6 and outcomes Y_1, \dots, Y_6 . The directed lines represent the causal effects of treatment assignments X_i, X_j on outcomes Y_i, Y_j arising from the effects of treatment β (black arrows) and treatment spillover γ (green arrows). The undirected lines between Y_i and Y_j indicate dependence, i.e., the conditional distribution of Y_i depends on Y_j and vice versa by virtue of outcome spillover δ .*

Household example. To provide a specific example of how the direct causal effect τ_D can depend on γ and δ , consider a population of size $N \geq 2$ partitioned into $N/2$ households of size 2 and connections restricted to households. Let

$$\mathbb{E}[Y_i | (\mathbf{X}, \mathbf{Y}_{-i}, \mathbf{Z}) = (\mathbf{x}, \mathbf{y}_{-i}, \mathbf{z})] = \beta x_i + \gamma x_{n(i)} z_{i,n(i)} + \delta y_{n(i)} z_{i,n(i)},$$

where $n(i)$ is i 's fellow household member. A visual representation of the household example is provided by Figure 2. If $|\delta| < 1$, the matrix $M(\delta, \mathbf{Z})$ is block-diagonal with entries

$$M_{i,j}(\delta, \mathbf{Z}) = \begin{cases} \frac{1}{1 - \delta^2 Z_{i,n(i)}} & \text{if } j = i \\ \frac{\delta Z_{i,n(i)}}{1 - \delta^2 Z_{i,n(i)}} & \text{if } j = n(i) \\ 0 & \text{otherwise.} \end{cases}$$

If connections within households exist with probability $\chi \in (0, 1)$ while connections between households are absent with probability 1, Theorem 1.2 implies that

$$\tau_D = \lim_{N \rightarrow \infty} \frac{1}{N} \sum_{i=1}^N \mathbb{E} \left[\frac{\beta + \gamma \delta Z_{i,n(i)}}{1 - \delta^2 Z_{i,n(i)}} \right] = (1 - \chi) \beta + \chi \frac{\beta + \gamma \delta}{1 - \delta^2}$$

$$\tau_T = (\beta + \gamma) \lim_{N \rightarrow \infty} \frac{1}{N} \sum_{i=1}^N \mathbb{E} \left[\frac{1 + \delta Z_{i,n(i)}}{1 - \delta^2 Z_{i,n(i)}} \right] = (\beta + \gamma) \left(1 + \chi \frac{\delta}{1 - \delta^2} \right).$$

The household example demonstrates that outcome spillover complicates the interpretation of causal effects. For example, the direct causal effect τ_D reduces to β when $\delta = 0$, but τ_D is a convex combination of β and $(\beta + \gamma \delta)/(1 - \delta^2)$ when $\delta \neq 0$:

$$\tau_D = (1 - \chi) \beta + \chi \frac{\beta + \gamma \delta}{1 - \delta^2} = \underbrace{\beta}_{(a)} + \underbrace{\chi \frac{\beta \delta^2}{1 - \delta^2}}_{(b)} + \underbrace{\chi \frac{\gamma \delta}{1 - \delta^2}}_{(c)}.$$

To interpret contributions (a)–(c) to the direct causal effect τ_D , consider household $\mathcal{A} := \{1, 2\}$ in Figure 2 and suppose that member $1 \in \mathcal{A}$ participates in an experiment on the effect of constructive feedback at work $X_1 \in \{0, 1\}$ on the level of happiness $Y_1 \in \mathbb{R}$:

- (a) If $\beta \neq 0$, there is a direct effect of X_1 on Y_1 : e.g., the constructive feedback X_1 received by member 1 may increase the level of happiness Y_1 of member 1.

- (b) If $\beta \neq 0$ and $\delta \in (-1, +1) \setminus \{0\}$, the effect of X_1 on Y_1 can be amplified by outcome spillover via Y_2 : e.g., if member 2 does not know that fellow household member 1 received constructive feedback at work but observes that 1 exhibits high levels of happiness Y_1 , then 1's level of happiness Y_1 may increase 2's level of happiness Y_2 and 2's level of happiness Y_2 in turn may increase 1's level of happiness Y_1 thanks to outcome spillover.
- (c) If $\beta \neq 0$, $\gamma \neq 0$, and $\delta \in (-1, +1) \setminus \{0\}$, X_1 can affect Y_2 by treatment spillover and Y_2 can affect Y_1 by outcome spillover: e.g., household member 2 may hear of the constructive feedback X_1 received by fellow household member 1 at work, and the fact that 1 works in a supportive environment may increase 2's level of happiness Y_2 (treatment spillover), which in turn may increase 1's level of happiness Y_1 (outcome spillover).

Remark: causation versus correlation. As discussed in Section 1, we cannot distinguish whether Y_1 affects Y_2 or vice versa when we observe outcomes at a single time point, but we can quantify the value added by outcome spillover to causal effects, as demonstrated above and by Corollaries 1 and 2 in Section 3.

While the household example demonstrates that the direct causal effect τ_D can depend on γ and δ , Theorem 1.3 reveals that τ_D does not depend on γ when each unit has an unbounded number of neighbors, because each unit has a negligible effect on the outcomes of neighbors when the number of neighbors is large. In addition, Corollaries 1 and 2 in Section 3 demonstrate that when the interference graph permits local and global spillover in the population and the expected number of neighbors grows at least at rate $\log N$, then τ_D reduces to

$$\tau_D = \beta,$$

which does not depend on γ or δ .

Based on Theorem 1, we can obtain closed-form expressions for causal effects when connections and outcomes are dependent. In contrast to Theorem 1, the closed-form expressions for causal effects in Theorem 2 do not involve expectations.

Theorem 2. Closed-form expressions for causal effects. *Let the assumptions of Theorem 1 be satisfied and assume that $\|\mathbf{M}(\delta, \mathbf{Z}) - \mathbf{M}(\delta, \mathbf{P})\|_2 = o_P(1)$ with $\mathbf{P} := \mathbb{E}[\mathbf{Z}]$. Then, without assumptions about the joint probability law of $(\mathbf{X}, \mathbf{Y}(\cdot), \mathbf{Z})$ beyond Conditions 1 and 2, the direct and total causal effects are*

$$\begin{aligned} \tau_D &= \beta \lim_{N \rightarrow \infty} \frac{1}{N} [\text{trace}(\mathbf{M}(\delta, \mathbf{P}))] \\ \tau_T &= (\beta + \gamma) \lim_{N \rightarrow \infty} \frac{1}{N} \mathbf{1}_N^\top [\mathbf{M}(\delta, \mathbf{P})] \mathbf{1}_N. \end{aligned}$$

We prove Theorem 2 in Section 8 and provide applications of Theorem 2 to low-rank interference graphs in Corollaries 1 and 2 in Section 3. The condition $\|\mathbf{M}(\delta, \mathbf{Z}) - \mathbf{M}(\delta, \mathbf{P})\|_2 = o_P(1)$ of Theorem 2 is satisfied as long as $\mathbf{M}(\delta, \mathbf{Z})$ is a smooth function of \mathbf{Z} and the dependence among connections \mathbf{Z} is not too strong. Concentration inequalities for dependent random variables [e.g., 38] can be used to verify condition $\|\mathbf{M}(\delta, \mathbf{Z}) - \mathbf{M}(\delta, \mathbf{P})\|_2 = o_P(1)$. We show that the limits of the closed-form expressions in Theorem 2 exist in Section 3, assuming that connections are generated by low-rank interference graphs (e.g., degree-corrected block models). For example, Corollaries 1 and 2 in Section 3 reveal that when connections are generated by low-rank interference graphs—without additional assumptions about the joint probability law of \mathbf{X} and $\mathbf{Y}(\cdot)$, the total causal effect is

$$\tau_T = (\beta + \gamma) (1 + a(\delta)),$$

where $a(\delta)$ is specified in Corollaries 1 and 2. We discuss these results in Section 3.

2.2. *Closed-form expressions for causal effects with covariates.* Closed-form expressions for causal effects in the presence of treatment and outcome spillover can be obtained when there are covariates and the weights $\beta_i, \gamma_i, \delta_i$ depend on units i .

Theorem 3. Identification and characterization for causal effects with covariates. *Let Conditions 1 and 2 hold with scaling constants $c_{N,i}(\mathbf{Z}) \in (0, +\infty)$ for which $M(\delta, \mathbf{Z})$ exists (e.g., $|\delta_i| c_{N,i}(\mathbf{Z}) < 1/\|\mathbf{Z}\|_2$ or $|\delta_i| c_{N,i}(\mathbf{Z}) < 1/N_i$, $i = 1, \dots, N$). Then, without assumptions about the joint probability law of $(\mathbf{W}, \mathbf{X}, \mathbf{Y}(\cdot), \mathbf{Z})$ beyond Conditions 1 and 2:*

1. *The causal effects τ_D, τ_I , and τ_T are identified.*
2. *The direct and total causal effect are*

$$\begin{aligned}\tau_D &= \lim_{N \rightarrow \infty} \frac{1}{N} \sum_{i=1}^N \mathbb{E} [\beta_i^\top \mathbf{W}_i M_{i,i}(\delta, \mathbf{Z})] \\ &\quad + \lim_{N \rightarrow \infty} \frac{1}{N} \sum_{i=1}^N \sum_{j=1}^N \mathbb{E} [\gamma_j^\top \mathbf{\Gamma}_j(\mathbf{W}, \mathbf{Z})^{-1} \mathbf{W}_i M_{i,j}(\delta, \mathbf{Z}) Z_{i,j}] \\ \tau_T &= \lim_{N \rightarrow \infty} \frac{1}{N} \sum_{i=1}^N \sum_{j=1}^N \mathbb{E} [(\beta_i^\top \mathbf{W}_i + \gamma_i^\top \mathbf{1}_p) M_{j,i}(\delta, \mathbf{Z})],\end{aligned}$$

where $\mathbf{\Gamma}_i(\mathbf{W}, \mathbf{Z}) := \text{diag}(\sum_{j=1}^N W_{j,1} Z_{i,j}, \dots, \sum_{j=1}^N W_{j,p} Z_{i,j})$ ($i = 1, \dots, N$).

3. *If $p \max_{1 \leq j \leq N, 1 \leq l \leq p} |\gamma_{j,l}| \sqrt{\sum_{k=1}^N W_{k,l}^2 Z_{j,k} / \sum_{k=1}^N W_{k,l} Z_{j,k}} = o_P(1)$ and $\|M(\delta, \mathbf{Z})\|_2^2$ is uniformly integrable, the direct causal effect reduces to*

$$\tau_D = \lim_{N \rightarrow \infty} \frac{1}{N} \sum_{i=1}^N \mathbb{E} [\beta_i^\top \mathbf{W}_i M_{i,i}(\delta, \mathbf{Z})].$$

A proof of Theorem 3 can be found in Supplement A [6]. If p is fixed and there exist constants $0 < c < C < \infty$ such that $|\gamma_{j,l}| \leq C$ and $W_{k,l} \in [c, C]$, the conditions of Theorem 3.3 simplify to $1/\min_{1 \leq j \leq N} N_j = o_P(1)$ and $\|M(\delta, \mathbf{Z})\|_2^2$ being uniformly integrable. We present applications of Theorem 3 to degree-corrected block models with community-dependent weights in Corollary 3 in Section 3.

3. Examples of causal effects: low-rank interference graphs. We provide examples of closed-form expressions for causal effects in the presence of treatment and outcome spillover when the interference graph \mathbf{Z} has low-rank structure. Low-rank interference graphs are more general than the within-household interference graphs in Section 2, because low-rank interference graphs can be sparse or dense, allow some units to have more connections than others, and permit the direct and indirect effect of treatment assignments on outcomes to propagate throughout the population. We do not make additional assumptions about the joint probability law of treatment assignments \mathbf{X} and potential outcomes $\mathbf{Y}(\cdot)$.

To introduce low-rank interference graphs, let $Z_{i,j} \stackrel{\text{ind}}{\sim} \text{Bernoulli}(P_{i,j})$ and $\mathbb{E}[\mathbf{Z}] = \mathbf{P} = \rho_N \mathbf{\Xi} \mathbf{\Xi}^\top$, where $\rho_N \in [0, 1]$ is a sparsity parameter and $\mathbf{\Xi} := (\mathbf{\Xi}_1, \dots, \mathbf{\Xi}_N)^\top \in \mathbb{R}^{N \times K}$ is a non-random matrix satisfying $\mathbf{\Xi}_i^\top \mathbf{\Xi}_j \in [0, 1]$ for all $i < j$. The dimension K of the vectors $\mathbf{\Xi}_i$ is assumed to be a constant, independent of N , which imposes a low-rank structure on \mathbf{P} . The vectors $\mathbf{\Xi}_i \in \mathbb{R}^K$ and $\mathbf{\Xi}_j \in \mathbb{R}^K$ capture unobserved heterogeneity in

the propensities of units i and j to be connected. To allow the interference graph \mathbf{Z} to be sparse, we allow the sparsity parameter ρ_N to depend on N . To address the identification issue arising from the fact that ρ_N can be multiplied by a constant $C \neq 0$ and Ξ can be multiplied by $1/\sqrt{C}$ without changing $\mathbf{P} := \rho_N \Xi \Xi^\top$, we impose the constraint $\max_{1 \leq i \leq N, 1 \leq j \leq K} \Xi_{i,j} = 1$. Low-rank models of the above form are known as random dot product graphs [4], which include popular network models such as stochastic block models [1, 27], degree-corrected block models [15], and mixed membership models [2].

Condition 3. Structure of $\mathbb{E}[\mathbf{Z}] = \mathbf{P} = \rho_N \Xi \Xi^\top$. *There exist constants $D > 1$, $p_{\min} > 6/D$, and $\xi_{\min} > 0$, independent of N , such that $\rho_N \geq D(\log N)/N$, $\min_{1 \leq i \leq N} \sum_{j=1: j \neq i}^N P_{i,j} \geq p_{\min} N \rho_N$, and $\lambda_K(\Xi \Xi^\top) \geq \xi_{\min}^2 N$, where $\lambda_K(\Xi \Xi^\top)$ is the smallest positive eigenvalue of $\Xi \Xi^\top$.*

The condition $\rho_N \geq D(\log N)/N$ controls the global sparsity of the interference graph in terms of the expected number of connections, whereas the condition $\min_{1 \leq i \leq N} \sum_{j=1: j \neq i}^N P_{i,j} \geq p_{\min} N \rho_N$ controls the local sparsity of the interference graph in terms of the expected degrees of units. Taken together, these two conditions require the expected degrees to grow at least at rate $\log N$, which is a mild sparsity assumption and implies that the expected degrees are unbounded. Sparsity assumptions are common in the literature on network models [21], and ensure that the graph is not too sparse and the information in the data about estimands of interest is not too low.

We start with Corollaries 1 and 2, which are corollaries of Theorems 1 and 2 with unit-independent weights β, γ, δ . We then proceed with Corollary 3, which is a corollary of Theorem 3 with unit-dependent weights $\beta_i, \gamma_i, \delta_i$. All corollaries focus on low-rank interference graphs, which allow some units to have more connections than others and permit local and global spillover across the population.

Corollary 1. Causal effects based on low-rank interference graphs. *Let Conditions 1–3 hold with $c_{N,i}(\mathbf{Z}) := c_N(\mathbf{Z}) = (1 / \|\mathbf{Z}\|_2) \mathbb{I}(\|\mathbf{Z}\|_2 > 0)$ and $\delta \in (-1, +1)$. Then, without assumptions about the joint probability law of $(\mathbf{X}, \mathbf{Y}(\cdot), \mathbf{Z})$ beyond Conditions 1–3:*

1. *The direct causal effect is $\tau_D = \beta$.*
2. *The total causal effect is $\tau_T = (\beta + \gamma)(1 + a(\delta))$, where*

$$a(\delta) := \delta \lim_{N \rightarrow \infty} \frac{1}{N} (\mathbf{1}_N^\top \Xi) \left(\|\Xi\|_2^2 \mathbf{I}_K - \delta \Xi^\top \Xi \right)^{-1} (\Xi^\top \mathbf{1}_N)$$

provided the above limit exists. If the rank of $\mathbb{E}[\mathbf{Z}] = \mathbf{P}$ is $K = 1$, then

$$a(\delta) := \frac{\delta}{1 - \delta} \lim_{N \rightarrow \infty} \frac{(\mathbf{1}_N^\top \Xi)^2}{N \|\Xi\|_2^2}.$$

A proof of Corollary 1 can be found in Supplement A.2 [6]. Corollary 1 characterizes the direct and total causal effects τ_D and τ_T as explicit mathematical functions of β, γ, δ , and $a(\delta)$. Corollary 1 shows that the direct causal effect $\tau_D = \beta$ does not depend on γ and δ . By contrast, the total causal effect $\tau_T = (\beta + \gamma)(1 + a(\delta))$ depends on γ and δ , in addition to β . For fixed β and γ , the total causal effect τ_T decreases as a function of δ when $\beta + \gamma < 0$ and increases as a function of δ when $\beta + \gamma > 0$, because $a(\delta)$ is a strictly increasing function of δ on $(-1, +1)$ satisfying $a(0) = 0$.

It is possible to characterize the function $a(\delta)$ as an explicit mathematical function of δ in special cases of low-rank interference graphs, e.g., degree-corrected block models. Degree-corrected block models are popular models for detecting communities in networks and permit

connections within and between communities of varying sizes, which allows local and global spillover within and between communities. Consider a population of N units is partitioned into $K \geq 2$ communities and $Z_{i,j} \mid \eta_i, \eta_j \stackrel{\text{ind}}{\sim} \text{Bernoulli}(P_{i,j})$, where $P_{i,j} := \rho_N \eta_i \eta_j B_{c_i, c_j}$, $\rho_N \in [0, 1]$, $\boldsymbol{\eta} := (\eta_1, \dots, \eta_N) \in [0, 1]^N$, $\mathbf{B} := (B_{k,l})_{1 \leq k, l \leq K} \in [0, 1]^{K \times K}$ is positive definite, and c_i is the community of unit i . Let S_k be the size of community k and assume that there exists a constant $\pi_k \in (0, 1)$ such that $\lim_{N \rightarrow \infty} S_k/N = \pi_k$ ($k = 1, \dots, K$). In the following corollaries, we treat the weights η_i as random, which helps compute limits of quantities of the form $(\sum_{i: c_i=k} \eta_i) / \sqrt{S_k \sum_{i: c_i=k} \eta_i^2}$ ($k = 1, \dots, K$). Models with random weights are used in the applied probability literature on dependent phenomena, including spin glasses: see, e.g., Chatterjee [9] and Talagrand [34].

Corollary 2. Causal effects based on degree-corrected block models. *Assume that the conditions of Corollary 1 are satisfied and $P_{i,j} := \rho_N \eta_i \eta_j B_{c_i, c_j}$, where η_1, \dots, η_N are independent random variables with first and second moment $\nu_1 := \mathbb{E}(\eta_1)$ and $\nu_2 := \mathbb{E}(\eta_1^2)$. Define $\boldsymbol{\pi} := (\pi_1, \dots, \pi_K)^\top$ and $\mathbf{C} := \text{diag}(\boldsymbol{\pi})^{\frac{1}{2}} \mathbf{B} \text{diag}(\boldsymbol{\pi})^{\frac{1}{2}}$. Then:*

1. *The direct causal effect is $\tau_D = \beta$.*
2. *The total causal effect is $\tau_T = (\beta + \gamma)(1 + a(\delta))$, where*

$$a(\delta) = \delta \frac{\nu_1^2}{\nu_2} \mathbf{1}_K^\top \text{diag}(\boldsymbol{\pi})^{\frac{1}{2}} \mathbf{C}^{\frac{1}{2}} (\|\mathbf{C}\|_2 \mathbf{I}_K - \delta \mathbf{C})^{-1} \mathbf{C}^{\frac{1}{2}} \text{diag}(\boldsymbol{\pi})^{\frac{1}{2}} \mathbf{1}_K.$$

3. *In the special case where $\pi_1 = \dots = \pi_K = 1/K$ and $\mathbf{B} := (p - q) \mathbf{I}_K + q \mathbf{1}_K \mathbf{1}_K^\top$ with $0 \leq q < p \leq 1$, the total causal effect simplifies to*

$$\tau_T = (\beta + \gamma) \left(1 + \frac{\delta}{1 - \delta} \frac{\nu_1^2}{\nu_2} \right).$$

A proof of Corollary 2 can be found in Supplement A.3 [6]. The proof of Corollary 2 computes $a(\delta)$ using the eigen structure of \mathbf{P} under degree-corrected block models [21].

Last, but not least, we present an example with community-dependent weights $\beta_i, \gamma_i, \delta_i$ that depend on the community memberships $c_i \in \{1, \dots, K\}$ of units i :

$$(2) \quad \beta_i = \beta_{(c_i)}, \quad \gamma_i = \gamma_{(c_i)}, \quad \delta_i = \delta, \quad i = 1, \dots, N.$$

Corollary 3. Causal effects based on degree-corrected block models with community-dependent weights. *Let the conditions of Corollary 2 be satisfied with weights $\beta_i = \beta_{(c_i)}$, $\gamma_i = \gamma_{(c_i)}$, $\delta_i = \delta$ and define $\boldsymbol{\theta}_1 := (\beta_{(1)}, \dots, \beta_{(K)})^\top$ and $\boldsymbol{\theta}_2 := (\gamma_{(1)}, \dots, \gamma_{(K)})^\top$. Then:*

1. *The direct causal effect is $\tau_D = \boldsymbol{\pi}^\top \boldsymbol{\theta}_1$.*
2. *The total causal effect is $\tau_T = \boldsymbol{\pi}^\top (\boldsymbol{\theta}_1 + \boldsymbol{\theta}_2) + b(\boldsymbol{\theta}_1, \boldsymbol{\theta}_2, \delta, \boldsymbol{\pi})$, where*

$$b(\boldsymbol{\theta}_1, \boldsymbol{\theta}_2, \delta, \boldsymbol{\pi}) := \delta \frac{\nu_1^2}{\nu_2} \mathbf{1}_K^\top \text{diag}(\boldsymbol{\pi})^{\frac{1}{2}} \text{diag}(\boldsymbol{\theta}_1 + \boldsymbol{\theta}_2) \mathbf{C}^{\frac{1}{2}} (\|\mathbf{C}\|_2 \mathbf{I}_K - \delta \mathbf{C})^{-1} \mathbf{C}^{\frac{1}{2}} \text{diag}(\boldsymbol{\pi})^{\frac{1}{2}} \mathbf{1}_K.$$

3. *In the special case where $\pi_1 = \dots = \pi_K = 1/K$, $\mathbf{B} := (p - q) \mathbf{I}_K + q \mathbf{1}_K \mathbf{1}_K^\top$ with $0 \leq q < p \leq 1$, the total causal effect simplifies to*

$$\tau_T = \boldsymbol{\pi}^\top (\boldsymbol{\theta}_1 + \boldsymbol{\theta}_2) \left(1 + \frac{\delta}{1 - \delta} \frac{\nu_1^2}{\nu_2} \right).$$

A proof of Corollary 3 can be found in Supplement A.3 [6]. Corollary 3.2 reveals that larger communities can contribute more to the total causal effect than smaller ones, whereas Corollary 3.3 shows how the total causal effect simplifies when community sizes are equal.

4. Implications of closed-form expressions for causal effects. We showcase benefits of closed-form expressions for causal effects in the presence of treatment and outcome spillover, including insight into causal effects (Section 4.1), implications of ignoring dependence among outcomes due to outcome spillover (Section 4.2), and causal effect estimators with rates of convergence based on a single observation of dependent outcomes (Section 5).

4.1. Insight into causal effects. The closed-form expressions for causal effects τ_D and τ_T in Theorem 1–3 and Corollaries 1–3 provide novel insight into causal effects in the presence of treatment and outcome spillover. For example, Corollary 1 provide the following insights into treatment and outcome spillover under low-rank interference graphs:

- In the presence of treatment and outcome spillover, the total causal effect is $\tau_T = (\beta + \gamma) (1 + a(\delta))$, where the function $a(\delta)$ stated in Corollary 1 is strictly increasing on $(-1, +1)$ and satisfies $a(0) = 0$. In the absence of outcome spillover ($\delta = 0$), the total causal effect $\tau_T = \beta + \gamma$ is additive in the effects of treatment β and treatment spillover γ . If there is outcome spillover ($\delta \neq 0$), the total causal effect decreases ($\delta < 0$) or increases ($\delta > 0$), compared with $\delta = 0$. In other words, outcome spillover amplifies the effects of treatment β and treatment spillover γ .
- The value added by outcome spillover δ to the indirect and total causal effects τ_I and τ_T is $(\beta + \gamma) a(\delta)$, which reveals that the effects of treatment β , treatment spillover γ , and outcome spillover δ are intertwined in the presence of outcome spillover ($\delta \neq 0$).

4.2. Ignoring dependence: asymptotic bias. The closed-form expressions for causal effects in Section 2 suggest that ignoring dependence among outcomes due to outcome spillover can bias causal conclusions, which suggests that causal inference should consider both treatment and outcome spillover. To demonstrate, we consider the household example described in Section 2, although we note that the main results in Sections 2 and 3 are considerably more general than the household example. Suppose that a joint probability model for $(\mathbf{X}, \mathbf{Y}, \mathbf{Z})$ generates dependent outcomes with conditional expectations

$$(3) \quad \mathbb{E}[Y_i | (\mathbf{X}, \mathbf{Y}_{-i}, \mathbf{Z}) = (\mathbf{x}, \mathbf{y}_{-i}, \mathbf{z})] = \beta x_i + \gamma x_{n(i)} z_{i,n(i)} + \delta y_{n(i)} z_{i,n(i)},$$

but investigators ignore the dependence among outcomes induced by outcome spillover and base causal conclusions on the misspecified model

$$\mathbb{E}[Y_i | (\mathbf{X}, \mathbf{Y}_{-i}, \mathbf{Z}) = (\mathbf{x}, \mathbf{y}_{-i}, \mathbf{z})] = \beta x_i + \gamma x_{n(i)} z_{i,n(i)}.$$

Under the data-generating model with $\delta \in (-1, +1) \setminus \{0\}$, the causal effects are

$$\begin{aligned} \tau_D(\beta, \gamma, \delta) &= (1 - \chi) \beta + \chi \frac{\beta + \gamma \delta}{1 - \delta^2} \\ \tau_T(\beta, \gamma, \delta) &= (\beta + \gamma) \left(1 + \chi \frac{\delta}{1 - \delta} \right). \end{aligned}$$

Under the misspecified model with $\delta = 0$, the causal effects

$$\begin{aligned} \tau_D(\beta, \gamma, \delta = 0) &= \beta \\ \tau_T(\beta, \gamma, \delta = 0) &= \beta + \gamma \end{aligned}$$

can be estimated by

$$\begin{aligned} \tau_D(\hat{\beta}^{OLS}, \hat{\gamma}^{OLS}, \delta = 0) &= \hat{\beta}^{OLS} \\ \tau_T(\hat{\beta}^{OLS}, \hat{\gamma}^{OLS}, \delta = 0) &= \hat{\beta}^{OLS} + \hat{\gamma}^{OLS}, \end{aligned}$$

where $\hat{\beta}^{OLS}$ and $\hat{\gamma}^{OLS}$ are Ordinary Least Squares (OLS) estimators of β and γ ,

$$\begin{pmatrix} \hat{\beta}^{OLS} \\ \hat{\gamma}^{OLS} \end{pmatrix} := (D(\mathbf{X}, \mathbf{Z})^\top D(\mathbf{X}, \mathbf{Z}))^{-1} D(\mathbf{X}, \mathbf{Z})^\top \mathbf{Y}.$$

Here, the $N \times 2$ matrix $D(\mathbf{X}, \mathbf{Z})$ has rows $(X_1, X_{n(1)} Z_{1,n(1)}), \dots, (X_N, X_{n(N)} Z_{N,n(N)})$.

While ignoring dependence among outcomes is convenient on computational and statistical grounds, ignoring dependence comes at a cost: asymptotic bias.

Proposition 1. Ignoring dependence: asymptotic bias. *Let $X_i \stackrel{iid}{\sim} \text{Bernoulli}(\pi)$, $Z_{i,j} \stackrel{ind}{\sim} \text{Bernoulli}(\chi_{i,j})$ with $\chi_{i,j} := \chi \in (0, 1)$ when $j = n(i)$ and $\chi_{i,j} := 0$ otherwise, and $\mathbf{Y} \mid (\mathbf{X}, \mathbf{Z}) = (\mathbf{x}, \mathbf{z})$ be dependent outcomes with conditional expectations*

$$\mathbb{E}[Y_i \mid (\mathbf{X}, \mathbf{Y}_{-i}, \mathbf{Z}) = (\mathbf{x}, \mathbf{y}_{-i}, \mathbf{z})] = \beta x_i + \gamma x_{n(i)} z_{i,n(i)} + \delta y_{n(i)} z_{i,n(i)},$$

where $\beta \in \mathbb{R}$, $\gamma \in \mathbb{R}$, and $\delta \in (-1, +1) \setminus \{0\}$. Suppose that the dependence among outcomes induced by outcome spillover is ignored and the causal effects $\tau_D(\beta, \gamma, \delta)$ and $\tau_T(\beta, \gamma, \delta)$ are estimated by $\tau_D(\hat{\beta}^{OLS}, \hat{\gamma}^{OLS}, \delta = 0)$ and $\tau_T(\hat{\beta}^{OLS}, \hat{\gamma}^{OLS}, \delta = 0)$, respectively. Then

$$\begin{aligned} & \mathbb{E} \left[\begin{pmatrix} \tau_D(\hat{\beta}^{OLS}, \hat{\gamma}^{OLS}, \delta = 0) \\ \tau_T(\hat{\beta}^{OLS}, \hat{\gamma}^{OLS}, \delta = 0) \end{pmatrix} \middle| (\mathbf{X}, \mathbf{Z}) \right] \\ & \xrightarrow{a.s.} \begin{pmatrix} \frac{(1-\chi)\beta}{1-\chi\pi^2} + \frac{\chi(1-\pi^2)}{(1-\chi\pi^2)(1-\delta^2)}(\beta + \gamma\delta) \\ \frac{(1-\chi)\beta}{1-\chi\pi^2} + \frac{(\beta + \gamma\delta)\chi(1-\pi^2) + (\gamma + \beta\delta)((1-\chi)\delta\pi + 1 - \chi\pi^2)}{(1-\chi\pi^2)(1-\delta^2)} \end{pmatrix} \text{ as } N \rightarrow \infty. \end{aligned}$$

A proof of Proposition 1 can be found in Supplement B.1 [6]. Proposition 1 reveals that ignoring dependence among outcomes due to outcome spillover induces asymptotic bias in causal effect estimators. We are not aware of mathematical results establishing asymptotic bias when dependence among outcomes due to outcome spillover is ignored, although other sources of bias have been studied in more restrictive scenarios: e.g., bias due to ignoring treatment spillover when potential outcomes $\mathbf{Y}(\cdot)$ and connections \mathbf{Z} are fixed, in which case outcomes cannot be dependent [e.g., 13].

The asymptotic bias of causal effect estimators established in Proposition 1 is supported by simulation results. To demonstrate, we generate treatment assignments $X_i \stackrel{iid}{\sim} \text{Bernoulli}(\pi)$ with $\pi = 0.8$ and connections $Z_{i,j} \stackrel{iid}{\sim} \text{Bernoulli}(\chi_{i,j})$ with $\chi_{i,j} = 0.8$ if i and j belong to the same household and $\chi_{i,j} := 0$ otherwise. Conditional on $(\mathbf{X}, \mathbf{Z}) = (\mathbf{x}, \mathbf{z})$, outcomes \mathbf{Y} are generated by a multivariate Gaussian with conditional means specified by Equation (3) and conditional variances of 1. We consider $\beta = 2$, $\gamma = 2$, and (a) $\delta = 0.8$ and (b) $\delta = -0.8$. Density plots of estimates $\tau_D(\hat{\beta}^{OLS}, \hat{\gamma}^{OLS}, \delta = 0)$ and $\tau_T(\hat{\beta}^{OLS}, \hat{\gamma}^{OLS}, \delta = 0)$ are presented in Figure 3. In scenario (a) $\tau_D(\beta, \gamma, \delta)$ is underestimated while $\tau_T(\beta, \gamma, \delta)$ is overestimated, whereas in scenario (b) $\tau_D(\beta, \gamma, \delta)$ is overestimated while $\tau_T(\beta, \gamma, \delta)$ is underestimated. As the number of units N increases, variability decreases while bias does not, demonstrating asymptotic bias when dependence among outcomes due to outcome spillover is ignored. These results underscore the importance of considering both treatment and outcome spillover.

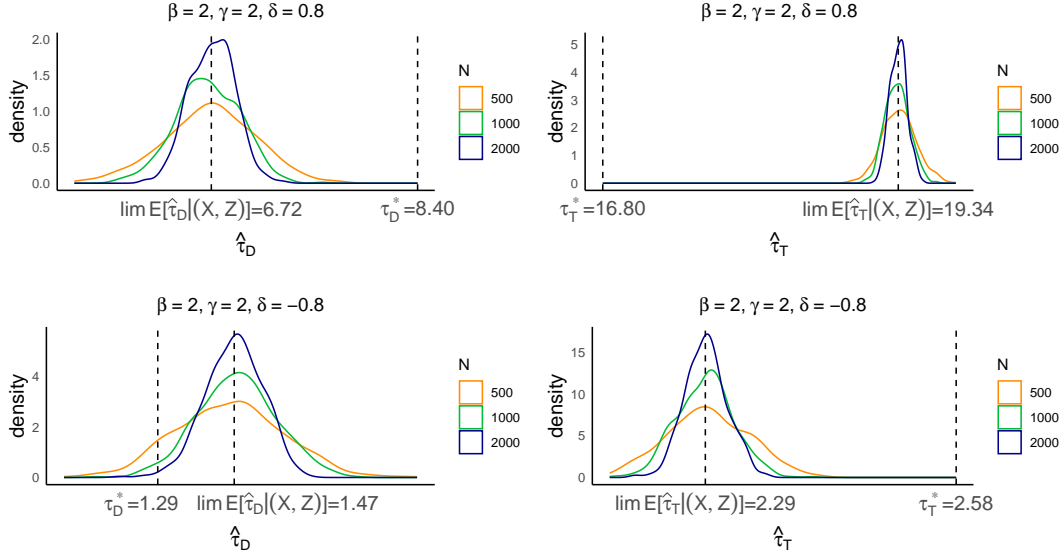


FIG 3. *Simulation results: Density plots of estimates $\hat{\tau}_D := \tau_D(\hat{\beta}^{OLS}, \hat{\gamma}^{OLS}, \delta = 0)$ and $\hat{\tau}_T := \tau_T(\hat{\beta}^{OLS}, \hat{\gamma}^{OLS}, \delta = 0)$ of causal effects $\tau_D := \tau_D(\beta, \gamma, \delta)$ and $\tau_T := \tau_T(\beta, \gamma, \delta)$ when the data-generating model induces dependence among outcomes due to outcome spillover ($\delta \neq 0$) but dependence is ignored, where $\lim \mathbb{E}[\hat{\tau}_D | (\mathbf{X}, \mathbf{Z})]$ and $\lim \mathbb{E}[\hat{\tau}_T | (\mathbf{X}, \mathbf{Z})]$ denote the almost-sure limits of $\mathbb{E}[\hat{\tau}_D | (\mathbf{X}, \mathbf{Z})]$ and $\mathbb{E}[\hat{\tau}_T | (\mathbf{X}, \mathbf{Z})]$ stated in Proposition 1.*

5. Causal effect estimators with rates of convergence based on dependent outcomes.

Closed-form expressions for causal effects facilitate estimation of causal effects along with rates of convergence, which are challenging and unavailable due to the dependence among outcomes induced by outcome spillover and collinearity issues. We first introduce causal effect estimators based on closed-form expressions of causal effects (Section 5.1), discuss technical challenges including dependence and collinearity issues (Section 5.2), characterize a high-probability subset of data that addresses these collinearity issues (Section 5.3), and establish rates of convergence for causal effect estimators based on a single observation of dependent outcomes (Section 5.4).

5.1. Estimating causal effects. Closed-form expressions for causal effects facilitate estimation of causal effects with rates of convergence when outcomes are dependent due to outcome spillover. Writing $\tau_D(\boldsymbol{\theta})$, $\tau_I(\boldsymbol{\theta})$, and $\tau_T(\boldsymbol{\theta})$ to emphasize that the causal effects are functions of a vector of model parameters $\boldsymbol{\theta}$, the causal effects $\tau_D(\boldsymbol{\theta})$, $\tau_I(\boldsymbol{\theta})$, and $\tau_T(\boldsymbol{\theta})$ can be estimated by $\tau_D(\hat{\boldsymbol{\theta}})$, $\tau_I(\hat{\boldsymbol{\theta}})$, and $\tau_T(\hat{\boldsymbol{\theta}})$ based on estimators $\hat{\boldsymbol{\theta}}$ of $\boldsymbol{\theta}$. Computing plug-in causal effect estimators in closed form does not require Monte Carlo or Markov chain Monte Carlo simulations, in contrast to existing causal effect estimators without closed-form expressions [e.g., 7, 11, 24, 35].

To estimate $\tau_D(\boldsymbol{\theta})$, $\tau_I(\boldsymbol{\theta})$, and $\tau_T(\boldsymbol{\theta})$, additional assumptions about the data-generating model are needed. First, let $X_i \stackrel{\text{iid}}{\sim} \text{Bernoulli}(\pi)$ and $Z_{i,j} \stackrel{\text{iid}}{\sim} \text{Bernoulli}(P_{i,j})$ with $\mathbb{E}[\mathbf{Z}] = \mathbf{P} = \rho_N \boldsymbol{\Xi} \boldsymbol{\Xi}^\top$. Second, assume that the conditional distribution of Y_i is Gaussian with mean

$$(4) \quad \mathbb{E}[Y_i | (\mathbf{X}, \mathbf{Y}_{-i}, \mathbf{Z}) = (\mathbf{x}, \mathbf{y}_{-i}, \mathbf{z})] := \beta x_i + \gamma \frac{\sum_{j=1}^N x_j z_{i,j}}{\sum_{j=1}^N z_{i,j}} + \delta c_N(\mathbf{z}) \sum_{j=1}^N y_j z_{i,j},$$

and variance $\kappa^2 \in (0, +\infty)$. Lemma 5 in Supplement C.5 [6] shows that when $|\delta| < 1$ and $c_N(\mathbf{Z}) \leq 1/\|\mathbf{Z}\|_2$, $\mathbf{Y} | (\mathbf{X}, \mathbf{Z}) = (\mathbf{x}, \mathbf{z})$ is multivariate Gaussian with mean vector

$\boldsymbol{\mu}(\mathbf{x}, \mathbf{z}) := (\mathbf{I}_N - \delta c_N(\mathbf{z}) \mathbf{z})^{-1} \mathbf{D}(\mathbf{x}, \mathbf{z}) \boldsymbol{\Psi}$ and precision matrix $\boldsymbol{\Omega}(\mathbf{x}, \mathbf{z}) := (1/\kappa^2) (\mathbf{I}_N - \delta c_N(\mathbf{z}) \mathbf{z})$, where $\boldsymbol{\Psi} := (\beta, \gamma)^\top \in \mathbb{R}^2$ and $\mathbf{D}(\mathbf{x}, \mathbf{z})$ is a $N \times 2$ matrix with i -th row

$$(\mathbf{D}(\mathbf{x}, \mathbf{z}))_{i,\cdot} := \left(x_i, \frac{\sum_{j=1}^N x_j z_{i,j}}{\sum_{j=1}^N z_{i,j}} \right), \quad i = 1, \dots, N.$$

Multivariate Gaussians are widely used in the analysis of dependent data, as demonstrated by Gaussian Markov random fields, Gaussian processes, and vector-autoregressive processes. The conditional independence structure of $\mathbf{Y} \mid (\mathbf{X}, \mathbf{Z}) = (\mathbf{x}, \mathbf{z})$ can be represented by a Gaussian Markov random field [30], which is an important special case of a Markov random field or undirected graphical model [30] and can be viewed as a generalization of linear models for dependent outcomes [14]. We estimate the data-generating parameter vector $(\boldsymbol{\theta}^*, \kappa^{*2})$ of the Gaussian Markov random field based on a single observation of dependent outcomes $\mathbf{Y} \mid (\mathbf{X}, \mathbf{Z}) = (\mathbf{x}, \mathbf{z})$ by its maximum likelihood estimator

$$(\hat{\boldsymbol{\theta}}, \hat{\kappa}^2) := \{(\boldsymbol{\theta}, \kappa^2) \in \boldsymbol{\Theta} \times (0, +\infty) : \|\nabla_{\boldsymbol{\theta}, \kappa^2} \ell(\boldsymbol{\theta}, \kappa^2)\|_2 = 0\},$$

where $\ell(\boldsymbol{\theta}, \kappa^2)$ is the likelihood function stated in Supplement B [6].

The function $a(\delta^*)$ can be estimated by spectral methods, and δ^* can be replaced by its maximum likelihood estimator $\hat{\delta}$. Let $\hat{\Xi}$ be a $N \times K$ matrix containing the K leading eigenvectors of \mathbf{Z} , let $\hat{\lambda}_1 \geq \dots \geq \hat{\lambda}_K$ be the corresponding leading eigenvalues, and define $\mathbf{T} := \sqrt{\rho_N} \Xi$. By the definition of the function $a(\delta^*)$ and the matrix \mathbf{T} , the function $a(\delta^*)$ can be expressed in terms of \mathbf{T} as

$$a(\delta^*) := \delta^* \lim_{N \rightarrow \infty} \frac{1}{N} (\mathbf{1}_N^\top \mathbf{T}) \left(\|\mathbf{T}\|_2^2 \mathbf{I}_K - \delta \mathbf{T}^\top \mathbf{T} \right)^{-1} (\mathbf{T}^\top \mathbf{1}_N).$$

Since \mathbf{T} can be estimated (up to an orthogonal transformation) by

$$(5) \quad \hat{\mathbf{T}} := \hat{\Xi} \text{diag} \left(\sqrt{|\hat{\lambda}_1|}, \dots, \sqrt{|\hat{\lambda}_K|} \right),$$

we can estimate $a(\delta^*)$ by the spectral estimator

$$(6) \quad \hat{a}(\hat{\delta}) := \frac{\hat{\delta}}{N} (\mathbf{1}_N^\top \hat{\mathbf{T}}) \left(\|\hat{\mathbf{T}}\|_2^2 \mathbf{I}_K - \hat{\delta} \hat{\mathbf{T}}^\top \hat{\mathbf{T}} \right)^{-1} (\hat{\mathbf{T}}^\top \mathbf{1}_N).$$

Upon estimating $\boldsymbol{\theta}^* := (\beta^*, \gamma^*, \delta^*)^\top$ by $\hat{\boldsymbol{\theta}} := (\hat{\beta}, \hat{\gamma}, \hat{\delta})^\top$ and $a(\delta^*)$ by $\hat{a}(\hat{\delta})$, the direct and indirect causal effects $\tau_D(\boldsymbol{\theta}^*)$ and $\tau_I(\boldsymbol{\theta}^*)$ can be estimated by

$$\begin{aligned} \tau_D(\hat{\boldsymbol{\theta}}) &:= \hat{\beta} \\ \tau_I(\hat{\boldsymbol{\theta}}) &:= \hat{\gamma} + (\hat{\beta} + \hat{\gamma}) \hat{a}(\hat{\delta}). \end{aligned}$$

We discuss scalable computation of causal effect estimators based on low-rank approximations of the likelihood function in Section 6, which do not require Monte Carlo or Markov chain Monte Carlo simulations in contrast to existing work [e.g., 7, 11, 24, 35].

5.2. Technical challenges: dependence and collinearity issues. While based on Gaussian Markov random fields, rates of convergence for causal effect estimators in the presence of outcome spillover are challenging and unavailable, for at least four reasons. First, the mean vector and covariance matrix of the multivariate Gaussian are nonlinear functions of $\boldsymbol{\theta}^*$ (Lemma 5 in the supplement [6]) and the causal effects are nonlinear functions of $NK + 3$ parameters $\boldsymbol{\theta}^*$ and Ξ (Corollaries 1, 2, and 3). Second, outcome spillover induces dependence among outcomes, so causal effects are estimated based on a single observation of dependent

outcomes. Third, causal effects cannot be estimated from all possible combinations of treatment assignments, outcomes, and connections: e.g., when none of the units is assigned to the treatment group, the weights β^* and γ^* do not show up in the likelihood function and hence causal effects cannot be estimated. Fourth, there are collinearity issues: e.g., if the degrees of units are all equal, the information matrix becomes nearly singular for large N . We address these challenges by controlling dependence and characterizing a high-probability subset of data that addresses these collinearity issues and paves the way for rates of convergence.

Lastly, note that the models in Section 5 differ from linear-in-means models in economics, which make different assumptions about scaling constants and errors, and assume that the interference graph \mathbf{Z} is non-random. We do not have the same identifiability issues as linear-in-means models: The low-rank interference graphs and the high-probability subset of data (\mathbf{X}, \mathbf{Z}) constructed Section 5.3 address all identifiability and collinearity issues, and we go beyond identifiability by establishing consistency and rates of convergence in Section 5.4.

5.3. Characterizing high-probability subset of data addressing collinearity issues. To characterize a high-probability subset of data (\mathbf{X}, \mathbf{Z}) that addresses the collinearity issues discussed in Section 5.2, let $\mathbf{H}(\mathbf{x}, \mathbf{z})$ be the projection matrix onto the column space of $\mathbf{D}(\mathbf{x}, \mathbf{z})$. Consider the following events:

$$\begin{aligned} \mathcal{A}_{1,N} &:= \left\{ (\mathbf{x}, \mathbf{z}) \in \mathcal{X} \times \mathcal{Z} : \sum_{j=1}^N z_{i,j} \geq p_{\min} \left(1 - \sqrt{\frac{6}{p_{\min} D}} \right) N \rho_N \text{ for all } i \in \{1, \dots, N\} \right. \\ &\quad \left. \text{and } \|\mathbf{z} - \mathbf{P}\|_2 \leq l \sqrt{N \rho_N} \text{ holds for some } l \in (0, +\infty) \right\} \\ \mathcal{A}_{2,N} &:= \left\{ (\mathbf{x}, \mathbf{z}) \in \mathcal{X} \times \mathcal{Z} : \left| \frac{\sum_{j=1}^N x_j z_{i,j}}{\sum_{j=1}^N z_{i,j}} - \pi \right| \leq \sqrt{\frac{3 \log N}{\sum_{j=1}^N z_{i,j}}} \text{ for all } i \in \{1, \dots, N\} \right\} \\ \mathcal{A}_{3,N} &:= \left\{ (\mathbf{x}, \mathbf{z}) \in \mathcal{X} \times \mathcal{Z} : \|(\mathbf{I}_N - \mathbf{H}(\mathbf{x}, \mathbf{z})) \mathbf{P} \mathbf{v}\|_2 \geq \frac{1 - e^*}{2} \|\mathbf{P} \mathbf{v}\|_2 \text{ holds for all } \mathbf{v} \in \mathbb{R}^N \right. \\ &\quad \left. \text{and for some } e^* \in (0, 1) \right\}. \end{aligned}$$

The events $\mathcal{A}_{1,N}$ and $\mathcal{A}_{2,N}$ occur with high probability by standard concentration inequalities for Bernoulli random variables. The event $\mathcal{A}_{3,N}$ helps avoid singularity of the information matrix and occurs when the column space of $\mathbf{P} := \mathbb{E}(\mathbf{Z})$ is not too close to the column space of $\mathbf{D}(\mathbf{X}, \mathbf{Z})$: e.g., if the interference graph is generated by a rank-one model so that the column space of \mathbf{P} is spanned by a vector Ξ , the event $\mathcal{A}_{3,N}$ occurs with high probability provided there is enough variation among the coordinates Ξ_1, \dots, Ξ_N of Ξ , i.e., the interference graph exhibits degree heterogeneity. Degree heterogeneity is a reasonable requirement, because many real-world networks exhibit degree heterogeneity.

To demonstrate that the event $\mathcal{A}_N := \bigcap_{k=1}^3 \mathcal{A}_{k,N}$ addresses the mentioned collinearity issues, we establish a bound on the spectral norm of the inverse Fisher information matrix

$$\mathcal{I}(\boldsymbol{\eta}(\boldsymbol{\theta}, \kappa^2)) := -\mathbb{E}_{\boldsymbol{\eta}(\boldsymbol{\theta}, \kappa^2)} \left[\nabla_{\boldsymbol{\eta}(\boldsymbol{\theta}, \kappa^2)}^2 \ell(\boldsymbol{\theta}, \kappa^2) \mid (\mathbf{X}, \mathbf{Z}) = (\mathbf{x}, \mathbf{z}) \right],$$

where $\boldsymbol{\eta}(\boldsymbol{\theta}, \kappa^2) := (\beta/\kappa^2, \gamma/\kappa^2, \delta/\kappa^2, 1/\kappa^2)^\top$ is the natural parameter of the multivariate Gaussian density of $\mathbf{Y} \mid (\mathbf{X}, \mathbf{Z}) = (\mathbf{x}, \mathbf{z})$ (see Supplement B [6]).

Lemma 1. In the event $(\mathbf{X}, \mathbf{Z}) \in \mathcal{A}_N$, the information matrix is nonsingular. Assume that $X_i \stackrel{iid}{\sim} \text{Bernoulli}(\pi)$, $Z_{i,j} \stackrel{ind}{\sim} \text{Bernoulli}(P_{i,j})$ with $P_{i,j} := \rho_N \Xi_i^\top \Xi_j$,

$\mathbf{Y} \mid (\mathbf{X}, \mathbf{Z}) = (\mathbf{x}, \mathbf{z})$ is generated by a Gaussian Markov random field with parameters $\boldsymbol{\theta} \in \boldsymbol{\Theta}$ and $\kappa^2 \in (0, +\infty)$, and Conditions 1–3 are satisfied. If $(\mathbf{X}, \mathbf{Z}) \in \mathcal{A}_N$, $\beta + \gamma \neq 0$, and the constant D in Condition 3 satisfies

$$D \geq \max \left\{ \frac{1536(1+2\pi)^2}{p_{\min} \pi^6 (1-\pi)^2}, \frac{96(|\beta| + 2\|\boldsymbol{\Psi}\|_2 / \sqrt{p_{\min}})^2}{\pi^2 p_{\min}^2} \right\},$$

then $\mathcal{I}(\boldsymbol{\eta}(\boldsymbol{\theta}, \kappa^2))$ is invertible at $\boldsymbol{\eta}(\boldsymbol{\theta}, \kappa^2)$ and there exists a constant $L(\boldsymbol{\theta}, \kappa^2) > 0$, which depends on $\boldsymbol{\theta}$ and κ^2 but does not depend on N , such that

$$\|\mathcal{I}(\boldsymbol{\eta}(\boldsymbol{\theta}, \kappa^2))^{-1}\|_2 \leq L(\boldsymbol{\theta}, \kappa^2) \frac{1}{c_N(\mathbf{Z})^2 N (N\rho_N)^2}.$$

Lemma 1 is proved in Supplement C.1 [6]. Lemma 1 conditions on the event $(\mathbf{X}, \mathbf{Z}) \in \mathcal{A}_N$. We show in Proposition 2 that the event $(\mathbf{X}, \mathbf{Z}) \in \mathcal{A}_N$ occurs with high probability provided an additional condition is satisfied:

Condition 4. *There exists a constant $p^* \in (0, 1)$, independent of N , so that $(\mathbf{1}_N^\top \mathbf{u})^2 / N \leq p^*$ for all unit vectors \mathbf{u} in the column space of \mathbf{P} .*

Condition 4 implies that the constant vector is not too close to the column space of \mathbf{P} . If the rank of \mathbf{P} is $K = 1$, Condition 4 holds if $\sum_{i=1}^N (\Xi_i - (1/N) \sum_{j=1}^N \Xi_j)^2 / \|\boldsymbol{\Xi}\|_2^2$ is bounded away from 0, which implies that the interference graph \mathbf{Z} exhibits degree heterogeneity. Under Conditions 3 and 4, the event $(\mathbf{X}, \mathbf{Z}) \in \mathcal{A}_N$ occurs with high probability:

Proposition 2. *The event $(\mathbf{X}, \mathbf{Z}) \in \mathcal{A}_N$ occurs with high probability. Assume that $X_i \stackrel{iid}{\sim} \text{Bernoulli}(\pi)$ and $Z_{i,j} \stackrel{iid}{\sim} \text{Bernoulli}(P_{i,j})$ with $P_{i,j} := \rho_N \boldsymbol{\Xi}_i^\top \boldsymbol{\Xi}_j$ satisfy Conditions 3 and 4 with $D \geq 96(1 + 2\sqrt{2})^2 / (p_{\min}(1 - \sqrt{(1+p^*)/2})^2 \pi^3 (1 - \pi))$ and $e^* := \sqrt{(1+p^*)/2}$. Then the event $(\mathbf{X}, \mathbf{Z}) \in \mathcal{A}_N$ occurs with probability at least $1 - 18/N^2$ provided N is large enough.*

Proposition 2 is proved in Supplement B.2 [6].

5.4. Rates of convergence. Having characterized a high-probability subset of data $(\mathbf{X}, \mathbf{Z}) \in \mathcal{A}_N$ that addresses the collinearity issues discussed in Section 5.2, we establish rates of convergence for $\tau_D(\hat{\boldsymbol{\theta}})$ and $\tau_I(\hat{\boldsymbol{\theta}})$ under two additional conditions.

Condition 5. *The data-generating parameter vector $\boldsymbol{\theta}^*$ satisfies $\beta^* + \gamma^* \neq 0$ and $\delta^* \in (-1, +1)$, and the scaling constant $c_N(\mathbf{Z})$ is $c_N(\mathbf{Z}) := (1/\|\mathbf{Z}\|_2) \mathbb{I}(\|\mathbf{Z}\|_2 > 0)$.*

Condition 6. *There exists a constant $C(\delta^*) > 0$, which depends on $\delta^* \in (-1, +1)$ but does not depend on N , such that $|a_N(\delta^*) - a(\delta^*)| \leq C(\delta^*) \sqrt{(\log N)/(N\rho_N)}$ for all large enough N , where $a_N(\delta^*)$ is the finite-population approximation of $a(\delta^*)$ defined by*

$$a_N(\delta^*) := \frac{\delta^*}{N} (\mathbf{1}_N^\top \mathbf{T}) \left(\|\mathbf{T}\|_2^2 \mathbf{I}_K - \delta^* \mathbf{T}^\top \mathbf{T} \right)^{-1} (\mathbf{T}^\top \mathbf{1}_N).$$

Condition 5 rules out the trivial case $\beta^* + \gamma^* = 0$, in which case the total causal effect $\tau_T(\boldsymbol{\theta}^*)$ vanishes by Corollary 1, and ensures that the conditional distribution of $\mathbf{Y} \mid (\mathbf{X}, \mathbf{Z}) = (\mathbf{x}, \mathbf{z})$ is multivariate Gaussian by Lemma 5 in Supplement C.5 [6]. Condition 6 helps bound $\hat{a}(\hat{\delta}) - a(\delta^*)$, which can be decomposed into three parts: $\hat{a}(\hat{\delta}) - a_N(\hat{\delta})$,

$a_N(\hat{\delta}) - a_N(\delta^*)$, and $a_N(\delta^*) - a(\delta^*)$. Condition 6 controls the third part, $a_N(\delta^*) - a(\delta^*)$. Condition 6 can be verified in special cases, such as rank-one interference graphs:

Proposition 3. Condition 6 holds with high probability. *Let $Z_{i,j} \stackrel{\text{ind}}{\sim} \text{Bernoulli}(P_{i,j})$ and $P_{i,j} := \rho_N U_i U_j$ ($\rho_N \in [0, 1]$, $U_i \in [0, 1]$, $U_j \in [0, 1]$) satisfy Condition 3. Assume that U_1, \dots, U_N are independent and identically distributed Subgaussian random variables. Then Condition 6 holds with probability at least $1 - 4/N^2$ provided N is large enough.*

Proposition 3 is proved in Supplement B.3 [6]. Under Conditions 1–6, we establish rates of convergence for the causal effect estimators $\tau_D(\hat{\theta})$ and $\tau_I(\hat{\theta})$ based on a single observation of dependent outcomes $\mathbf{Y} \mid (\mathbf{X}, \mathbf{Z}) = (\mathbf{x}, \mathbf{z})$.

Theorem 4. Rates of convergence for causal effects estimators under dependence. *Let treatment assignments and connections (\mathbf{X}, \mathbf{Z}) be generated by a probability law satisfying the assumptions of Proposition 2 and dependent outcomes $\mathbf{Y} \mid (\mathbf{X}, \mathbf{Z}) = (\mathbf{x}, \mathbf{z})$ be generated by a Gaussian Markov random field with parameters $\theta^* \in \Theta$ and $\kappa^{*2} \in (0, +\infty)$. If Conditions 1–6 hold, there exist constants $C_D(\theta^*, \kappa^{*2}) > 0$ and $C_I(\theta^*, \kappa^{*2}) > 0$, which depend on θ^* and κ^{*2} but do not depend on N , and a constant $C > 0$, independent of N , such that*

$$\begin{aligned} |\tau_D(\hat{\theta}) - \tau_D(\theta^*)| &\leq C_D(\theta^*, \kappa^{*2}) \sqrt{\frac{\log N}{N}} \\ |\tau_I(\hat{\theta}) - \tau_I(\theta^*)| &\leq C_I(\theta^*, \kappa^{*2}) \sqrt{\frac{\log N}{N \rho_N}} \end{aligned}$$

with probability at least $1 - C/N^2$ provided N is large enough.

The convergence rate of the estimator $\tau_T(\hat{\theta})$ of the total causal effect $\tau_T(\theta^*)$ follows from the triangle inequality. A proof of Theorem 4 can be found in Supplement B.6 [6]. The proof of Theorem 4 tackles the two main issues that have impeded the establishment of convergence rates in the presence of outcome spillover: dependence and collinearity (see Section 5.2). The dependence among outcomes induced by outcome spillover is addressed by controlling dependence using “mean-field conditions.” Mean-field conditions constrain the “budget for interaction” available to units and are used in the applied probability literature on Ising models, Markov random fields, and other canonical models for dependent random variables. Theorem 4 constrains the “budget for interaction” available to unit i by scaling the treatment and outcome spillover terms using $1 / \sum_{j=1}^N Z_{i,j}$ and $1 / \|\mathbf{Z}\|_2$, respectively. The collinearity issues are addressed by characterizing a high-probability subset of data that paves the way for causal inference without collinearity issues, as explained in Sections 5.2 and 5.3.

Interpretation. Theorem 4 shows that the convergence rate for the estimator $\tau_D(\hat{\theta})$ of the direct causal effect $\tau_D(\theta^*)$ depends on N , whereas the convergence rate for the estimator $\tau_I(\hat{\theta})$ of the indirect causal effect $\tau_I(\theta^*)$ depends on both N and ρ_N . The sparsity parameter ρ_N controls the expected number of channels available for treatment and outcome spillover: The higher ρ_N is, the higher is expected number of channels available for spillover, which helps estimate the indirect causal effect $\tau_I(\theta^*)$ arising from treatment and outcome spillover.

Comparison. To the best of our knowledge, Theorem 4 provides the first convergence rates for causal effect estimators in the presence of outcome spillover. While some works offer consistency results and convergence rates for estimators of parameters [e.g., 7, 35] or consistency results for causal effect estimators [e.g., 7], none of them provides convergence

rates for causal effect estimators in the presence of outcome spillover: e.g., Tchetgen Tchetgen, Fulcher and Shpitser [35] report consistency results and convergence rates for estimators of parameters, but do not provide consistency results and convergence rates for causal effect estimators. The model of Bhattacharya and Sen [7] specified in Equation (1) in Section 1 makes the implicit assumption that the weight of the outcome spillover effect is known, which facilitates consistency results for causal effect estimators. That said, even under the assumption that the weight of the outcome spillover effect is known, Bhattacharya and Sen [7] do not provide convergence rates for causal effect estimators. Other works do not provide theoretical guarantees [e.g., 11, 24] or assume that there is no outcome spillover [e.g., 22], in which case outcomes are independent conditional on treatment assignments.

6. Computational considerations. The causal effect estimators $\tau_D(\hat{\theta})$ and $\tau_I(\hat{\theta})$ introduced in Section 5 are based on the maximum likelihood estimator $\hat{\theta}$ of θ^* and the spectral estimator $\hat{a}(\hat{\delta})$ of $a(\delta^*)$. We introduce more scalable estimators by approximating the maximum likelihood estimator $\hat{\theta}$. The approximate maximum likelihood estimator is based on low-rank approximations of the likelihood. As a case in point, we consider rank-one approximations of the likelihood, which assume that the rank of $\mathbb{E}(\mathbf{Z}) = \mathbf{P}$ is $K = 1$. Higher-rank approximations of the likelihood are possible, but come at a computational cost. The simulation results in Section 7 demonstrate that rank-one approximations perform well, which suggests that the added value of higher-rank approximations is limited.

The computational bottleneck of likelihood inference is the precision matrix $\Omega(\mathbf{x}, \mathbf{z}) := (1/\kappa^2) (\mathbf{I}_N - \delta c_N(\mathbf{z}) \mathbf{z})$ of the multivariate Gaussian density of $\mathbf{Y} \mid (\mathbf{X}, \mathbf{Z}) = (\mathbf{x}, \mathbf{z})$. If N is large, computing the determinant and inverse of the $N \times N$ matrix $\mathbf{I}_N - \delta c_N(\mathbf{z}) \mathbf{z}$ is inconvenient. We propose low-rank approximations of the likelihood to avoid the need to compute the determinant and inverse of $\mathbf{I}_N - \delta c_N(\mathbf{z}) \mathbf{z}$, taking advantage of low-rank interference graphs \mathbf{Z} . Let $\mathbf{T} := \sqrt{\rho_N} \Xi$ and $c_N(\mathbf{Z}) := (1/\|\mathbf{Z}\|_2) \mathbb{I}(\|\mathbf{Z}\|_2 > 0)$. Since $M(\delta, \mathbf{Z})$ concentrates around $M(\delta, \mathbf{P})$ as demonstrated in the proof of Corollary 1 in Supplement A.2 [6], the Sherman-Morrison formula suggests the approximations

$$(\mathbf{I}_N - \delta c_N(\mathbf{Z}) \mathbf{Z})^{-1} \approx (\mathbf{I}_N - \delta c_N(\mathbf{P}) \mathbf{P})^{-1} = \mathbf{I}_N + \frac{\delta \mathbf{T} \mathbf{T}^\top}{(1 - \delta) \mathbf{T}^\top \mathbf{T}}$$

$$\det(\mathbf{I}_N - \delta c_N(\mathbf{Z}) \mathbf{Z}) \approx \det(\mathbf{I}_N - \delta c_N(\mathbf{P}) \mathbf{P}) = \det\left(\mathbf{I}_N - \frac{\delta \mathbf{T} \mathbf{T}^\top}{\mathbf{T}^\top \mathbf{T}}\right) = 1 - \delta.$$

If \mathbf{T} is estimated by the spectral estimator $\hat{\mathbf{T}}$ stated in Equation (5), one can compute the inner and outer product of $\hat{\mathbf{T}}$ and update the inverse of $\mathbf{I}_N - \delta c_N(\mathbf{P}) \mathbf{P}$ whenever δ is updated. The resulting approximation of the loglikelihood is

$$\begin{aligned} \tilde{\ell}(\theta, \kappa^2) := & -\frac{N}{2} \log(\kappa^2) + \frac{1}{2} \log(1 - \delta) - \frac{1}{2\kappa^2} \Psi^\top \mathbf{D}(\mathbf{x}, \mathbf{z})^\top \mathbf{D}(\mathbf{x}, \mathbf{z}) \Psi - \frac{1}{2\kappa^2} \mathbf{y}^\top \mathbf{y} \\ & - \frac{1}{2\kappa^2} \frac{\delta (\Psi^\top \mathbf{D}(\mathbf{x}, \mathbf{z})^\top \mathbf{T})^2}{(1 - \delta) \mathbf{T}^\top \mathbf{T}} + \frac{c_N(\mathbf{z}) \delta}{2\kappa^2} \mathbf{y}^\top \mathbf{z} \mathbf{y} + \frac{\Psi^\top}{\kappa^2} \mathbf{D}(\mathbf{x}, \mathbf{z})^\top \mathbf{y}, \end{aligned}$$

where $\Psi := (\beta, \gamma)^\top$. We maximize $\tilde{\ell}(\theta, \kappa^2)$ in three steps detailed in Supplement D [6].

7. Simulation results. We shed light onto the finite-sample behavior of causal effect estimators $\tau_D(\hat{\theta})$ and $\tau_I(\hat{\theta})$, where $\hat{\theta}$ is the approximate maximum likelihood estimator of θ^* based on rank-one approximations of the likelihood described in Section 6. We compare $\tau_D(\hat{\theta})$ and $\tau_I(\hat{\theta})$ to the Hajek-estimator $\hat{\tau}_D^{\text{HAJ}}$ of the direct causal effect and the PC-balancing

estimator $\hat{\tau}_I^{\text{PC}}$ of the indirect causal effect defined in Li and Wager [22]. While [22] focus on scenarios with treatment spillover but without outcome spillover ($\delta = 0$), the estimators of [22] provide the best benchmark, because [22] consider real-valued outcomes $Y_i \in \mathbb{R}$ and a random interference graph \mathbf{Z} , which dovetails with the assumptions in Section 5. Direct comparisons with other approaches are problematic, because most of them assume that outcomes Y_i are uniformly bounded, which we do not assume.

We generate data in three steps. First, we generate treatment assignments \mathbf{X} by simulating $X_i \stackrel{\text{iid}}{\sim} \text{Bernoulli}(\pi)$ using $\pi = 2/5$. Second, we generate connections \mathbf{Z} by simulating $Z_{i,j} \stackrel{\text{iid}}{\sim} \text{Bernoulli}(P_{i,j})$ using $P_{i,j} = \rho_N U_i U_j$ and $U_i \stackrel{\text{iid}}{\sim} \text{Beta}(1, 3)$ ($i = 1, \dots, N$), which induces long-tailed distributions that emulate the degree distributions of real-world networks and implies $\nu_1^2/\nu_2 = 0.625$. The sparsity parameter is $\rho_N = 1$ in the dense-graph scenario and $\rho_N = N^{-2/5}$ in the sparse-graph scenario. Third, conditional on $(\mathbf{X}, \mathbf{Z}) = (\mathbf{x}, \mathbf{z})$, we generate outcomes \mathbf{Y} from a multivariate Gaussian with mean vector $\boldsymbol{\mu}(\mathbf{x}, \mathbf{z})$ and precision matrix $\boldsymbol{\Omega}(\mathbf{x}, \mathbf{z})$ defined in Section 5. We consider three scenarios:

- Scenario A: treatment spillover, without outcome spillover: $\tau_D(\boldsymbol{\theta}^*) = \beta^* = 1$, $\gamma^* = 1$, $\delta^* = 0$, $\kappa^{*2} = 1$, and $\tau_I(\boldsymbol{\theta}^*) = 1$.
- Scenario B: outcome spillover, without treatment spillover: $\tau_D(\boldsymbol{\theta}^*) = \beta^* = 1$, $\gamma^* = 0$, $\delta^* = 1/2$, $\kappa^{*2} = 1$, and $\tau_I(\boldsymbol{\theta}^*) = 0.625$.
- Scenario C: both treatment and outcome spillover: $\tau_D(\boldsymbol{\theta}^*) = \beta^* = 1$, $\gamma^* = 1$, $\delta^* = 1/2$, $\kappa^{*2} = 1$, and $\tau_I(\boldsymbol{\theta}^*) = 2.25$.

We generate 500 replications in each scenario. The results are shown in Tables 1–3 in Supplement E [6]. Both $\tau_D(\hat{\boldsymbol{\theta}})$ and $\hat{\tau}_D^{\text{HAJ}}$ recover the direct causal effect $\tau_D(\boldsymbol{\theta}^*)$. By contrast, $\tau_I(\hat{\boldsymbol{\theta}})$ outperforms $\hat{\tau}_I^{\text{PC}}$. Worse, $\hat{\tau}_I^{\text{PC}}$ exhibits strong bias when there is outcome spillover: e.g., in the absence of treatment spillover ($\gamma^* = 0$) and the presence of outcome spillover ($\delta^* = 1/2$), $\hat{\tau}_I^{\text{PC}}$ suggests that there is no indirect causal effect, because the estimates cluster around 0. The bias of $\hat{\tau}_I^{\text{PC}}$ stems from misspecification: It estimates the effect of treatment spillover $\gamma^* = 0$, while omitting the value $(\beta^* + \gamma^*)a(\delta^*) = 0.625$ added by outcome spillover to $\tau_I(\boldsymbol{\theta}^*)$. By contrast, the mean of $\tau_I(\hat{\boldsymbol{\theta}})$ is close to $\tau_I(\boldsymbol{\theta}^*) = 0.625$ and its variance is small.

8. Proofs of theoretical results.

We prove Theorems 1 and 2 stated in Section 2.

Proof of Theorem 1.1. To show that the direct causal effect τ_D is identified, note that

$$\begin{aligned}
 \tau_D &:= \lim_{N \rightarrow \infty} \frac{1}{N} \sum_{i=1}^N \mathbb{E}[Y_i(X_i = 1, \mathbf{X}_{-i}) - Y_i(X_i = 0, \mathbf{X}_{-i})] \\
 &= \lim_{N \rightarrow \infty} \frac{1}{N} \sum_{i=1}^N \mathbb{E}_{\mathcal{X}}[\mathbb{E}_{y(\cdot), \mathbf{Z}}[Y_i(X_i = 1, \mathbf{X}_{-i}) - Y_i(X_i = 0, \mathbf{X}_{-i})]] \\
 &= \lim_{N \rightarrow \infty} \frac{1}{N} \sum_{i=1}^N \mathbb{E}_{\mathcal{X}}[\mathbb{E}_{y, \mathbf{Z} | \mathbf{x}}[Y_i | X_i = 1, \mathbf{X}_{-i}] - \mathbb{E}_{y, \mathbf{Z} | \mathbf{x}}[Y_i | X_i = 0, \mathbf{X}_{-i}]] \\
 &= \lim_{N \rightarrow \infty} \frac{1}{N} \sum_{i=1}^N \mathbb{E}_{\mathcal{X}, \mathbf{Z}}[\mathbb{E}_{y | \mathbf{x}, \mathbf{Z}}[Y_i | X_i = 1, \mathbf{X}_{-i}, \mathbf{Z}] - \mathbb{E}_{y | \mathbf{x}, \mathbf{Z}}[Y_i | X_i = 0, \mathbf{X}_{-i}, \mathbf{Z}]] \\
 &= \lim_{N \rightarrow \infty} \frac{1}{N} \sum_{i=1}^N \mathbb{E}[\mu_i(X_i = 1, \mathbf{X}_{-i}, \mathbf{Z}) - \mu_i(X_i = 0, \mathbf{X}_{-i}, \mathbf{Z})].
 \end{aligned}$$

The second and third line follow from Condition 1: Ignorability implies that the treatment assignments \mathbf{X} are independent of the potential outcomes $\{\mathbf{Y}(\mathbf{x}) : \mathbf{x} \in \{0, 1\}^N\}$ and

the expectation of $Y_i(X_i = x_i, \mathbf{X}_{-i} = \mathbf{x}_{-i})$ is the same as the conditional expectation of $Y_i \mid (X_i, \mathbf{X}_{-i}) = (x_i, \mathbf{x}_{-i})$; and weak positivity ensures that we can condition on \mathbf{X} on the third line. A related argument shows that the total causal effect τ_T is identified:

$$\tau_T = \lim_{N \rightarrow \infty} \frac{1}{N} \sum_{i=1}^N \sum_{j=1}^N \mathbb{E}[\mu_j(X_i = 1, \mathbf{X}_{-i}, \mathbf{Z}) - \mu_j(X_i = 0, \mathbf{X}_{-i}, \mathbf{Z})].$$

The indirect causal effect τ_I is identified because $\tau_I = \tau_T - \tau_D$ by definition of τ_T . \square

Proof of Theorem 1.2. By Lemma 2 in Supplement C.2 [6], the mean vector $\boldsymbol{\mu}(\mathbf{x}, \mathbf{z})$ is

$$\boldsymbol{\mu}(\mathbf{x}, \mathbf{z}) := \mathbb{E}[\mathbf{Y} \mid (\mathbf{X}, \mathbf{Z}) = (\mathbf{x}, \mathbf{z})] = \mathbf{M}(\delta, \mathbf{z}) \mathbf{D}(\mathbf{x}, \mathbf{z}) \boldsymbol{\Psi},$$

where $\mathbf{M}(\delta, \mathbf{z}) := (\mathbf{I}_N - \delta \mathbf{C}_N(\mathbf{z}) \mathbf{z})^{-1}$ and $\boldsymbol{\Psi} := (\beta, \gamma)^\top$. For any given i , the j -th element of $(\mathbf{D}(X_i = 1, \mathbf{X}_{-i}, \mathbf{Z}) - \mathbf{D}(X_i = 0, \mathbf{X}_{-i}, \mathbf{Z})) \boldsymbol{\Psi}$ is

$$(7) \quad \left(\beta X_j + \gamma \frac{\sum_{k=1}^N X_k Z_{j,k}}{\sum_{k=1}^N Z_{j,k}} \right) \Big|_{X_i=1} - \left(\beta X_j + \gamma \frac{\sum_{k=1}^N X_k Z_{j,k}}{\sum_{k=1}^N Z_{j,k}} \right) \Big|_{X_i=0},$$

which equals β if $i = j$ and otherwise equals $\gamma Z_{i,j}/N_j$. As a result, we obtain

$$\begin{aligned} & \mathbb{E}[\mu_i(X_i = 1, \mathbf{X}_{-i}, \mathbf{Z}) - \mu_i(X_i = 0, \mathbf{X}_{-i}, \mathbf{Z})] \\ &= \beta \mathbb{E}[M_{i,i}(\delta, \mathbf{Z})] + \gamma \mathbb{E} \left[\sum_{j=1: j \neq i}^N \frac{M_{i,j}(\delta, \mathbf{Z}) Z_{i,j}}{N_j} \right]. \end{aligned}$$

Thus, the direct causal effect can be expressed as

$$\tau_D = \beta \lim_{N \rightarrow \infty} \frac{1}{N} \mathbb{E}[\text{trace}(\mathbf{M}(\delta, \mathbf{Z}))] + \gamma \lim_{N \rightarrow \infty} \mathbb{E} \left[\frac{1}{N} \sum_{i=1}^N \sum_{j=1: j \neq i}^N \frac{M_{i,j}(\delta, \mathbf{Z}) Z_{i,j}}{N_j} \right].$$

To characterize the total causal effect, note that Equation (7) implies that

$$\begin{aligned} & \mathbb{E}[\mu_j(X_i = 1, \mathbf{X}_{-i}, \mathbf{Z}) - \mu_j(X_i = 0, \mathbf{X}_{-i}, \mathbf{Z})] \\ &= \beta \mathbb{E}[M_{j,i}(\delta, \mathbf{Z})] + \gamma \mathbb{E} \left[\sum_{k=1: k \neq i}^N \frac{M_{j,k}(\delta, \mathbf{Z}) Z_{i,k}}{N_k} \right]. \end{aligned}$$

Therefore, the total causal effect reduces to

$$\begin{aligned} \tau_T &= \lim_{N \rightarrow \infty} \frac{1}{N} \left(\beta \sum_{i=1}^N \sum_{j=1}^N \mathbb{E}[M_{j,i}(\delta, \mathbf{Z})] + \gamma \sum_{i=1}^N \sum_{j=1}^N \mathbb{E} \left[\sum_{k=1: k \neq i}^N \frac{M_{j,k}(\delta, \mathbf{Z}) Z_{i,k}}{N_k} \right] \right) \\ &= (\beta + \gamma) \lim_{N \rightarrow \infty} \frac{1}{N} \mathbf{1}_N^\top \mathbb{E}[\mathbf{M}(\delta, \mathbf{Z})] \mathbf{1}_N. \end{aligned} \quad \square$$

Proof of Theorem 1.3. To show that the second term of τ_D vanishes, note that

$$\begin{aligned} & \frac{1}{N} \left| \sum_{i=1}^N \sum_{j=1}^N \frac{M_{i,j}(\delta, \mathbf{Z}) Z_{i,j}}{N_j} \right| \\ & \leq \frac{1}{N} \sum_{j=1}^N \frac{\mathbb{I}(N_j \neq 0)}{N_j} \left| \sum_{i=1}^N M_{i,j}(\delta, \mathbf{Z}) Z_{i,j} \right| \\ & \leq \frac{1}{N} \sum_{j=1}^N \frac{\mathbb{I}(N_j \neq 0)}{N_j} \sqrt{N_j \sum_{i=1}^N M_{i,j}(\delta, \mathbf{Z})^2} \end{aligned}$$

by the Cauchy-Schwarz inequality,

$$\begin{aligned} & \frac{1}{N} \sum_{j=1}^N \frac{\mathbb{I}(N_j \neq 0)}{N_j} \sqrt{N_j \sum_{i=1}^N M_{i,j}(\delta, \mathbf{Z})^2} \\ & \leq \frac{1}{N} \max_{1 \leq j \leq N} \left\{ \sqrt{1/N_j} \mathbb{I}(N_j \neq 0) \right\} \sum_{j=1}^N \sqrt{\sum_{i=1}^N M_{i,j}(\delta, \mathbf{Z})^2} \\ & \leq \frac{1}{N} \max_{1 \leq j \leq N} \left\{ \sqrt{1/N_j} \mathbb{I}(N_j \neq 0) \right\} \sum_{j=1}^N \max \left\{ 1, \sum_{i=1}^N M_{i,j}(\delta, \mathbf{Z})^2 \right\} \end{aligned}$$

because $x \leq \max\{1, x^2\}$ for all $x > 0$, and

$$\begin{aligned} & \frac{1}{N} \max_{1 \leq j \leq N} \left\{ \sqrt{1/N_j} \mathbb{I}(N_j \neq 0) \right\} \sum_{j=1}^N \max \left\{ 1, \sum_{i=1}^N M_{i,j}(\delta, \mathbf{Z})^2 \right\} \\ & = \max_{1 \leq j \leq N} \left\{ \sqrt{1/N_j} \mathbb{I}(N_j \neq 0) \right\} \max \left\{ 1, \frac{\|\mathbf{M}(\delta, \mathbf{Z})\|_F^2}{N} \right\} \\ & \leq \max_{1 \leq j \leq N} \left\{ \frac{\mathbb{I}(N_j \neq 0)}{\sqrt{N_j}} \right\} \max\{1, \|\mathbf{M}(\delta, \mathbf{Z})\|_2^2\}. \end{aligned}$$

By assumption, $1/\min_{1 \leq j \leq N} N_j = o_P(1)$ and $\|\mathbf{M}(\delta, \mathbf{Z})\|_2^2$ is uniformly integrable, hence

$$\frac{1}{N} \left| \sum_{i=1}^N \sum_{j=1}^N \frac{M_{i,j}(\delta, \mathbf{Z}) Z_{i,j}}{N_j} \right| = o_P(1).$$

Vitali's convergence theorem completes the proof of Theorem 1:

$$\lim_{N \rightarrow \infty} \frac{1}{N} \mathbb{E} \left[\sum_{i=1}^N \sum_{j=1}^N \frac{M_{i,j}(\delta, \mathbf{Z}) Z_{i,j}}{N_j} \right] = 0. \quad \square$$

Proof of Theorem 2. Under the assumptions of Theorem 1,

$$\tau_D = \beta \lim_{N \rightarrow \infty} \frac{1}{N} \mathbb{E}[\text{trace}(\mathbf{M}(\delta, \mathbf{Z}))] \text{ and } \tau_T = (\beta + \gamma) \lim_{N \rightarrow \infty} \frac{1}{N} \mathbf{1}_N^\top \mathbb{E}[\mathbf{M}(\delta, \mathbf{Z})] \mathbf{1}_N.$$

We prove Theorem 2 by showing that

$$(8) \quad \begin{aligned} \lim_{N \rightarrow \infty} \frac{1}{N} \mathbb{E}[|\text{trace}(\mathbf{M}(\delta, \mathbf{Z}) - \mathbf{M}(\delta, \mathbf{P}))|] &= 0 \\ \lim_{N \rightarrow \infty} \frac{1}{N} \mathbb{E}[|\mathbf{1}_N^\top (\mathbf{M}(\delta, \mathbf{Z}) - \mathbf{M}(\delta, \mathbf{P})) \mathbf{1}_N|] &= 0. \end{aligned}$$

To show that the limits in Equation (8) vanish, observe that

$$(9) \quad \frac{1}{N} |\text{trace}(\mathbf{M}(\delta, \mathbf{Z}) - \mathbf{M}(\delta, \mathbf{P}))| \leq \|\mathbf{M}(\delta, \mathbf{Z}) - \mathbf{M}(\delta, \mathbf{P})\|_2$$

because $\text{trace}(\mathbf{A}) = \sum_{i=1}^N \lambda_i(\mathbf{A})$ and $|\lambda_i(\mathbf{A})| \leq \|\mathbf{A}\|_2$ for any matrix $\mathbf{A} \in \mathbb{R}^{N \times N}$, while

$$(10) \quad \frac{1}{N} |\mathbf{1}_N^\top (\mathbf{M}(\delta, \mathbf{Z}) - \mathbf{M}(\delta, \mathbf{P})) \mathbf{1}_N| \leq \|\mathbf{M}(\delta, \mathbf{Z}) - \mathbf{M}(\delta, \mathbf{P})\|_2,$$

which follows from submultiplicativity of the spectral norm $\|\cdot\|_2$. Since $\|\mathbf{M}(\delta, \mathbf{Z}) - \mathbf{M}(\delta, \mathbf{P})\|_2 = o_P(1)$ and $\|\mathbf{M}(\delta, \mathbf{Z}) - \mathbf{M}(\delta, \mathbf{P})\|_2$ is uniformly integrable, Vitali's convergence theorem implies that

$$(11) \quad \lim_{N \rightarrow \infty} \mathbb{E}[\|\mathbf{M}(\delta, \mathbf{Z}) - \mathbf{M}(\delta, \mathbf{P})\|_2] = 0.$$

Combining Equations (8)–(11) completes the proof of Theorem 2. \square

Supplementary materials. The supplementary materials [33] provide proofs of all theoretical results with the exception of Theorems 1 and 2, which are proved in Section 8.

Acknowledgements. We acknowledge support by U.S. National Science Foundation award NSF DMS-2515763 and U.S. Army Research Office award ARO W911NF-21-1-0335.

REFERENCES

- [1] AGTERBERG, J. and CAPE, J. (2025). An overview of asymptotic normality in stochastic blockmodels: cluster analysis and inference. *Statistical Science*. To appear.
- [2] AIROLDI, E. M., BLEI, D., FIENBERG, S. E. and XING, E. (2008). Mixed membership stochastic blockmodels. *Journal of Machine Learning Research* **9** 1981–2014.
- [3] ARONOW, P. M. and SAMII, C. (2017). Estimating average causal effects under general interference, with application to a social network experiment. *The Annals of Applied Statistics* **11** 1912–1947.
- [4] ATHREYA, A., TANG, M., PARK, Y. and PRIEBE, C. E. (2021). On estimation and inference in latent structure random graphs. *Statistical Science* **36** 68–88.
- [5] BAPAT, R. B. (2012). *Linear algebra and linear models*. Springer Science & Business Media.
- [6] BHADRA, S. and SCHWEINBERGER, M. (2025). Supplementary Materials: Closed-form expressions for causal effects in connected populations with dependent outcomes. Technical Report, Department of Statistics, The Pennsylvania State University.
- [7] BHATTACHARYA, S. and SEN, S. (2025). Causal effect estimation under network interference with mean-field methods. *The Annals of Statistics* **53** 2430–2461.
- [8] BROWN, L. (1986). *Fundamentals of Statistical Exponential Families: With Applications in Statistical Decision Theory*. Institute of Mathematical Statistics, Hayworth, CA, USA.
- [9] CHATTERJEE, S. (2007). Estimation in spin glasses: A first step. *The Annals of Statistics* **35** 1931–1946.
- [10] CHOI, D. (2017). Estimation of monotone treatment effects in network experiments. *Journal of the American Statistical Association* **112** 1147–1155.
- [11] CLARK, D. A. and HANDCOCK, M. S. (2024). Causal inference over stochastic networks. *Journal of the Royal Statistical Society, Series A* **187** 772–795.
- [12] EFRON, B. (2022). *Exponential Families in Theory and Practice*. Cambridge University Press, Cambridge, MA.
- [13] FORASTIERE, L., AIROLDI, E. M. and MEALLI, F. (2021). Identification and estimation of treatment and interference effects in observational studies on networks. *Journal of the American Statistical Association* **116** 901–918.

- [14] FRITZ, C., SCHWEINBERGER, M., BHADRA, S. and HUNTER, D. R. (2025). A regression framework for studying relationships among attributes under network interference. *Journal of the American Statistical Association*. To appear.
- [15] GAO, C., MA, Z., ZHANG, A. Y., H., H. and ZHOU (2018). Community detection in degree-corrected block models. *The Annals of Statistics* **46** 2153–2185.
- [16] HU, Y., LI, S. and WAGER, S. (2022). Average direct and indirect causal effects under interference. *Biometrika* **109** 1165–1172.
- [17] HUDGENS, M. G. and HALLORAN, M. E. (2008). Toward causal inference with interference. *Journal of the American Statistical Association* **103** 832–842.
- [18] IMBENS, G. W. and RUBIN, D. B. (2015). *Causal Inference for Statistics, Social, and Biomedical Sciences: An Introduction*. Cambridge University Press.
- [19] JAGADEESAN, R., PILLAI, N. S. and VOLFOVSKY, A. (2020). Designs for estimating the treatment effect in networks with interference. *The Annals of Statistics* **48** 679–712.
- [20] LAURITZEN, S. L. and RICHARDSON, T. S. (2002). Chain graph models and their causal interpretations. *Journal of the Royal Statistical Society Series B: Statistical Methodology* **64** 321–348.
- [21] LEI, J. and RINALDO, A. (2015). Consistency of spectral clustering in stochastic block models. *The Annals of Statistics* **43** 215–237.
- [22] LI, S. and WAGER, S. (2022). Random graph asymptotics for treatment effect estimation under network interference. *The Annals of Statistics* **50** 2334 – 2358.
- [23] MAGNUS, J. R. and NEUDECKER, H. (1988). *Matrix Differential Calculus with Applications in Statistics and Econometrics*. John Wiley & Sons, New York.
- [24] OGBURN, E. L., SHPITSER, I. and LEE, Y. (2020). Causal inference, social networks and chain graphs. *Journal of the Royal Statistical Society, Series A* **183** 1659–1676.
- [25] OGBURN, E. L., SOFRYGIN, O., DIAZ, I. and VAN DER LAAN, M. J. (2024). Causal inference for social network data. *Journal of the American Statistical Association* **119** 597–611.
- [26] PEARL, J. and BAREINBOIM, E. (2014). External validity: From do-calculus to transportability across populations. *Statistical Science* **29** 579–595.
- [27] ROHE, K., CHATTERJEE, S. and YU, B. (2011). Spectral clustering and the high-dimensional stochastic block model. *The Annals of Statistics* **39** 1878–1915.
- [28] ROSENBAUM, P. R. and RUBIN, D. B. (1983). The central role of the propensity score in observational studies for causal effects. *Biometrika* **70** 41–55.
- [29] RUDELSON, M. and VERSHYNIN, R. (2013). Hanson-Wright inequality and sub-gaussian concentration. *Electronic Communications in Probability* **18** 1–9.
- [30] RUE, H. and HELD, L. (2005). *Gaussian Markov random fields: theory and applications*. CRC press.
- [31] SÄVJE, F., ARONOW, P. and HUDGENS, M. (2021). Average treatment effects in the presence of unknown interference. *The Annals of Statistics* **49** 673.
- [32] SCHWEINBERGER, M. and STEWART, J. R. (2020). Concentration and consistency results for canonical and curved exponential-family models of random graphs. *The Annals of Statistics* **48** 374–396.
- [33] STEWART, J. R. and SCHWEINBERGER, M. (2025). Pseudo-likelihood-based M -estimators for random graphs with dependent edges and parameter vectors of increasing dimension. *The Annals of Statistics*. To appear.
- [34] TALAGRAND, M. (2010). *Mean Field Models for Spin Glasses. Volumes I and II*. Springer, Berlin.
- [35] TCHETGEN TCHETGEN, E. J., FULCHER, I. R. and SHPITSER, I. (2021). Auto-G-computation of causal effects on a network. *Journal of the American Statistical Association* **116** 833–844.
- [36] TCHETGEN TCHETGEN, E. J. and VANDERWEELE, T. J. (2012). On causal inference in the presence of interference. *Statistical Methods in Medical Research* **21** 55–75.
- [37] VAN DER LAAN, M. J. (2014). Causal inference for a population of causally connected units. *Journal of Causal Inference* **2** 13–74.
- [38] VERSHYNIN, R. (2018). *High-Dimensional Probability. An Introduction with Applications in Data Science*. Cambridge University Press, Cambridge, UK.
- [39] XIE, F. (2024). Entrywise limit theorems for eigenvectors of signal-plus-noise matrix models with weak signals. *Bernoulli* **30** 388–418.
- [40] YU, Y., WANG, T. and SAMWORTH, R. J. (2015). A useful variant of the Davis–Kahan theorem for statisticians. *Biometrika* **102** 315–323.
- [41] YU, C. L., AIROLDI, E. M., BORGS, C. and CHAYES, J. T. (2022). Estimating the total treatment effect in randomized experiments with unknown network structure. *Proceedings of the National Academy of Sciences* **119** e2208975119.

SUPPLEMENTARY MATERIALS**Closed-form expressions for causal effects in connected populations
with dependent outcomes**

A	Closed-form expressions for causal effects under treatment and outcome spillover .	2
A.1	Proof of Theorem 3	2
A.2	Proof of Corollary 1	4
A.3	Proof of Corollary 2	6
A.4	Proof of Corollary 3	8
B	Rates of convergence for causal effect estimators	10
B.1	Proof of Proposition 1	12
B.2	Proof of Proposition 2	14
B.3	Proof of Proposition 3	18
B.4	Proof of Proposition 4	19
B.5	Proof of Proposition 5	22
B.6	Proof of Theorem 4	24
C	Auxiliary results	28
C.1	Proof of Lemma 1	28
C.2	Statement and proof of Lemma 2	37
C.3	Statement and proof of Lemma 3	38
C.4	Statement of Lemma 4	39
C.5	Statement and proof of Lemma 5	39
C.6	Statement and proof of Lemma 6	40
D	Computing	44
E	Tables	45

A. Closed-form expressions for causal effects under treatment and outcome spillover.

Theorems 1 and 2 are proved in Section 8 of the manuscript. We prove Theorem 3.

A.1. Proof of Theorem 3.

Proof of Theorem 3.1. Let us define $\mu(\mathbf{w}, \mathbf{x}, \mathbf{z}) := \mathbb{E}[\mathbf{Y} \mid (\mathbf{W}, \mathbf{X}, \mathbf{Z}) = (\mathbf{w}, \mathbf{x}, \mathbf{z})]$. To show that the direct causal effect τ_D is identified, note that

$$\begin{aligned}
\tau_D &:= \lim_{N \rightarrow \infty} \frac{1}{N} \sum_{i=1}^N \mathbb{E}[Y_i(X_i = 1, \mathbf{X}_{-i}) - Y_i(X_i = 0, \mathbf{X}_{-i})] \\
&= \lim_{N \rightarrow \infty} \frac{1}{N} \sum_{i=1}^N \mathbb{E}_{\mathbf{W}, \mathbf{x}}[\mathbb{E}_{\mathbf{y}(\cdot), \mathbf{z} \mid \mathbf{W}}[Y_i(X_i = 1, \mathbf{X}_{-i}) - Y_i(X_i = 0, \mathbf{X}_{-i}) \mid \mathbf{W}]] \\
&= \lim_{N \rightarrow \infty} \frac{1}{N} \sum_{i=1}^N \mathbb{E}_{\mathbf{W}, \mathbf{x}}[\mathbb{E}_{\mathbf{y}, \mathbf{z} \mid \mathbf{W}, \mathbf{x}}[Y_i \mid \mathbf{W}, X_i = 1, \mathbf{X}_{-i}] - \mathbb{E}_{\mathbf{y}, \mathbf{z} \mid \mathbf{W}, \mathbf{x}}[Y_i \mid \mathbf{W}, X_i = 0, \mathbf{X}_{-i}]] \\
&= \lim_{N \rightarrow \infty} \frac{1}{N} \sum_{i=1}^N \mathbb{E}_{\mathbf{W}, \mathbf{x}, \mathbf{z}}[\mathbb{E}_{\mathbf{y} \mid \mathbf{W}, \mathbf{x}, \mathbf{z}}[Y_i \mid \mathbf{W}, X_i = 1, \mathbf{X}_{-i}, \mathbf{Z}] - \mathbb{E}_{\mathbf{y} \mid \mathbf{W}, \mathbf{x}, \mathbf{z}}[Y_i \mid \mathbf{W}, X_i = 0, \mathbf{X}_{-i}, \mathbf{Z}]] \\
&= \lim_{N \rightarrow \infty} \frac{1}{N} \sum_{i=1}^N \mathbb{E}[\mu_i(\mathbf{W}, X_i = 1, \mathbf{X}_{-i}, \mathbf{Z}) - \mu_i(\mathbf{W}, X_i = 0, \mathbf{X}_{-i}, \mathbf{Z})].
\end{aligned}$$

The second and third equality follow from Condition 1: Ignorability implies that the treatment assignments \mathbf{X} are independent of the potential outcomes $\{\mathbf{Y}(\mathbf{x}) : \mathbf{x} \in \{0, 1\}^N\}$ conditional on \mathbf{W} , and the conditional expectation of $Y_i(X_i = x_i, \mathbf{X}_{-i} = \mathbf{x}_{-i}) \mid \mathbf{W} = \mathbf{w}$ is the same as the conditional expectation of $Y_i \mid (\mathbf{W}, X_i, \mathbf{X}_{-i}) = (\mathbf{w}, x_i, \mathbf{x}_{-i})$; and weak positivity ensures that we can condition on \mathbf{X} on the third line. A similar argument shows that the total causal effect τ_T is identified:

$$\tau_T = \lim_{N \rightarrow \infty} \frac{1}{N} \sum_{i=1}^N \sum_{j=1}^N \mathbb{E}[\mu_j(\mathbf{W}, X_i = 1, \mathbf{X}_{-i}, \mathbf{Z}) - \mu_j(\mathbf{W}, X_i = 0, \mathbf{X}_{-i}, \mathbf{Z})].$$

The indirect causal effect τ_I is identified because $\tau_I = \tau_T - \tau_D$ by definition of τ_T .

Proof of Theorem 3.2. By Lemma 2 in Supplement C.2 [6],

$$\mu(\mathbf{w}, \mathbf{x}, \mathbf{z}) = \mathbf{M}(\delta, \mathbf{z}) \mathbf{g}(\mathbf{w}, \mathbf{x}, \mathbf{z}; \boldsymbol{\alpha}, \boldsymbol{\beta}, \boldsymbol{\gamma}),$$

where $\mathbf{M}(\delta, \mathbf{z}) := (\mathbf{I}_N - \boldsymbol{\Delta} \mathbf{C}_N(\mathbf{z}) \mathbf{z})^{-1}$ and $\mathbf{g}(\mathbf{w}, \mathbf{x}, \mathbf{z}; \boldsymbol{\alpha}, \boldsymbol{\beta}, \boldsymbol{\gamma}) \in \mathbb{R}^N$ is defined as

$$g_j(\mathbf{w}, \mathbf{x}, \mathbf{z}; \boldsymbol{\alpha}, \boldsymbol{\beta}, \boldsymbol{\gamma}) := \boldsymbol{\alpha}_j^\top \mathbf{w}_j + \boldsymbol{\beta}_j^\top \mathbf{w}_j x_j + \sum_{k=1}^N \boldsymbol{\gamma}_j^\top \boldsymbol{\Gamma}_j(\mathbf{w}, \mathbf{z})^{-1} \mathbf{w}_k x_k z_{j,k},$$

where

$$\boldsymbol{\Gamma}_i(\mathbf{w}, \mathbf{z}) := \text{diag} \left(\sum_{j=1}^N w_{j,1} z_{i,j}, \sum_{j=1}^N w_{j,2} z_{i,j}, \dots, \sum_{j=1}^N w_{j,p} z_{i,j} \right).$$

Consider $i \in \{1, \dots, N\}$. Then

$$\begin{aligned}
&g_j(\mathbf{W}, \mathbf{X}, \mathbf{Z}; \boldsymbol{\alpha}, \boldsymbol{\beta}, \boldsymbol{\gamma}) \Big|_{X_i=1} - g_j(\mathbf{W}, \mathbf{X}, \mathbf{Z}; \boldsymbol{\alpha}, \boldsymbol{\beta}, \boldsymbol{\gamma}) \Big|_{X_i=0} \\
&= \begin{cases} \boldsymbol{\beta}_i^\top \mathbf{W}_i & \text{if } j = i \\ \boldsymbol{\gamma}_j^\top \boldsymbol{\Gamma}_j(\mathbf{W}, \mathbf{Z})^{-1} \mathbf{W}_i Z_{i,j} & \text{if } j \neq i. \end{cases}
\end{aligned} \tag{A.1}$$

We obtain

$$\begin{aligned} & \mathbb{E}[\mu_i(\mathbf{W}, X_i = 1, \mathbf{X}_{-i}, \mathbf{Z}) - \mu_i(\mathbf{W}, X_i = 0, \mathbf{X}_{-i}, \mathbf{Z})] \\ &= \mathbb{E}[\beta_i^\top \mathbf{W}_i M_{i,i}(\boldsymbol{\delta}, \mathbf{Z})] + \mathbb{E} \left[\sum_{j=1: j \neq i}^N \gamma_j^\top \boldsymbol{\Gamma}_j(\mathbf{W}, \mathbf{Z})^{-1} \mathbf{W}_i M_{i,j}(\boldsymbol{\delta}, \mathbf{Z}) Z_{i,j} \right]. \end{aligned}$$

Therefore, the direct causal effect is

$$\begin{aligned} \tau_D &= \lim_{N \rightarrow \infty} \frac{1}{N} \sum_{i=1}^N \mathbb{E}[\beta_i^\top \mathbf{W}_i M_{i,i}(\boldsymbol{\delta}, \mathbf{Z})] \\ &\quad + \lim_{N \rightarrow \infty} \frac{1}{N} \sum_{i=1}^N \sum_{j=1}^N \mathbb{E}[\gamma_j^\top \boldsymbol{\Gamma}_j(\mathbf{W}, \mathbf{Z})^{-1} \mathbf{W}_i M_{i,j}(\boldsymbol{\delta}, \mathbf{Z}) Z_{i,j}], \end{aligned}$$

provided the limits exist.

To characterize the total causal effect, note that Equation (A.1) implies that

$$\begin{aligned} & \mathbb{E}[\mu_j(\mathbf{W}, X_i = 1, \mathbf{X}_{-i}, \mathbf{Z}) - \mu_j(\mathbf{W}, X_i = 0, \mathbf{X}_{-i}, \mathbf{Z})] \\ &= \mathbb{E}[\beta_i^\top \mathbf{W}_i M_{j,i}(\boldsymbol{\delta}, \mathbf{Z})] + \mathbb{E} \left[\sum_{k=1: k \neq i}^N \gamma_k^\top \boldsymbol{\Gamma}_k(\mathbf{W}, \mathbf{Z})^{-1} \mathbf{W}_i M_{j,k}(\boldsymbol{\delta}, \mathbf{Z}) Z_{i,k} \right]. \end{aligned}$$

Therefore, the total causal effect reduces to

$$\begin{aligned} \tau_T &= \lim_{N \rightarrow \infty} \frac{1}{N} \sum_{i=1}^N \sum_{j=1}^N \mathbb{E}[\beta_i^\top \mathbf{W}_i M_{j,i}(\boldsymbol{\delta}, \mathbf{Z})] \\ &\quad + \lim_{N \rightarrow \infty} \frac{1}{N} \sum_{i=1}^N \sum_{j=1}^N \mathbb{E} \left[\sum_{k=1: k \neq i}^N \gamma_k^\top \boldsymbol{\Gamma}_k(\mathbf{W}, \mathbf{Z})^{-1} \mathbf{W}_i M_{j,k}(\boldsymbol{\delta}, \mathbf{Z}) Z_{i,k} \right] \\ &= \lim_{N \rightarrow \infty} \frac{1}{N} \sum_{i=1}^N \sum_{j=1}^N \mathbb{E}[(\beta_i^\top \mathbf{W}_i + \gamma_i^\top \mathbf{1}_p) M_{j,i}(\boldsymbol{\delta}, \mathbf{Z})], \end{aligned}$$

provided the limit exists, noting that $\sum_{i=1: i \neq k}^N \boldsymbol{\Gamma}_k(\mathbf{W}, \mathbf{Z})^{-1} \mathbf{W}_i Z_{i,k} = \mathbf{1}_p$.

Proof of Theorem 3.3. To show that the second term of the direct causal effect τ_D vanishes, note that

$$\begin{aligned} & \frac{1}{N} \left| \sum_{i=1}^N \sum_{j=1}^N \gamma_j^\top \boldsymbol{\Gamma}_j(\mathbf{W}, \mathbf{Z})^{-1} \mathbf{W}_i M_{i,j}(\boldsymbol{\delta}, \mathbf{Z}) Z_{i,j} \right| \\ &= \frac{1}{N} \left| \sum_{l=1}^p \sum_{i=1}^N \sum_{j=1}^N \frac{\gamma_{j,l}}{\sum_{k=1}^N W_{k,l} Z_{k,j}} W_{i,l} M_{i,j}(\boldsymbol{\delta}, \mathbf{Z}) Z_{i,j} \right| \\ &\leq \frac{1}{N} \sum_{l=1}^p \sum_{j=1}^N \frac{|\gamma_{j,l}|}{\sum_{k=1}^N W_{k,l} Z_{k,j}} \left| \sum_{i=1}^N W_{i,l} M_{i,j}(\boldsymbol{\delta}, \mathbf{Z}) Z_{i,j} \right| \\ &\leq \frac{1}{N} \sum_{l=1}^p \sum_{j=1}^N \frac{|\gamma_{j,l}| \sqrt{\sum_{k=1}^N W_{k,l}^2 Z_{k,j}}}{\sum_{k=1}^N W_{k,l} Z_{k,j}} \sqrt{\sum_{i=1}^N M_{i,j}(\boldsymbol{\delta}, \mathbf{Z})^2} \end{aligned}$$

$$\begin{aligned}
&\leq \frac{p}{N} \max_{1 \leq j \leq N, 1 \leq l \leq p} \left\{ \frac{|\gamma_{j,l}| \sqrt{\sum_{k=1}^N W_{k,l}^2 Z_{k,j}}}{\sum_{k=1}^N W_{k,l} Z_{k,j}} \right\} \sum_{j=1}^N \sqrt{\sum_{i=1}^N M_{i,j}(\boldsymbol{\delta}, \mathbf{Z})^2} \\
&\leq \frac{p}{N} \max_{1 \leq j \leq N, 1 \leq l \leq p} \left\{ \frac{|\gamma_{j,l}| \sqrt{\sum_{k=1}^N W_{k,l}^2 Z_{k,j}}}{\sum_{k=1}^N W_{k,l} Z_{k,j}} \right\} \sum_{j=1}^N \max \left\{ 1, \sum_{i=1}^N M_{i,j}(\boldsymbol{\delta}, \mathbf{Z})^2 \right\} \\
&\leq p \max_{1 \leq j \leq N, 1 \leq l \leq p} \left\{ \frac{|\gamma_{j,l}| \sqrt{\sum_{k=1}^N W_{k,l}^2 Z_{k,j}}}{\sum_{k=1}^N W_{k,l} Z_{k,j}} \right\} \max \{1, \|\mathbf{M}(\boldsymbol{\delta}, \mathbf{Z})\|_2^2\}.
\end{aligned}$$

Since $p \max_{1 \leq j \leq N, 1 \leq l \leq p} |\gamma_{j,l}| \sqrt{\sum_{k=1}^N W_{k,l}^2 Z_{k,j}} / \sum_{k=1}^N W_{k,l} Z_{k,j} = o_P(1)$ and $\|\mathbf{M}(\boldsymbol{\delta}, \mathbf{Z})\|_2^2$ is uniformly integrable,

$$\frac{1}{N} \left| \sum_{i=1}^N \sum_{j=1}^N \boldsymbol{\gamma}_j^\top \boldsymbol{\Gamma}_j(\mathbf{W}, \mathbf{Z})^{-1} \mathbf{W}_i M_{i,j}(\boldsymbol{\delta}, \mathbf{Z}) Z_{i,j} \right| = o_P(1)$$

and

$$\lim_{N \rightarrow \infty} \frac{1}{N} \mathbb{E} \left[\sum_{i=1}^N \sum_{j=1}^N \boldsymbol{\gamma}_j^\top \boldsymbol{\Gamma}_j(\mathbf{W}, \mathbf{Z})^{-1} \mathbf{W}_i M_{i,j}(\boldsymbol{\delta}, \mathbf{Z}) Z_{i,j} \right] = 0$$

by Vitali's convergence theorem. \square

A.2. Proof of Corollary 1. Define $\mathbf{M}(\boldsymbol{\delta}, \mathbf{Z}) := (\mathbf{I}_N - \delta c_N(\mathbf{Z}) \mathbf{Z})^{-1}$ and $\mathbf{M}(\boldsymbol{\delta}, \mathbf{P}) := (\mathbf{I}_N - \delta c_N(\mathbf{P}) \mathbf{P})^{-1}$, where $c_N(\mathbf{Z}) := (1 / \|\mathbf{Z}\|_2) \mathbb{I}(\|\mathbf{Z}\|_2 > 0)$ and $c_N(\mathbf{P}) := 1 / \|\mathbf{P}\|_2$. Since $|\delta| < 1$, both $\mathbf{M}(\boldsymbol{\delta}, \mathbf{Z})$ and $\mathbf{M}(\boldsymbol{\delta}, \mathbf{P})$ exists, and

$$\|\mathbf{M}(\boldsymbol{\delta}, \mathbf{Z})\|_2 \leq \frac{1}{1 - |\delta|}, \quad \|\mathbf{M}(\boldsymbol{\delta}, \mathbf{P})\|_2 \leq \frac{1}{1 - |\delta|}.$$

We apply Theorem 2, for which we first ensure that $\|\mathbf{M}(\boldsymbol{\delta}, \mathbf{Z}) - \mathbf{M}(\boldsymbol{\delta}, \mathbf{P})\|_2 = o_P(1)$.

$$\begin{aligned}
&\|\mathbf{M}(\boldsymbol{\delta}, \mathbf{Z}) - \mathbf{M}(\boldsymbol{\delta}, \mathbf{P})\|_2 \\
&= \|(\mathbf{I}_N - \delta c_N(\mathbf{Z}) \mathbf{Z})^{-1} - (\mathbf{I}_N - \delta c_N(\mathbf{P}) \mathbf{P})^{-1}\|_2 \\
\text{(A.2)} \quad &= \|(\mathbf{I}_N - \delta c_N(\mathbf{P}) \mathbf{P})^{-1} (\delta c_N(\mathbf{Z}) \mathbf{Z} - \delta c_N(\mathbf{P}) \mathbf{P}) (\mathbf{I}_N - \delta c_N(\mathbf{Z}) \mathbf{Z})^{-1}\|_2 \\
&\leq \frac{1}{(1 - |\delta|)^2} \|\delta c_N(\mathbf{Z}) \mathbf{Z} - \delta c_N(\mathbf{P}) \mathbf{P}\|_2.
\end{aligned}$$

The term $\|\delta c_N(\mathbf{Z}) \mathbf{Z} - \delta c_N(\mathbf{P}) \mathbf{P}\|_2$ can be bounded as follows:

$$\begin{aligned}
&\|\delta c_N(\mathbf{Z}) \mathbf{Z} - \delta c_N(\mathbf{P}) \mathbf{P}\|_2 = \|(\delta c_N(\mathbf{Z}) - \delta c_N(\mathbf{P})) \mathbf{Z} + \delta c_N(\mathbf{P}) (\mathbf{Z} - \mathbf{P})\|_2 \\
&\leq |\delta| |c_N(\mathbf{Z}) - c_N(\mathbf{P})| \|\mathbf{Z}\|_2 + |\delta| c_N(\mathbf{P}) \|\mathbf{Z} - \mathbf{P}\|_2 \\
&= |\delta| \frac{|\|\mathbf{Z}\|_2 - \|\mathbf{P}\|_2|}{\|\mathbf{Z}\|_2 \|\mathbf{P}\|_2} \|\mathbf{Z}\|_2 + |\delta| \frac{\|\mathbf{Z} - \mathbf{P}\|_2}{\|\mathbf{P}\|_2} \\
&\leq \frac{2|\delta| \|\mathbf{Z} - \mathbf{P}\|_2}{\|\mathbf{P}\|_2}.
\end{aligned}$$

In the denominator, we have

$$(A.3) \quad \|\mathbf{P}\|_2 = \rho_N \|\Xi \Xi^\top\|_2 = \rho_N \|\Xi\|_2^2 \geq (\xi_{\min})^2 N \rho_N,$$

applying Condition 3.

To bound $\|\mathbf{Z} - \mathbf{P}\|_2$, we invoke the assumption that $Z_{i,j} \stackrel{\text{iid}}{\sim} \text{Bernoulli}(P_{i,j})$ along with Theorem 5.2 of Lei and Rinaldo [21]. Since $N \max_{1 \leq i < j \leq N} P_{i,j} \leq N \rho_N$ and $N \rho_N \geq D \log N$, there exists a constant $l > 0$ such that

$$(A.4) \quad \mathbb{P}(\|\mathbf{Z} - \mathbf{P}\|_2 \leq l \sqrt{N \rho_N}) \geq 1 - \frac{1}{N^2}.$$

Equations (A.3) and (A.4) imply that $\|\delta c_N(\mathbf{Z}) \mathbf{Z} - \delta c_N(\mathbf{P}) \mathbf{P}\|_2 = o_P(1)$, and hence from (A.2), we have

$$\|\mathbf{M}(\delta, \mathbf{Z}) - \mathbf{M}(\delta, \mathbf{P})\|_2 = o_P(1).$$

Therefore, we can apply Theorem 2, so that the direct effect and total causal effects are

$$\tau_D = \beta \lim_{N \rightarrow \infty} \left(\frac{1}{N} \text{trace}(\mathbf{M}(\delta, \mathbf{P})) \right) \text{ and } \tau_T = (\beta + \gamma) \lim_{N \rightarrow \infty} \left(\frac{1}{N} \mathbf{1}_N^\top \mathbf{M}(\delta, \mathbf{P}) \mathbf{1}_N \right).$$

We show that the first limit is 1. So the direct causal effect is

$$\begin{aligned} \tau_D &= \beta \lim_{N \rightarrow \infty} \left(\frac{1}{N} \text{trace}(\mathbf{M}(\delta, \mathbf{P})) \right) = \beta \lim_{N \rightarrow \infty} \left(\frac{1}{N} \sum_{i=1}^N \lambda_i(\mathbf{M}(\delta, \mathbf{P})) \right) \\ &= \beta \lim_{N \rightarrow \infty} \left(\frac{1}{N} \sum_{i=1}^N \frac{1}{1 - \delta c_N(\mathbf{P}) \lambda_i(\mathbf{P})} \right) \\ &= \beta \lim_{N \rightarrow \infty} \left(1 + \frac{1}{N} \sum_{i=1}^N \frac{\delta c_N(\mathbf{P}) \lambda_i(\mathbf{P})}{1 - \delta c_N(\mathbf{P}) \lambda_i(\mathbf{P})} \right) \\ &= \beta \left(1 + \lim_{N \rightarrow \infty} \frac{1}{N} \sum_{i=1}^K \frac{\delta c_N(\mathbf{P}) \lambda_i(\mathbf{P})}{1 - \delta c_N(\mathbf{P}) \lambda_i(\mathbf{P})} \right) \text{ since } \mathbf{P} \text{ has rank } K \\ &= \beta. \end{aligned}$$

The limit in the last step is 0 because $|\delta c_N(\mathbf{P}) \lambda_i(\mathbf{P}) / (1 - \delta c_N(\mathbf{P}) \lambda_i(\mathbf{P}))| \leq |\delta| / (1 - |\delta|)$ and K is fixed. To compute the second limit, we use the Sherman–Morrison formula to obtain

$$\mathbf{M}(\delta, \mathbf{P}) = (\mathbf{I}_N - \delta c_N(\mathbf{P}) \rho_N \Xi \Xi^\top)^{-1} = \mathbf{I}_N + \delta \Xi \left(\|\Xi\|_2^2 \mathbf{I}_K - \delta \Xi^\top \Xi \right)^{-1} \Xi^\top,$$

noting that $c_N(\mathbf{P}) \rho_N = 1 / \|\Xi\|_2^2$. The total causal effect is

$$\begin{aligned} \tau_T &= (\beta + \gamma) \lim_{N \rightarrow \infty} \left(\frac{1}{N} \mathbf{1}_N^\top \mathbf{M}(\delta, \mathbf{P}) \mathbf{1}_N \right) \\ &= (\beta + \gamma) \lim_{N \rightarrow \infty} \left(\frac{1}{N} \mathbf{1}_N^\top \left(\mathbf{I}_N + \delta \Xi \left(\|\Xi\|_2^2 \mathbf{I}_K - \delta \Xi^\top \Xi \right)^{-1} \Xi^\top \right) \mathbf{1}_N \right) \\ &= (\beta + \gamma) \lim_{N \rightarrow \infty} \left(1 + \frac{\delta}{N} (\mathbf{1}_N^\top \Xi) \left(\|\Xi\|_2^2 \mathbf{I}_K - \delta \Xi^\top \Xi \right)^{-1} (\Xi^\top \mathbf{1}_N) \right) \\ &= (\beta + \gamma) (1 + a(\delta)), \end{aligned}$$

where

$$a(\delta) := \lim_{N \rightarrow \infty} \frac{\delta}{N} (\mathbf{1}_N^\top \Xi) \left(\|\Xi\|_2^2 \mathbf{I}_K - \delta \Xi^\top \Xi \right)^{-1} (\Xi^\top \mathbf{1}_N),$$

provided this limit exists. As a consequence, the indirect causal effect is

$$\tau_I = \tau_T - \tau_D = \gamma + (\beta + \gamma) a(\delta).$$

A.3. Proof of Corollary 2. The direct causal effect $\tau_D = \beta$ and the total causal effect $\tau_T = (\beta + \gamma) (1 + a(\delta))$ by Corollary 1, where

$$a(\delta) := \delta \lim_{N \rightarrow \infty} \frac{1}{N} (\mathbf{1}_N^\top \Xi) \left(\|\Xi\|_2^2 \mathbf{I}_K - \delta \Xi^\top \Xi \right)^{-1} (\Xi^\top \mathbf{1}_N).$$

We simplify $a(\delta)$ under the degree-corrected block model. Let $\mathbf{R} \in \{0, 1\}^{N \times K}$ be the membership matrix, that is, for $1 \leq i \leq N$, $1 \leq k \leq K$,

$$R_{i,k} := \begin{cases} 1 & \text{if the } i\text{-th unit belongs to the } k\text{-th community} \\ 0 & \text{otherwise.} \end{cases}$$

Then the edge probability matrix is given by

$$(A.5) \quad \mathbf{P} = \rho_N \text{diag}(\boldsymbol{\eta}) \mathbf{R} \mathbf{B} \mathbf{R}^\top \text{diag}(\boldsymbol{\eta}).$$

Let $\mathbf{P} = \mathbf{V} \boldsymbol{\Lambda} \mathbf{V}^\top$ be the eigen decomposition of \mathbf{P} , where $\boldsymbol{\Lambda} := \text{diag}(\lambda_1(\mathbf{P}), \lambda_2(\mathbf{P}), \dots, \lambda_K(\mathbf{P}))$, is the diagonal matrix consisting of the non-zero eigenvalues of \mathbf{P} . We can write

$$\mathbf{P} = \rho_N \Xi \Xi^\top, \text{ where } \sqrt{\rho_N} \Xi = \mathbf{V} \boldsymbol{\Lambda}^{\frac{1}{2}}.$$

Plugging in $\Xi = (1/\sqrt{\rho_N}) \mathbf{V} \boldsymbol{\Lambda}^{\frac{1}{2}}$, and using the fact that $\mathbf{V}^\top \mathbf{V} = \mathbf{I}_K$, we simplify $a(\delta)$ as

$$(A.6) \quad \begin{aligned} a(\delta) &= \delta \lim_{N \rightarrow \infty} \frac{1}{N} \mathbf{1}_N^\top \mathbf{V} \boldsymbol{\Lambda}^{\frac{1}{2}} (\lambda_1(\mathbf{P}) \mathbf{I}_K - \delta \boldsymbol{\Lambda})^{-1} \boldsymbol{\Lambda}^{\frac{1}{2}} \mathbf{V}^\top \mathbf{1}_N \\ &= \delta \lim_{N \rightarrow \infty} \frac{1}{N} \mathbf{1}_N^\top \mathbf{V} \tilde{\boldsymbol{\Lambda}} \mathbf{V}^\top \mathbf{1}_N, \end{aligned}$$

where $\tilde{\boldsymbol{\Lambda}}$ is the $K \times K$ diagonal matrix with diagonal elements $\lambda_k(\mathbf{P})/(\lambda_1(\mathbf{P}) - \delta \lambda_k(\mathbf{P}))$, $1 \leq k \leq K$.

Now, using the structure of the probability matrix for degree-corrected block models in (A.5), it is possible to characterize \mathbf{V} and $\boldsymbol{\Lambda}$ following Lei and Rinaldo [21]. Let $\boldsymbol{\eta}_{(k)}$ be the subvector of $\boldsymbol{\eta}$ containing only units in the k -th community, for all $1 \leq k \leq K$. Define

$$s_k := \|\boldsymbol{\eta}_{(k)}\|_2, \quad \mathbf{s} := (s_1, s_2, \dots, s_K).$$

Then \mathbf{V} can be expressed as

$$(A.7) \quad \mathbf{V} = \text{diag}(\boldsymbol{\eta}) \mathbf{R} \text{diag}(\mathbf{s})^{-1} \mathbf{O},$$

where \mathbf{O} is a $K \times K$ orthogonal matrix such that

$$\tilde{\mathbf{B}} := \rho_N \text{diag}(\mathbf{s}) \mathbf{B} \text{diag}(\mathbf{s}) = \mathbf{O} \boldsymbol{\Lambda} \mathbf{O}^\top.$$

We calculate that

$$(A.8) \quad \mathbf{1}_N^\top \text{diag}(\boldsymbol{\eta}) \mathbf{R} \text{diag}(\mathbf{s})^{-1} = \left(\frac{\mathbf{1}_{S_1}^\top \boldsymbol{\eta}_{(1)}}{\|\boldsymbol{\eta}_{(1)}\|_2}, \frac{\mathbf{1}_{S_2}^\top \boldsymbol{\eta}_{(2)}}{\|\boldsymbol{\eta}_{(2)}\|_2}, \dots, \frac{\mathbf{1}_{S_K}^\top \boldsymbol{\eta}_{(K)}}{\|\boldsymbol{\eta}_{(K)}\|_2} \right) =: \mathbf{v}^\top.$$

Plugging (A.7) and (A.8) into (A.6), we obtain

$$(A.9) \quad a(\delta) = \delta \lim_{N \rightarrow \infty} \frac{1}{N} \mathbf{v}^\top \mathbf{O} \tilde{\boldsymbol{\Lambda}} \mathbf{O}^\top \mathbf{v} = \delta \lim_{N \rightarrow \infty} \left(\frac{\mathbf{v}}{\sqrt{N}} \right)^\top \mathbf{O} \tilde{\boldsymbol{\Lambda}} \mathbf{O}^\top \left(\frac{\mathbf{v}}{\sqrt{N}} \right).$$

Since η_1, \dots, η_N are independent and identically distributed, the strong law of large numbers implies that

$$\frac{\mathbf{1}_{S_k}^\top \boldsymbol{\eta}_{(k)}}{\sqrt{S_k} \|\boldsymbol{\eta}_{(k)}\|_2} = \frac{\sum_{i: c_i=k} \eta_i}{\sqrt{S_k} \sum_{i: c_i=k} \eta_i^2} \xrightarrow{\text{a.s.}} \frac{\nu_1}{\sqrt{\nu_2}} \text{ for all } 1 \leq k \leq K,$$

and hence

$$(A.10) \quad \frac{\mathbf{v}}{\sqrt{N}} \xrightarrow{\text{a.s.}} \frac{\nu_1}{\sqrt{\nu_2}} \text{diag}(\boldsymbol{\pi})^{\frac{1}{2}} \mathbf{1}_K.$$

Next, observe that since $\tilde{\boldsymbol{\Lambda}} := \boldsymbol{\Lambda}^{\frac{1}{2}} (\lambda_1(\mathbf{P}) \mathbf{I}_K - \delta \boldsymbol{\Lambda})^{-1} \boldsymbol{\Lambda}^{\frac{1}{2}}$ and $\tilde{\mathbf{B}} := \mathbf{O} \boldsymbol{\Lambda} \mathbf{O}^\top$, we have

$$\mathbf{O} \tilde{\boldsymbol{\Lambda}} \mathbf{O}^\top = \tilde{\mathbf{B}}^{\frac{1}{2}} (\|\tilde{\mathbf{B}}\|_2 \mathbf{I}_K - \delta \tilde{\mathbf{B}})^{-1} \tilde{\mathbf{B}}^{\frac{1}{2}}.$$

By the strong Law of Large Numbers,

$$\frac{1}{\rho_N} \frac{\tilde{\mathbf{B}}}{N \nu_2} = \frac{\text{diag}(s)}{\sqrt{N} \nu_2} \mathbf{B} \frac{\text{diag}(s)}{\sqrt{N} \nu_2} \xrightarrow{\text{a.s.}} \text{diag}(\boldsymbol{\pi})^{\frac{1}{2}} \mathbf{B} \text{diag}(\boldsymbol{\pi})^{\frac{1}{2}} = \mathbf{C}.$$

Noting that $\mathbf{O} \tilde{\boldsymbol{\Lambda}} \mathbf{O}^\top$ does not change if $\tilde{\mathbf{B}}$ is scaled by a constant, we have

$$(A.11) \quad \mathbf{O} \tilde{\boldsymbol{\Lambda}} \mathbf{O}^\top \xrightarrow{\text{a.s.}} \mathbf{C}^{\frac{1}{2}} (\|\mathbf{C}\|_2 \mathbf{I}_K - \delta \mathbf{C})^{-1} \mathbf{C}^{\frac{1}{2}}.$$

From (A.9), (A.10) and (A.11), we conclude that $a(\delta)$ exists almost surely, and is given by

$$a(\delta) = \delta \frac{\nu_1^2}{\nu_2} \mathbf{1}_K^\top \text{diag}(\boldsymbol{\pi})^{\frac{1}{2}} \mathbf{C}^{\frac{1}{2}} (\|\mathbf{C}\|_2 \mathbf{I}_K - \delta \mathbf{C})^{-1} \mathbf{C}^{\frac{1}{2}} \text{diag}(\boldsymbol{\pi})^{\frac{1}{2}} \mathbf{1}_K.$$

This completes the proof of Part 2.

In part 3, we consider the special case where $\pi_1 = \dots = \pi_K = 1/K$ and $\mathbf{B} = (p - q) \mathbf{I}_K + q \mathbf{1}_K \mathbf{1}_K^\top$, $0 \leq q < p \leq 1$. Then, $a(\delta)$ is further simplified as follows:

$$a(\delta) = \delta \frac{\nu_1^2}{\nu_2} \frac{1}{K} \mathbf{1}_K^\top \mathbf{B}^{\frac{1}{2}} (\|\mathbf{B}\|_2 \mathbf{I}_K - \delta \mathbf{B})^{-1} \mathbf{B}^{\frac{1}{2}} \mathbf{1}_K.$$

Some elementary matrix calculations yield that the eigenvalues of \mathbf{B} :

$$\lambda_j(\mathbf{B}) = \begin{cases} p + (K - 1)q & j = 1 \\ p - q & j = 2, \dots, K. \end{cases}$$

Moreover, $\mathbf{1}_K$ is an eigenvector of \mathbf{B} corresponding to the eigenvalue $\lambda_1(\mathbf{B})$, which is unique. Note that \mathbf{B} and $\mathbf{B}^{\frac{1}{2}} (\|\mathbf{B}\|_2 \mathbf{I}_K - \delta \mathbf{B})^{-1} \mathbf{B}^{\frac{1}{2}}$ have the same set of eigenvectors, and if λ is eigenvalue of \mathbf{B} , then $\lambda / (\|\mathbf{B}\|_2 - \delta \lambda)$ is the corresponding eigenvalue of $\mathbf{B}^{\frac{1}{2}} (\|\mathbf{B}\|_2 - \delta \mathbf{B})^{-1} \mathbf{B}^{\frac{1}{2}}$. Hence, $\mathbf{1}_K$ is an eigenvector of $\mathbf{B}^{\frac{1}{2}} (\|\mathbf{B}\|_2 - \delta \mathbf{B})^{-1} \mathbf{B}^{\frac{1}{2}}$, and the corresponding eigenvalue is

$$\frac{\lambda_1(\mathbf{B})}{\|\mathbf{B}\|_2 - \delta \lambda_1(\mathbf{B})} = \frac{1}{1 - \delta},$$

since $\|\mathbf{B}\|_2 = \lambda_1(\mathbf{B})$ by definition. Therefore,

$$\begin{aligned} a(\delta) &= \delta \frac{\nu_1^2}{\nu_2} \frac{1}{K} \mathbf{1}_K^\top \mathbf{B}^{\frac{1}{2}} (\|\mathbf{B}\|_2 \mathbf{I}_K - \delta \mathbf{B})^{-1} \mathbf{B}^{\frac{1}{2}} \mathbf{1}_K \\ &= \frac{\delta}{1 - \delta} \frac{\nu_1^2}{\nu_2} \frac{1}{K} \mathbf{1}_K^\top \mathbf{1}_K \\ &= \frac{\delta}{1 - \delta} \frac{\nu_1^2}{\nu_2}. \end{aligned}$$

A.4. *Proof of Corollary 3.* Recall the definitions of \mathbf{R} , \mathbf{s} , \mathbf{O} , and $\boldsymbol{\eta}_{(k)}$, $1 \leq k \leq K$, from the proof of Corollary 2. We showed that

$$(A.12) \quad \begin{aligned} \mathbf{M}(\delta, \mathbf{P}) &= \mathbf{I}_N + \delta \boldsymbol{\Xi} \left(\|\boldsymbol{\Xi}\|_2^2 \mathbf{I}_K - \delta \boldsymbol{\Xi}^\top \boldsymbol{\Xi} \right)^{-1} \boldsymbol{\Xi}^\top \\ &= \mathbf{I}_N + \delta \mathbf{V} \tilde{\boldsymbol{\Lambda}} \mathbf{V}^\top, \end{aligned}$$

where $\tilde{\boldsymbol{\Lambda}}$ is the diagonal matrix with diagonal elements $\lambda_k(\mathbf{P}) / (\lambda_1(\mathbf{P}) - \delta \lambda_k(\mathbf{P}))$, $1 \leq k \leq K$, and

$$(A.13) \quad \mathbf{V} = \text{diag}(\boldsymbol{\eta}) \mathbf{R} \text{diag}(\mathbf{s})^{-1} \mathbf{O}.$$

From Theorem 3, we have

$$\begin{aligned} \tau_D &= \lim_{N \rightarrow \infty} \frac{1}{N} \sum_{i=1}^N \mathbb{E}[\beta_i M_{i,i}(\delta, \mathbf{Z})] \\ \tau_T &= \lim_{N \rightarrow \infty} \frac{1}{N} \sum_{i=1}^N \sum_{j=1}^N \mathbb{E}[(\beta_i + \gamma_i) M_{j,i}(\delta, \mathbf{Z})], \end{aligned}$$

provided these limits exist. Note that the assumptions of part 3 of Theorem 3 are satisfied, since there is no covariate so that $p = 1$, γ_i -s can take only a fixed number of different values, $1/\min_{1 \leq j \leq N} N_j = o_P(1)$ by Condition 3, and $\|\mathbf{M}(\delta, \mathbf{Z})\|_2$ is bounded by $1/(1 - |\delta|)$. In matrix notations, we can write

$$\begin{aligned} \tau_D &= \lim_{N \rightarrow \infty} \frac{1}{N} \mathbb{E}[\text{trace}(\text{diag}(\boldsymbol{\beta}) \mathbf{M}(\delta, \mathbf{Z}))] \\ \tau_T &= \lim_{N \rightarrow \infty} \frac{1}{N} \mathbf{1}_N^\top (\text{diag}(\boldsymbol{\beta} + \boldsymbol{\gamma})) \mathbb{E}[\mathbf{M}(\delta, \mathbf{Z})] \mathbf{1}_N. \end{aligned}$$

Following the proof of Theorem 2, \mathbf{Z} can be replaced by \mathbf{P} in the above expressions if $\|\mathbf{M}(\delta, \mathbf{Z}) - \mathbf{M}(\delta, \mathbf{P})\|_2 = o_P(1)$, observing that

$$\begin{aligned} &\left| \frac{1}{N} \mathbb{E}[\text{trace}(\text{diag}(\boldsymbol{\beta}) (\mathbf{M}(\delta, \mathbf{Z}) - \mathbf{M}(\delta, \mathbf{P})))] \right| \\ &\leq \max_{1 \leq i \leq N} |\beta_i| \|\mathbf{M}(\delta, \mathbf{Z}) - \mathbf{M}(\delta, \mathbf{P})\|_2, \text{ and} \\ &\left| \frac{1}{N} \mathbf{1}_N^\top (\text{diag}(\boldsymbol{\beta} + \boldsymbol{\gamma})) \mathbb{E}[\mathbf{M}(\delta, \mathbf{Z}) - \mathbf{M}(\delta, \mathbf{P})] \mathbf{1}_N \right| \\ &\leq \max_{1 \leq i \leq N} (|\beta_i| + |\gamma_i|) \|\mathbf{M}(\delta, \mathbf{Z}) - \mathbf{M}(\delta, \mathbf{P})\|_2, \end{aligned}$$

and the maximums of $|\beta_i|$ -s and $|\gamma_i|$ -s do not grow with N , since β_i -s and γ_i -s can take only a fixed number of different values. $\|\mathbf{M}(\delta, \mathbf{Z}) - \mathbf{M}(\delta, \mathbf{P})\|_2$ is $o_P(1)$ by Condition 3, as demonstrated in the proof of Corollary 1. Therefore,

$$(A.14) \quad \begin{aligned} \tau_D &= \lim_{N \rightarrow \infty} \frac{1}{N} \text{trace}(\text{diag}(\boldsymbol{\beta}) \mathbf{M}(\delta, \mathbf{P})) \\ \tau_T &= \lim_{N \rightarrow \infty} \frac{1}{N} \mathbf{1}_N^\top (\text{diag}(\boldsymbol{\beta} + \boldsymbol{\gamma})) \mathbf{M}(\delta, \mathbf{P}) \mathbf{1}_N. \end{aligned}$$

Leveraging [A.12](#), the direct causal effect is

$$\begin{aligned}
\tau_D &= \lim_{N \rightarrow \infty} \frac{1}{N} \text{trace}(\text{diag}(\beta) \mathbf{M}(\delta, \mathbf{P})) \\
&= \lim_{N \rightarrow \infty} \frac{1}{N} \text{trace}(\text{diag}(\beta) + \delta \text{diag}(\beta) \mathbf{V} \tilde{\mathbf{\Lambda}} \mathbf{V}^\top) \\
&= \lim_{N \rightarrow \infty} \frac{1}{N} \sum_{k=1}^K S_k \beta_{(k)} + \lim_{N \rightarrow \infty} \frac{\delta}{N} \text{trace}(\text{diag}(\beta) \mathbf{V} \tilde{\mathbf{\Lambda}} \mathbf{V}^\top) \\
&= \sum_{k=1}^K \pi_k \beta_{(k)} + \lim_{N \rightarrow \infty} \frac{\delta}{N} \text{trace}(\text{diag}(\beta) \mathbf{V} \tilde{\mathbf{\Lambda}} \mathbf{V}^\top).
\end{aligned}$$

The second term is zero as follows:

$$\begin{aligned}
&\left| \frac{\delta}{N} \text{trace}(\text{diag}(\beta) \mathbf{V} \tilde{\mathbf{\Lambda}} \mathbf{V}^\top) \right| \leq \frac{K}{N} \|\text{diag}(\beta) \mathbf{V} \tilde{\mathbf{\Lambda}} \mathbf{V}^\top\|_2 \\
&\leq \frac{K}{N} \max_{1 \leq k \leq K} |\beta_{(k)}| \frac{\lambda_k(\mathbf{P})}{\lambda_1(\mathbf{P}) - \delta \lambda_k(\mathbf{P})} \leq \frac{K}{(1 - |\delta|) N} \max_{1 \leq k \leq K} |\beta_{(k)}| \rightarrow 0 \text{ as } N \rightarrow \infty,
\end{aligned}$$

since K is a constant independent of N . Hence, part 1 is proved.

Next, we derive the total causal effect:

$$\begin{aligned}
\tau_T &= \lim_{N \rightarrow \infty} \frac{1}{N} \mathbf{1}_N^\top (\text{diag}(\beta + \gamma)) \mathbf{M}(\delta, \mathbf{P}) \mathbf{1}_N \\
&= \lim_{N \rightarrow \infty} \frac{1}{N} \mathbf{1}_N^\top (\text{diag}(\beta + \gamma)) \mathbf{1}_N + \delta \lim_{N \rightarrow \infty} \frac{1}{N} \mathbf{1}_N^\top (\text{diag}(\beta + \gamma)) \mathbf{V} \tilde{\mathbf{\Lambda}} \mathbf{V}^\top \mathbf{1}_N \\
&= \sum_{k=1}^K \pi_k (\beta_{(k)} + \gamma_{(k)}) + \delta \lim_{N \rightarrow \infty} \frac{1}{N} \mathbf{1}_N^\top (\text{diag}(\beta + \gamma)) \mathbf{V} \tilde{\mathbf{\Lambda}} \mathbf{V}^\top \mathbf{1}_N.
\end{aligned}$$

We compute the limit in the second term above. Plugging in \mathbf{V} from [\(A.13\)](#), we have

$$\begin{aligned}
&\lim_{N \rightarrow \infty} \frac{1}{N} \mathbf{1}_N^\top (\text{diag}(\beta + \gamma)) \mathbf{V} \tilde{\mathbf{\Lambda}} \mathbf{V}^\top \mathbf{1}_N \\
&= \lim_{N \rightarrow \infty} \frac{1}{N} \mathbf{1}_N^\top (\text{diag}(\beta + \gamma)) \text{diag}(\boldsymbol{\eta}) \mathbf{R} \text{diag}(\mathbf{s})^{-1} \mathbf{O} \tilde{\mathbf{\Lambda}} \mathbf{O}^\top \text{diag}(\mathbf{s})^{-1} \mathbf{R} \text{diag}(\boldsymbol{\eta}) \mathbf{1}_N.
\end{aligned}$$

Note that

$$\begin{aligned}
&\mathbf{1}_N^\top (\text{diag}(\beta + \gamma)) \text{diag}(\boldsymbol{\eta}) \mathbf{R} \text{diag}(\mathbf{s})^{-1} \\
&= \left(\frac{(\beta_{(1)} + \gamma_{(1)}) \mathbf{1}_{S_1}^\top \boldsymbol{\eta}_{(1)}}{\|\boldsymbol{\eta}_{(1)}\|_2}, \frac{(\beta_{(2)} + \gamma_{(2)}) \mathbf{1}_{S_2}^\top \boldsymbol{\eta}_{(2)}}{\|\boldsymbol{\eta}_{(2)}\|_2}, \dots, \frac{(\beta_{(K)} + \gamma_{(K)}) \mathbf{1}_{S_K}^\top \boldsymbol{\eta}_{(K)}}{\|\boldsymbol{\eta}_{(K)}\|_2} \right) \\
&= ((\text{diag}(\boldsymbol{\theta}_1 + \boldsymbol{\theta}_2)) \mathbf{v})^\top,
\end{aligned}$$

where $\mathbf{v} := \text{diag}(\mathbf{s})^{-1} \mathbf{R}^\top \text{diag}(\boldsymbol{\eta}) \mathbf{1}_N$. Then

$$\begin{aligned}
&\lim_{N \rightarrow \infty} \frac{1}{N} \mathbf{1}_N^\top (\text{diag}(\beta + \gamma)) \mathbf{V} \tilde{\mathbf{\Lambda}} \mathbf{V}^\top \mathbf{1}_N \\
&= \lim_{N \rightarrow \infty} \frac{1}{N} \mathbf{v}^\top (\text{diag}(\boldsymbol{\theta}_1 + \boldsymbol{\theta}_2)) \mathbf{O} \tilde{\mathbf{\Lambda}} \mathbf{O}^\top \mathbf{v} \\
&= \lim_{N \rightarrow \infty} \left(\frac{\mathbf{v}}{\sqrt{N}} \right)^\top (\text{diag}(\boldsymbol{\theta}_1 + \boldsymbol{\theta}_2)) \mathbf{O} \tilde{\mathbf{\Lambda}} \mathbf{O}^\top \left(\frac{\mathbf{v}}{\sqrt{N}} \right).
\end{aligned}$$

Invoking (A.10) and (A.11) from the proof of Corollary 2, we obtain

$$\begin{aligned} & \lim_{N \rightarrow \infty} \frac{1}{N} \mathbf{1}_N^\top (\text{diag}(\boldsymbol{\beta} + \boldsymbol{\gamma})) \mathbf{V} \tilde{\mathbf{\Lambda}} \mathbf{V}^\top \mathbf{1}_N \\ &= \frac{\nu_1^2}{\nu_2} \mathbf{1}_K^\top \text{diag}(\boldsymbol{\pi})^{\frac{1}{2}} (\text{diag}(\boldsymbol{\theta}_1 + \boldsymbol{\theta}_2)) \mathbf{C}^{\frac{1}{2}} (\|\mathbf{C}\|_2 \mathbf{I}_K - \delta \mathbf{C})^{-1} \mathbf{C}^{\frac{1}{2}} \text{diag}(\boldsymbol{\pi})^{\frac{1}{2}} \mathbf{1}_K. \end{aligned}$$

Therefore, the total causal effect is

$$\begin{aligned} \tau_T &= \sum_{k=1}^K \pi_k (\beta_{(k)} + \gamma_{(k)}) \\ &+ \delta \frac{\nu_1^2}{\nu_2} \mathbf{1}_K^\top \text{diag}(\boldsymbol{\pi})^{\frac{1}{2}} (\text{diag}(\boldsymbol{\theta}_1 + \boldsymbol{\theta}_2)) \mathbf{C}^{\frac{1}{2}} (\|\mathbf{C}\|_2 \mathbf{I}_K - \delta \mathbf{C})^{-1} \mathbf{C}^{\frac{1}{2}} \text{diag}(\boldsymbol{\pi})^{\frac{1}{2}} \mathbf{1}_K. \end{aligned}$$

This completes the proof of part 2.

In part 3, we consider the special case where $\pi_1 = \dots = \pi_K = 1/K$ and $\mathbf{B} = (p - q) \mathbf{I}_K + q \mathbf{1}_K \mathbf{1}_K^\top$, $0 \leq q < p \leq 1$. Then we have

$$\begin{aligned} \tau_T &= \frac{1}{K} \sum_{k=1}^K (\beta_{(k)} + \gamma_{(k)}) + \delta \frac{\nu_1^2}{\nu_2} \frac{1}{K} \mathbf{1}_K^\top (\text{diag}(\boldsymbol{\theta}_1 + \boldsymbol{\theta}_2)) \mathbf{B}^{\frac{1}{2}} (\|\mathbf{B}\|_2 \mathbf{I}_K - \delta \mathbf{B})^{-1} \mathbf{B}^{\frac{1}{2}} \mathbf{1}_K \\ &= \frac{1}{K} \sum_{k=1}^K (\beta_{(k)} + \gamma_{(k)}) + \frac{\delta}{1 - \delta} \frac{\nu_1^2}{\nu_2} \frac{1}{K} \mathbf{1}_K^\top (\text{diag}(\boldsymbol{\theta}_1 + \boldsymbol{\theta}_2)) \mathbf{1}_K \\ &= \frac{1}{K} \sum_{k=1}^K (\beta_{(k)} + \gamma_{(k)}) + \frac{\delta}{1 - \delta} \frac{\nu_1^2}{\nu_2} \frac{1}{K} \sum_{k=1}^K (\beta_{(k)} + \gamma_{(k)}). \end{aligned}$$

B. Rates of convergence for causal effect estimators. We state theoretical guarantees for maximum likelihood estimators $(\hat{\boldsymbol{\theta}}, \hat{\kappa}^2)$ of $(\boldsymbol{\theta}, \kappa^2)$ and the spectral estimator $\hat{a}(\delta)$ of $a(\delta)$, which pave the way for proving Theorem 4.

Estimating $(\boldsymbol{\theta}, \kappa^2)$. The specification of the Gaussian Markov random field implies that the loglikelihood of $\boldsymbol{\theta}$ and κ^2 is

$$\begin{aligned} \ell(\boldsymbol{\theta}, \kappa^2) &= -\frac{N}{2} \log(\kappa^2) + \frac{1}{2} \log(\det(\mathbf{I}_N - \delta c_N(\mathbf{z}) \mathbf{z})) - \frac{1}{2\kappa^2} \mathbf{y}^\top \mathbf{y} \\ &- \frac{1}{2\kappa^2} \boldsymbol{\Psi}^\top \mathbf{D}(\mathbf{x}, \mathbf{z})^\top (\mathbf{I}_N - \delta c_N(\mathbf{z}) \mathbf{z})^{-1} \mathbf{D}(\mathbf{x}, \mathbf{z}) \boldsymbol{\Psi} \\ &+ \frac{\delta c_N(\mathbf{z})}{2\kappa^2} \mathbf{y}^\top \mathbf{z} \mathbf{y} + \frac{\boldsymbol{\Psi}^\top}{\kappa^2} \mathbf{D}(\mathbf{x}, \mathbf{z})^\top \mathbf{y}. \end{aligned} \tag{B.1}$$

The set of maximum likelihood estimators can be expressed as

$$(\hat{\boldsymbol{\theta}}, \hat{\kappa}^2) := \{(\boldsymbol{\theta}, \kappa^2) \in \boldsymbol{\Theta} \times (0, +\infty) : \|\nabla_{\boldsymbol{\theta}, \kappa^2} \ell(\boldsymbol{\theta}, \kappa^2)\|_2 = 0\}.$$

To establish convergence rates for $\hat{\boldsymbol{\theta}}$ and $\tau_D(\hat{\boldsymbol{\theta}})$ and $\tau_I(\hat{\boldsymbol{\theta}})$, we first derive convergence rates for the natural parameter vector $\boldsymbol{\eta}(\boldsymbol{\theta}, \kappa^2)$ of the multivariate Gaussian, which is defined by

$$\boldsymbol{\eta}(\boldsymbol{\theta}, \kappa^2) := (\beta/\kappa^2, \gamma/\kappa^2, \delta/\kappa^2, 1/\kappa^2)^\top.$$

We then obtain convergence rates for $\hat{\boldsymbol{\theta}}$ based on $\boldsymbol{\eta}(\hat{\boldsymbol{\theta}}, \hat{\kappa}^2)$.

The specification of the Gaussian Markov random field implies that the resulting probability density function belongs to a regular exponential family of probability densities in the sense of Brown [8, p. 2]. Plugging the values of $\boldsymbol{\mu}(\mathbf{x}, \mathbf{z})$ and $\boldsymbol{\Omega}(\mathbf{x}, \mathbf{z})$ into the probability density function of the multivariate Gaussian, the conditional probability density of $\mathbf{Y} \mid (\mathbf{X}, \mathbf{Z}) = (\mathbf{x}, \mathbf{z})$ can be written as

$$(B.2) \quad f_{\mathbf{y}|\mathbf{x}, \mathbf{z}}(\mathbf{y} \mid \mathbf{x}, \mathbf{z}) = \psi(\boldsymbol{\theta}, \kappa^2) b(\mathbf{y}) \exp(-\boldsymbol{\eta}(\boldsymbol{\theta}, \kappa^2)^\top \mathbf{T}(\mathbf{y})),$$

where $\boldsymbol{\eta}(\boldsymbol{\theta}, \kappa^2) := (\beta/\kappa^2, \gamma/\kappa^2, \delta/\kappa^2, 1/\kappa^2)^\top$ and

$$\begin{aligned} \psi(\boldsymbol{\theta}, \kappa^2) &:= \sqrt{\frac{\det(\mathbf{I}_N - \delta c_N(\mathbf{z}) \mathbf{z})}{(2\pi\kappa^2)^N}} \\ &\quad \times \exp\left(-\frac{1}{2\kappa^2} \boldsymbol{\Psi}^\top \mathbf{D}(\mathbf{x}, \mathbf{z})^\top (\mathbf{I}_N - \delta c_N(\mathbf{z}) \mathbf{z})^{-1} \mathbf{D}(\mathbf{x}, \mathbf{z}) \boldsymbol{\Psi}\right) \\ \mathbf{T}(\mathbf{y}) &:= \left(\mathbf{y}^\top \mathbf{D}(\mathbf{x}, \mathbf{z}), \frac{c_N(\mathbf{z})}{2} \mathbf{y}^\top \mathbf{z} \mathbf{y}, -\frac{\mathbf{y}^\top \mathbf{y}}{2}\right)^\top \\ b(\mathbf{y}) &:= 1. \end{aligned}$$

We use the exponential family form above in the proof of Lemma 1 and Proposition 4.

Lemma 1 helps establish convergence rates for $\hat{\boldsymbol{\theta}}$ and $\hat{\kappa}^2$. We assume that the data-generating parameters $\boldsymbol{\theta}^* := (\beta^*, \gamma^*, \delta^*)$ satisfy $\beta^* + \gamma^* \neq 0$ and $\delta^* \in (-1, 1)$. It can be shown that, for all

$$(B.3) \quad \epsilon^* \in \left(0, \frac{1}{\kappa^{*2}} \min\left\{|\beta^* + \gamma^*|, \frac{1 - |\delta^*|}{3}\right\}\right),$$

the bounding constant $L(\boldsymbol{\theta}, \kappa^2)$ in Lemma 1 is finite for all $\boldsymbol{\theta} \in \boldsymbol{\Theta}$ and all $\kappa^2 > 0$ for which $\boldsymbol{\eta}(\boldsymbol{\theta}, \kappa^2) \in \mathcal{B}(\boldsymbol{\eta}(\boldsymbol{\theta}^*, \kappa^{*2}), \epsilon^*)$, and the Fisher information matrix $\mathcal{I}(\boldsymbol{\eta}(\boldsymbol{\theta}, \kappa^2))$ is invertible at $\boldsymbol{\eta}(\boldsymbol{\theta}, \kappa^2)$. The following result establishes convergence rates for $\boldsymbol{\eta}(\hat{\boldsymbol{\theta}}, \hat{\kappa}^2)$ by bounding

$$\Lambda_N(\boldsymbol{\theta}^*, \kappa^{*2}) := \sup_{\boldsymbol{\eta} \in \mathcal{B}(\boldsymbol{\eta}(\boldsymbol{\theta}^*, \kappa^{*2}), \epsilon^*)} \|\mathcal{I}(\boldsymbol{\eta}(\boldsymbol{\theta}, \kappa^2))^{-1}\|_2.$$

We then obtain the convergence rates for $\hat{\boldsymbol{\theta}}$ based on $\boldsymbol{\eta}(\hat{\boldsymbol{\theta}}, \hat{\kappa}^2)$.

Proposition 4. Concentration of $\hat{\boldsymbol{\theta}}$. *Let the assumptions of Lemma 1 be satisfied and consider the event $(\mathbf{X}, \mathbf{Z}) \in \mathcal{A}_N$. If $\beta^* + \gamma^* \neq 0$, $\delta^* \in (-1, 1)$, and $c_N(\mathbf{Z})^2 (N\rho_N)^2 \sqrt{N}/\log N \rightarrow \infty$ as $N \rightarrow \infty$, then there exist constants $C_1(\boldsymbol{\theta}^*, \kappa^{*2}) > 0$ and $C_2(\boldsymbol{\theta}^*, \kappa^{*2}) > 0$, which depend on $\boldsymbol{\theta}^*$ and κ^{*2} but do not depend on N , such that*

$$\begin{aligned} \|\boldsymbol{\eta}(\hat{\boldsymbol{\theta}}, \hat{\kappa}^2) - \boldsymbol{\eta}(\boldsymbol{\theta}^*, \kappa^{*2})\|_2 &\leq C_1(\boldsymbol{\theta}^*, \kappa^{*2}) \frac{1}{c_N(\mathbf{Z})^2 (N\rho_N)^2} \sqrt{\frac{\log N}{N}} \\ \|\hat{\boldsymbol{\theta}} - \boldsymbol{\theta}^*\|_2 &\leq C_2(\boldsymbol{\theta}^*, \kappa^{*2}) \frac{1}{c_N(\mathbf{Z})^2 (N\rho_N)^2} \sqrt{\frac{\log N}{N}} \end{aligned}$$

with probability at least $1 - 8/N^2$, provided N is large enough.

Proposition 4 is proved in Supplement B.4.

Estimating $a(\delta)$. For any $\delta \in (-1, 1)$, define

$$a_N(\delta) := \frac{\delta}{N} (\mathbf{1}_N^\top \mathbf{T}) \left(\|\mathbf{T}\|_2^2 \mathbf{I}_K - \delta \mathbf{T}^\top \mathbf{T} \right)^{-1} (\mathbf{T}^\top \mathbf{1}_N),$$

so that $a(\delta) = \lim_{N \rightarrow \infty} a_N(\delta)$. We have the following result.

Proposition 5. Concentration of $\hat{a}(\delta)$. Assume that Condition 3 holds and consider $\delta \in (-1, 1)$. Then there exists a constant $C_a(\delta) > 0$, which is a non-decreasing function of $|\delta|$ that does not depend on N , such that

$$|\hat{a}(\delta) - a_N(\delta)| \leq C_a(\delta) g(\mathbf{Z}),$$

and there exists a constant $C_0 > 0$ such that

$$\mathbb{P} \left(g(\mathbf{Z}) \leq \sqrt{\frac{\log N}{N \rho_N}} \right) \geq 1 - \frac{C_0}{N^2},$$

where $g : \{0, 1\}^{\binom{N}{2}} \mapsto (0, +\infty)$ is a function of interference graph $\mathbf{Z} \in \{0, 1\}^{\binom{N}{2}}$.

Proposition 5 is proved in Supplement B.5 [6].

B.1. Proof of Proposition 1.

Proof of Proposition 1. From Lemma 2, we have $\mathbb{E}[\mathbf{Y} \mid (\mathbf{X}, \mathbf{Z})] = \mathbf{M}(\delta, \mathbf{Z}) \mathbf{D}(\mathbf{X}, \mathbf{Z}) \boldsymbol{\Psi}$, where $\boldsymbol{\Psi} := (\beta, \gamma)^\top$ and $\mathbf{D}(\mathbf{X}, \mathbf{Z})$ is the $N \times 2$ matrix with rows $(X_1, X_{n(1)} Z_{1,n(1)}), \dots, (X_N, X_{n(N)} Z_{N,n(N)})$. Hence,

$$\mathbb{E}[\hat{\boldsymbol{\Psi}}^{OLS} \mid (\mathbf{X}, \mathbf{Z})] = (\mathbf{D}(\mathbf{X}, \mathbf{Z})^\top \mathbf{D}(\mathbf{X}, \mathbf{Z}))^{-1} \mathbf{D}(\mathbf{X}, \mathbf{Z})^\top \mathbf{M}(\delta, \mathbf{Z}) \mathbf{D}(\mathbf{X}, \mathbf{Z}) \boldsymbol{\Psi}.$$

We prove that

$$(B.4) \quad \frac{\mathbf{D}(\mathbf{X}, \mathbf{Z})^\top \mathbf{D}(\mathbf{X}, \mathbf{Z})}{N} \xrightarrow{\text{a.s.}} \begin{pmatrix} \pi & \pi^2 \chi \\ \pi^2 \chi & \pi \chi \end{pmatrix},$$

$$(B.5) \quad \frac{\mathbf{D}(\mathbf{X}, \mathbf{Z})^\top \mathbf{M}(\delta, \mathbf{Z}) \mathbf{D}(\mathbf{X}, \mathbf{Z}) \boldsymbol{\Psi}}{N} \xrightarrow{\text{a.s.}} \begin{pmatrix} \beta \pi (1 - \chi) \\ 0 \end{pmatrix} + \frac{\pi \chi}{1 - \delta^2} \begin{pmatrix} (\beta + \gamma \delta) + (\gamma + \beta \delta) \pi \\ (\gamma + \beta \delta) + (\beta + \gamma \delta) \pi \end{pmatrix}$$

Proving (B.4).

$$\begin{aligned} \frac{\mathbf{D}(\mathbf{X}, \mathbf{Z})^\top \mathbf{D}(\mathbf{X}, \mathbf{Z})}{N} &= \frac{1}{N} \begin{pmatrix} \sum_{i=1}^N X_i & \sum_{i=1}^N X_i X_{n(i)} Z_{i,n(i)} \\ \sum_{i=1}^N X_i X_{n(i)} Z_{i,n(i)} & \sum_{i=1}^N X_{n(i)} Z_{i,n(i)} \end{pmatrix} \\ &\xrightarrow{\text{a.s.}} \begin{pmatrix} \pi & \pi^2 \chi \\ \pi^2 \chi & \pi \chi \end{pmatrix}, \end{aligned}$$

by strong law of large numbers, noting that \mathbf{X} and \mathbf{Z} are independent by Condition 1.

Proving (B.5). The i -th element of $M(\delta, \mathbf{Z}) D(\mathbf{X}, \mathbf{Z}) \Psi$ is

$$\begin{aligned}
& \sum_{j=1}^N M_{i,j}(\delta, \mathbf{Z}) (\beta X_i + \gamma X_{n(i)} Z_{i,n(i)}) \\
&= M_{i,i}(\delta, \mathbf{Z}) (\beta X_i + \gamma X_{n(i)} Z_{i,n(i)}) + M_{i,n(i)}(\delta, \mathbf{Z}) (\beta X_{n(i)} + \gamma X_i Z_{i,n(i)}) \\
&= \frac{1}{1 - \delta^2 Z_{i,n(i)}} (\beta X_i + \gamma X_{n(i)} Z_{i,n(i)}) + \frac{\delta Z_{i,n(i)}}{1 - \delta^2 Z_{i,n(i)}} (\beta X_{n(i)} + \gamma X_i Z_{i,n(i)}) \\
&= \frac{1}{1 - \delta^2 Z_{i,n(i)}} (\beta X_i + (\gamma + \beta \delta) X_{n(i)} Z_{i,n(i)} + \gamma \delta X_i Z_{i,n(i)}).
\end{aligned}$$

Hence,

$$\begin{aligned}
& \frac{D(\mathbf{X}, \mathbf{Z})^\top M(\delta, \mathbf{Z}) D(\mathbf{X}, \mathbf{Z}) \Psi}{N} \\
&= \frac{1}{N} \begin{pmatrix} \sum_{i=1}^N \frac{1}{1 - \delta^2 Z_{i,n(i)}} (\beta X_i + (\gamma + \beta \delta) X_i X_{n(i)} Z_{i,n(i)} + \gamma \delta X_i Z_{i,n(i)}) \\ \sum_{i=1}^N \frac{1}{1 - \delta^2 Z_{i,n(i)}} ((\beta + \gamma \delta) X_i X_{n(i)} Z_{i,n(i)} + (\gamma + \beta \delta) X_{n(i)} Z_{i,n(i)}) \end{pmatrix}.
\end{aligned}$$

By strong law of large numbers,

$$\begin{aligned}
& \frac{(D(\mathbf{X}, \mathbf{Z})^\top M(\delta, \mathbf{Z}) D(\mathbf{X}, \mathbf{Z}) \Psi)_1}{N} \xrightarrow{\text{a.s.}} \beta \pi \left((1 - \chi) + \frac{\chi}{1 - \delta^2} \right) \\
& \quad + (\gamma + \beta \delta) \pi^2 \frac{\chi}{1 - \delta^2} + \gamma \delta \pi \frac{\chi}{1 - \delta^2} \\
&= \beta \pi (1 - \chi) + \frac{\pi \chi}{1 - \delta^2} ((\beta + \gamma \delta) + (\gamma + \beta \delta) \pi), \\
& \frac{(D(\mathbf{X}, \mathbf{Z})^\top M(\delta, \mathbf{Z}) D(\mathbf{X}, \mathbf{Z}) \Psi)_2}{N} \xrightarrow{\text{a.s.}} (\beta + \gamma \delta) \pi^2 \frac{\chi}{1 - \delta^2} + (\gamma + \beta \delta) \pi \frac{\chi}{1 - \delta^2} \\
&= \frac{\pi \chi}{1 - \delta^2} ((\gamma + \beta \delta) + (\beta + \gamma \delta) \pi).
\end{aligned}$$

Therefore,

$$\frac{D(\mathbf{X}, \mathbf{Z})^\top M(\delta, \mathbf{Z}) D(\mathbf{X}, \mathbf{Z}) \Psi}{N} \xrightarrow{\text{a.s.}} \begin{pmatrix} \beta \pi (1 - \chi) \\ 0 \end{pmatrix} + \frac{\pi \chi}{1 - \delta^2} \begin{pmatrix} (\beta + \gamma \delta) + (\gamma + \beta \delta) \pi \\ (\gamma + \beta \delta) + (\beta + \gamma \delta) \pi \end{pmatrix}.$$

Conclusion. Combining (B.4) and (B.5) yields

$$\begin{aligned}
& \mathbb{E}[\hat{\Psi}^{OLS} | (\mathbf{X}, \mathbf{Z})] \\
& \xrightarrow{\text{a.s.}} \begin{pmatrix} 1 & \pi \chi \\ \pi \chi & \chi \end{pmatrix}^{-1} \left[\begin{pmatrix} \beta (1 - \chi) \\ 0 \end{pmatrix} + \frac{\chi}{1 - \delta^2} \begin{pmatrix} (\beta + \gamma \delta) + (\gamma + \beta \delta) \pi \\ (\gamma + \beta \delta) + (\beta + \gamma \delta) \pi \end{pmatrix} \right] \\
&= \frac{1}{\chi(1 - \pi^2 \chi)} \begin{pmatrix} \chi & -\pi \chi \\ -\pi \chi & 1 \end{pmatrix} \left[\begin{pmatrix} \beta (1 - \chi) \\ 0 \end{pmatrix} + \frac{\chi}{1 - \delta^2} \begin{pmatrix} (\beta + \gamma \delta) + (\gamma + \beta \delta) \pi \\ (\gamma + \beta \delta) + (\beta + \gamma \delta) \pi \end{pmatrix} \right]
\end{aligned}$$

$$\begin{aligned}
&= \frac{\beta(1-\chi)}{1-\pi^2\chi} \begin{pmatrix} 1 \\ -\pi \end{pmatrix} + \frac{1}{(1-\pi^2\chi)(1-\delta^2)} \begin{pmatrix} \chi & -\pi\chi \\ -\pi\chi & 1 \end{pmatrix} \begin{pmatrix} (\beta+\gamma\delta) + (\gamma+\beta\delta)\pi \\ (\gamma+\beta\delta) + (\beta+\gamma\delta)\pi \end{pmatrix} \\
&= \frac{\beta(1-\chi)}{1-\pi^2\chi} \begin{pmatrix} 1 \\ -\pi \end{pmatrix} + \frac{1}{(1-\pi^2\chi)(1-\delta^2)} \begin{pmatrix} (\beta+\gamma\delta)(1-\pi^2)\chi \\ (\beta+\gamma\delta)\pi(1-\chi) + (\gamma+\beta\delta)(1-\pi^2\chi) \end{pmatrix} \\
&= \begin{pmatrix} \frac{\beta(1-\chi)}{1-\pi^2\chi} + \frac{(1-\pi^2)\chi}{(1-\pi^2\chi)(1-\delta^2)}(\beta+\gamma\delta) \\ \frac{(\gamma+\beta\delta)(\delta\pi(1-\chi) + 1 - \pi^2\chi)}{(1-\pi^2\chi)(1-\delta^2)} \end{pmatrix}.
\end{aligned}$$

B.2. Proof of Proposition 2.

Bounding $\mathbb{P}((\mathbf{X}, \mathbf{Z}) \in \mathcal{A}_{1,N})$. In Lemma 3, we show that

$$\mathbb{P} \left(\min_{1 \leq i \leq N} \sum_{j=1}^N Z_{i,j} > p_{\min} \left(1 - \sqrt{\frac{6}{p_{\min} D}} \right) N \rho_N \right) \geq 1 - \frac{1}{N^2}.$$

Also, we showed in the proof of Corollary 1 (see Equation (A.4)) that under Condition 3, there exists a constant $l > 0$ such that $\|\mathbf{Z} - \mathbf{P}\|_2 \leq l\sqrt{N\rho_N}$ with probability at least $1 - 1/N^2$.

Therefore,

$$\mathbb{P}((\mathbf{X}, \mathbf{Z}) \in \mathcal{A}_{1,N}) \geq 1 - \frac{2}{N^2}.$$

Bounding $\mathbb{P}((\mathbf{X}, \mathbf{Z}) \in \mathcal{A}_{2,N})$. We invoke the Hoeffding's inequality to obtain

$$\mathbb{P}_{\mathcal{X}} \left(\left| \frac{\sum_{j=1}^N X_j Z_{i,j}}{\sum_{j=1}^N Z_{i,j}} - \pi \right| \leq \frac{t}{\sum_{j=1}^N Z_{i,j}} \right) \geq 1 - 2 \exp \left(-\frac{t^2}{\sum_{j=1}^N Z_{i,j}} \right).$$

Choosing $t := \sqrt{3 \log N \sum_{j=1}^N Z_{i,j}}$, and taking a union bound over all $i \in \{1, \dots, N\}$, we obtain

$$\mathbb{P} \left(\bigcap_{i=1}^N \left\{ \left| \frac{\sum_{j=1}^N X_j Z_{i,j}}{\sum_{j=1}^N Z_{i,j}} - \pi \right| \leq \sqrt{\frac{3 \log N}{\sum_{j=1}^N Z_{i,j}}} \right\} \right) \geq 1 - \frac{2}{N^2}.$$

Hoeffding's inequality also implies that

$$\mathbb{P} \left(\left| \frac{\sum_{j=1}^N X_j}{N} - \pi \right| \leq \sqrt{\frac{2 \log N}{N}} \right) \geq 1 - \frac{2}{N^2}.$$

Combining these two results gives

$$\mathbb{P}((\mathbf{X}, \mathbf{Z}) \in \mathcal{A}_{2,N}) \geq 1 - \frac{4}{N^2}.$$

Bounding $\mathbb{P}((\mathbf{X}, \mathbf{Z}) \in \mathcal{A}_{3,N})$. The matrix $\mathbf{H}(\mathbf{X}, \mathbf{Z})$ is defined as the projection matrix onto the column space of $\mathbf{D}(\mathbf{X}, \mathbf{Z})$, where the i -th row of $\mathbf{D}(\mathbf{X}, \mathbf{Z})$ is given by

$(X_i, \sum_{j=1}^N X_j Z_{i,j} / \sum_{j=1}^N Z_{i,j})$. Let us define $\bar{D}(\mathbf{X}) \in \mathbb{R}^{N \times 2}$ such that its i -th row is (X_i, π) . Then

$$(B.6) \quad \|\mathbf{D}(\mathbf{X}, \mathbf{Z}) - \bar{D}(\mathbf{X})\|_F^2 = \sum_{i=1}^N \left(\frac{\sum_{j=1}^N X_j Z_{i,j}}{\sum_{j=1}^N Z_{i,j}} - \pi \right)^2 \leq \frac{3 \log N}{d_1 \rho_N},$$

provided $(\mathbf{X}, \mathbf{Z}) \in \mathcal{A}_{1,N} \cap \mathcal{A}_{2,N}$, where

$$d_1 := p_{\min} \left(1 - \sqrt{\frac{6}{p_{\min} D}} \right).$$

Let $\bar{H}(\mathbf{X})$ be the projection matrix onto the column space of $\bar{D}(\mathbf{X})$. To bound the probability of event $\mathcal{A}_{3,N}$, we first show that if $(\mathbf{X}, \mathbf{Z}) \in \mathcal{A}_{1,N} \cap \mathcal{A}_{2,N}$, the projection matrices $H(\mathbf{X}, \mathbf{Z})$ and $\bar{H}(\mathbf{X})$ are close in terms of the spectral norm.

Bounding $\|H(\mathbf{X}, \mathbf{Z}) - \bar{H}(\mathbf{X})\|_2$. The Davis-Kahan theorem (Theorem 1, Yu, Wang and Samworth [40]) gives

$$(B.7) \quad \|H(\mathbf{X}, \mathbf{Z}) - \bar{H}(\mathbf{X})\|_2 \leq \frac{\|\mathbf{D}(\mathbf{X}, \mathbf{Z}) \mathbf{D}(\mathbf{X}, \mathbf{Z})^\top - \bar{D}(\mathbf{X}) \bar{D}(\mathbf{X})^\top\|_F}{\lambda_{\min}(\bar{D}(\mathbf{X})^\top \bar{D}(\mathbf{X}))}.$$

The numerator on the right-hand side above,

$$\begin{aligned} & \|\mathbf{D}(\mathbf{X}, \mathbf{Z}) \mathbf{D}(\mathbf{X}, \mathbf{Z})^\top - \bar{D}(\mathbf{X}) \bar{D}(\mathbf{X})^\top\|_F \\ & \leq \|\mathbf{D}(\mathbf{X}, \mathbf{Z}) - \bar{D}(\mathbf{X})\|_F^2 + 2 \|\bar{D}(\mathbf{X})\|_F \|\mathbf{D}(\mathbf{X}, \mathbf{Z}) - \bar{D}(\mathbf{X})\|_F \\ & \leq \frac{3 \log N}{d_1 \rho_N} + 2 \sqrt{2N} \sqrt{\frac{3 \log N}{d_1 \rho_N}}, \end{aligned}$$

leveraging (B.6) and noting that $\|\bar{D}(\mathbf{X})\|_F \leq \sqrt{2N}$. Since $N \rho_N \geq D \log N$ by Condition 3, we obtain

$$\|\mathbf{D}(\mathbf{X}, \mathbf{Z}) \mathbf{D}(\mathbf{X}, \mathbf{Z})^\top - \bar{D}(\mathbf{X}) \bar{D}(\mathbf{X})^\top\|_F \leq N \left(\frac{3}{d_1 D} + 2 \sqrt{2} \sqrt{\frac{3}{d_1 D}} \right).$$

Recall that $d_1 := p_{\min}(1 - \sqrt{6/p_{\min} D})$. The condition $D \geq 96(1 + 2\sqrt{2})^2/p_{\min}((1 - \sqrt{(1+p^*)/2})^2 \pi^3(1 - \pi))$ implies that $D > 24/p_{\min}$, so that we have $d_1 > p_{\min}/2$. Hence,

$$(B.8) \quad \begin{aligned} & \|\mathbf{D}(\mathbf{X}, \mathbf{Z}) \mathbf{D}(\mathbf{X}, \mathbf{Z})^\top - \bar{D}(\mathbf{X}) \bar{D}(\mathbf{X})^\top\|_F \\ & \leq N \left(\frac{6}{p_{\min} D} + 2 \sqrt{2} \sqrt{\frac{6}{p_{\min} D}} \right) \leq N(1 + 2\sqrt{2}) \sqrt{\frac{6}{p_{\min} D}}. \end{aligned}$$

To bound the denominator on the right-hand side of (B.7), note that

$$\bar{D}(\mathbf{X})^\top \bar{D}(\mathbf{X}) = \begin{pmatrix} \sum_{i=1}^N X_i & \pi \sum_{i=1}^N X_i \\ \pi \sum_{i=1}^N X_i & N \pi^2 \end{pmatrix},$$

which implies,

$$\lambda_{\min}(\bar{D}(\mathbf{X})^\top \bar{D}(\mathbf{X})) \geq \sqrt{\det(\bar{D}(\mathbf{X})^\top \bar{D}(\mathbf{X}))} = \sqrt{\pi^2 \sum_{i=1}^N X_i (N - \sum_{i=1}^N X_i)}.$$

If $(\mathbf{X}, \mathbf{Z}) \in \mathcal{A}_{2,N}$, we have

$$\begin{aligned}
\lambda_{\min}(\overline{\mathbf{D}}(\mathbf{X})^\top \overline{\mathbf{D}}(\mathbf{X})) &\geq \sqrt{\pi^2 (N - \sqrt{2N \log N}) (N(1 - \pi) - \sqrt{2N \log N})} \\
&= \sqrt{\pi^2 N^2 \left(\pi - \sqrt{\frac{2 \log N}{N}} \right) \left((1 - \pi) - \sqrt{\frac{2 \log N}{N}} \right)} \\
&\geq N \pi \sqrt{\frac{\pi(1 - \pi)}{4}}
\end{aligned}
\tag{B.9}$$

for all $N \geq N_1$, choosing N_1 so that $\sqrt{2 \log N/N} \leq \min\{\pi, 1 - \pi\}/2$ for all $N \geq N_1$. Combining (B.7), (B.8) and (B.9), we obtain that if $(\mathbf{X}, \mathbf{Z}) \in \mathcal{A}_{1,N} \cap \mathcal{A}_{2,N}$, then

$$\begin{aligned}
\|\mathbf{H}(\mathbf{X}, \mathbf{Z}) - \overline{\mathbf{H}}(\mathbf{X})\|_2 &\leq N(1 + 2\sqrt{2}) \sqrt{\frac{6}{p_{\min} D}} \cdot \frac{1}{N\pi} \sqrt{\frac{4}{\pi(1 - \pi)}} \\
&\leq \frac{2(1 + 2\sqrt{2})}{\pi \sqrt{\pi(1 - \pi)}} \sqrt{\frac{6}{p_{\min} D}}.
\end{aligned}
\tag{B.10}$$

Now, we proceed to establish a lower bound on $\|(\mathbf{I}_N - \mathbf{H}(\mathbf{X}, \mathbf{Z})) \mathbf{P} \mathbf{v}\|_2$:

$$\begin{aligned}
&\|(\mathbf{I}_N - \mathbf{H}(\mathbf{X}, \mathbf{Z})) \mathbf{P} \mathbf{v}\|_2 \\
&\geq \|(\mathbf{I}_N - \overline{\mathbf{H}}(\mathbf{X})) \mathbf{P} \mathbf{v}\|_2 - \|(\mathbf{H}(\mathbf{X}, \mathbf{Z}) - \overline{\mathbf{H}}(\mathbf{X})) \mathbf{P} \mathbf{v}\|_2 \\
&\geq \|\mathbf{P} \mathbf{v}\|_2 - \|\overline{\mathbf{H}}(\mathbf{X}) \mathbf{P} \mathbf{v}\|_2 - \|(\mathbf{H}(\mathbf{X}, \mathbf{Z}) - \overline{\mathbf{H}}(\mathbf{X})) \mathbf{P} \mathbf{v}\|_2.
\end{aligned}
\tag{B.11}$$

Bounding $\|\overline{\mathbf{H}}(\mathbf{X}) \mathbf{P} \mathbf{v}\|_2$. $\overline{\mathbf{H}}(\mathbf{X})$ is the projection matrix onto the column space of $\overline{\mathbf{D}}(\mathbf{X})$, that is, the space spanned by the vectors $\mathbf{1}_N$ and \mathbf{X} . Using Gram-Schmidt orthogonalization, we obtain that the column space of $\overline{\mathbf{D}}(\mathbf{X})$ is also spanned by the orthogonal vectors $\mathbf{1}_N$ and \mathbf{U} , where

$$\mathbf{U} := \left(\mathbf{I}_N - \frac{\mathbf{1}_N \mathbf{1}_N^\top}{N} \right) \mathbf{X}.$$

So, we can write the projection matrix $\overline{\mathbf{H}}(\mathbf{X})$ as the sum of rank-one projection matrices corresponding to $\mathbf{1}_N$ and \mathbf{U} ,

$$\overline{\mathbf{H}}(\mathbf{X}) = \frac{\mathbf{1}_N \mathbf{1}_N^\top}{N} + \frac{\mathbf{U} \mathbf{U}^\top}{\mathbf{U}^\top \mathbf{U}}.$$

Then

$$\begin{aligned}
\|\overline{\mathbf{H}}(\mathbf{X}) \mathbf{P} \mathbf{v}\|_2^2 &= \left\| \frac{\mathbf{1}_N \mathbf{1}_N^\top}{N} \mathbf{P} \mathbf{v} \right\|_2^2 + \left\| \frac{\mathbf{U} \mathbf{U}^\top}{\mathbf{U}^\top \mathbf{U}} \mathbf{P} \mathbf{v} \right\|_2^2 \\
&= \frac{((\mathbf{P} \mathbf{v})^\top \mathbf{1}_N)^2}{N} + \frac{((\mathbf{P} \mathbf{v})^\top \mathbf{U})^2}{\mathbf{U}^\top \mathbf{U}}.
\end{aligned}
\tag{B.12}$$

By assumption, there exists a constant $p^* \in (0, 1)$ such that the first term on the right-hand side of above,

$$\frac{((\mathbf{P} \mathbf{v})^\top \mathbf{1}_N)^2}{N} \leq p^* \|\mathbf{P} \mathbf{v}\|_2^2.
\tag{B.13}$$

For the second term, note that the denominator,

$$\mathbf{U}^\top \mathbf{U} = \mathbf{X} \left(\mathbf{I}_N - \frac{\mathbf{1}_N \mathbf{1}_N^\top}{N} \right) \mathbf{X} = \frac{\sum_{i=1}^N X_i (N - \sum_{i=1}^N X_i)}{N} \geq \frac{N\pi(1 - \pi)}{4}
\tag{B.14}$$

for all $N \geq N_1$, provided that $(\mathbf{X}, \mathbf{Z}) \in \mathcal{A}_{2,N}$, as shown in (B.9). Also, the numerator $(\mathbf{P}\mathbf{v})^\top \mathbf{U}$ is linear in \mathbf{X} , with coefficients $(\mathbf{I}_N - (\mathbf{1}_N \mathbf{1}_N^\top)/N) \mathbf{P}\mathbf{v} = \mathbf{P}\mathbf{v} - \overline{\mathbf{P}\mathbf{v}} \mathbf{1}_N$, where $\overline{\mathbf{P}\mathbf{v}}$ is the mean of $(\mathbf{P}\mathbf{v})_i$'s. The coefficients are bounded above in magnitude by $|(\mathbf{P}\mathbf{v})_i - \overline{\mathbf{P}\mathbf{v}}|$. We compute

$$\mathbb{E}[(\mathbf{P}\mathbf{v})^\top \mathbf{U}] = (\mathbf{P}\mathbf{v})^\top \left(\mathbf{I}_N - \frac{\mathbf{1}_N \mathbf{1}_N^\top}{N} \right) \mathbb{E}[\mathbf{X}] = (\mathbf{P}\mathbf{v})^\top \left(\mathbf{I}_N - \frac{\mathbf{1}_N \mathbf{1}_N^\top}{N} \right) \pi \mathbf{1}_N = 0.$$

So, by applying Hoeffding's inequality, we obtain

$$(B.15) \quad \mathbb{P} \left(|(\mathbf{P}\mathbf{v})^\top \mathbf{U}| \leq \sqrt{2 \left(\sum_{i=1}^N ((\mathbf{P}\mathbf{v})_i - \overline{\mathbf{P}\mathbf{v}})^2 \right) \log N} \right) \geq 1 - \frac{2}{N^2}.$$

Combining (B.12), (B.13), (B.14) and (B.15), we obtain that with probability at least $1 - 6/N^2$ (recall that we also required $(\mathbf{X}, \mathbf{Z}) \in \mathcal{A}_{2,N}$),

$$(B.16) \quad \begin{aligned} \|\overline{\mathbf{H}}(\mathbf{X}) \mathbf{P}\mathbf{v}\|_2^2 &\leq p^* \|\mathbf{P}\mathbf{v}\|_2^2 + \frac{8 \log N}{N \pi (1 - \pi)} \left(\sum_{i=1}^N ((\mathbf{P}\mathbf{v})_i - \overline{\mathbf{P}\mathbf{v}})^2 \right) \\ &\leq p^* \|\mathbf{P}\mathbf{v}\|_2^2 + \frac{8 \log N}{N \pi (1 - \pi)} \|\mathbf{P}\mathbf{v}\|_2^2 \\ &\leq (p^* + (1 - p^*)/2) \|\mathbf{P}\mathbf{v}\|_2^2 \\ &\leq \frac{1 + p^*}{2} \|\mathbf{P}\mathbf{v}\|_2^2. \end{aligned}$$

for all $N \geq N_2$, where N_2 ensures that

$$\frac{8 \log N}{N \pi (1 - \pi)} \leq \frac{1 - p^*}{2}$$

for all $N \geq N_2$.

Bounding $\|(H(\mathbf{X}, \mathbf{Z}) - \overline{\mathbf{H}}(\mathbf{X})) \mathbf{P}\mathbf{v}\|_2$. We showed in (B.10) that if $(\mathbf{X}, \mathbf{Z}) \in \mathcal{A}_{1,N} \cap \mathcal{A}_{2,N}$, then

$$\|H(\mathbf{X}, \mathbf{Z}) - \overline{\mathbf{H}}(\mathbf{X})\|_2 \leq \frac{2(1 + 2\sqrt{2})}{\pi \sqrt{\pi(1 - \pi)}} \sqrt{\frac{6}{p_{\min} D}}.$$

This implies,

$$\|(H(\mathbf{X}, \mathbf{Z}) - \overline{\mathbf{H}}(\mathbf{X})) \mathbf{P}\mathbf{v}\|_2 \leq \frac{2(1 + 2\sqrt{2})}{\pi \sqrt{\pi(1 - \pi)}} \sqrt{\frac{6}{p_{\min} D}} \|\mathbf{P}\mathbf{v}\|_2.$$

Therefore, for any $\epsilon_1 > 0$, if $D \geq 24(1 + 2\sqrt{2})^2 / (\epsilon_1^2 p_{\min} \pi^3 (1 - \pi))$, then

$$(B.17) \quad \mathbb{P}(\|(H(\mathbf{X}, \mathbf{Z}) - \overline{\mathbf{H}}(\mathbf{X})) \mathbf{P}\mathbf{v}\|_2 \leq \epsilon_1 \|\mathbf{P}\mathbf{v}\|_2) \geq 1 - \frac{6}{N^2}.$$

Combining (B.11), (B.16) and (B.17), we obtain that with probability at least $1 - 12/N^2$,

$$(B.18) \quad \begin{aligned} \|(\mathbf{I}_N - H(\mathbf{X}, \mathbf{Z})) \mathbf{P}\mathbf{v}\|_2 &\geq (1 - \sqrt{(1 + p^*)/2} - \epsilon_1) \|\mathbf{P}\mathbf{v}\|_2 \\ &\geq \frac{1 - \sqrt{(1 + p^*)/2}}{2} \|\mathbf{P}\mathbf{v}\|_2, \end{aligned}$$

choosing $\epsilon_1 := (1 - \sqrt{(1 + p^*)/2})/2$. Therefore,

$$\mathbb{P}((\mathbf{X}, \mathbf{Z}) \in \mathcal{A}_{3,N}) \geq 1 - \frac{12}{N^2}.$$

B.3. *Proof of Proposition 3.* Define $\nu_1 := \mathbb{E}(U_1)$ and $\nu_2 := \mathbb{E}(U_1^2)$. U_i -s have Subgaussian tails, that is, for any $t > 0$, there exists $\sigma^2 > 0$ such that

$$\mathbb{P}(|U_i - \nu_1| > t) \leq 2 \exp\left(-\frac{t^2}{2\sigma^2}\right), \quad i = 1, \dots, N.$$

Based on Corollary 1, we know that for the rank-one case,

$$a_N(\delta^*) = \frac{\delta^*}{1 - \delta^*} \frac{(\sum_{i=1}^N U_i)^2}{N \sum_{i=1}^N U_i^2} \text{ and } a(\delta^*) = \frac{\delta^*}{1 - \delta^*} \frac{\nu_1^2}{\nu_2}.$$

Since $|\delta^*| < 1$,

$$\begin{aligned} (B.19) \quad |a_N(\delta^*) - a(\delta^*)| &= \frac{|\delta^*|}{|1 - \delta^*|} \left| \frac{(\sum_{i=1}^N U_i)^2}{N \sum_{i=1}^N U_i^2} - \frac{\nu_1^2}{\nu_2} \right| \\ &\leq \frac{1}{1 - |\delta^*|} \left| \frac{\sum_{i=1}^N U_i}{\sqrt{N \sum_{i=1}^N U_i^2}} - \frac{\nu_1}{\sqrt{\nu_2}} \right| \left| \frac{\sum_{i=1}^N U_i}{\sqrt{N \sum_{i=1}^N U_i^2}} + \frac{\nu_1}{\sqrt{\nu_2}} \right| \\ &\leq \frac{2}{1 - |\delta^*|} \left| \frac{\sum_{i=1}^N U_i}{\sqrt{N \sum_{i=1}^N U_i^2}} - \frac{\nu_1}{\sqrt{\nu_2}} \right|, \end{aligned}$$

noting that $\sum_{i=1}^N U_i / \sqrt{N \sum_{i=1}^N U_i^2}$ and $\nu_1 / \sqrt{\nu_2}$ are bounded above by 1.

$$\begin{aligned} (B.20) \quad &\left| \frac{\sum_{i=1}^N U_i}{\sqrt{N \sum_{i=1}^N U_i^2}} - \frac{\nu_1}{\sqrt{\nu_2}} \right| \\ &\leq \left| \frac{\sum_{i=1}^N (U_i - \nu_1)}{\sqrt{N \sum_{i=1}^N U_i^2}} \right| + \left| \frac{\sqrt{N} \nu_1}{\sqrt{\sum_{i=1}^N U_i^2}} - \frac{\nu_1}{\sqrt{\nu_2}} \right| \\ &= \frac{|\sum_{i=1}^N (U_i - \nu_1)|}{\sqrt{N \sum_{i=1}^N U_i^2}} + \nu_1 \left| \frac{N \nu_2 - \sum_{i=1}^N U_i^2}{\sqrt{\sum_{i=1}^N U_i^2} \sqrt{\nu_2} (\sqrt{N} \nu_2 + \sqrt{\sum_{i=1}^N U_i^2})} \right| \\ &= \frac{|\sum_{i=1}^N (U_i - \nu_1) / N|}{\sqrt{\sum_{i=1}^N U_i^2 / N}} + \frac{\nu_1 |\sum_{i=1}^N (U_i^2 - \nu_2) / N|}{\sqrt{\sum_{i=1}^N U_i^2 / N} \sqrt{\nu_2} (\nu_2 + \sqrt{\sum_{i=1}^N U_i^2 / N})}. \end{aligned}$$

Since U_1, \dots, U_N are Subgaussian with parameter σ^2 , we have

$$(B.21) \quad \mathbb{P}\left(\left|\frac{1}{N} \sum_{i=1}^N U_i - \nu_1\right| > t\right) \leq 2 \exp\left(-\frac{N t^2}{2\sigma^2}\right).$$

The assumption that U_1, \dots, U_N are Subgaussian also implies that U_1^2, \dots, U_N^2 are Subexponential with parameters $\alpha^2 > 0$ and $\lambda > 0$ (depending on σ^2), so that

$$\mathbb{P}(|U_i^2 - \nu_2| > t) \leq 2 \exp\left(-\frac{1}{2} \min\left\{\frac{t^2}{\alpha^2}, \frac{t}{\lambda}\right\}\right), \quad i = 1, \dots, N.$$

This in turn implies that

$$(B.22) \quad \mathbb{P} \left(\left| \frac{1}{N} \sum_{i=1}^N U_i^2 - \nu_2 \right| > t \right) \leq 2 \exp \left(-\frac{N}{2} \min \left\{ \frac{t^2}{\alpha^2}, \frac{t}{\lambda} \right\} \right).$$

From (B.21) and (B.22), we conclude that there exists a constant $C' > 0$ such that

$$\left| \frac{1}{N} \sum_{i=1}^N U_i - \nu_1 \right|, \left| \frac{1}{N} \sum_{i=1}^N U_i^2 - \nu_2 \right| \leq C' \sqrt{\frac{\log N}{N}},$$

with probability at least $1 - 4/N^2$. Incorporating this result into (B.20), we obtain

$$(B.23) \quad \left| \frac{\sum_{i=1}^N U_i}{\sqrt{N \sum_{i=1}^N U_i^2}} - \frac{\nu_1}{\sqrt{\nu_2}} \right| \leq \frac{C' \sqrt{\frac{\log N}{N}}}{\sqrt{\nu_2 - C' \sqrt{\frac{\log N}{N}}}} + \frac{\nu_1 C' \sqrt{\frac{\log N}{N}}}{\sqrt{\nu_2 - C' \sqrt{\frac{\log N}{N}}} \nu_2^{3/2}},$$

with probability at least $1 - 4/N^2$.

Combining (B.19) and (B.23), we conclude that there exists a constant $C(\delta^*) > 0$ such that for all sufficiently large N ,

$$|a_N(\delta^*) - a(\delta^*)| \leq C(\delta^*) \sqrt{\frac{\log N}{N}},$$

with probability at least $1 - 4/N^2$.

B.4. Proof of Proposition 4. The parameter vector of primary interest is $\boldsymbol{\theta} := (\beta, \gamma, \delta)^\top$. To establish convergence rates for the maximum likelihood estimator $\hat{\boldsymbol{\theta}}$ of the data-generating parameter vector $\boldsymbol{\theta}^*$, we leverage recent advances in statistical exponential-family theory [32, 33]. Since multivariate Gaussians are exponential families, there are two parameterizations that are more convenient to work with than the $\boldsymbol{\theta}$ -parameterization: the natural and mean-value parameterization. The natural parameter vector of the multivariate Gaussian is

$$\boldsymbol{\eta}(\boldsymbol{\theta}, \kappa^2) := (\beta/\kappa^2, \gamma/\kappa^2, \delta/\kappa^2, 1/\kappa^2)^\top.$$

We henceforth suppress the notational dependence of $\boldsymbol{\eta}(\boldsymbol{\theta}, \kappa^2)$ on $(\boldsymbol{\theta}, \kappa^2)$ and write $\boldsymbol{\eta}$ instead of $\boldsymbol{\eta}(\boldsymbol{\theta}, \kappa^2)$, and define $\hat{\boldsymbol{\eta}} := \boldsymbol{\eta}(\hat{\boldsymbol{\theta}}, \hat{\kappa}^2)$ and $\boldsymbol{\eta}^* := \boldsymbol{\eta}(\boldsymbol{\theta}^*, \kappa^{*2})$. In accordance, we write $\Lambda_N(\boldsymbol{\eta}^*) := \Lambda_N(\boldsymbol{\theta}^*, \kappa^{*2})$. The mean-value parameter vector of the multivariate Gaussian is

$$\boldsymbol{\mu}(\boldsymbol{\eta}) := \mathbb{E}_{\boldsymbol{\eta}} \boldsymbol{T}(\boldsymbol{Y}),$$

where $\boldsymbol{T}(\boldsymbol{Y})$ is the vector of sufficient statistics defined at the beginning of Supplement B. Let \mathbb{N} be the natural parameter space and $\mathbb{M} := \boldsymbol{\mu}(\mathbb{N})$ be the mean-value parameter space of the exponential family; note that the symbol \mathbb{N} should not be confused with the set of natural numbers. The map $\boldsymbol{\mu} : \mathbb{N} \mapsto \mathbb{M}$ is a homeomorphism [8, Theorem 3.6, p. 74], so the inverse map $\boldsymbol{\mu}^{-1} : \mathbb{M} \mapsto \mathbb{N}$ exists and $\boldsymbol{\mu}$ and $\boldsymbol{\mu}^{-1}$ are continuous, one-to-one, and onto. Throughout,

$$\mathcal{B}(\boldsymbol{c}, \rho) := \{\boldsymbol{v} \in \mathbb{R}^4 : \|\boldsymbol{v} - \boldsymbol{c}\|_2 \leq \rho\}$$

denotes a ℓ_2 -ball in \mathbb{R}^4 with center $\boldsymbol{c} \in \mathbb{R}^4$ and radius $\rho \in (0, \infty)$. We first establish convergence rates for $\hat{\boldsymbol{\eta}}$ and then establish convergence rates for $\hat{\boldsymbol{\theta}}$.

Convergence rates for $\hat{\boldsymbol{\eta}}$. Let

$$(B.24) \quad \epsilon^* := \frac{1}{\kappa^{*2}} \min \left\{ |\beta^* + \gamma^*|, \frac{1 - |\delta^*|}{3} \right\}$$

and consider any $\epsilon \in (0, \epsilon^*)$. At the end of the proof, we will show that the focus on the subset $\mathcal{B}(\boldsymbol{\eta}^*, \epsilon^*)$ is legitimate, because $\hat{\boldsymbol{\eta}}$ falls into $\mathcal{B}(\boldsymbol{\eta}^*, \epsilon^*)$ with high probability provided N is large enough. Define

$$\varphi(\epsilon) := \inf_{\boldsymbol{\eta} \in \text{bd } \mathcal{B}(\boldsymbol{\eta}^*, \epsilon)} \|\boldsymbol{\mu}(\boldsymbol{\eta}) - \boldsymbol{\mu}(\boldsymbol{\eta}^*)\|.$$

Observe that $\mathcal{B}(\boldsymbol{\eta}^*, \epsilon) \subset \mathbb{N}$ implies that $\boldsymbol{\mu}(\mathcal{B}(\boldsymbol{\eta}^*, \epsilon)) \subset \mathbb{M}$, and the maximum likelihood estimator $\hat{\boldsymbol{\eta}}$ exists, is unique, and solves $\boldsymbol{\mu}(\hat{\boldsymbol{\eta}}) = \boldsymbol{T}(\boldsymbol{Y})$ in the event $\boldsymbol{T}(\boldsymbol{Y}) \in \boldsymbol{\mu}(\mathcal{B}(\boldsymbol{\eta}^*, \epsilon)) \subset \mathbb{M}$ [8, Theorem 5.5, p. 148]. Thus, there exist constants $B_1(\boldsymbol{\eta}^*) > 0$ and $B_2(\boldsymbol{\eta}^*) > 0$ such that the probability of event $\hat{\boldsymbol{\eta}} \in \mathcal{B}(\boldsymbol{\eta}^*, \epsilon)$ is bounded below by

$$\begin{aligned} & \mathbb{P}_{\boldsymbol{y}|\boldsymbol{x}, \boldsymbol{z}}(\hat{\boldsymbol{\eta}} \in \mathcal{B}(\boldsymbol{\eta}^*, \epsilon)) \\ &= \mathbb{P}_{\boldsymbol{y}|\boldsymbol{x}, \boldsymbol{z}}(\boldsymbol{t}(\boldsymbol{Y}) \in \boldsymbol{\mu}(\mathcal{B}(\boldsymbol{\eta}^*, \epsilon))) \\ (B.25) \quad & \geq \mathbb{P}_{\boldsymbol{y}|\boldsymbol{x}, \boldsymbol{z}}(\boldsymbol{t}(\boldsymbol{Y}) \in \mathcal{B}(\boldsymbol{\mu}(\boldsymbol{\eta}^*), \varphi(\epsilon))) \\ & \geq 1 - 8 \exp \left(- \min \left\{ \frac{B_1(\boldsymbol{\eta}^*) \varphi(\epsilon)^2}{N}, B_2(\boldsymbol{\eta}^*) \varphi(\epsilon) \right\} \right), \end{aligned}$$

where

- the second line follows from the fact that $\boldsymbol{\mu} : \boldsymbol{\eta} \mapsto \mathbb{M}$ is a homeomorphism [8, Theorem 3.6, p. 74] and $\hat{\boldsymbol{\eta}}$ exists, is unique, and solves $\boldsymbol{\mu}(\hat{\boldsymbol{\eta}}) = \boldsymbol{T}(\boldsymbol{Y})$ in the event $\boldsymbol{T}(\boldsymbol{Y}) \in \boldsymbol{\mu}(\mathcal{B}(\boldsymbol{\eta}^*, \epsilon)) \subset \mathbb{M}$ [8, Theorem 5.5, p. 148];
- the third line follows from Lemma 2 of Stewart and Schweinberger [33], which proves that $\mathcal{B}(\boldsymbol{\mu}(\boldsymbol{\eta}^*), \varphi(\epsilon)) \subseteq \boldsymbol{\mu}(\mathcal{B}(\boldsymbol{\eta}^*, \epsilon))$;
- the fourth line follows from $\boldsymbol{\mu}(\hat{\boldsymbol{\eta}}) = \boldsymbol{T}(\boldsymbol{Y})$ in the event $\boldsymbol{T}(\boldsymbol{Y}) \in \boldsymbol{\mu}(\mathcal{B}(\boldsymbol{\eta}^*, \epsilon)) \subset \mathbb{M}$ [8, Theorem 5.5, p. 148] along with Lemma 6 in Supplement C.6.

Since $\boldsymbol{\mu} : \boldsymbol{\eta} \mapsto \mathbb{M}$ is a homeomorphism [8, Theorem 3.6, p. 74], Lemma 1 of Stewart and Schweinberger [33] shows that

$$(B.26) \quad \varphi(\epsilon) \geq \frac{\epsilon}{\sup_{\boldsymbol{\eta} \in \mathcal{B}(\boldsymbol{\eta}^*, \epsilon)} \|\mathcal{I}(\boldsymbol{\eta})^{-1}\|_2}.$$

Combining Equations (B.25) and (B.26) gives

$$\begin{aligned} \mathbb{P}(\hat{\boldsymbol{\eta}} \in \mathcal{B}(\boldsymbol{\eta}^*, \epsilon)) & \geq 1 - 8 \exp \left(- \min \left\{ \frac{B_1(\boldsymbol{\eta}^*) \varphi(\epsilon)^2}{N}, B_2(\boldsymbol{\eta}^*) \varphi(\epsilon) \right\} \right) \\ & \geq 1 - 8 \exp \left(- \min \left\{ \frac{B_1(\boldsymbol{\eta}^*) \epsilon^2}{\Lambda_N(\boldsymbol{\eta}^*)^2 N}, \frac{B_2(\boldsymbol{\eta}^*) \epsilon}{\Lambda_N(\boldsymbol{\eta}^*)} \right\} \right), \end{aligned}$$

where

$$\Lambda_N(\boldsymbol{\eta}^*) := \sup_{\boldsymbol{\eta} \in \mathcal{B}(\boldsymbol{\eta}^*, \epsilon^*)} \|\mathcal{I}(\boldsymbol{\eta})^{-1}\|_2.$$

Choose

$$(B.27) \quad \epsilon := \sqrt{\frac{2}{B_1(\boldsymbol{\eta}^*)}} \Phi_N(\boldsymbol{\eta}^*),$$

where

$$\Phi_N(\boldsymbol{\eta}^*) := \Lambda_N(\boldsymbol{\eta}^*) \sqrt{N \log N},$$

and note that $\epsilon \in (0, \epsilon^*)$ for all large enough N by Equation (B.29). Then there exists an integer $N_1 \geq 1$ such that, for all $N \geq N_1$,

$$(B.28) \quad \mathbb{P} \left(\hat{\eta} \in \mathcal{B} \left(\eta^*, \sqrt{\frac{2}{B_1(\eta^*)}} \Phi_N(\eta^*) \right) \right) \geq 1 - \frac{8}{N^2},$$

because

$$\min \left\{ \frac{B_1(\eta^*) \epsilon^2}{\Lambda_N(\eta^*)^2 N}, \frac{B_2(\eta^*) \epsilon}{\Lambda_N(\eta^*)} \right\} = 2 \log N \text{ for all } N \geq N_1$$

by the choice of ϵ in Equation (B.27).

To complete the proof, we show that the focus on the subset $\mathcal{B}(\eta^*, \epsilon^*)$ is legitimate. First, by Lemma 1, if $(X, Z) \in \mathcal{A}_N$, then there exists a constant $L(\eta^*) < \infty$, which depends on η^* but does not depend on N , such that

$$\Lambda_N(\eta^*) \leq L(\eta^*) \frac{1}{c_N(Z)^2 N (N \rho_N)^2}.$$

Therefore,

$$(B.29) \quad \Phi_N(\eta^*) \leq L(\eta^*) \frac{1}{c_N(Z)^2 (N \rho_N)^2} \sqrt{\frac{\log N}{N}} \rightarrow 0 \text{ as } N \rightarrow \infty,$$

because $c_N(Z)^2 (N \rho_N)^2 \sqrt{N / \log N} \rightarrow \infty$ as $N \rightarrow \infty$ by assumption. The above result implies that there exists an integer $N_2 \geq 1$ such that $\epsilon := \sqrt{2/B_1(\eta^*)} \Phi_N(\eta^*) < \epsilon^*$ for all $N \geq N_2$. Second, the fact that $\sqrt{2/B_1(\eta^*)} \Phi_N(\eta^*) < \epsilon^*$ for all $N \geq N_2$ implies that

$$(B.30) \quad \mathcal{B}(\eta^*, \sqrt{2/B_1(\eta^*)} \Phi_N(\eta^*)) \subset \mathcal{B}(\eta^*, \epsilon^*).$$

Combining (B.28) and (B.30) shows that, for all $N \geq \max\{N_1, N_2\}$,

$$\mathbb{P}(\hat{\eta} \in \mathcal{B}(\eta^*, \epsilon^*)) \geq \mathbb{P} \left(\hat{\eta} \in \mathcal{B} \left(\eta^*, C_1(\eta^*) \frac{1}{c_N(Z)^2 (N \rho_N)^2} \sqrt{\frac{\log N}{N}} \right) \right) \geq 1 - \frac{8}{N^2},$$

where $C_1(\eta^*) := \sqrt{2/B_1(\eta^*)} L(\eta^*)$.

Convergence rates for $\hat{\theta}$ based on $\hat{\eta}$. We obtain convergence rates for the maximum likelihood estimator $\hat{\theta}$ of θ^* based on the convergence rates for the estimator $\hat{\eta} := \eta(\hat{\theta}, \hat{\kappa}^2)$ of $\eta^* := \eta(\theta^*, \kappa^{*2})$ by noting that

$$\begin{aligned} \|\hat{\theta} - \theta^*\|_2 &= \left\| \frac{1}{\hat{\kappa}^2} \hat{\theta} - \frac{1}{\hat{\kappa}^2} \theta^* \right\|_2 \hat{\kappa}^2 \\ &= \left\| \left(\frac{1}{\hat{\kappa}^2} \hat{\theta} - \frac{1}{\kappa^{*2}} \theta^* \right) + \left(\frac{1}{\kappa^{*2}} \theta^* - \frac{1}{\hat{\kappa}^2} \theta^* \right) \right\|_2 \hat{\kappa}^2 \\ &\leq \left[\left\| \eta(\hat{\theta}, \hat{\kappa}^2) - \eta(\theta^*, \kappa^{*2}) \right\|_2 + \left| \frac{1}{\kappa^{*2}} - \frac{1}{\hat{\kappa}^2} \right| \|\theta^*\|_2 \right] \hat{\kappa}^2 \\ &\leq C_1(\eta^*) (1 + \|\theta^*\|_2) \hat{\kappa}^2 \frac{1}{c_N(Z)^2 (N \rho_N)^2} \sqrt{\frac{\log N}{N}} \end{aligned}$$

with probability at least $1 - 8/N^2$ provided $N > \max\{N_1, N_2\}$. To deal with the random term $\widehat{\kappa}^2$ in the upper bound on $\|\widehat{\boldsymbol{\theta}} - \boldsymbol{\theta}^*\|_2$, note that

$$\begin{aligned}\widehat{\kappa}^2 &= \frac{1}{\frac{1}{\kappa^{*2}} + \left(\frac{1}{\widehat{\kappa}^2} - \frac{1}{\kappa^{*2}}\right)} \\ &\leq \frac{1}{\frac{1}{\kappa^{*2}} - C_1(\boldsymbol{\eta}^*) \frac{1}{c_N(\mathbf{Z})^2 (N\rho_N)^2} \sqrt{\frac{\log N}{N}}} \leq 2\kappa^{*2}\end{aligned}$$

with probability at least $1 - 8/N^2$ provided $N > \max\{N_1, N_2\}$. Combining these results proves that, for all $N > \max\{N_1, N_2\}$, the maximum likelihood estimator $\widehat{\boldsymbol{\theta}}$ of $\boldsymbol{\theta}^*$ satisfies

$$\begin{aligned}\|\widehat{\boldsymbol{\theta}} - \boldsymbol{\theta}^*\|_2 &\leq C_1(\boldsymbol{\eta}^*) (1 + \|\boldsymbol{\theta}^*\|_2) \widehat{\kappa}^2 \frac{1}{c_N(\mathbf{Z})^2 (N\rho_N)^2} \sqrt{\frac{\log N}{N}} \\ &\leq C_2(\boldsymbol{\eta}^*) \frac{1}{c_N(\mathbf{Z})^2 (N\rho_N)^2} \sqrt{\frac{\log N}{N}}\end{aligned}$$

with probability at least $1 - 8/N^2$, where

$$C_2(\boldsymbol{\eta}^*) := 2 C_1(\boldsymbol{\eta}^*) (1 + \|\boldsymbol{\theta}^*\|_2) \kappa^{*2}.$$

B.5. Proof of Proposition 5. According to Corollary 4.1 of Xie [39], we have that under Condition 3, there exist constants $C_T > 0$, $C_0 > 0$, and an orthogonal matrix $\mathbf{O} \in \mathbb{R}^{K \times K}$ such that

$$(B.31) \quad \mathbb{P}\left(\|\widehat{\mathbf{T}} - \mathbf{T}\mathbf{O}\|_2 \leq C_T \sqrt{\log N}\right) \geq 1 - \frac{C_0}{N^2}.$$

As a result, we show that $\widehat{\mathbf{T}}/\|\widehat{\mathbf{T}}\|_2$ is also close to $\mathbf{T}\mathbf{O}/\|\mathbf{T}\mathbf{O}\|_2$ with high probability, which will be useful to derive the convergence rate of $\widehat{a}(\delta)$.

$$\begin{aligned}\left\|\frac{\widehat{\mathbf{T}}}{\|\widehat{\mathbf{T}}\|_2} - \frac{\mathbf{T}\mathbf{O}}{\|\mathbf{T}\mathbf{O}\|_2}\right\|_2 &\leq \left\|\frac{\widehat{\mathbf{T}}}{\|\widehat{\mathbf{T}}\|_2} - \frac{\widehat{\mathbf{T}}}{\|\mathbf{T}\mathbf{O}\|_2}\right\|_2 + \left\|\frac{\widehat{\mathbf{T}}}{\|\mathbf{T}\mathbf{O}\|_2} - \frac{\mathbf{T}\mathbf{O}}{\|\mathbf{T}\mathbf{O}\|_2}\right\|_2 \\ &= \|\widehat{\mathbf{T}}\|_2 \left|\frac{1}{\|\widehat{\mathbf{T}}\|_2} - \frac{1}{\|\mathbf{T}\mathbf{O}\|_2}\right| + \frac{\|\widehat{\mathbf{T}} - \mathbf{T}\mathbf{O}\|_2}{\|\mathbf{T}\mathbf{O}\|_2} \\ &= \frac{|\|\widehat{\mathbf{T}}\|_2 - \|\mathbf{T}\mathbf{O}\|_2|}{\|\mathbf{T}\mathbf{O}\|_2} + \frac{\|\widehat{\mathbf{T}} - \mathbf{T}\mathbf{O}\|_2}{\|\mathbf{T}\mathbf{O}\|_2} \\ &\leq 2 \frac{\|\widehat{\mathbf{T}} - \mathbf{T}\mathbf{O}\|_2}{\|\mathbf{T}\mathbf{O}\|_2}.\end{aligned}$$

By Condition 3, we have that $\|\mathbf{T}\mathbf{O}\|_2 = \|\mathbf{T}\|_2 = \sqrt{\rho_N} \|\boldsymbol{\Xi}\|_2 \geq \xi_{\min} \sqrt{N\rho_N}$. Therefore,

$$(B.32) \quad \mathbb{P}\left(\left\|\frac{\widehat{\mathbf{T}}}{\|\widehat{\mathbf{T}}\|_2} - \frac{\mathbf{T}\mathbf{O}}{\|\mathbf{T}\mathbf{O}\|_2}\right\|_2 \leq \frac{2C_T}{\xi_{\min}} \sqrt{\frac{\log N}{N\rho_N}}\right) \geq 1 - \frac{C_0}{N^2}.$$

Now, we derive the convergence rate of $\hat{a}(\delta)$. Note that in the expression of $a_N(\delta)$, we can replace \mathbf{T} by $\mathbf{T}\mathbf{O}$ for any orthogonal matrix $\mathbf{O} \in \mathbb{R}^{K \times K}$. So, we have

$$\begin{aligned}
& \hat{a}(\delta) - a_N(\delta) \\
&= \frac{\delta}{N} (\mathbf{1}_N^\top \hat{\mathbf{T}}) (\|\hat{\mathbf{T}}\|_2^2 \mathbf{I}_K - \delta \hat{\mathbf{T}}^\top \hat{\mathbf{T}})^{-1} (\hat{\mathbf{T}}^\top \mathbf{1}_N) \\
&\quad - \frac{\delta}{N} (\mathbf{1}_N^\top \mathbf{T}\mathbf{O}) (\|\mathbf{T}\mathbf{O}\|_2^2 \mathbf{I}_K - \delta (\mathbf{T}\mathbf{O})^\top (\mathbf{T}\mathbf{O}))^{-1} ((\mathbf{T}\mathbf{O})^\top \mathbf{1}_N) \\
&= \frac{\delta}{N \|\hat{\mathbf{T}}\|_2^2} (\mathbf{1}_N^\top \hat{\mathbf{T}}) \mathbf{J}_1^{-1} (\hat{\mathbf{T}}^\top \mathbf{1}_N) - \frac{\delta}{N \|\mathbf{T}\mathbf{O}\|_2^2} (\mathbf{1}_N^\top \mathbf{T}\mathbf{O}) \mathbf{J}_2^{-1} ((\mathbf{T}\mathbf{O})^\top \mathbf{1}_N) \\
&\quad \text{where } \mathbf{J}_1 := \mathbf{I}_K - \delta \hat{\mathbf{T}}^\top \hat{\mathbf{T}} / \|\hat{\mathbf{T}}\|_2^2, \mathbf{J}_2 := \mathbf{I}_K - \delta (\mathbf{T}\mathbf{O})^\top (\mathbf{T}\mathbf{O}) / \|\mathbf{T}\mathbf{O}\|_2^2 \\
&= \frac{\delta}{N \|\hat{\mathbf{T}}\|_2^2} (\mathbf{1}_N^\top \hat{\mathbf{T}}) (\mathbf{J}_1^{-1} - \mathbf{J}_2^{-1}) (\hat{\mathbf{T}}^\top \mathbf{1}_N) + \frac{\delta}{N \|\hat{\mathbf{T}}\|_2^2} (\mathbf{1}_N^\top \hat{\mathbf{T}}) \mathbf{J}_2^{-1} (\hat{\mathbf{T}}^\top \mathbf{1}_N) \\
&\quad - \frac{\delta}{N \|\mathbf{T}\mathbf{O}\|_2^2} (\mathbf{1}_N^\top \mathbf{T}\mathbf{O}) \mathbf{J}_2^{-1} ((\mathbf{T}\mathbf{O})^\top \mathbf{1}_N).
\end{aligned}$$

Bounding $|\hat{a}(\delta) - a_N(\delta)|$. Using sub-multiplicativity of the operator norm, we obtain

$$\begin{aligned}
& |\hat{a}(\delta) - a_N(\delta)| \\
&\leq \|\mathbf{J}_1^{-1} - \mathbf{J}_2^{-1}\|_2 + \frac{1}{N} \left| \frac{(\mathbf{1}_N^\top \hat{\mathbf{T}}) \mathbf{J}_2^{-1} (\hat{\mathbf{T}}^\top \mathbf{1}_N)}{\|\hat{\mathbf{T}}\|_2^2} - \frac{(\mathbf{1}_N^\top \mathbf{T}\mathbf{O}) \mathbf{J}_2^{-1} ((\mathbf{T}\mathbf{O})^\top \mathbf{1}_N)}{\|\mathbf{T}\mathbf{O}\|_2^2} \right|.
\end{aligned}$$

We establish bounds on the two terms on the right-hand side above.

Bounding $\|\mathbf{J}_1^{-1} - \mathbf{J}_2^{-1}\|_2$. Since $|\delta| < 1$, \mathbf{J}_1 and \mathbf{J}_2 are positive definite, and

$$\|\mathbf{J}_1^{-1}\|_2 \leq 1/(1 - |\delta|), \quad \|\mathbf{J}_2^{-1}\|_2 \leq 1/(1 - |\delta|).$$

Hence,

$$\begin{aligned}
& \|\mathbf{J}_1^{-1} - \mathbf{J}_2^{-1}\|_2 = \|\mathbf{J}_1^{-1}(\mathbf{J}_2 - \mathbf{J}_1)\mathbf{J}_2^{-1}\|_2 \\
&\leq \|\mathbf{J}_1^{-1}\|_2 \|\mathbf{J}_2 - \mathbf{J}_1\|_2 \|\mathbf{J}_2^{-1}\|_2 \leq \frac{1}{(1 - |\delta|)^2} \|\mathbf{J}_2 - \mathbf{J}_1\|_2 \\
&= \frac{1}{(1 - |\delta|)^2} \left\| \frac{\hat{\mathbf{T}}^\top \hat{\mathbf{T}}}{\|\hat{\mathbf{T}}\|_2^2} - \frac{(\mathbf{T}\mathbf{O})^\top (\mathbf{T}\mathbf{O})}{\|\mathbf{T}\mathbf{O}\|_2^2} \right\|_2 \\
&\leq \frac{1}{(1 - |\delta|)^2} \left(\left\| \frac{\hat{\mathbf{T}}}{\|\hat{\mathbf{T}}\|_2} - \frac{\mathbf{T}\mathbf{O}}{\|\mathbf{T}\mathbf{O}\|_2} \right\|_2^2 + 2 \left\| \frac{\hat{\mathbf{T}}}{\|\hat{\mathbf{T}}\|_2} - \frac{\mathbf{T}\mathbf{O}}{\|\mathbf{T}\mathbf{O}\|_2} \right\|_2 \right).
\end{aligned}$$

$$\begin{aligned}
& \text{Bounding } \frac{1}{N} \left| \frac{(\mathbf{1}_N^\top \hat{\mathbf{T}}) \mathbf{J}_2^{-1} (\hat{\mathbf{T}}^\top \mathbf{1}_N)}{\|\hat{\mathbf{T}}\|_2^2} - \frac{(\mathbf{1}_N^\top \mathbf{T}\mathbf{O}) \mathbf{J}_2^{-1} ((\mathbf{T}\mathbf{O})^\top \mathbf{1}_N)}{\|\mathbf{T}\mathbf{O}\|_2^2} \right| \\
&\quad \frac{1}{N} \left| \frac{(\mathbf{1}_N^\top \hat{\mathbf{T}}) \mathbf{J}_2^{-1} (\hat{\mathbf{T}}^\top \mathbf{1}_N)}{\|\hat{\mathbf{T}}\|_2^2} - \frac{(\mathbf{1}_N^\top \mathbf{T}\mathbf{O}) \mathbf{J}_2^{-1} ((\mathbf{T}\mathbf{O})^\top \mathbf{1}_N)}{\|\mathbf{T}\mathbf{O}\|_2^2} \right|
\end{aligned}$$

$$\begin{aligned}
&= \frac{1}{N} \left\| \left\| \frac{\mathbf{J}_2^{-\frac{1}{2}} \hat{\mathbf{T}}^\top \mathbf{1}_N}{\|\hat{\mathbf{T}}\|_2} \right\|_2^2 - \left\| \frac{\mathbf{J}_2^{-\frac{1}{2}} (\mathbf{T}\mathbf{O})^\top \mathbf{1}_N}{\|\mathbf{T}\mathbf{O}\|_2} \right\|_2^2 \right\| \\
&= \frac{1}{N} \left(\left\| \frac{\mathbf{J}_2^{-\frac{1}{2}} \hat{\mathbf{T}}^\top \mathbf{1}_N}{\|\hat{\mathbf{T}}\|_2} \right\|_2 + \left\| \frac{\mathbf{J}_2^{-\frac{1}{2}} (\mathbf{T}\mathbf{O})^\top \mathbf{1}_N}{\|\mathbf{T}\mathbf{O}\|_2} \right\|_2 \right) \\
&\quad \times \left\| \left\| \frac{\mathbf{J}_2^{-\frac{1}{2}} \hat{\mathbf{T}}^\top \mathbf{1}_N}{\|\hat{\mathbf{T}}\|_2} \right\|_2 - \left\| \frac{\mathbf{J}_2^{-\frac{1}{2}} (\mathbf{T}\mathbf{O})^\top \mathbf{1}_N}{\|\mathbf{T}\mathbf{O}\|_2} \right\|_2 \right\| \\
&\leq \frac{1}{N} (2 \|\mathbf{J}_2^{-\frac{1}{2}}\|_2 \sqrt{N}) \left\| \mathbf{J}_2^{-\frac{1}{2}} \left(\frac{\hat{\mathbf{T}}}{\|\hat{\mathbf{T}}\|_2} - \frac{\mathbf{T}\mathbf{O}}{\|\mathbf{T}\mathbf{O}\|_2} \right)^\top \mathbf{1}_N \right\|_2 \\
&\leq 2 \|\mathbf{J}_2^{-1}\|_2 \left\| \frac{\hat{\mathbf{T}}}{\|\hat{\mathbf{T}}\|_2} - \frac{\mathbf{T}\mathbf{O}}{\|\mathbf{T}\mathbf{O}\|_2} \right\|_2 \\
&\leq \frac{2}{1-|\delta|} \left\| \frac{\hat{\mathbf{T}}}{\|\hat{\mathbf{T}}\|_2} - \frac{\mathbf{T}\mathbf{O}}{\|\mathbf{T}\mathbf{O}\|_2} \right\|_2,
\end{aligned}$$

incorporating (B.34) in the final step above.

Conclusion. Combining terms, we obtain that for any δ such that $|\delta| < 1$,

$$|\hat{a}(\delta) - a_N(\delta)| \leq \tilde{C}_a(\delta) \tilde{C} g(\mathbf{Z}),$$

where

$$\begin{aligned}
\tilde{C}_a(\delta) &:= \frac{1}{(1-|\delta|)^2}, \\
g(\mathbf{Z}) &:= \frac{1}{\tilde{C}} \left(\left\| \frac{\hat{\mathbf{T}}}{\|\hat{\mathbf{T}}\|_2} - \frac{\mathbf{T}\mathbf{O}}{\|\mathbf{T}\mathbf{O}\|_2} \right\|_2^2 + 4 \left\| \frac{\hat{\mathbf{T}}}{\|\hat{\mathbf{T}}\|_2} - \frac{\mathbf{T}\mathbf{O}}{\|\mathbf{T}\mathbf{O}\|_2} \right\|_2 \right),
\end{aligned}$$

and $\tilde{C} > 0$ is a proportionality constant chosen appropriately. Leveraging (B.32), we obtain that with probability at least $1 - C_0/N^2$,

$$g(\mathbf{Z}) \leq \frac{1}{\tilde{C}} \left(\frac{4C_T^2}{\xi_{\min}^2} \frac{\log N}{N\rho_N} + \frac{8C_T}{\xi_{\min}} \sqrt{\frac{\log N}{N\rho_N}} \right).$$

Noting that $\sqrt{\log N / (N\rho_N)}$ is the dominating term above due to Condition 3, we can choose \tilde{C} such that

$$(B.35) \quad \mathbb{P} \left(g(\mathbf{Z}) \leq \sqrt{\frac{\log N}{N\rho_N}} \right) \geq 1 - \frac{C_0}{N^2}.$$

B.6. Proof of Theorem 4. Throughout, we suppress the notational dependence of $\boldsymbol{\eta}(\boldsymbol{\theta}, \kappa^2)$ on $(\boldsymbol{\theta}, \kappa^2)$ and write $\boldsymbol{\eta}$ instead of $\boldsymbol{\eta}(\boldsymbol{\theta}, \kappa^2)$, and define $\hat{\boldsymbol{\eta}} := \boldsymbol{\eta}(\hat{\boldsymbol{\theta}}, \hat{\kappa}^2)$ and $\boldsymbol{\eta}^* := \boldsymbol{\eta}(\boldsymbol{\theta}^*, \kappa^{*2})$. Conditional on the event $(\mathbf{X}, \mathbf{Z}) \in \mathcal{A}_N$ defined in Section 5.3,

$$\mathbb{P}_{y|x,z} \left(\|\hat{\boldsymbol{\theta}} - \boldsymbol{\theta}^*\|_2 \leq C_2(\boldsymbol{\theta}^*, \kappa^{*2}) \sqrt{\frac{\log N}{N}} \frac{1}{c_N(\mathbf{Z})^2 (N\rho_N)^2} \right) \geq 1 - \frac{8}{N^2}$$

by Proposition 4. The event $(\mathbf{X}, \mathbf{Z}) \in \mathcal{A}_N$ occurs with probability at least

$$\mathbb{P}((\mathbf{X}, \mathbf{Z}) \in \mathcal{A}_N) \geq 1 - \frac{18}{N^2}$$

by Proposition 2. Taken together, Propositions 2 and 4 imply that

$$\begin{aligned} & \mathbb{P}\left(\|\hat{\boldsymbol{\theta}} - \boldsymbol{\theta}^*\|_2 \leq C_2(\boldsymbol{\theta}^*, \kappa^{*2}) \sqrt{\frac{\log N}{N}} \frac{1}{c_N(\mathbf{Z})^2 (N\rho_N)^2}\right) \\ & \geq \left(1 - \frac{8}{N^2}\right) \left(1 - \frac{18}{N^2}\right) \geq 1 - \frac{26}{N^2}. \end{aligned}$$

Since $c_N(\mathbf{Z}) := (1/(\|\mathbf{Z}\|_2) \mathbb{I}(\|\mathbf{Z}\|_2 > 0))$, (C.28) implies that

$$c_N(\mathbf{Z}) N\rho_N = \frac{N\rho_N}{\|\mathbf{Z}\|_2 \mathbb{I}(\|\mathbf{Z}\|_2 > 0)} \geq \frac{1}{2}$$

in the event $(\mathbf{X}, \mathbf{Z}) \in \mathcal{A}_{1,N}$. Therefore,

$$(B.36) \quad \mathbb{P}\left(\|\hat{\boldsymbol{\theta}} - \boldsymbol{\theta}^*\|_2 \leq 4C_2(\boldsymbol{\theta}^*, \kappa^{*2}) \sqrt{\frac{\log N}{N}}\right) \geq 1 - \frac{26}{N^2}.$$

Armed with these results, we establish convergence rates for the direct and indirect causal effects.

Bounding $|\tau_D(\hat{\boldsymbol{\theta}}) - \tau_D(\boldsymbol{\theta}^*)|$. Bounding the statistical error of the direct causal effect is straightforward, because

$$|\tau_D(\hat{\boldsymbol{\theta}}) - \tau_D(\boldsymbol{\theta}^*)| = |\hat{\beta} - \beta^*| \leq \|\hat{\boldsymbol{\theta}} - \boldsymbol{\theta}^*\|_2 \leq C_D(\boldsymbol{\theta}^*, \kappa^{*2}) \sqrt{\frac{\log N}{N}}$$

with probability at least $1 - 26/N^2$, where $C_D(\boldsymbol{\theta}^*, \kappa^{*2}) := 4C_2(\boldsymbol{\theta}^*, \kappa^{*2}) > 0$.

Bounding $|\tau_I(\hat{\boldsymbol{\theta}}) - \tau_I(\boldsymbol{\theta}^*)|$. Write

$$\begin{aligned} & |\tau_I(\hat{\boldsymbol{\theta}}) - \tau_I(\boldsymbol{\theta}^*)| \\ (B.37) \quad & = |(\hat{\gamma} - \gamma^*) + (\hat{a}(\hat{\delta}) - a(\delta^*))(\hat{\beta} + \hat{\gamma}) + a(\delta^*)((\hat{\beta} + \hat{\gamma}) - (\beta^* + \gamma^*))| \\ & \leq |\hat{\gamma} - \gamma^*| + |\hat{a}(\hat{\delta}) - a(\delta^*)| |(\hat{\beta} + \hat{\gamma}) - (\beta^* + \gamma^*)| \\ & \quad + |\hat{a}(\hat{\delta}) - a(\delta^*)| |\beta^* + \gamma^*| + |a(\delta^*)| |(\hat{\beta} + \hat{\gamma}) - (\beta^* + \gamma^*)|. \end{aligned}$$

We bound the terms on the right-hand side of Equation (B.37) one by one.

Bounding $|\hat{\gamma} - \gamma^*|$.

$$(B.38) \quad |\hat{\gamma} - \gamma^*| \leq \|\hat{\boldsymbol{\theta}} - \boldsymbol{\theta}^*\|_2.$$

Bounding $|(\hat{\beta} + \hat{\gamma}) - (\beta^* + \gamma^*)|$.

$$(B.39) \quad |(\hat{\beta} + \hat{\gamma}) - (\beta^* + \gamma^*)| \leq \sqrt{2} \|\hat{\boldsymbol{\theta}} - \boldsymbol{\theta}^*\|_2.$$

Bounding $|\hat{a}(\hat{\delta}) - a(\delta^*)|$. We next establish bounds for $|\hat{a}(\hat{\delta}) - a(\delta^*)|$ by breaking up $\hat{a}(\hat{\delta}) - a(\delta^*)$ into three parts:

- $\hat{a}(\hat{\delta}) - a_N(\hat{\delta})$
- $a_N(\hat{\delta}) - a_N(\delta^*)$
- $a_N(\delta^*) - a(\delta^*)$.

Bounding $|\widehat{a}(\widehat{\delta}) - a_N(\widehat{\delta})|$. By Proposition 5, for any δ satisfying $|\delta| < 1$,

$$(B.40) \quad |\widehat{a}(\delta) - a_N(\delta)| \leq C_a(\delta) g(\mathbf{Z}),$$

where $g(\mathbf{Z})$ is a function of \mathbf{Z} such that

$$(B.41) \quad \mathbb{P}\left(g(\mathbf{Z}) \leq \sqrt{\frac{\log N}{N\rho_N}}\right) \geq 1 - \frac{C_0}{N^2},$$

and $C_a(\delta) > 0$ is a non-decreasing function of $|\delta|$ that does not depend on N . We next show that $|\widehat{\delta}| \leq (2 + |\delta^*|)/3 < 1$ with high probability. First, observe that

$$(B.42) \quad \begin{aligned} |\widehat{\delta}| &\leq \widehat{\kappa}^2 \left(\left| \frac{\widehat{\delta}}{\widehat{\kappa}^2} - \frac{\delta^*}{\kappa^{*2}} \right| + \frac{|\delta^*|}{\kappa^{*2}} \right) = \frac{\left| \widehat{\delta}/\widehat{\kappa}^2 - \delta^*/\kappa^{*2} \right| + |\delta^*|/\kappa^{*2}}{1/\widehat{\kappa}^2 - 1/\kappa^{*2} + 1/\kappa^{*2}} \\ &\leq \frac{\left| \widehat{\delta}/\widehat{\kappa}^2 - \delta^*/\kappa^{*2} \right| + |\delta^*|/\kappa^{*2}}{1/\kappa^{*2} - |1/\widehat{\kappa}^2 - 1/\kappa^{*2}|} \leq \frac{\|\widehat{\boldsymbol{\eta}} - \boldsymbol{\eta}^*\|_2 + |\delta^*|/\kappa^{*2}}{1/\kappa^{*2} - \|\widehat{\boldsymbol{\eta}} - \boldsymbol{\eta}^*\|_2}. \end{aligned}$$

According to Proposition 4, we know that

$$(B.43) \quad \mathbb{P}(\|\widehat{\boldsymbol{\eta}} - \boldsymbol{\eta}^*\|_2 < \epsilon^*) \geq 1 - \frac{26}{N^2}.$$

Since $\epsilon^* \leq (1 - |\delta^*|)/3\kappa^{*2}$,

$$\frac{\|\widehat{\boldsymbol{\eta}} - \boldsymbol{\eta}^*\|_2 + |\delta^*|/\kappa^{*2}}{1/\kappa^{*2} - \|\widehat{\boldsymbol{\eta}} - \boldsymbol{\eta}^*\|_2} \leq \frac{(1 - |\delta^*|)/3\kappa^{*2} + |\delta^*|/\kappa^{*2}}{1/\kappa^{*2} - (1 - |\delta^*|)/3\kappa^{*2}} = \frac{1 + 2|\delta^*|}{2 + |\delta^*|} \leq \frac{2 + |\delta^*|}{3}.$$

We obtain

$$(B.44) \quad \mathbb{P}(|\widehat{\delta}| \leq (2 + |\delta^*|)/3) \geq 1 - \frac{26}{N^2}.$$

By combining (B.40), (B.41), and (B.44), we obtain

$$(B.45) \quad \begin{aligned} &\mathbb{P}\left(|\widehat{a}(\widehat{\delta}) - a_N(\widehat{\delta})| \leq C_a\left(\frac{2 + |\delta^*|}{3}\right) \sqrt{\frac{\log N}{N\rho_N}}\right) \\ &\geq \mathbb{P}\left(|\widehat{a}(\widehat{\delta}) - a_N(\widehat{\delta})| \leq C_a\left(\frac{2 + |\delta^*|}{3}\right) \sqrt{\frac{\log N}{N\rho_N}} \cap |\widehat{\delta}| \leq \frac{2 + |\delta^*|}{3}\right) \\ &\geq \mathbb{P}\left(|\widehat{a}(\widehat{\delta}) - a_N(\widehat{\delta})| \leq C_a(\widehat{\delta}) \sqrt{\frac{\log N}{N\rho_N}} \cap |\widehat{\delta}| \leq \frac{2 + |\delta^*|}{3}\right) \\ &\geq \mathbb{P}\left(g(\mathbf{Z}) \leq \sqrt{\frac{\log N}{N\rho_N}} \cap |\widehat{\delta}| \leq \frac{2 + |\delta^*|}{3}\right) \\ &\geq 1 - \frac{26 + C_0}{N^2}. \end{aligned}$$

The second inequality uses the fact that $C_a(\delta)$ is a non-decreasing function of $|\delta|$ and $|\widehat{\delta}| \leq (2 + |\delta^*|)/3$ with probability at least $1 - 26/N^2$ by (B.44). The third inequality uses (B.40) and (B.41).

Bounding $|a_N(\widehat{\delta}) - a_N(\delta^*)|$. By the mean-value theorem, there exists a real number $\delta_m \in (\delta^*, \widehat{\delta})$ such that

$$(B.46) \quad a_N(\widehat{\delta}) - a_N(\delta^*) = a'_N(\delta_m) (\widehat{\delta} - \delta^*),$$

where $a'_N(\delta_m)$ is the derivative of $a_N(\delta)$ evaluated at $\delta = \delta_m$:

$$\begin{aligned} & a'_N(\delta_m) \\ &= \frac{d}{d\delta} \frac{\delta}{N} (\mathbf{1}_N^\top \mathbf{T}) \left(\|\mathbf{T}\|_2^2 \mathbf{I}_K - \delta \mathbf{T}^\top \mathbf{T} \right)^{-1} (\mathbf{T}^\top \mathbf{1}_N) \Big|_{\delta=\delta_m} \\ &= \frac{\delta_m}{N} (\mathbf{1}_N^\top \mathbf{T}) \left(\|\mathbf{T}\|_2^2 \mathbf{I}_K - \delta_m \mathbf{T}^\top \mathbf{T} \right)^{-1} \mathbf{T}^\top \mathbf{T} \left(\|\mathbf{T}\|_2^2 \mathbf{I}_K - \delta_m \mathbf{T}^\top \mathbf{T} \right)^{-1} (\mathbf{T}^\top \mathbf{1}_N) \\ &\quad + \frac{1}{N} (\mathbf{1}_N^\top \mathbf{T}) \left(\|\mathbf{T}\|_2^2 \mathbf{I}_K - \delta_m \mathbf{T}^\top \mathbf{T} \right)^{-1} (\mathbf{T}^\top \mathbf{1}_N). \end{aligned}$$

If $|\delta_m| \leq (2 + |\delta^*|)/3$, then—by applying the operator norm on the right-hand side—we obtain

$$|a'_N(\delta_m)| \leq \frac{1}{(1 - (2 + |\delta^*|)/3)^2} + \frac{1}{1 - (2 + |\delta^*|)/3} \leq \frac{18}{(1 - |\delta^*|)^2}.$$

Since $\delta_m \in (\delta^*, \hat{\delta})$ and $\mathbb{P}(|\hat{\delta}| \leq (2 + |\delta^*|)/3) \geq 1 - 26/N^2$ by (B.44), we obtain

$$\mathbb{P}(|\delta_m| \leq (2 + |\delta^*|)/3) \geq 1 - \frac{26}{N^2}$$

and hence

$$(B.47) \quad \mathbb{P} \left(|a'_N(\delta_m)| \leq \frac{18}{(1 - |\delta^*|)^2} \right) \geq 1 - \frac{26}{N^2}.$$

By combining (B.46), (B.47), and (B.36), we obtain

$$(B.48) \quad \mathbb{P} \left(|a_N(\hat{\delta}) - a_N(\delta^*)| \leq \frac{72 C_2(\boldsymbol{\theta}^*, \kappa^{*2})}{(1 - |\delta^*|)^2} \sqrt{\frac{\log N}{N}} \right) \geq 1 - \frac{52}{N^2}.$$

Bounding $|a_N(\delta^*) - a(\delta^*)|$. By Condition 6,

$$(B.49) \quad |a_N(\delta^*) - a(\delta^*)| \leq C(\delta^*) \sqrt{\frac{\log N}{N \rho_N}},$$

where $C(\delta^*) > 0$ depends on δ^* but does not depend on N .

Conclusion: $|\hat{a}(\hat{\delta}) - a(\delta^*)|$. Combining (B.45), (B.48), and (B.49) gives

$$(B.50) \quad \begin{aligned} \mathbb{P} \left(|\hat{a}(\hat{\delta}) - a(\delta^*)| \leq \left(C_a \left(\frac{2 + |\delta^*|}{3} \right) + \frac{72 C_2(\boldsymbol{\theta}^*, \kappa^{*2})}{(1 - |\delta^*|)^2} + C(\delta^*) \right) \sqrt{\frac{\log N}{N \rho_N}} \right) \\ \geq 1 - \frac{78 + C_0}{N^2}. \end{aligned}$$

Bounding $|a(\delta^*)|$. We know that $a(\delta^*) := \lim_{N \rightarrow \infty} a_N(\delta^*)$, so

$$|a_N(\delta^*)| = \left| \frac{\delta^*}{N} (\mathbf{1}_N^\top \mathbf{T}) \left(\|\mathbf{T}\|_2^2 \mathbf{I}_K - \delta^* \mathbf{T}^\top \mathbf{T} \right)^{-1} (\mathbf{T}^\top \mathbf{1}_N) \right| \leq \frac{1}{1 - |\delta^*|},$$

where the inequality is obtained by applying the operator norm. Thus:

$$(B.51) \quad |a(\delta^*)| \leq \frac{1}{1 - |\delta^*|}.$$

Conclusion: $|\tau_I(\hat{\boldsymbol{\theta}}) - \tau_I(\boldsymbol{\theta}^*)|$. By combining (B.37), (B.38), (B.39), (B.50), (B.51), and (B.36), we conclude that there exists a constant $C_I(\boldsymbol{\theta}^*, \kappa^{*2}) > 0$, which depends on $\boldsymbol{\theta}^*$ and κ^{*2} but does not depend on N , such that

$$\mathbb{P} \left(|\tau_I(\hat{\boldsymbol{\theta}}) - \tau_I(\boldsymbol{\theta}^*)| \leq C_I(\boldsymbol{\theta}^*, \kappa^{*2}) \sqrt{\frac{\log N}{N \rho_N}} \right) \geq 1 - \frac{104 + C_0}{N^2}.$$

C. Auxiliary results.

C.1. *Proof of Lemma 1.* Recall that the natural parameter vector is defined as

$$(C.1) \quad \boldsymbol{\eta}(\boldsymbol{\theta}, \kappa^2) := \left(\frac{\beta}{\kappa^2}, \frac{\gamma}{\kappa^2}, \frac{\delta}{\kappa^2}, \frac{1}{\kappa^2} \right)^\top = (\eta_1, \eta_2, \eta_3, \eta_4)^\top, \text{ say.}$$

Also, define $\boldsymbol{\phi} := (\eta_1, \eta_2)^\top$. We suppress the notational dependence of $\boldsymbol{\eta}(\boldsymbol{\theta}, \kappa^2)$ on $(\boldsymbol{\theta}, \kappa^2)$ and write $\boldsymbol{\eta}$ instead of $\boldsymbol{\eta}(\boldsymbol{\theta}, \kappa^2)$.

The loglikelihood function in (B.1) can be expressed in terms of the natural parameters as

$$(C.2) \quad \begin{aligned} \ell(\boldsymbol{\eta}) = & \frac{1}{2} \log(\det(\eta_4 \mathbf{I}_N - \eta_3 c_N(\mathbf{Z}) \mathbf{Z})) - \frac{\eta_4}{2} \mathbf{Y}^\top \mathbf{Y} \\ & - \frac{1}{2} \boldsymbol{\phi}^\top \mathbf{D}(\mathbf{X}, \mathbf{Z})^\top (\eta_4 \mathbf{I}_N - \eta_3 c_N(\mathbf{Z}) \mathbf{Z})^{-1} \mathbf{D}(\mathbf{X}, \mathbf{Z}) \boldsymbol{\phi} \\ & + \frac{\eta_3 c_N(\mathbf{Z})}{2} \mathbf{Y}^\top \mathbf{Z} \mathbf{Y} + \boldsymbol{\phi}^\top \mathbf{D}(\mathbf{X}, \mathbf{Z})^\top \mathbf{Y}. \end{aligned}$$

From Theorems 1 and 2 of Magnus and Neudecker [23, Chapter 8], we obtain

$$\begin{aligned} \frac{d}{d\eta_3} \det(\eta_4 \mathbf{I}_N - \eta_3 c_N(\mathbf{Z}) \mathbf{Z}) &= -c_N(\mathbf{Z}) \det(\eta_4 \mathbf{I}_N - \eta_3 c_N(\mathbf{Z}) \mathbf{Z}) \\ &\quad \times \text{trace}((\eta_4 \mathbf{I}_N - \eta_3 c_N(\mathbf{Z}) \mathbf{Z})^{-1} \mathbf{Z}), \\ \frac{d}{d\eta_4} \det(\eta_4 \mathbf{I}_N - \eta_3 c_N(\mathbf{Z}) \mathbf{Z}) &= \det(\eta_4 \mathbf{I}_N - \eta_3 c_N(\mathbf{Z}) \mathbf{Z}) \\ &\quad \times \text{trace}((\eta_4 \mathbf{I}_N - \eta_3 c_N(\mathbf{Z}) \mathbf{Z})^{-1}), \\ \frac{d}{d\eta_3} (\eta_4 \mathbf{I}_N - \eta_3 c_N(\mathbf{Z}) \mathbf{Z})^{-1} &= c_N(\mathbf{Z}) (\eta_4 \mathbf{I}_N - \eta_3 c_N(\mathbf{Z}) \mathbf{Z})^{-1} \mathbf{Z} (\eta_4 \mathbf{I}_N - \eta_3 c_N(\mathbf{Z}) \mathbf{Z})^{-1}, \\ \frac{d}{d\eta_4} (\eta_4 \mathbf{I}_N - \eta_3 c_N(\mathbf{Z}) \mathbf{Z})^{-1} &= -(\eta_4 \mathbf{I}_N - \eta_3 c_N(\mathbf{Z}) \mathbf{Z})^{-2}. \end{aligned}$$

Applying the above equations to the loglikelihood function (C.2), we obtain

$$\begin{aligned} -\nabla_{\boldsymbol{\phi}}^2 \ell(\boldsymbol{\eta}) &= \mathbf{D}(\mathbf{X}, \mathbf{Z})^\top (\eta_4 \mathbf{I}_N - \eta_3 c_N(\mathbf{Z}) \mathbf{Z})^{-1} \mathbf{D}(\mathbf{X}, \mathbf{Z}) \\ -\nabla_{\eta_3}^2 \ell(\boldsymbol{\eta}) &= c_N(\mathbf{Z})^2 \boldsymbol{\mu}(\mathbf{X}, \mathbf{Z})^\top \mathbf{Z} (\eta_4 \mathbf{I}_N - \eta_3 c_N(\mathbf{Z}) \mathbf{Z})^{-1} \mathbf{Z} \boldsymbol{\mu}(\mathbf{X}, \mathbf{Z}) \\ &\quad + \frac{c_N(\mathbf{Z})^2}{2} \text{trace}(((\eta_4 \mathbf{I}_N - \eta_3 c_N(\mathbf{Z}) \mathbf{Z})^{-1} \mathbf{Z})^2) \\ -\nabla_{\eta_4}^2 \ell(\boldsymbol{\eta}) &= \boldsymbol{\mu}(\mathbf{X}, \mathbf{Z})^\top (\eta_4 \mathbf{I}_N - \eta_3 c_N(\mathbf{Z}) \mathbf{Z})^{-1} \boldsymbol{\mu}(\mathbf{X}, \mathbf{Z}) \\ &\quad + \frac{1}{2} \text{trace}((\eta_4 \mathbf{I}_N - \eta_3 c_N(\mathbf{Z}) \mathbf{Z})^{-2}) \\ -\nabla_{\boldsymbol{\phi}} \nabla_{\eta_3} \ell(\boldsymbol{\eta}) &= c_N(\mathbf{Z}) \mathbf{D}(\mathbf{X}, \mathbf{Z})^\top (\eta_4 \mathbf{I}_N - \eta_3 c_N(\mathbf{Z}) \mathbf{Z})^{-1} \mathbf{Z} \boldsymbol{\mu}(\mathbf{X}, \mathbf{Z}) \\ -\nabla_{\boldsymbol{\phi}} \nabla_{\eta_4} \ell(\boldsymbol{\eta}) &= -\mathbf{D}(\mathbf{X}, \mathbf{Z})^\top (\eta_4 \mathbf{I}_N - \eta_3 c_N(\mathbf{Z}) \mathbf{Z})^{-1} \boldsymbol{\mu}(\mathbf{X}, \mathbf{Z}). \\ -\nabla_{\eta_3} \nabla_{\eta_4} \ell(\boldsymbol{\eta}) &= -c_N(\mathbf{Z}) \boldsymbol{\mu}(\mathbf{X}, \mathbf{Z})^\top \mathbf{Z} (\eta_4 \mathbf{I}_N - \eta_3 c_N(\mathbf{Z}) \mathbf{Z})^{-1} \boldsymbol{\mu}(\mathbf{X}, \mathbf{Z}) \end{aligned}$$

$$- \frac{c_N(\mathbf{Z})}{2} \text{trace}((\eta_4 \mathbf{I}_N - \eta_3 c_N(\mathbf{Z}) \mathbf{Z})^{-1} \mathbf{Z} (\eta_4 \mathbf{I}_N - \eta_3 c_N(\mathbf{Z}) \mathbf{Z})^{-1}).$$

Observe that $(\eta_4 \mathbf{I}_N - \eta_3 c_N(\mathbf{Z}) \mathbf{Z})^{-1}$ is the covariance matrix $\Sigma(\mathbf{X}, \mathbf{Z}) := \Omega(\mathbf{X}, \mathbf{Z})^{-1}$ of the multivariate Gaussian distribution of $\mathbf{Y} \mid (\mathbf{X}, \mathbf{Z})$. To simplify notation, we write henceforth \mathbf{D} , $\boldsymbol{\mu}$ and Σ instead of $\mathbf{D}(\mathbf{X}, \mathbf{Z})$, $\boldsymbol{\mu}(\mathbf{X}, \mathbf{Z})$ and $\Sigma(\mathbf{X}, \mathbf{Z})$, respectively. Then, we have the information matrix as,

$$\begin{aligned} \mathcal{I}(\boldsymbol{\eta}) &= \begin{pmatrix} \mathbf{D} \\ c_N(\mathbf{Z}) \mathbf{Z} \boldsymbol{\mu} \\ -\boldsymbol{\mu} \end{pmatrix}^\top \Sigma (\mathbf{D} \ c_N(\mathbf{Z}) \mathbf{Z} \boldsymbol{\mu} - \boldsymbol{\mu}) \\ (C.3) \quad &+ \frac{1}{2} \begin{pmatrix} \mathbf{0}_{2 \times 2} & \mathbf{0}_{2 \times 1} & \mathbf{0}_{2 \times 1} \\ \mathbf{0}_{1 \times 2} \ c_N(\mathbf{Z})^2 \text{trace}((\Sigma \mathbf{Z})^2) - c_N(\mathbf{Z}) \text{trace}(\Sigma \mathbf{Z} \Sigma) & \\ \mathbf{0}_{1 \times 2} - c_N(\mathbf{Z}) \text{trace}(\Sigma \mathbf{Z} \Sigma) & \text{trace}(\Sigma^2) \end{pmatrix} \\ &=: \mathcal{I}_1(\boldsymbol{\eta}) + \mathcal{I}_2(\boldsymbol{\eta}), \end{aligned}$$

where $\mathbf{0}_{d_1 \times d_2}$ stands for the $d_1 \times d_2$ matrix of 0's.

Define

$$\tilde{\mathcal{I}}_1(\boldsymbol{\eta}) := \begin{pmatrix} \mathbf{D} \\ c_N(\mathbf{Z}) \mathbf{Z} \boldsymbol{\mu} \\ -\boldsymbol{\mu} \end{pmatrix}^\top (\mathbf{D} \ c_N(\mathbf{Z}) \mathbf{Z} \boldsymbol{\mu} - \boldsymbol{\mu}).$$

Since $c_N(\mathbf{Z}) \|\mathbf{Z}\|_2 \leq 1$, the smallest eigenvalue of Σ is at least $\kappa^2 / (1 + |\delta|)$, so that

$$\mathcal{I}_1(\boldsymbol{\eta}) \succeq \frac{\kappa^2}{1 + |\delta|} \tilde{\mathcal{I}}_1(\boldsymbol{\eta}), \text{ and } \mathcal{I}(\boldsymbol{\eta}) \succeq \frac{\kappa^2}{1 + |\delta|} \tilde{\mathcal{I}}_1(\boldsymbol{\eta}) + \mathcal{I}_2(\boldsymbol{\eta}) =: \tilde{\mathcal{I}}(\boldsymbol{\eta}), \text{ say.}$$

Then

$$(C.4) \quad \|\mathcal{I}(\boldsymbol{\eta})^{-1}\|_2 = \frac{1}{\lambda_{\min}(\mathcal{I}(\boldsymbol{\eta}))} \leq \frac{1}{\lambda_{\min}(\tilde{\mathcal{I}}(\boldsymbol{\eta}))}.$$

To derive a lower bound on $\lambda_{\min}(\tilde{\mathcal{I}}(\boldsymbol{\eta}))$, we first prove an upper and lower bound on the determinant $\det(\tilde{\mathcal{I}}(\boldsymbol{\eta}))$, and use the fact that $\det(\tilde{\mathcal{I}}(\boldsymbol{\eta}))$ is the product of its eigenvalues.

Upper bound on $\det(\tilde{\mathcal{I}}(\boldsymbol{\eta}))$.

$$(C.5) \quad \det(\tilde{\mathcal{I}}(\boldsymbol{\eta})) = \prod_{i=1}^4 \lambda_i(\tilde{\mathcal{I}}(\boldsymbol{\eta})) \leq \|\tilde{\mathcal{I}}(\boldsymbol{\eta})\|_2^3 \lambda_{\min}(\tilde{\mathcal{I}}(\boldsymbol{\eta})),$$

since $\lambda_1(\tilde{\mathcal{I}}(\boldsymbol{\eta})) = \|\tilde{\mathcal{I}}(\boldsymbol{\eta})\|_2$ and $\lambda_4(\tilde{\mathcal{I}}(\boldsymbol{\eta}))$ is the smallest eigenvalue of $\tilde{\mathcal{I}}(\boldsymbol{\eta})$.

$$\begin{aligned} \|\tilde{\mathcal{I}}(\boldsymbol{\eta})\|_2 &\leq \frac{\kappa^2}{1 + |\delta|} \|\tilde{\mathcal{I}}_1(\boldsymbol{\eta})\|_2 + \|\mathcal{I}_2(\boldsymbol{\eta})\|_2 \\ (C.6) \quad &\leq \frac{\kappa^2}{1 + |\delta|} \|\mathbf{D} \ c_N(\mathbf{Z}) \mathbf{Z} \boldsymbol{\mu} - \boldsymbol{\mu}\|_2^2 + \|\mathcal{I}_2(\boldsymbol{\eta})\|_F \\ &\leq \frac{\kappa^2}{1 + |\delta|} (\|\mathbf{D}\|_2 + c_N(\mathbf{Z}) \|\mathbf{Z} \boldsymbol{\mu}\|_2 + \|\boldsymbol{\mu}\|_2)^2 \\ &\quad + \max\{c_N(\mathbf{Z})^2 |\text{trace}((\Sigma \mathbf{Z})^2)|, c_N(\mathbf{Z}) |\text{trace}(\Sigma \mathbf{Z} \Sigma)|, \text{trace}(\Sigma^2)\}. \end{aligned}$$

Note that, $\|\mathbf{D}\|_2 \leq \sqrt{2N}$, since all the elements of \mathbf{D} lie within 0 and 1. Also,

$$(C.7) \quad \begin{aligned} c_N(\mathbf{Z}) \|\mathbf{Z}\mu\|_2 &\leq c_N(\mathbf{Z}) \|\mathbf{Z}\|_2 \|\mu\|_2 \leq \|\mu\|_2, \text{ and,} \\ \|\mu\|_2 &\leq \|(\mathbf{I}_N - \delta c_N(\mathbf{Z}) \mathbf{Z})^{-1}\|_2 \|\mathbf{D}\|_2 \|\Psi\|_2 \leq \frac{\sqrt{2N} \|\Psi\|_2}{1 - |\delta|}, \end{aligned}$$

since $c_N(\mathbf{Z}) \|\mathbf{Z}\|_2 \leq 1$ and $|\delta| < 1$. So, the first term on the right-hand side of (C.6) is bounded above by $K_1(\theta, \kappa^2) N$, where $K_1(\theta, \kappa^2) := \frac{\kappa^2}{1 + |\delta|} \left(\sqrt{2} + \frac{2\sqrt{2} \|\Psi\|_2}{1 - |\delta|} \right)^2$. For the second term, compute

$$(C.8) \quad \begin{aligned} c_N(\mathbf{Z})^2 |\text{trace}((\Sigma \mathbf{Z})^2)| &\leq N c_N(\mathbf{Z})^2 \|\Sigma \mathbf{Z}\|_2^2 \leq N c_N(\mathbf{Z})^2 \|\mathbf{Z}\|_2^2 \|\Sigma\|_2^2 \\ &\leq N \frac{\kappa^4}{(1 - |\delta|)^2} \\ c_N(\mathbf{Z}) |\text{trace}(\Sigma \mathbf{Z} \Sigma)| &\leq N c_N(\mathbf{Z}) \|\Sigma \mathbf{Z} \Sigma\|_2 \leq N c_N(\mathbf{Z}) \|\mathbf{Z}\|_2 \|\Sigma\|_2^2 \\ &\leq N \frac{\kappa^4}{(1 - |\delta|)^2} \\ \text{trace}(\Sigma^2) &\leq N \|\Sigma\|_2^2 \leq N \frac{\kappa^4}{(1 - |\delta|)^2}, \end{aligned}$$

using the fact that $\|\Sigma\|_2 \leq \kappa^2 / (1 - |\delta|)$ because $c_N(\mathbf{Z}) \|\mathbf{Z}\|_2 \leq 1$ and $|\delta| < 1$. So, the second term on the right-hand side of (C.6) is bounded above by $\frac{\kappa^4}{(1 - |\delta|)^2} N$. Therefore,

$$(C.9) \quad \begin{aligned} \det(\tilde{\mathcal{I}}(\eta)) &\leq \left(K_1(\theta, \kappa^2) + \frac{\kappa^4}{(1 - |\delta|)^2} \right)^3 N^3 \lambda_{\min}(\tilde{\mathcal{I}}(\eta)) \\ &=: K_2(\theta, \kappa^2) N^3 \lambda_{\min}(\tilde{\mathcal{I}}(\eta)). \end{aligned}$$

Lower bound on $\det(\tilde{\mathcal{I}}(\eta))$.

$$\begin{aligned} \tilde{\mathcal{I}}(\eta) &= \frac{\kappa^2}{1 + |\delta|} \begin{pmatrix} \mathbf{D}^\top \mathbf{D} & c_N(\mathbf{Z}) \mathbf{D}^\top \mathbf{Z} \mu & -\mathbf{D}^\top \mu \\ c_N(\mathbf{Z}) \mu^\top \mathbf{Z} \mathbf{D} & c_N(\mathbf{Z})^2 \mu^\top \mathbf{Z}^2 \mu - c_N(\mathbf{Z}) \mu^\top \mathbf{Z} \mu \\ -\mu^\top \mathbf{D} & -c_N(\mathbf{Z}) \mu^\top \mathbf{Z} \mu & \mu^\top \mu \end{pmatrix} \\ &\quad + \frac{1}{2} \begin{pmatrix} \mathbf{0}_{2 \times 2} & \mathbf{0}_{2 \times 1} & \mathbf{0}_{2 \times 1} \\ \mathbf{0}_{1 \times 2} & c_N(\mathbf{Z})^2 \text{trace}((\Sigma \mathbf{Z})^2) - c_N(\mathbf{Z}) \text{trace}(\Sigma \mathbf{Z} \Sigma) \\ \mathbf{0}_{1 \times 2} & -c_N(\mathbf{Z}) \text{trace}(\Sigma \mathbf{Z} \Sigma) & \text{trace}(\Sigma^2) \end{pmatrix} \\ &= \frac{\kappa^2}{1 + |\delta|} \begin{pmatrix} \mathbf{D}^\top \mathbf{D} & c_N(\mathbf{Z}) \mathbf{D}^\top \mathbf{Z} \mu & -\mathbf{D}^\top \mu \\ c_N(\mathbf{Z}) \mu^\top \mathbf{Z} \mathbf{D} & c_N(\mathbf{Z})^2 \mu^\top \mathbf{Z}^2 \mu + U_{11} & -c_N(\mathbf{Z}) \mu^\top \mathbf{Z} \mu + U_{12} \\ -\mu^\top \mathbf{D} & -c_N(\mathbf{Z}) \mu^\top \mathbf{Z} \mu + U_{12} & \mu^\top \mu + U_{22} \end{pmatrix}, \end{aligned}$$

where,

$$U_{11} := \frac{(1 + |\delta|) c_N(\mathbf{Z})^2}{2 \kappa^2} \text{trace}((\Sigma \mathbf{Z})^2), \quad U_{12} := -\frac{(1 + |\delta|) c_N(\mathbf{Z})}{2 \kappa^2} \text{trace}(\Sigma \mathbf{Z} \Sigma),$$

$$U_{22} := \frac{1 + |\delta|}{2 \kappa^2} \text{trace}(\Sigma^2).$$

By the formula of the determinant of partitioned matrices (see 1.3, Chapter 3 of [5]),

$$(C.10) \quad \det(\tilde{\mathcal{I}}(\boldsymbol{\eta})) = \frac{\kappa^8}{(1 + |\delta|)^4} \det(\mathbf{D}^\top \mathbf{D}) \det(\mathbf{Q}),$$

where

$$\begin{aligned} \mathbf{Q} &:= \begin{pmatrix} c_N(\mathbf{Z})^2 \boldsymbol{\mu}^\top \mathbf{Z}^2 \boldsymbol{\mu} + U_{11} & -c_N(\mathbf{Z}) \boldsymbol{\mu}^\top \mathbf{Z} \boldsymbol{\mu} + U_{12} \\ -c_N(\mathbf{Z}) \boldsymbol{\mu}^\top \mathbf{Z} \boldsymbol{\mu} + U_{12} & \boldsymbol{\mu}^\top \boldsymbol{\mu} + U_{22} \end{pmatrix} \\ &\quad - \begin{pmatrix} c_N(\mathbf{Z}) \boldsymbol{\mu}^\top \mathbf{Z} \mathbf{D} \\ -\boldsymbol{\mu}^\top \mathbf{D} \end{pmatrix}^\top (\mathbf{D}^\top \mathbf{D})^{-1} (c_N(\mathbf{Z}) \mathbf{D}^\top \mathbf{Z} \boldsymbol{\mu} \quad -\mathbf{D}^\top \boldsymbol{\mu}) \\ &= \begin{pmatrix} c_N(\mathbf{Z})^2 \boldsymbol{\mu}^\top \mathbf{Z} (\mathbf{I}_N - \mathbf{H}) \mathbf{Z} \boldsymbol{\mu} + U_{11} & -c_N(\mathbf{Z}) \boldsymbol{\mu}^\top (\mathbf{I}_N - \mathbf{H}) \mathbf{Z} \boldsymbol{\mu} + U_{12} \\ -c_N(\mathbf{Z}) \boldsymbol{\mu}^\top (\mathbf{I}_N - \mathbf{H}) \mathbf{Z} \boldsymbol{\mu} + U_{12} & \boldsymbol{\mu}^\top (\mathbf{I}_N - \mathbf{H}) \boldsymbol{\mu} + U_{22} \end{pmatrix}, \end{aligned}$$

and $\mathbf{H} := \mathbf{D}(\mathbf{D}^\top \mathbf{D})^{-1} \mathbf{D}^\top$.

Lower bound on $\det(\mathbf{D}^\top \mathbf{D})$. Let $N_i := \sum_{j=1}^N Z_{i,j}$ and $F_i := \sum_{j=1}^N X_j Z_{i,j} / N_i$ for all $i = 1, \dots, N$. Then,

$$\mathbf{D}^\top \mathbf{D} = \begin{pmatrix} \sum_{i=1}^N X_i & \sum_{i=1}^N X_i F_i \\ \sum_{i=1}^N X_i F_i & \sum_{i=1}^N F_i^2 \end{pmatrix},$$

and,

$$(C.11) \quad \det(\mathbf{D}^\top \mathbf{D}) = \sum_{i=1}^N X_i \sum_{i=1}^N F_i^2 - \left(\sum_{i=1}^N X_i F_i \right)^2.$$

We show that $\det(\mathbf{D}^\top \mathbf{D})$ is of order N^2 . First, using the fact that $(\mathbf{X}, \mathbf{Z}) \in \mathcal{A}_{1,N} \cap \mathcal{A}_{2,N}$ and $N \rho_N \geq D \log N$, we obtain $|F_i - \pi| \leq \sqrt{3/d_1 D}$ for all i , where

$$d_1 := p_{\min} \left(1 - \sqrt{\frac{6}{p_{\min} D}} \right).$$

So,

$$\sum_{i=1}^N F_i^2 = \sum_{i=1}^N (F_i - \pi)^2 + 2\pi \sum_{i=1}^N (F_i - \pi) + N \pi^2 = N \pi^2 + R_1,$$

where $|R_1| \leq (3/d_1 D) N + 2\pi \sqrt{3/d_1 D} N$. In addition,

$$\sum_{i=1}^N X_i F_i = \sum_{i=1}^N X_i (F_i - \pi) + \pi \sum_{i=1}^N X_i = \pi \sum_{i=1}^N X_i + R_2,$$

where $|R_2| \leq \sqrt{3/d_1 D} N$.

Therefore,

$$\begin{aligned}
& \sum_{i=1}^N X_i \sum_{i=1}^N F_i^2 - \left(\sum_{i=1}^N X_i F_i \right)^2 \\
&= \left(\sum_{i=1}^N X_i \right) (N \pi^2 + R_1) - \left(\pi \sum_{i=1}^N X_i + R_2 \right)^2 \\
&= N \pi^2 \sum_{i=1}^N X_i + R_1 \sum_{i=1}^N X_i - \pi^2 \left(\sum_{i=1}^N X_i \right)^2 - 2 \pi R_2 \sum_{i=1}^N X_i - R_2^2 \\
&= \pi^2 \sum_{i=1}^N X_i \left(N - \sum_{i=1}^N X_i \right) + R_3,
\end{aligned} \tag{C.12}$$

where

$$|R_3| \leq 2(1 + 2\pi) N^2 \max \left\{ \frac{3}{d_1 D}, \sqrt{\frac{3}{d_1 D}} \right\}.$$

We showed in (B.9) that if $(\mathbf{X}, \mathbf{Z}) \in \mathcal{A}_{2,N}$,

$$\sum_{i=1}^N X_i \left(N - \sum_{i=1}^N X_i \right) \geq \frac{N^2 \pi (1 - \pi)}{4} \tag{C.13}$$

for all sufficiently large N .

Combining (C.11), (C.12) and (C.13), we obtain

$$\det(\mathbf{D}^\top \mathbf{D}) \geq \frac{N^2 \pi^3 (1 - \pi)}{4} - 2(1 + 2\pi) N^2 \max \left\{ \frac{3}{d_1 D}, \sqrt{\frac{3}{d_1 D}} \right\}.$$

Note that $d_1 > p_{\min}/2$ because $D > 24/p_{\min}$. Therefore, the condition $D > 1536(1 + 2\pi)^2/p_{\min} \pi^6 (1 - \pi)^2$ implies

$$\det(\mathbf{D}^\top \mathbf{D}) \geq \frac{N^2 \pi^3 (1 - \pi)}{8}. \tag{C.14}$$

Lower bound on $\det(\mathbf{Q})$. Define

$$\begin{aligned}
V_{11} &:= c_N(\mathbf{Z})^2 \boldsymbol{\mu}^\top \mathbf{Z}(\mathbf{I}_N - \mathbf{H}) \mathbf{Z} \boldsymbol{\mu}, \quad V_{12} := -c_N(\mathbf{Z}) \boldsymbol{\mu}^\top (\mathbf{I}_N - \mathbf{H}) \mathbf{Z} \boldsymbol{\mu}, \\
V_{22} &:= \boldsymbol{\mu}^\top (\mathbf{I}_N - \mathbf{H}) \boldsymbol{\mu}.
\end{aligned}$$

Then, we can write the matrix \mathbf{Q} as

$$\mathbf{Q} = \begin{pmatrix} V_{11} + U_{11} & V_{12} + U_{12} \\ V_{11} + U_{12} & V_{22} + U_{22} \end{pmatrix}, \tag{C.15}$$

and,

$$\begin{aligned}
\det(\mathbf{Q}) &= (V_{11} + U_{11})(V_{22} + U_{22}) - (V_{12} + U_{12})^2 \\
&= (V_{11} V_{22} - V_{12}^2) + V_{11} U_{22} + U_{11} (V_{22} + U_{22}) - 2 V_{12} U_{12} - U_{12}^2.
\end{aligned} \tag{C.16}$$

We first show that $V_{11} V_{22} - V_{12}^2 = 0$. From definition,

$$\begin{aligned}
& V_{11} V_{22} - V_{12}^2 \\
&= c_N(\mathbf{Z})^2 (\boldsymbol{\mu}^\top \mathbf{Z}(\mathbf{I}_N - \mathbf{H}) \mathbf{Z} \boldsymbol{\mu} \boldsymbol{\mu}^\top (\mathbf{I}_N - \mathbf{H}) \boldsymbol{\mu} - (\boldsymbol{\mu}^\top (\mathbf{I}_N - \mathbf{H}) \mathbf{Z} \boldsymbol{\mu})^2).
\end{aligned}$$

Now,

$$\begin{aligned}
 \mathbf{Z} \boldsymbol{\mu} &= \mathbf{Z} (\mathbf{I}_N - \delta c_N(\mathbf{Z}) \mathbf{Z})^{-1} \mathbf{D} \boldsymbol{\Psi} \\
 &= \frac{1}{c_N(\mathbf{Z}) \delta} (\delta c_N(\mathbf{Z}) \mathbf{Z} - \mathbf{I}_N + \mathbf{I}_N) (\mathbf{I}_N - \delta c_N(\mathbf{Z}) \mathbf{Z})^{-1} \mathbf{D} \boldsymbol{\Psi} \\
 (C.17) \quad &= \frac{1}{c_N(\mathbf{Z}) \delta} ((\mathbf{I}_N - \delta c_N(\mathbf{Z}) \mathbf{Z})^{-1} - \mathbf{I}_N) \mathbf{D} \boldsymbol{\Psi} \\
 &= \frac{1}{c_N(\mathbf{Z}) \delta} (\boldsymbol{\mu} - \mathbf{D} \boldsymbol{\Psi}).
 \end{aligned}$$

Thereby, noting that $(\mathbf{I}_N - \mathbf{H}) \mathbf{D}$ is $\mathbf{0}_{N \times 2}$, we obtain

$$(\mathbf{I}_N - \mathbf{H}) \mathbf{Z} \boldsymbol{\mu} = \frac{1}{c_N(\mathbf{Z}) \delta} (\mathbf{I}_N - \mathbf{H}) \boldsymbol{\mu},$$

which implies,

$$V_{11} V_{22} - V_{12}^2 = \frac{1}{\delta^2} (\boldsymbol{\mu}^\top (\mathbf{I}_N - \mathbf{H}) \boldsymbol{\mu} \cdot \boldsymbol{\mu}^\top (\mathbf{I}_N - \mathbf{H}) \boldsymbol{\mu} - (\boldsymbol{\mu}^\top (\mathbf{I}_N - \mathbf{H}) \boldsymbol{\mu})^2) = 0.$$

Note that, in the above derivation, we assumed $\delta \neq 0$. If $\delta = 0$, then $(\mathbf{I}_N - \mathbf{H}) \boldsymbol{\mu} = (\mathbf{I}_N - \mathbf{H}) \mathbf{D} \boldsymbol{\Psi} = 0$, which implies $V_{11} V_{22} - V_{12}^2 = 0$. So, from (C.16), we obtain

$$(C.18) \quad \det(\mathbf{Q}) = V_{11} U_{22} + U_{11} (V_{22} + U_{22}) - 2 V_{12} U_{12} - U_{12}^2.$$

Upper bounds on $|V_{11}|$, $|V_{12}|$ and $|V_{22}|$. Based on our previous calculations, we argue that $|V_{11}|$, $|V_{12}|$ and $|V_{22}|$ are $O(N)$. First, noting that $\|\mathbf{I}_N - \mathbf{H}\|_2 \leq 1$, we obtain

$$|V_{11}| \leq c_N(\mathbf{Z})^2 \boldsymbol{\mu}^\top \mathbf{Z}^2 \boldsymbol{\mu}, \quad |V_{12}| \leq c_N(\mathbf{Z}) |\boldsymbol{\mu}^\top \mathbf{Z} \boldsymbol{\mu}|, \quad |V_{22}| \leq \boldsymbol{\mu}^\top \boldsymbol{\mu}.$$

Observe that the upper bounds on $|V_{11}|$, $|V_{12}|$ and $|V_{22}|$ are elements (in absolute value) of $\tilde{\mathcal{I}}_1(\boldsymbol{\eta})$. We showed in (C.7) that $\|\tilde{\mathcal{I}}_1(\boldsymbol{\eta})\|_2$ is $O(N)$, which implies, the elements of $\tilde{\mathcal{I}}_1(\boldsymbol{\eta})$ in absolute value has to be $O(N)$. Therefore, $|V_{11}|$, $|V_{12}|$ and $|V_{22}|$ are also $O(N)$.

Upper bounds on $|U_{11}|$, $|U_{12}|$ and $|U_{22}|$. We show that

$$\begin{aligned}
 (C.19) \quad |U_{11}| &= o(c_N(\mathbf{Z})^2 N (N \rho_N)^2), \quad |U_{12}| = o(c_N(\mathbf{Z}) N (N \rho_N)), \\
 |U_{22}| &= O(N).
 \end{aligned}$$

$$\begin{aligned}
 |U_{11}| &= \frac{(1 + |\delta|) c_N(\mathbf{Z})^2}{2 \kappa^2} |\text{trace}((\boldsymbol{\Sigma} \mathbf{Z})^2)| \\
 &= \frac{(1 + |\delta|) c_N(\mathbf{Z})^2}{2 \kappa^2} |\text{trace}((\boldsymbol{\Sigma} (\mathbf{Z} - \mathbf{P}) + \boldsymbol{\Sigma} \mathbf{P})^2)| \\
 &= \frac{(1 + |\delta|) c_N(\mathbf{Z})^2}{2 \kappa^2} |\text{trace}((\boldsymbol{\Sigma} (\mathbf{Z} - \mathbf{P}))^2 + 2 \boldsymbol{\Sigma} (\mathbf{Z} - \mathbf{P}) \boldsymbol{\Sigma} \mathbf{P} + (\boldsymbol{\Sigma} \mathbf{P})^2)| \\
 &\leq \frac{(1 + |\delta|) c_N(\mathbf{Z})^2}{2 \kappa^2} (N \|\boldsymbol{\Sigma}\|_2^2 \|\mathbf{Z} - \mathbf{P}\|_2^2 + 2 N \|\boldsymbol{\Sigma}\|_2^2 \|\mathbf{Z} - \mathbf{P}\|_2 \|\mathbf{P}\|_2 \\
 &\quad + \text{trace}(\boldsymbol{\Sigma} \mathbf{P})^2)
 \end{aligned}$$

$$\begin{aligned}
 |U_{12}| &= \frac{(1 + |\delta|) c_N(\mathbf{Z})}{2 \kappa^2} |\text{trace}(\boldsymbol{\Sigma} \mathbf{Z} \boldsymbol{\Sigma})| \\
 &= \frac{(1 + |\delta|) c_N(\mathbf{Z})}{2 \kappa^2} |\text{trace}(\boldsymbol{\Sigma} (\mathbf{Z} - \mathbf{P}) \boldsymbol{\Sigma} + \boldsymbol{\Sigma} \mathbf{P} \boldsymbol{\Sigma})|
 \end{aligned}$$

$$\leq \frac{(1+|\delta|)c_N(\mathbf{Z})}{2\kappa^2} (N \|\Sigma\|_2^2 \|\mathbf{Z} - \mathbf{P}\|_2 + \text{trace}(\Sigma \mathbf{P} \Sigma))$$

$$|U_{22}| = \frac{(1+|\delta|)}{2\kappa^2} |\text{trace}(\Sigma^2)|.$$

Observe that

$$|\text{trace}((\Sigma \mathbf{P} \Sigma \mathbf{P}))| \leq \|\Sigma\|_2^2 \|\mathbf{P}\|_2 \text{trace}(\mathbf{P}) \leq K \|\Sigma\|_2^2 \|\mathbf{P}\|_2^2,$$

$$|\text{trace}(\Sigma \mathbf{P} \Sigma)| \leq \|\Sigma\|_2^2 \text{trace}(\mathbf{P}) \leq K \|\Sigma\|_2^2 \|\mathbf{P}\|_2$$

$$|\text{trace}(\Sigma^2)| \leq N \|\Sigma\|_2^2.$$

The inequalities above are obtained using the result that for matrices \mathbf{A} and \mathbf{B} where \mathbf{B} is positive definite, $\text{trace}(\mathbf{A} \mathbf{B}) \leq \|\mathbf{A}\|_2 \text{trace}(\mathbf{B})$. In our case, \mathbf{P} is positive definite and has rank K .

Now, $\|\mathbf{Z} - \mathbf{P}\|_2 \leq l \sqrt{N \rho_N}$ since $(\mathbf{X}, \mathbf{Z}) \in \mathcal{A}_{1,N}$, $\|\mathbf{P}\|_2 \leq \|\mathbf{P}\|_F \leq N \rho_N$, and $\|\Sigma\|_2 \leq \kappa^2 / (1 - |\delta|)$. We leverage these results to obtain

$$|U_{11}| \leq \frac{(1+|\delta|)c_N(\mathbf{Z})^2}{2\kappa^2} \left(\frac{\kappa^4}{(1-|\delta|)^2} (l^2 N (N \rho_N) + 2l N (N \rho_N)^{\frac{3}{2}} + K (N \rho_N)^2) \right)$$

$$|U_{12}| \leq \frac{(1+|\delta|)c_N(\mathbf{Z})}{2\kappa^2} \left(\frac{\kappa^4}{(1-|\delta|)^2} (l N \sqrt{N \rho_N} + K (N \rho_N)) \right)$$

$$|U_{22}| \leq \frac{(1+|\delta|)c_N(\mathbf{Z})}{2\kappa^2} N \frac{\kappa^4}{(1-|\delta|)^2}.$$

So, we conclude that (C.19) holds since $N \rho_N \rightarrow \infty$. This result, together with the fact that $|V_{12}|$ and $|V_{22}|$ are $O(N)$, gives that in (C.18), the terms $|U_{11}(V_{22} + U_{22})|$ and U_{12}^2 are $o(c_N(\mathbf{Z})^2 N^2 (N \rho_N)^2)$. We show that the term $|V_{12} U_{12}|$ also has the same order of magnitude, but for that, we need to prove a finer bound on $|V_{12}|$ instead of $O(N)$.

Upper bound on $|V_{12} U_{12}|$.

$$|V_{12}| \leq c_N(\mathbf{Z}) \|\mathbf{Z}\|_2 \|\boldsymbol{\mu}\|_2^2 \leq c_N(\mathbf{Z}) (\|\mathbf{Z} - \mathbf{P}\|_2 + \|\mathbf{P}\|_2) \|\boldsymbol{\mu}\|_2^2$$

$$= O(c_N(\mathbf{Z}) N (N \rho_N)),$$

since $\|\mathbf{Z} - \mathbf{P}\|_2 \leq l \sqrt{N \rho_N}$, $\|\mathbf{P}\|_2 \leq N \rho_N$, and $\|\boldsymbol{\mu}\|_2^2 = O(N)$ from (C.7). This proves that $V_{12} U_{12}$ is also $o(c_N(\mathbf{Z})^2 N^2 (N \rho_N)^2)$.

So, from (C.18), we obtain

$$(C.20) \quad \det(\mathbf{Q}) \geq V_{11} U_{22} - o(c_N(\mathbf{Z})^2 N^2 (N \rho_N)^2).$$

Lower bounds on V_{11} and U_{22} . We show that both V_{11} and U_{22} has a lower bound of order N .

$$(C.21) \quad V_{11} := c_N(\mathbf{Z})^2 \boldsymbol{\mu}^\top \mathbf{Z} (\mathbf{I}_N - \mathbf{H}) \mathbf{Z} \boldsymbol{\mu} := c_N(\mathbf{Z})^2 \|(\mathbf{I}_N - \mathbf{H}) \mathbf{Z} \boldsymbol{\mu}\|_2^2.$$

We derive a lower bound on $\|(\mathbf{I}_N - \mathbf{H}) \mathbf{Z} \boldsymbol{\mu}\|_2$.

$$\|(\mathbf{I}_N - \mathbf{H}) \mathbf{Z} \boldsymbol{\mu}\|_2 \geq \|(\mathbf{I}_N - \mathbf{H}) \mathbf{P} \boldsymbol{\mu}\|_2 - \|(\mathbf{Z} - \mathbf{P}) \boldsymbol{\mu}\|_2,$$

using the fact that $\|\mathbf{I}_N - \mathbf{H}\|_2 \leq 1$. Now, since $(\mathbf{X}, \mathbf{Z}) \in \mathcal{A}_{3,N}$,

$$\begin{aligned} \|(\mathbf{I}_N - \mathbf{H}) \mathbf{Z} \boldsymbol{\mu}\|_2 &\geq \frac{1 - e^*}{2} \|\mathbf{P} \boldsymbol{\mu}\|_2 - \|(\mathbf{Z} - \mathbf{P}) \boldsymbol{\mu}\|_2 \\ &\geq \frac{1 - e^*}{2} \|\mathbf{Z} \boldsymbol{\mu}\|_2 - \frac{3 - e^*}{2} \|(\mathbf{Z} - \mathbf{P}) \boldsymbol{\mu}\|_2 \\ &\geq \frac{1 - e^*}{2} \|\mathbf{Z} \boldsymbol{\mu}\|_2 - \frac{3}{2} \|\mathbf{Z} - \mathbf{P}\|_2 \|\boldsymbol{\mu}\|_2. \end{aligned}$$

Also, since $(\mathbf{X}, \mathbf{Z}) \in \mathcal{A}_{1,N}$, we have

$$(C.22) \quad \|(\mathbf{I}_N - \mathbf{H}) \mathbf{Z} \boldsymbol{\mu}\|_2 \geq \frac{1 - e^*}{2} \|\mathbf{Z} \boldsymbol{\mu}\|_2 - \frac{3l}{2} \sqrt{N\rho_N} \|\boldsymbol{\mu}\|_2.$$

Hence, we can obtain a lower bound on $\|(\mathbf{I}_N - \mathbf{H}) \mathbf{Z} \boldsymbol{\mu}\|_2$ by deriving a lower bound on $\|\mathbf{Z} \boldsymbol{\mu}\|_2$ and an upper bound on $\|\boldsymbol{\mu}\|_2$.

$$\begin{aligned} \|\mathbf{Z} \boldsymbol{\mu}\|_2^2 &= \boldsymbol{\Psi}^\top \mathbf{D}^\top (\mathbf{I}_N - \delta c_N(\mathbf{Z}) \mathbf{Z})^{-1} \mathbf{Z}^2 (\mathbf{I}_N - \delta c_N(\mathbf{Z}) \mathbf{Z})^{-1} \mathbf{D} \boldsymbol{\Psi} \\ &= \boldsymbol{\Psi}^\top \mathbf{D}^\top \mathbf{Z} (\mathbf{I}_N - \delta c_N(\mathbf{Z}) \mathbf{Z})^{-2} \mathbf{Z} \mathbf{D} \boldsymbol{\Psi}, \\ (C.23) \quad &\text{since } (\mathbf{I}_N - \delta c_N(\mathbf{Z}) \mathbf{Z})^{-1} \text{ and } \mathbf{Z} \text{ are commutative} \\ &\geq \frac{1}{(1 + |\delta|)^2} \|\mathbf{Z} \mathbf{D} \boldsymbol{\Psi}\|_2^2. \end{aligned}$$

since $c_N(\mathbf{Z}) \|\mathbf{Z}\|_2 \leq 1$ almost surely. We show that

$$\|\mathbf{Z} \mathbf{D} \boldsymbol{\Psi}\|_2 \geq \frac{|\beta + \gamma| \pi p_{\min}}{4} \sqrt{N} N \rho_N,$$

provided that $(\mathbf{X}, \mathbf{Z}) \in \mathcal{A}_{1,N} \cap \mathcal{A}_{2,N}$ and $D \geq 96(|\beta| + 2\|\boldsymbol{\Psi}\|_2 / \sqrt{p_{\min}})^2 / (\pi^2 p_{\min}^2)$.

Lower bound on $\|\mathbf{Z} \mathbf{D} \boldsymbol{\Psi}\|_2$. Define $\bar{\mathbf{D}} \in \mathbb{R}^{N \times 2}$ such that its i -th row is (X_i, π) . Then

$$\begin{aligned} \|\mathbf{Z} \mathbf{D} \boldsymbol{\Psi}\|_2 &\geq \|\mathbf{Z} \bar{\mathbf{D}} \boldsymbol{\Psi}\|_2 - \|\mathbf{Z} (\mathbf{D} - \bar{\mathbf{D}}) \boldsymbol{\Psi}\|_2 \\ &= \left\| \mathbf{Z} \bar{\mathbf{D}} \begin{pmatrix} \beta \\ \gamma \end{pmatrix} \right\|_2 - \|\mathbf{Z} (\mathbf{D} - \bar{\mathbf{D}}) \boldsymbol{\Psi}\|_2 \\ &= |\beta + \gamma| \left\| \mathbf{Z} \bar{\mathbf{D}} \begin{pmatrix} 0 \\ 1 \end{pmatrix} \right\|_2 - \left\| \mathbf{Z} \bar{\mathbf{D}} \begin{pmatrix} \beta \\ -\beta \end{pmatrix} \right\|_2 - \|\mathbf{Z} (\mathbf{D} - \bar{\mathbf{D}}) \boldsymbol{\Psi}\|_2. \end{aligned}$$

Recalling that the second column of $\bar{\mathbf{D}}$ is $\pi \mathbf{1}_N$, we have

$$(C.24) \quad \|\mathbf{Z} \mathbf{D} \boldsymbol{\Psi}\|_2 \geq |\beta + \gamma| \pi \|\mathbf{Z} \mathbf{1}_N\|_2 - |\beta| \left\| \mathbf{Z} \bar{\mathbf{D}} \begin{pmatrix} 1 \\ -1 \end{pmatrix} \right\|_2 - \|\mathbf{Z} (\mathbf{D} - \bar{\mathbf{D}}) \boldsymbol{\Psi}\|_2.$$

We show that the first term on the right-hand side of (C.24) dominates the second and the third term.

Concerning the first term, note that $(\mathbf{X}, \mathbf{Z}) \in \mathcal{A}_{1,N}$ implies that

$$(C.25) \quad \|\mathbf{Z} \mathbf{1}_N\|_2 = \sqrt{\sum_{i=1}^N \left(\sum_{j=1}^N Z_{i,j} \right)^2} \geq d_1 \sqrt{N} N \rho_N.$$

The second term is bounded above by

$$\begin{aligned}
 \left\| \mathbf{Z} \overline{\mathbf{D}} \begin{pmatrix} 1 \\ -1 \end{pmatrix} \right\|_2 &= \sqrt{\sum_{i=1}^N \left(\sum_{j=1}^N X_j Z_{i,j} - \pi \sum_{j=1}^N Z_{i,j} \right)^2} \\
 &\leq \sqrt{3 \log N \sum_{i=1}^N \sum_{j=1}^N Z_{i,j}} \\
 &\leq \sqrt{3 N \log N \|\mathbf{Z}\|_2},
 \end{aligned}
 \tag{C.26}$$

where the first inequality holds since $(\mathbf{X}, \mathbf{Z}) \in \mathcal{A}_{2,N}$.

The third term is bounded above by

$$\|\mathbf{Z}(\mathbf{D} - \overline{\mathbf{D}})\Psi\|_2 = \|\Psi\|_2 \|\mathbf{Z}\|_2 \|\mathbf{D} - \overline{\mathbf{D}}\|_2 \leq \|\Psi\|_2 \sqrt{\frac{3 \log N}{d_1 \rho_N}} \|\mathbf{Z}\|_2,
 \tag{C.27}$$

incorporating (B.6), which holds since $(\mathbf{X}, \mathbf{Z}) \in \mathcal{A}_{1,N} \cap \mathcal{A}_{2,N}$.

Now, $(\mathbf{X}, \mathbf{Z}) \in \mathcal{A}_{1,N}$ also implies

$$\|\mathbf{Z}\|_2 \leq \|\mathbf{P}\|_2 + \|\mathbf{Z} - \mathbf{P}\|_2 \leq N \rho_N + l \sqrt{N \rho_N} \leq 2 N \rho_N,
 \tag{C.28}$$

for all sufficiently large N since $N \rho_N \rightarrow \infty$.

Collecting (C.25)-(C.28) yields

$$\begin{aligned}
 |\beta + \gamma| \pi \|\mathbf{Z} \mathbf{1}_N\|_2 &\geq |\beta + \gamma| \pi d_1 \sqrt{N} N \rho_N, \\
 \left\| \mathbf{Z} \overline{\mathbf{D}} \begin{pmatrix} 1 \\ -1 \end{pmatrix} \right\|_2 &\leq \sqrt{6 N^2 \rho_N \log N} \leq \sqrt{\frac{6}{D}} \sqrt{N} N \rho_N, \\
 \|\mathbf{Z}(\mathbf{D} - \overline{\mathbf{D}})\Psi\|_2 &\leq 2 \|\Psi\|_2 \sqrt{\frac{3 \rho_N \log N}{d_1}} N \leq 2 \|\Psi\|_2 \sqrt{\frac{3}{d_1 D}} \sqrt{N} N \rho_N,
 \end{aligned}
 \tag{C.29}$$

using the fact that $N \rho_N \geq D \log N$ by Condition 3. Finally, recall that $d_1 > p_{\min}/2$ because $D > 24/p_{\min}$. Combining (C.24) and (C.29), we obtain

$$\begin{aligned}
 \|\mathbf{Z} \mathbf{D} \Psi\|_2 &\geq \left(\frac{|\beta + \gamma| \pi p_{\min}}{2} - |\beta| \sqrt{\frac{6}{D}} - 2 \|\Psi\|_2 \sqrt{\frac{6}{p_{\min} D}} \right) \sqrt{N} N \rho_N \\
 &\geq \frac{|\beta + \gamma| \pi p_{\min}}{4} \sqrt{N} N \rho_N,
 \end{aligned}
 \tag{C.30}$$

provided that $D \geq 96 (|\beta| + 2 \|\Psi\|_2 / \sqrt{p_{\min}})^2 / (\pi^2 p_{\min}^2)$.

Combining (C.22), (C.23), (C.24), (C.30), and (C.7), we obtain

$$\begin{aligned}
 \|(\mathbf{I}_N - \mathbf{H})\mathbf{Z}\mu\|_2 &\geq \frac{1 - e^*}{2} \frac{|\beta + \gamma| \pi p_{\min}}{4(1 + |\delta|)} \sqrt{N} N \rho_N - \frac{3l}{\sqrt{2}} \frac{\|\Psi\|_2}{1 - |\delta|} \sqrt{N^2 \rho_N} \\
 &\geq \frac{1 - e^*}{2} \frac{|\beta + \gamma| \pi p_{\min}}{8(1 + |\delta|)} \sqrt{N} N \rho_N,
 \end{aligned}$$

for all sufficiently large N , because $N \rho_N \rightarrow \infty$. Leveraging this in (C.21), we obtain

$$V_{11} \geq (1 - e^*)^2 \frac{(\beta + \gamma)^2 \pi^2 p_{\min}^2}{256(1 + |\delta|)^2} c_N(\mathbf{Z})^2 N (N \rho_N)^2.
 \tag{C.31}$$

Since the eigenvalues of Σ are at least $\kappa^2 / (1 + |\delta|)$, we have

$$(C.32) \quad U_{22} = \frac{1 + |\delta|}{2\kappa^2} \text{trace}(\Sigma^2) \geq \frac{1 + |\delta|}{2\kappa^2} N \frac{\kappa^4}{(1 + |\delta|)^2} = \frac{\kappa^2}{2(1 + |\delta|)} N.$$

Combining (C.20), (C.31) and (C.32), we obtain

$$(C.33) \quad \begin{aligned} \det(\mathbf{Q}) &\geq (1 - e^*)^2 \frac{(\beta + \gamma)^2 \pi^2 p_{\min}^2}{256(1 + |\delta|)^2} \frac{\kappa^2}{2(1 + |\delta|)} c_N(\mathbf{Z})^2 N^2 (N\rho_N)^2 \\ &\quad - o(c_N(\mathbf{Z})^2 N^2 (N\rho_N)^2) \\ &\geq K_3(\boldsymbol{\theta}, \kappa^2) c_N(\mathbf{Z})^2 N^2 (N\rho_N)^2, \end{aligned}$$

where $K_3(\boldsymbol{\theta}, \kappa^2) > 0$ is a constant that depends on $\boldsymbol{\theta}$ and κ^2 .

Combining (C.10), (C.14) and (C.33) yields

$$(C.34) \quad \begin{aligned} \det(\tilde{\mathcal{I}}(\boldsymbol{\eta})) &\geq \frac{\kappa^8}{(1 + |\delta|)^4} \frac{N^2 \pi^3 (1 - \pi)}{8} K_3(\boldsymbol{\theta}, \kappa^2) c_N(\mathbf{Z})^2 N^2 (N\rho_N)^2 \\ &=: K_4(\boldsymbol{\theta}, \kappa^2) c_N(\mathbf{Z})^2 N^4 (N\rho_N)^2. \end{aligned}$$

Lower bound on $\lambda_{\min}(\tilde{\mathcal{I}}(\boldsymbol{\eta}))$. From the lower and upper bound on $\det(\tilde{\mathcal{I}}(\boldsymbol{\eta}))$ derived in (C.9) and (C.34) respectively, we obtain

$$(C.35) \quad \lambda_{\min}(\tilde{\mathcal{I}}(\boldsymbol{\eta})) \geq \frac{K_4(\boldsymbol{\theta}, \kappa^2)}{K_2(\boldsymbol{\theta}, \kappa^2)} c_N(\mathbf{Z})^2 N (N\rho_N)^2.$$

Leveraging (C.4), we conclude

$$\|\mathcal{I}(\boldsymbol{\eta})^{-1}\|_2 \leq \frac{K_2(\boldsymbol{\theta}, \kappa^2)}{K_4(\boldsymbol{\theta}, \kappa^2)} \frac{1}{c_N(\mathbf{Z})^2 N (N\rho_N)^2},$$

where

$$\begin{aligned} K_2(\boldsymbol{\theta}, \kappa^2) &:= \left(\frac{\kappa^2}{1 + |\delta|} \left(\sqrt{2} + \frac{2\sqrt{2} \|\Psi\|_2}{1 - |\delta|} \right)^2 + \frac{\kappa^4}{(1 - |\delta|)^2} \right)^3 \\ K_4(\boldsymbol{\theta}, \kappa^2) &:= \frac{\kappa^8}{(1 + |\delta|)^4} \frac{\pi^3 (1 - \pi)}{8} (1 - e^*)^2 \frac{(\beta + \gamma)^2 \pi^2 p_{\min}^2}{256(1 + |\delta|)^2} \frac{\kappa^2}{4(1 + |\delta|)}. \end{aligned}$$

C.2. Statement and proof of Lemma 2.

Lemma 2. Let Condition 2 be satisfied, and $(\mathbf{I}_N - \Delta \mathbf{C}_N(\mathbf{z}) \mathbf{z})$ is invertible. Then

$$\boldsymbol{\mu}(\mathbf{w}, \mathbf{x}, \mathbf{z}) := \mathbb{E}[\mathbf{Y} \mid (\mathbf{W}, \mathbf{X}, \mathbf{Z}) = (\mathbf{w}, \mathbf{x}, \mathbf{z})] = (\mathbf{I}_N - \Delta \mathbf{C}_N(\mathbf{z}) \mathbf{z})^{-1} \mathbf{g}(\mathbf{w}, \mathbf{x}, \mathbf{z}; \boldsymbol{\alpha}, \boldsymbol{\beta}, \boldsymbol{\gamma}),$$

where $\mathbf{g}(\mathbf{w}, \mathbf{x}, \mathbf{z}; \boldsymbol{\alpha}, \boldsymbol{\beta}, \boldsymbol{\gamma}) \in \mathbb{R}^N$ is a vector such that

$$g_j(\mathbf{w}, \mathbf{x}, \mathbf{z}; \boldsymbol{\alpha}, \boldsymbol{\beta}, \boldsymbol{\gamma}) := \boldsymbol{\alpha}_j^\top \mathbf{w}_j + \boldsymbol{\beta}_j^\top \mathbf{w}_j x_j + \sum_{k=1}^N \boldsymbol{\gamma}_j^\top \boldsymbol{\Gamma}_j(\mathbf{w}, \mathbf{z})^{-1} \mathbf{w}_k x_k z_{j,k},$$

where

$$\boldsymbol{\Gamma}_i(\mathbf{w}, \mathbf{z}) := \text{diag} \left(\sum_{j=1}^N w_{j,1} z_{i,j}, \sum_{j=1}^N w_{j,2} z_{i,j}, \dots, \sum_{j=1}^N w_{j,p} z_{i,j} \right).$$

With unit-independent parameters and no covariates, the conditional mean simplifies:

$$\boldsymbol{\mu}(\mathbf{x}, \mathbf{z}) := \mathbb{E}[\mathbf{Y} \mid (\mathbf{X}, \mathbf{Z}) = (\mathbf{x}, \mathbf{z})] = (\mathbf{I}_N - \delta \mathbf{C}_N(\mathbf{z}) \mathbf{z})^{-1} \mathbf{D}(\mathbf{x}, \mathbf{z}) \boldsymbol{\Psi},$$

where $\Psi := (\beta, \gamma)^\top$ and $D(\mathbf{x}, \mathbf{z})$ is a $N \times 2$ matrix with i -th row,

$$(D(\mathbf{x}, \mathbf{z}))_{i, \cdot} := \left(x_i, \frac{\sum_{j=1}^N x_j z_{i,j}}{\sum_{j=1}^N z_{i,j}} \right), \quad i = 1, \dots, N.$$

Proof of Lemma 2. By Condition 2,

$$\begin{aligned} \mathbb{E}[Y_i \mid (\mathbf{W}, \mathbf{X}, \mathbf{Y}_{-i}, \mathbf{Z}) = (\mathbf{w}, \mathbf{x}, \mathbf{y}_{-i}, \mathbf{z})] &= \alpha_i^\top \mathbf{w}_i + \beta_i^\top \mathbf{w}_i x_i \\ &\quad + \sum_{j=1}^N \gamma_j^\top \Gamma_i(\mathbf{w}, \mathbf{z})^{-1} \mathbf{w}_j x_j z_{i,j} \\ &\quad + \delta_i c_{N,i}(\mathbf{z}) \sum_{j=1}^N y_j z_{i,j}. \end{aligned}$$

Let $\mu_i(\mathbf{w}, \mathbf{x}, \mathbf{z}) := \mathbb{E}[Y_i \mid (\mathbf{W}, \mathbf{X}, \mathbf{Z}) = (\mathbf{w}, \mathbf{x}, \mathbf{z})]$. Upon taking expectations on both sides above conditional on $(\mathbf{W}, \mathbf{X}, \mathbf{Z}) = (\mathbf{w}, \mathbf{x}, \mathbf{z})$, we obtain

$$\begin{aligned} \mu_i(\mathbf{w}, \mathbf{x}, \mathbf{z}) &= \alpha_i^\top \mathbf{w}_i + \beta_i^\top \mathbf{w}_i x_i + \sum_{j=1}^N \gamma_j^\top \Gamma_i(\mathbf{w}, \mathbf{z})^{-1} \mathbf{w}_j x_j z_{i,j} \\ (C.36) \quad &\quad + \delta_i c_{N,i}(\mathbf{z}) \sum_{j=1}^N \mu_j(\mathbf{w}, \mathbf{x}, \mathbf{z}) z_{i,j}. \end{aligned}$$

Note that (C.36) can be written in matrix form as

$$(C.37) \quad \boldsymbol{\mu}(\mathbf{w}, \mathbf{x}, \mathbf{z}) = \mathbf{g}(\mathbf{w}, \mathbf{x}, \mathbf{z}; \boldsymbol{\alpha}, \boldsymbol{\beta}, \boldsymbol{\gamma}) + \boldsymbol{\Delta} \mathbf{C}_N(\mathbf{z}) \mathbf{z} \boldsymbol{\mu}(\mathbf{w}, \mathbf{x}, \mathbf{z}),$$

where

$$g_j(\mathbf{w}, \mathbf{x}, \mathbf{z}; \boldsymbol{\alpha}, \boldsymbol{\beta}, \boldsymbol{\gamma}) := \alpha_j^\top \mathbf{w}_j + \beta_j^\top \mathbf{w}_j x_j + \sum_{k=1}^N \gamma_k^\top \Gamma_j(\mathbf{w}, \mathbf{z})^{-1} \mathbf{w}_k x_k z_{j,k}.$$

If $(\mathbf{I}_N - \boldsymbol{\Delta} \mathbf{C}_N(\mathbf{z}) \mathbf{z})$ is invertible, and we have

$$\boldsymbol{\mu}(\mathbf{w}, \mathbf{x}, \mathbf{z}) := (\mathbf{I}_N - \boldsymbol{\Delta} \mathbf{C}_N(\mathbf{z}) \mathbf{z})^{-1} \mathbf{g}(\mathbf{w}, \mathbf{x}, \mathbf{z}; \boldsymbol{\alpha}, \boldsymbol{\beta}, \boldsymbol{\gamma}).$$

Finally, observe that with unit-independent parameters and no covariates, we have $(\mathbf{I}_N - \boldsymbol{\Delta} \mathbf{C}_N(\mathbf{z}) \mathbf{z}) = (\mathbf{I}_N - \delta \mathbf{C}_N(\mathbf{z}) \mathbf{z})$ and $\mathbf{g}(\mathbf{w}, \mathbf{x}, \mathbf{z}; \boldsymbol{\alpha}, \boldsymbol{\beta}, \boldsymbol{\gamma}) = D(\mathbf{x}, \mathbf{z}) \Psi$, which completes the proof.

C.3. Statement and proof of Lemma 3.

Lemma 3. Assume that Condition 3 is satisfied. Then

$$\mathbb{P} \left(\min_{1 \leq i \leq N} N_i > p_{\min} \left(1 - \sqrt{\frac{6}{p_{\min} D}} \right) N \rho_N \right) \geq 1 - \frac{1}{N^2}.$$

Proof of Lemma 3. $Z_{i,j} \stackrel{\text{ind}}{\sim} \text{Bernoulli}(P_{i,j})$ implies that $N_i := \sum_{j=1: j \neq i}^N Z_{i,j}$ is a sum of $N - 1$ independent Bernoulli variables with expectation $\sum_{j=1: j \neq i}^N P_{i,j}$. By a Chernoff bound, for

any $t \in (0, 1)$,

$$\mathbb{P} \left(N_i \geq (1-t) \sum_{j=1: j \neq i}^N P_{i,j} \right) \geq 1 - \exp \left(-\frac{t^2 \sum_{j=1: j \neq i}^N P_{i,j}}{2} \right).$$

By Condition 3, we have $\sum_{j=1: j \neq i}^N P_{i,j} > p_{\min} N \rho_N$, so that

$$\mathbb{P} (N_i > (1-t) p_{\min} N \rho_N) \geq 1 - \exp \left(-\frac{t^2 p_{\min} N \rho_N}{2} \right).$$

Choosing

$$t := \sqrt{\frac{6 \log N}{p_{\min} N \rho_N}}$$

and using the fact that $N \rho_N \geq D \log N$, we obtain

$$\mathbb{P} \left(N_i > p_{\min} (1 - \sqrt{6/p_{\min} D}) N \rho_N \right) \geq 1 - \frac{1}{N^3}.$$

Taking a union bound over all $i \in \{1, \dots, N\}$ proves the result.

C.4. Statement of Lemma 4.

Lemma 4. Theorem 5.2.15 of Vershynin [38, p. 109]. Let \mathbf{A} be a N -dimensional random vector with a density dominated by the Lebesgue measure on the Borel sets of \mathbb{R}^N of the form

$$f_{\mathbf{A}}(\mathbf{a}) = \exp(-U(\mathbf{a})),$$

where $U : \mathbb{R}^N \mapsto \mathbb{R}$ is a twice differentiable function with respect to \mathbf{a} for all $\mathbf{a} \in \mathbb{R}^N$. Assume that there exists $\lambda > 0$ such that the smallest eigenvalue of $\nabla_{\mathbf{a}}^2 U(\mathbf{a})$ is bounded below by λ for all $\mathbf{a} \in \mathbb{R}^N$. Then, for any Lipschitz function $g : \mathbb{R}^N \mapsto \mathbb{R}$ and any $t > 0$,

$$\mathbb{P}_{\mathbf{A}}(|g(\mathbf{A}) - \mathbb{E}[g(\mathbf{A})]| > t) \leq 2 \exp \left(-\frac{v_1 \lambda t^2}{\|g\|_{Lip}^2} \right),$$

where $\|g\|_{Lip}$ is the Lipschitz constant of g and $v_1 > 0$ is a constant independent of N .

C.5. Statement and proof of Lemma 5.

Lemma 5. Assume that the conditional distributions of $Y_i \mid (\mathbf{Y}_{-i}, \mathbf{X}, \mathbf{Z}) = (\mathbf{y}_{-i}, \mathbf{x}, \mathbf{z})$ are Gaussian with means $\mathbb{E}[Y_i \mid (\mathbf{Y}_{-i}, \mathbf{X}, \mathbf{Z}) = (\mathbf{y}_{-i}, \mathbf{x}, \mathbf{z})]$ defined in Eq. (4) and variances $\kappa^2 \in (0, \infty)$, with scaling constants $c_{N,i}(\mathbf{z}) = c_N(\mathbf{z})$ ($i = 1, \dots, N$). If $(\mathbf{I}_N - \delta c_N(\mathbf{z}) \mathbf{z})$ is positive definite, then $\mathbf{Y} \mid (\mathbf{X}, \mathbf{Z}) = (\mathbf{x}, \mathbf{z})$ is multivariate Gaussian

- with mean vector $\boldsymbol{\mu}(\mathbf{x}, \mathbf{z}) := (\mathbf{I}_N - \delta c_N(\mathbf{z}) \mathbf{z})^{-1} \mathbf{D}(\mathbf{x}, \mathbf{z}) \boldsymbol{\Psi}$,
- and precision matrix $\boldsymbol{\Omega}(\mathbf{x}, \mathbf{z}) := (1/\kappa^2) (\mathbf{I}_N - \delta c_N(\mathbf{z}) \mathbf{z})$,

where $\boldsymbol{\Psi} := (\beta, \gamma)^\top \in \mathbb{R}^2$ and $\mathbf{D}(\mathbf{x}, \mathbf{z})$ is a $N \times 2$ matrix with i -th row

$$(\mathbf{D}(\mathbf{x}, \mathbf{z}))_{i,\cdot} := \left(x_i, \frac{\sum_{j=1}^N x_j z_{i,j}}{\sum_{j=1}^N z_{i,j}} \right), \quad i = 1, \dots, N.$$

If $|\delta| < 1$ and $c_N(\mathbf{Z}) \leq 1/\|\mathbf{Z}\|_2$ almost surely, then the multivariate Gaussian distribution of $\mathbf{Y} \mid (\mathbf{X}, \mathbf{Z}) = (\mathbf{x}, \mathbf{z})$ is non-singular.

Proof of Lemma 5. By assumption,

$$(C.38) \quad \mathbb{E}[Y_i \mid (\mathbf{Y}_{-i}, \mathbf{X}, \mathbf{Z}) = (\mathbf{y}_{-i}, \mathbf{x}, \mathbf{z})] = \beta x_i + \gamma \frac{\sum_j x_j z_{i,j}}{\sum_j z_{i,j}} + \delta c_N(\mathbf{z}) \sum_{j=1}^N y_j z_{i,j}.$$

Let $\mu_i(\mathbf{x}, \mathbf{z}) := \mathbb{E}[Y_i \mid (\mathbf{X}, \mathbf{Z}) = (\mathbf{x}, \mathbf{z})]$. Upon taking expectations on both sides above conditional on $(\mathbf{X}, \mathbf{Z}) = (\mathbf{x}, \mathbf{z})$, we obtain

$$(C.39) \quad \mu_i(\mathbf{x}, \mathbf{z}) = \beta x_i + \gamma \frac{\sum_j x_j z_{i,j}}{\sum_j z_{i,j}} + \delta c_N(\mathbf{z}) \sum_{j=1}^N \mu_j(\mathbf{x}, \mathbf{z}) z_{i,j}.$$

Subtracting (C.39) from (C.38), we obtain

$$(C.40) \quad \mathbb{E}[Y_i \mid (\mathbf{Y}_{-i}, \mathbf{X}, \mathbf{Z}) = (\mathbf{y}_{-i}, \mathbf{x}, \mathbf{z})] = \mu_i(\mathbf{x}, \mathbf{z}) + \delta c_N(\mathbf{z}) \sum_{j=1}^N (y_j - \mu_j(\mathbf{x}, \mathbf{z})) z_{i,j}.$$

We have also assumed that

$$(C.41) \quad \text{Var}[Y_i \mid (\mathbf{Y}_{-i}, \mathbf{X}, \mathbf{Z}) = (\mathbf{y}_{-i}, \mathbf{x}, \mathbf{z})] = \kappa^2.$$

Upon invoking Theorem 2.6 of [30], we can conclude from (C.40) and (C.41) that if $(\mathbf{I}_N - \delta c_N(\mathbf{z}) \mathbf{z})$ is positive definite, then $\mathbf{Y} \mid (\mathbf{X}, \mathbf{Z}) = (\mathbf{x}, \mathbf{z})$ is multivariate Gaussian with mean vector $\boldsymbol{\mu}(\mathbf{x}, \mathbf{z})$ and precision matrix

$$(C.42) \quad \boldsymbol{\Omega}(\mathbf{x}, \mathbf{z}) := \frac{1}{\kappa^2} (\mathbf{I}_N - \delta c_N(\mathbf{z}) \mathbf{z}).$$

To obtain the expression for $\boldsymbol{\mu}(\mathbf{x}, \mathbf{z})$, note that (C.39) can be written in matrix form as

$$(C.43) \quad \boldsymbol{\mu}(\mathbf{x}, \mathbf{z}) = \mathbf{D}(\mathbf{x}, \mathbf{z}) \boldsymbol{\Psi} + \delta c_N(\mathbf{z}) \mathbf{z} \boldsymbol{\mu}(\mathbf{x}, \mathbf{z}),$$

where $\boldsymbol{\Psi} := (\beta, \gamma) \in \mathbb{R}^2$ and $\mathbf{D}(\mathbf{x}, \mathbf{z})$ is a $N \times 2$ matrix with i -th row

$$(\mathbf{D}(\mathbf{x}, \mathbf{z}))_{i,\cdot} := \left(x_i, \frac{\sum_j x_j z_{i,j}}{\sum_j z_{i,j}} \right), \quad i = 1, \dots, N.$$

If $|\delta| < 1$ and $c_N(\mathbf{z}) \|\mathbf{z}\|_2 \leq 1$, then $(\mathbf{I}_N - \delta c_N(\mathbf{z}) \mathbf{z})$ is positive definite, and we have

$$(C.44) \quad \boldsymbol{\mu}(\mathbf{x}, \mathbf{z}) := (\mathbf{I}_N - \delta c_N(\mathbf{z}) \mathbf{z})^{-1} \mathbf{D}(\mathbf{x}, \mathbf{z}) \boldsymbol{\Psi}.$$

C.6. Statement and proof of Lemma 6.

Lemma 6. Suppose that the conditional distribution of $\mathbf{Y} \mid (\mathbf{X}, \mathbf{Z})$ is generated by a Gaussian Markov random field with parameters $\boldsymbol{\theta}^* := (\beta^*, \gamma^*, \delta^*) \in \boldsymbol{\Theta}$ and $\kappa^{*2} \in (0, \infty)$. Then, for all $t > 0$,

$$\begin{aligned} & \mathbb{P}_{\mathbf{y} \mid \mathbf{x}, \mathbf{z}} (\|\mathbf{T}(\mathbf{Y}) - \mathbb{E}_{\mathbf{y} \mid \mathbf{x}, \mathbf{z}}[\mathbf{T}(\mathbf{Y})]\|_2 \geq t) \\ & \leq 8 \exp \left(- \min \left\{ \frac{B_1(\boldsymbol{\theta}^*, \kappa^{*2}) t^2}{N}, B_2(\boldsymbol{\theta}^*, \kappa^{*2}) t \right\} \right), \end{aligned}$$

where $B_1(\boldsymbol{\theta}^*, \kappa^{*2}), B_2(\boldsymbol{\theta}^*, \kappa^{*2}) > 0$ are constants that depend on $(\boldsymbol{\theta}^*, \kappa^{*2})$.

Proof of Lemma 6. Recall that

$$(C.45) \quad T(\mathbf{Y}) := (\mathbf{Y}^\top \mathbf{D}(\mathbf{X}, \mathbf{Z}), c_N(\mathbf{Z}) \mathbf{Y}^\top \mathbf{Z} \mathbf{Y} / 2, -\mathbf{Y}^\top \mathbf{Y} / 2)^\top.$$

The first two elements of $T(\mathbf{Y})$, $\mathbf{D}(\mathbf{X}, \mathbf{Z})^\top \mathbf{Y}$, are linear in \mathbf{Y} . Therefore, $\mathbf{D}(\mathbf{X}, \mathbf{Z})^\top \mathbf{Y}$ is elementwise Lipschitz as a function of \mathbf{Y} , with Lipschitz coefficients bounded above by

$$\max_{1 \leq k \leq 2} \|\mathbf{D}_{\cdot, k}(\mathbf{X}, \mathbf{Z})\|_2 \leq \sqrt{N},$$

because all elements of $\mathbf{D}(\mathbf{X}, \mathbf{Z})$ are between 0 and 1. We invoke Lemma 4 to show that $\mathbf{D}_{\cdot, k}(\mathbf{X}, \mathbf{Z})^\top \mathbf{Y}$ concentrates around its expectation. Recall from (B.2) that the joint density of $\mathbf{Y} \mid (\mathbf{X}, \mathbf{Z})$ is

$$f_{\mathbf{y}|\mathbf{x}, \mathbf{z}}(\mathbf{y} \mid \mathbf{x}, \mathbf{z}) = \psi(\boldsymbol{\theta}) \exp \left(-\frac{1}{2\kappa^{*2}} \mathbf{y}^\top \mathbf{y} + \frac{c_N(\mathbf{z}) \delta^*}{2\kappa^{*2}} \mathbf{y}^\top \mathbf{z} \mathbf{y} + \frac{\boldsymbol{\Psi}^{*\top}}{\kappa^{*2}} \mathbf{D}(\mathbf{x}, \mathbf{z})^\top \mathbf{y} \right).$$

If we write $f_{\mathbf{y}|\mathbf{x}, \mathbf{z}}(\mathbf{y} \mid \mathbf{x}, \mathbf{z}) = \exp(-U(\mathbf{y}, \mathbf{x}, \mathbf{z}))$, then

$$\nabla_{\mathbf{y}}^2 U(\mathbf{y}, \mathbf{x}, \mathbf{z}) = \frac{1}{\kappa^{*2}} (\mathbf{I}_N - \delta^* c_N(\mathbf{z}) \mathbf{z}).$$

Since $c_N(\mathbf{Z}) \|\mathbf{Z}\|_2 \leq 1$ and $|\delta^*| < 1$, the smallest eigenvalue of $\nabla_{\mathbf{y}}^2 U(\mathbf{y}, \mathbf{x}, \mathbf{z})$ is at least $(1 - |\delta^*|)/\kappa^{*2}$. So, for any $t > 0$,

$$(C.46) \quad \begin{aligned} & \mathbb{P}_{\mathbf{y}|\mathbf{x}, \mathbf{z}}(|\mathbf{D}_{\cdot, k}(\mathbf{X}, \mathbf{Z})^\top \mathbf{Y} - \mathbb{E}_{\mathbf{y}|\mathbf{x}, \mathbf{z}}[\mathbf{D}_{\cdot, k}(\mathbf{X}, \mathbf{Z})^\top \mathbf{Y}]| > t) \\ & \leq 2 \exp \left(-\frac{v_1 (1 - |\delta^*|) t^2}{N \kappa^{*2}} \right), \end{aligned}$$

where $k = 1, 2$, and $v_1 > 0$ is a constant, independent of N .

The third and fourth elements of $T(\mathbf{Y})$, $c_N(\mathbf{Z}) \mathbf{Y}^\top \mathbf{Z} \mathbf{Y} / 2$ and $(-\mathbf{Y}^\top \mathbf{Y}) / 2$, are quadratic in \mathbf{Y} , and are not Lipschitz-continuous. Let $\boldsymbol{\mu}^*(\mathbf{X}, \mathbf{Z})$ and $\boldsymbol{\Sigma}^*(\mathbf{X}, \mathbf{Z})$ be the conditional mean and the conditional covariance matrix of $\mathbf{Y} \mid (\mathbf{X}, \mathbf{Z})$ respectively. We can express $c_N(\mathbf{Z}) \mathbf{Y}^\top \mathbf{Z} \mathbf{Y} / 2$ and $-\mathbf{Y}^\top \mathbf{Y} / 2$ as a function of independent normal variables by considering the following transformation:

$$\mathbf{R} := \boldsymbol{\Sigma}^*(\mathbf{X}, \mathbf{Z})^{-\frac{1}{2}} (\mathbf{Y} - \boldsymbol{\mu}^*(\mathbf{X}, \mathbf{Z})).$$

Conditional on (\mathbf{X}, \mathbf{Z}) , \mathbf{R} follows multivariate Gaussian with mean $\mathbf{0}$ and covariance matrix \mathbf{I}_N . Also note that, $\boldsymbol{\Omega}^*(\mathbf{X}, \mathbf{Z})^{\frac{1}{2}} = \boldsymbol{\Sigma}^*(\mathbf{X}, \mathbf{Z})^{-\frac{1}{2}}$. We derive

$$\begin{aligned} \frac{c_N(\mathbf{Z})}{2} \mathbf{Y}^\top \mathbf{Z} \mathbf{Y} &= \frac{c_N(\mathbf{Z})}{2} (\mathbf{Y} - \boldsymbol{\mu}^*(\mathbf{X}, \mathbf{Z}))^\top \mathbf{Z} (\mathbf{Y} - \boldsymbol{\mu}^*(\mathbf{X}, \mathbf{Z})) \\ &+ c_N(\mathbf{Z}) \boldsymbol{\mu}^*(\mathbf{X}, \mathbf{Z})^\top \mathbf{Z} \mathbf{Y} - \frac{c_N(\mathbf{Z})}{2} \boldsymbol{\mu}^*(\mathbf{X}, \mathbf{Z})^\top \mathbf{Z} \boldsymbol{\mu}^*(\mathbf{X}, \mathbf{Z}) \\ &= \frac{c_N(\mathbf{Z})}{2} \mathbf{R}^\top \boldsymbol{\Omega}^*(\mathbf{X}, \mathbf{Z})^{-\frac{1}{2}} \mathbf{Z} \boldsymbol{\Omega}^*(\mathbf{X}, \mathbf{Z})^{-\frac{1}{2}} \mathbf{R} \\ &+ c_N(\mathbf{Z}) \boldsymbol{\mu}^*(\mathbf{X}, \mathbf{Z})^\top \mathbf{Y} - \frac{c_N(\mathbf{Z})}{2} \boldsymbol{\mu}^*(\mathbf{X}, \mathbf{Z})^\top \mathbf{Z} \boldsymbol{\mu}^*(\mathbf{X}, \mathbf{Z}). \\ -\frac{1}{2} \mathbf{Y}^\top \mathbf{Y} &= -\frac{1}{2} (\mathbf{Y} - \boldsymbol{\mu}^*(\mathbf{X}, \mathbf{Z}))^\top (\mathbf{Y} - \boldsymbol{\mu}^*(\mathbf{X}, \mathbf{Z})) - \boldsymbol{\mu}^*(\mathbf{X}, \mathbf{Z})^\top \mathbf{Y} \\ &+ \frac{1}{2} \boldsymbol{\mu}^*(\mathbf{X}, \mathbf{Z})^\top \boldsymbol{\mu}^*(\mathbf{X}, \mathbf{Z}) \end{aligned}$$

$$\begin{aligned}
&= -\frac{1}{2} \mathbf{R}^\top \boldsymbol{\Omega}^*(\mathbf{X}, \mathbf{Z})^{-1} \mathbf{R} - \boldsymbol{\mu}^*(\mathbf{X}, \mathbf{Z})^\top \mathbf{Y} \\
&+ \frac{1}{2} \boldsymbol{\mu}^*(\mathbf{X}, \mathbf{Z})^\top \boldsymbol{\mu}^*(\mathbf{X}, \mathbf{Z}).
\end{aligned}$$

The first term in both the expansions above are quadratic in \mathbf{R} . Note that $\mathbf{R} := (R_1, \dots, R_N)$ is a random vector of independent components R_i such that $\mathbb{E}_{\mathbf{y}|\mathbf{x}, \mathbf{z}}[R_i | \mathbf{X}, \mathbf{Z}] = 0$ and its Subgaussian norm is 1. Hence, we can apply the Hanson-Wright inequality [29, Theorem 1.1] to obtain that, for any matrix \mathbf{A} and any scalar $t > 0$,

$$\begin{aligned}
&\mathbb{P}_{\mathbf{y}|\mathbf{x}, \mathbf{z}} \left(|\mathbf{R}^\top \mathbf{A} \mathbf{R} - \mathbb{E}_{\mathbf{y}|\mathbf{x}, \mathbf{z}}[\mathbf{R}^\top \mathbf{A} \mathbf{R}]| > \frac{t}{2} \right) \\
&\leq 2 \exp \left(-v_2 \min \left\{ \frac{t^2}{4 \|\mathbf{A}\|_F^2}, \frac{t}{2 \|\mathbf{A}\|_2} \right\} \right),
\end{aligned} \tag{C.47}$$

where $v_2 > 0$ is a constant, independent of N .

To derive concentration bound for $c_N(\mathbf{Z}) \mathbf{Y}^\top \mathbf{Z} \mathbf{Y} / 2$, choose

$$\mathbf{A} := \frac{c_N(\mathbf{Z})}{2} \boldsymbol{\Omega}^*(\mathbf{X}, \mathbf{Z})^{-\frac{1}{2}} \mathbf{Z} \boldsymbol{\Omega}^*(\mathbf{X}, \mathbf{Z})^{-\frac{1}{2}},$$

which results in

$$\begin{aligned}
\|\mathbf{A}\|_F &\leq \sqrt{N} \|\mathbf{A}\|_2 = \frac{c_N(\mathbf{Z}) \sqrt{N}}{2} \|\boldsymbol{\Omega}^*(\mathbf{X}, \mathbf{Z})^{-\frac{1}{2}} \mathbf{Z} \boldsymbol{\Omega}^*(\mathbf{X}, \mathbf{Z})^{-\frac{1}{2}}\|_2 \\
&\leq \frac{c_N(\mathbf{Z}) \sqrt{N}}{2} \|\mathbf{Z}\|_2 \|\boldsymbol{\Omega}^*(\mathbf{X}, \mathbf{Z})^{-\frac{1}{2}}\|_2^2 \leq \frac{\sqrt{N} \kappa^{*2}}{2(1 - |\delta^*|)},
\end{aligned}$$

using the fact that $\|\boldsymbol{\Omega}^*(\mathbf{X}, \mathbf{Z})^{-1}\|_2 \leq \kappa^{*2} / (1 - |\delta^*|)$ because $c_N(\mathbf{Z}) \|\mathbf{Z}\|_2 \leq 1$ and $|\delta^*| < 1$. Then, (C.47) implies that

$$\begin{aligned}
&\mathbb{P}_{\mathbf{y}|\mathbf{x}, \mathbf{z}} \left(|\mathbf{R}^\top \mathbf{A} \mathbf{R} - \mathbb{E}_{\mathbf{y}|\mathbf{x}, \mathbf{z}}[\mathbf{R}^\top \mathbf{A} \mathbf{R}]| > \frac{t}{2} \right) \\
&\leq 2 \exp \left(-v_2 \min \left\{ \frac{(1 - |\delta^*|)^2 t^2}{N \kappa^{*4}}, \frac{(1 - |\delta^*|) t}{\kappa^{*2}} \right\} \right).
\end{aligned} \tag{C.48}$$

The second term in the expansion of $c_N(\mathbf{Z}) \mathbf{Y}^\top \mathbf{Z} \mathbf{Y} / 2$ is linear in \mathbf{Y} , and its Lipschitz coefficient is bounded above by

$$\begin{aligned}
&c_N(\mathbf{Z}) \|\boldsymbol{\mu}^*(\mathbf{X}, \mathbf{Z})^\top \mathbf{Z}\|_2 \\
&= c_N(\mathbf{Z}) \|\boldsymbol{\Psi}^{*\top} \mathbf{D}(\mathbf{X}, \mathbf{Z})^\top (\mathbf{I}_N - \delta^* c_N(\mathbf{Z}) \mathbf{Z})^{-1} \mathbf{Z}\|_2 \\
&\leq c_N(\mathbf{Z}) \|\boldsymbol{\Psi}^*\|_2 \|\mathbf{D}(\mathbf{X}, \mathbf{Z})\|_2 \|(\mathbf{I}_N - c_N(\mathbf{Z}) \delta^* \mathbf{Z})^{-1}\|_2 \|\mathbf{Z}\|_2 \\
&\leq \frac{\sqrt{2N} \|\boldsymbol{\Psi}^*\|_2}{1 - |\delta^*|},
\end{aligned} \tag{C.49}$$

since $\|(\mathbf{I}_N - c_N(\mathbf{Z}) \delta^* \mathbf{Z})^{-1}\|_2 \leq 1 / (1 - |\delta^*|)$ and $\|\mathbf{D}(\mathbf{X}, \mathbf{Z})\|_2 \leq \sqrt{2N}$. We apply Lemma 4 to obtain

$$\begin{aligned}
&\mathbb{P}_{\mathbf{y}|\mathbf{x}, \mathbf{z}} \left(c_N(\mathbf{Z}) |\boldsymbol{\mu}^*(\mathbf{X}, \mathbf{Z})^\top \mathbf{Z} \mathbf{Y} - \mathbb{E}_{\mathbf{y}|\mathbf{x}, \mathbf{z}}[\boldsymbol{\mu}^*(\mathbf{X}, \mathbf{Z})^\top \mathbf{Z} \mathbf{Y}]| > \frac{t}{2} \right) \\
&\leq 2 \exp \left(-\frac{v_1 (1 - |\delta^*|)^3 t^2}{8 N \|\boldsymbol{\Psi}^*\|_2^2 \kappa^{*2}} \right).
\end{aligned} \tag{C.50}$$

Finally, the third term in the expansion of $c_N(\mathbf{Z}) \mathbf{Y}^\top \mathbf{Z} \mathbf{Y} / 2$ is constant with respect to \mathbf{Y} . Therefore, collecting terms

$$\begin{aligned}
 & \mathbb{P}_{\mathbf{y}|\mathbf{x},\mathbf{z}} \left(\left| \frac{c_N(\mathbf{Z})}{2} | \mathbf{Y}^\top \mathbf{Z} \mathbf{Y} - \mathbb{E}_{\mathbf{y}|\mathbf{x},\mathbf{z}}[\mathbf{Y}^\top \mathbf{Z} \mathbf{Y}] | > t \right) \\
 (C.51) \quad & \leq 2 \exp \left(-v_2 \min \left\{ \frac{(1-|\delta^*|)^2 t^2}{N \kappa^{*4}}, \frac{(1-|\delta^*|) t}{\kappa^{*2}} \right\} \right) \\
 & + 2 \exp \left(-\frac{v_1 (1-|\delta^*|)^3 t^2}{8 N \|\Psi^*\|_2^2 \kappa^{*2}} \right).
 \end{aligned}$$

We take a similar approach to derive concentration bound for $(-\mathbf{Y}^\top \mathbf{Y})/2$. Choosing

$$\mathbf{A} := \frac{1}{2} \boldsymbol{\Omega}^*(\mathbf{X}, \mathbf{Z})^{-1},$$

results in

$$\|\mathbf{A}\|_F \leq \sqrt{N} \|\mathbf{A}\|_2 = \frac{\sqrt{N}}{2} \|\boldsymbol{\Omega}^*(\mathbf{X}, \mathbf{Z})^{-1}\|_2 \leq \frac{\sqrt{N} \kappa^{*2}}{2(1-|\delta^*|)}.$$

Plugging this into (C.47), we obtain

$$\begin{aligned}
 & \mathbb{P}_{\mathbf{y}|\mathbf{x},\mathbf{z}} \left(| \mathbf{R}^\top \mathbf{A} \mathbf{R} - \mathbb{E}_{\mathbf{y}|\mathbf{x},\mathbf{z}}[\mathbf{R}^\top \mathbf{A} \mathbf{R}] | > \frac{t}{2} \right) \\
 (C.52) \quad & \leq 2 \exp \left(-v_2 \min \left\{ \frac{(1-|\delta^*|)^2 t^2}{N \kappa^{*4}}, \frac{(1-|\delta^*|) t}{\kappa^{*2}} \right\} \right).
 \end{aligned}$$

The second term in the expansion of $-\mathbf{Y}^\top \mathbf{Y} / 2$ is likewise linear in \mathbf{Y} , and its Lipschitz coefficient is bounded above by

$$\|\boldsymbol{\mu}^*(\mathbf{X}, \mathbf{Z})^\top\|_2 \leq \frac{\sqrt{2N} \|\Psi^*\|_2}{\kappa^{*2} (1-|\delta^*|)},$$

following the steps as in (C.49). Again, applying Lemma 4, we obtain

$$\begin{aligned}
 & \mathbb{P}_{\mathbf{y}|\mathbf{x},\mathbf{z}} \left(| \boldsymbol{\mu}^*(\mathbf{X}, \mathbf{Z})^\top \mathbf{Y} - \mathbb{E}_{\mathbf{y}|\mathbf{x},\mathbf{z}}[\boldsymbol{\mu}^*(\mathbf{X}, \mathbf{Z})^\top \mathbf{Y}] | > \frac{t}{2} \right) \\
 (C.53) \quad & \leq 2 \exp \left(-\frac{v_1 (1-|\delta^*|)^3 t^2}{8 N \|\Psi^*\|_2^2 \kappa^{*2}} \right).
 \end{aligned}$$

The third term in the expansion of $-\mathbf{Y}^\top \mathbf{Y} / 2$ is constant with respect to \mathbf{Y} . Therefore, collecting terms

$$\begin{aligned}
 & \mathbb{P}_{\mathbf{y}|\mathbf{x},\mathbf{z}} \left(\left| \frac{1}{2} | \mathbf{Y}^\top \mathbf{Y} - \mathbb{E}_{\mathbf{y}|\mathbf{x},\mathbf{z}}[\mathbf{Y}^\top \mathbf{Y}] | > t \right) \\
 (C.54) \quad & \leq 2 \exp \left(-v_2 \min \left\{ \frac{(1-|\delta^*|)^2 t^2}{N \kappa^{*4}}, \frac{(1-|\delta^*|) t}{\kappa^{*2}} \right\} \right) \\
 & + 2 \exp \left(-\frac{v_1 (1-|\delta^*|)^3 t^2}{8 N \|\Psi^*\|_2^2 \kappa^{*2}} \right).
 \end{aligned}$$

From (C.46), (C.51) and (C.54), we conclude that

$$\begin{aligned} & \mathbb{P}_{\mathbf{y}|\mathbf{x},\mathbf{z}} \left(\|\mathbf{T}(\mathbf{Y}) - \mathbb{E}_{\mathbf{y}|\mathbf{x},\mathbf{z}}[\mathbf{T}(\mathbf{Y})]\|_2 \geq t \right) \\ & \leq 8 \exp \left(- \min \left\{ \frac{B_1(\boldsymbol{\theta}^*, \kappa^{*2}) t^2}{N}, B_2(\boldsymbol{\theta}^*, \kappa^{*2}) t \right\} \right), \end{aligned}$$

where $B_1(\boldsymbol{\theta}^*, \kappa^{*2})$, $B_2(\boldsymbol{\theta}^*, \kappa^{*2})$ are constants that depend on $(\boldsymbol{\theta}^*, \kappa^{*2})$.

D. Computing. We maximize the approximate likelihood $\tilde{\ell}(\boldsymbol{\theta}, \kappa^2)$ stated in Section 6 by iterating three steps:

- **Step 1:** Given $\boldsymbol{\Psi}_{(t)}$ and $\kappa_{(t)}^2$, update δ subject to the constraint that $\delta \in (-1, +1)$:

$$\delta_{(t+1)} = 1 - \frac{\frac{1}{2\kappa_{(t)}^2} \frac{(\boldsymbol{\Psi}_{(t)}^\top \mathbf{D}(\mathbf{x}, \mathbf{z})^\top \mathbf{T})^2}{\mathbf{T}^\top \mathbf{T}}}{\sqrt{\frac{1}{4} + \frac{c_N(\mathbf{z})}{\kappa_{(t)}^4} \frac{(\boldsymbol{\Psi}_{(t)}^\top \mathbf{D}(\mathbf{x}, \mathbf{z})^\top \mathbf{T})^2}{\mathbf{T}^\top \mathbf{T}} \mathbf{y}^\top \mathbf{z} \mathbf{y} - \frac{1}{2}}},$$

provided $\mathbf{y}^\top \mathbf{z} \mathbf{y} > 0$.

- **Step 2:** Given $\delta_{(t+1)}$, update $\boldsymbol{\Psi}$ by

$$\boldsymbol{\Psi}_{(t+1)} = \left(\mathbf{D}(\mathbf{x}, \mathbf{z})^\top \left(\mathbf{I}_N + \frac{\delta_{(t+1)} \mathbf{T} \mathbf{T}^\top}{(1 - \delta_{(t+1)}) \mathbf{T}^\top \mathbf{T}} \right) \mathbf{D}(\mathbf{x}, \mathbf{z}) \right)^{-1} \mathbf{D}(\mathbf{x}, \mathbf{z})^\top \mathbf{y}.$$

- **Step 3:** Given $\boldsymbol{\Psi}_{(t+1)}$ and $\delta_{(t+1)}$, update κ^2 by

$$\begin{aligned} \kappa_{(t+1)}^2 = \frac{1}{N} \left(\|\mathbf{y} - \mathbf{D}(\mathbf{x}, \mathbf{z}) \boldsymbol{\Psi}_{(t+1)}\|_2^2 + \frac{\delta_{(t+1)} (\boldsymbol{\Psi}_{(t+1)}^\top \mathbf{D}(\mathbf{x}, \mathbf{z})^\top \mathbf{T})^2}{(1 - \delta_{(t+1)}) \mathbf{T}^\top \mathbf{T}} \right. \\ \left. - c_N(\mathbf{z}) \delta_{(t+1)} \mathbf{y}^\top \mathbf{z} \mathbf{y} \right). \end{aligned}$$

In Step 1, the denominator of the ratio on the right-hand side can vanish when $\mathbf{y}^\top \mathbf{z} \mathbf{y}$ is too small, in which case a solution for δ may not exist. It can be shown that the event that $\mathbf{Y}^\top \mathbf{Z} \mathbf{Y}$ is too small is a rare event (i.e., it occurs with a low probability). In the rare event that $\mathbf{Y}^\top \mathbf{Z} \mathbf{Y}$ is too small, one can use maximum likelihood estimators instead of approximate maximum likelihood estimators.

E. Tables.

TABLE 1
Simulation results in scenario A: treatment spillover, without outcome spillover.

N	ρ_N	$\tau_D(\theta^*)$	$\tau_D(\hat{\theta}) \pm \text{S.D.}$	$\hat{\tau}_D^{\text{HAJ}} \pm \text{S.D.}$	$\tau_I(\theta^*)$	$\tau_I(\hat{\theta}) \pm \text{S.D.}$	$\hat{\tau}_I^{\text{PC}} \pm \text{S.D.}$
500	1	1	0.99 ± 0.09	0.99 ± 0.10	1	1.00 ± 0.14	0.71 ± 0.64
1000	1	1	1.00 ± 0.06	1.00 ± 0.06	1	0.99 ± 0.10	0.69 ± 0.65
2000	1	1	1.00 ± 0.04	1.00 ± 0.04	1	1.00 ± 0.07	0.74 ± 0.66
500	$N^{-\frac{2}{5}}$	1	0.95 ± 0.08	0.99 ± 0.10	1	1.10 ± 0.12	0.77 ± 0.23
1000	$N^{-\frac{2}{5}}$	1	0.97 ± 0.06	1.00 ± 0.07	1	1.06 ± 0.08	0.84 ± 0.19
2000	$N^{-\frac{2}{5}}$	1	0.98 ± 0.04	1.00 ± 0.05	1	1.05 ± 0.06	0.89 ± 0.16

TABLE 2
Simulation results in scenario B: outcome spillover, without treatment spillover.

N	ρ_N	$\tau_D(\theta^*)$	$\tau_D(\hat{\theta}) \pm \text{S.D.}$	$\hat{\tau}_D^{\text{HAJ}} \pm \text{S.D.}$	$\tau_I(\theta^*)$	$\tau_I(\hat{\theta}) \pm \text{S.D.}$	$\hat{\tau}_I^{\text{PC}} \pm \text{S.D.}$
500	1	1	0.99 ± 0.09	1.00 ± 0.10	0.625	0.63 ± 0.16	0.09 ± 0.62
1000	1	1	1.00 ± 0.06	1.00 ± 0.06	0.625	0.62 ± 0.11	0.07 ± 0.62
2000	1	1	1.00 ± 0.04	1.00 ± 0.05	0.625	0.63 ± 0.08	0.11 ± 0.64
500	$N^{-\frac{2}{5}}$	1	0.97 ± 0.08	1.02 ± 0.10	0.625	0.57 ± 0.14	0.24 ± 0.22
1000	$N^{-\frac{2}{5}}$	1	0.98 ± 0.06	1.02 ± 0.06	0.625	0.59 ± 0.10	0.26 ± 0.18
2000	$N^{-\frac{2}{5}}$	1	0.98 ± 0.04	1.01 ± 0.05	0.625	0.62 ± 0.07	0.28 ± 0.16

TABLE 3
Simulation results in scenario C: both treatment and outcome spillover.

N	ρ_N	$\tau_D(\theta^*)$	$\tau_D(\hat{\theta}) \pm \text{S.D.}$	$\hat{\tau}_D^{\text{HAJ}} \pm \text{S.D.}$	$\tau_I(\theta^*)$	$\tau_I(\hat{\theta}) \pm \text{S.D.}$	$\hat{\tau}_I^{\text{PC}} \pm \text{S.D.}$
500	1	1	1.00 ± 0.09	1.00 ± 0.10	2.25	2.23 ± 0.16	0.95 ± 0.64
1000	1	1	1.00 ± 0.06	1.00 ± 0.07	2.25	2.24 ± 0.11	0.94 ± 0.65
2000	1	1	1.00 ± 0.04	1.00 ± 0.05	2.25	2.26 ± 0.08	0.99 ± 0.66
500	$N^{-\frac{2}{5}}$	1	1.02 ± 0.08	1.08 ± 0.11	2.25	2.02 ± 0.15	1.06 ± 0.28
1000	$N^{-\frac{2}{5}}$	1	1.02 ± 0.06	1.07 ± 0.07	2.25	2.08 ± 0.10	1.15 ± 0.22
2000	$N^{-\frac{2}{5}}$	1	1.01 ± 0.04	1.04 ± 0.05	2.25	2.16 ± 0.07	1.21 ± 0.18