

GRIT: Graph-based Recall Improvement for Task-oriented E-commerce Queries

Hrishikesh Kulkarni
Information Retrieval Lab,
Georgetown University
Washington, DC, USA
first@ir.cs.georgetown.edu

Surya Kallumadi
coursera.org
Atlanta, Georgia, USA
first@ksu.edu

Sean MacAvaney
University of Glasgow
Glasgow, United Kingdom
first.last@glasgow.ac.uk

Nazli Goharian
Information Retrieval Lab,
Georgetown University
Washington, DC, USA
first@ir.cs.georgetown.edu

Ophir Frieder
Information Retrieval Lab,
Georgetown University
Washington, DC, USA
first@ir.cs.georgetown.edu

Abstract

Many e-commerce search pipelines have four stages, namely: retrieval, filtering, ranking, and personalized-reranking. The retrieval stage must be efficient and yield high recall because relevant products missed in the first stage cannot be considered in later stages. This is challenging for task-oriented queries (queries with actionable intent) where user requirements are contextually intensive and difficult to understand. To foster research in the domain of e-commerce, we created a novel benchmark for Task-oriented Queries (TQE) by using LLM, which operates over the existing ESCI product search dataset. Furthermore, we propose a novel method ‘Graph-based Recall Improvement for Task-oriented queries’ (GRIT) to address the most crucial first-stage recall improvement needs. GRIT leads to robust and statistically significant improvements over state-of-the-art lexical, dense, and learned-sparse baselines. Our system supports both traditional and task-oriented e-commerce queries, yielding up to 6.3% recall improvement. In the indexing stage, GRIT first builds a product-product similarity graph using user clicks or manual annotation data. During retrieval, it locates neighbors with higher contextual and action relevance and prioritizes them over the less relevant candidates from the initial retrieval. This leads to a more comprehensive and relevant first-stage result set that improves overall system recall. Overall, GRIT leverages the locality relationships and contextual insights provided by the graph using neighboring nodes to enrich the first-stage retrieval results. We show that the method is not only robust across all introduced parameters, but also works effectively on top of a variety of first-stage retrieval methods.

CCS Concepts

• **Applied computing** → **Electronic commerce.**

Permission to make digital or hard copies of all or part of this work for personal or classroom use is granted without fee provided that copies are not made or distributed for profit or commercial advantage and that copies bear this notice and the full citation on the first page. Copyrights for components of this work owned by others than the author(s) must be honored. Abstracting with credit is permitted. To copy otherwise, or republish, to post on servers or to redistribute to lists, requires prior specific permission and/or a fee. Request permissions from permissions@acm.org.

WWW Companion '25, Sydney, NSW, Australia

© 2025 Copyright held by the owner/author(s). Publication rights licensed to ACM.
ACM ISBN 979-8-4007-1331-6/2025/04
<https://doi.org/10.1145/3701716.3717859>

Keywords

Task-oriented queries, Product similarity graph, E-commerce product search, LLM for data generation

ACM Reference Format:

Hrishikesh Kulkarni, Surya Kallumadi, Sean MacAvaney, Nazli Goharian, and Ophir Frieder. 2025. GRIT: Graph-based Recall Improvement for Task-oriented E-commerce Queries. In *Companion Proceedings of the ACM Web Conference 2025 (WWW Companion '25)*, April 28-May 2, 2025, Sydney, NSW, Australia. ACM, New York, NY, USA, 10 pages. <https://doi.org/10.1145/3701716.3717859>

1 Introduction

To manage efficiency-effectiveness trade-offs, Information Retrieval (IR) systems often employ a two-stage ranking pipeline: an inexpensive (but imprecise) first stage followed by a precise (but most costly) second stage reranker [20]. The first stage is often a lexical Bag-of-Words (BOW) model [29], a learned-sparse model [4], or a dense bi-encoder [11]. Meanwhile, the re-ranker is often a neural pre-trained cross-encoder that can refine the initial results [37]. Two-stage pipelines yield impressive results when used to solve standard IR problems; unfortunately, the e-commerce domain adds additional complications, namely the need for detailed understanding of specifics and the tacit applicability of potentially available products [31, 41, 42]. Hence, additional stages are introduced in e-commerce product search due to business-specific promotions and personalization [30, 43]. The product knowledge and product relationships are crucial in e-commerce product retrieval and hence knowledge about customer activity data plays a key role in the whole process [36]. Categorically, domain-specific vocabulary, the scale of available user-product interaction data, and efficiency requirements due to multistage pipeline differentiate e-commerce product search from general purpose search [30, 31].

Importantly, there are task-oriented queries (e.g., ‘Locate a replacement AC compressor for 2006 Honda Odyssey’, ‘Find a suitable Apple fast charger compatible with my devices’, etc.) where actionable intent is at the center of the query. The actionable intent focused on a particular task makes these queries contextually intensive. These queries are receiving increasing attention due to their specificity and action-centric nature [23, 24, 38]. IR suffers

when handling task-oriented queries in e-commerce due to their action orientation and domain-specific contextually intensive nature. Complicating matters, there is no standard benchmark or dataset for task-oriented queries for algorithm development and evaluation [40]. To address this issue, we present a Task-oriented Query set for e-commerce (TQE) benchmark on the widely used ESCI Product Search data [27] as an evaluation forum for IR approaches in e-commerce product search.

In e-commerce product search, the first stage (retrieval stage) is responsible for retrieving a set of relevant products from the product catalog using minimal computational resources. The later stages use sophisticated machine learning (ML) algorithms and filtering mechanisms to determine their exact positions in the ranking order [43]. Vast attention has focused on later stages of the pipeline, particularly on personalizing results and providing country/region-specific rankings to yield better results [17]. As subsequent stages are built on top of the first stage, missing relevant products in the first stage is prohibitive. We focus on that particular recall improvement by introducing GRIT, an approach which uses the unexplored locality and neighborhood knowledge derived from a product-product similarity graph. Figure 1 compares the performance of GRIT with the baselines across number of top search results considered.

Our contributions are threefold:

- We present a Task-oriented Query set for e-commerce (TQE) benchmark on the widely used ESCI Product Search data as an evaluation forum for IR approaches in e-commerce product search.
- We introduce GRIT which builds a product-product similarity graph using user-click/train-annotation data to identify neighbors with higher relevance.
- We present experiments that demonstrate that GRIT significantly improves recall for both task-oriented and traditional e-commerce queries.

2 Related Work

IR search systems aim to execute user-provided queries to retrieve documents that are relevant to them. The process is challenging when the information need expressed by the query is unclear or indirect [7, 9, 16, 33].

2.1 Lexical and Neural First-stage IR

To retrieve the most relevant information or candidates, traditional text-based information retrieval systems rely on matching terms between the query and the documents [3]. These methods use an inverted index, which leads to very high efficiency. They were further improved in terms of effectiveness by considering various term weighting schemes. This advancement led to a variety of TF-IDF models exemplified by BM25 [29]. These bag-of-words based approaches like BM25 gave impetus to early efforts focused on efficiency aspects of the retrieval problem. These research initiatives continued with multiple variations of BM25 to tackle different application specific challenges [29].

Neural models work on a semantic level, overcoming lexical overlap limitations of traditional methods. With improvement in

computational resources while maintaining low-latency requirements of the e-commerce domain, single-representation bi-encoder models have become an alternative for the first-stage retrieval. TAS-B [8], TCT-ColBERT-HNP [15], RetroMAE [35] and SimLM [32] are some of the state-of-the-art single-representation bi-encoder models. Learned-sparse models exemplified by SPLADE++ [4, 5] use regularization to learn sparse representations of documents and queries. This enables efficiency comparable to lexical methods using inverted index while maintaining high effectiveness of neural methods. Three types of methods (lexical, bi-encoder neural, and learned-sparse) are popularly used for first-stage retrieval in e-commerce.

2.2 IR for E-Commerce and Task-oriented Queries

E-commerce connects customers to different products and services. E-commerce product search deals with finding and ranking relevant products for user queries. The search for e-commerce products needs to be handled differently due to the prevalence of domain-specific vocabulary, seasonality, and the scale of the available user-product interaction data [31]. Information retrieval in e-commerce is more challenging due to the multiple heterogeneous sources of information, the wide spectrum of intent of users, and vocabulary gaps [28]. Hence, various kinds of signals, including clicks, and favorites, need to be integrated into the model to derive relevance [34]. Furthermore, e-commerce demands high efficiency due to multi-stage pipeline with additional business specific promotional initiative layers [30]. Prior research has shown that traditional retrieval systems generally outperform general purpose pretrained embedding models [2]. Attempts are reported where mismatched results were used for contextual retrieval improvements [21]. Furthermore, it is necessary to leverage procedural knowledge which is crucial for responding to task-oriented e-commerce queries [39].

Task-oriented queries or action driven queries enhance the e-commerce product search process [1] and are also important in the web search [12]. Hence, it is crucial to assess task-oriented queries [40]. Existing benchmarks in relevant NLP fields focus on task-oriented dialogue systems [25, 40]. The previous research though underlines some efforts to create task-oriented queries in a generalized setup - there is a need to have a specific task-oriented queries benchmark dataset focused on e-commerce.

2.3 Neighborhood-based Search

A variety of systems leverage a document-level nearest-neighbor structure, referred to as a *corpus graph*. For instance, HNSW [19] is the most popular Approximate Nearest Neighbor (ANN) search method, which traverses a multi-level graph to retrieve results for vector-based queries. In addition, methods such as GAR [18] and LADR [14] perform ANN search by leveraging a corpus graph and an inexpensive first stage to identify candidate documents. Unlike HNSW, GAR and LADR can approximate any relevance model, but are ultimately upper-bounded by the model's effectiveness. Meanwhile, methods such as LexBoost [13] focus on improving lexical retrieval with graph-based score formulations. In addition, weighted bipartite query-document graphs have been used to include user query characteristics in graph navigation [6].

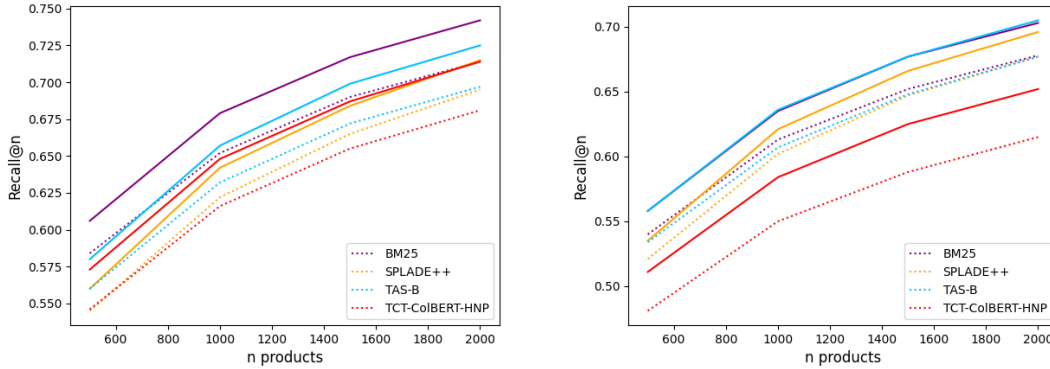


Figure 1: Comparison of our approach (GRIT) with baselines in terms of Recall at n results. Solid line: GRIT, Dotted line: baseline for respective baseline. The plots are on traditional ESCI queries and TQE benchmark (small) respectively. It is clearly evident that GRIT significantly improves Recall of initial retrieval across methods, n values and query types.

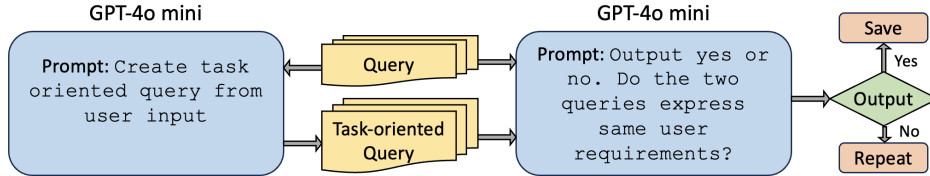


Figure 2: TQE: Task-oriented query generation

In contrast with these existing methods that use lexical or semantic signals to construct a corpus graph, we propose GRIT, which uses user click/train annotation data to build a product-product similarity graph. Furthermore, GRIT is not upper bounded by the recall of first-stage retrieval and works on all types of first-stage retrieval methods. In addition, it does not increase the candidate size, thus having no effect on the latency of consecutive stages.

3 Benchmark: TQE

We create and introduce the first Task-oriented Query set for e-commerce (TQE) benchmark consisting of 22472 English queries. This novel benchmark is based on the ESCI data for improving product search [27]. TQE differs from existing task-oriented benchmarks as it specifically focuses on e-commerce retrieval unlike TOQB [40] which focuses on dialog systems. We first identify English queries with US locale from the ESCI product search data. As shown in Figure 2, we then use GPT-4o mini [22] to generate equivalent task-oriented queries from the ESCI product search English query set. This is performed by prompting GPT-4o mini to create a task-oriented query from the input traditional query. We choose GPT-4o mini LLM as a result of its high effectiveness at relatively lower costs [22]. In addition, we have a validation layer where we validate the consistency of expressed user requirements in the traditional and generated task-oriented query. The generation process is repeated until the task-oriented query clears the validation. Validation is performed by prompting GPT-4o mini to output yes or no based on whether the generated task-oriented query and the original query

express the same user requirements. Both the query generation and validation prompts (see Fig. 2) are decided after manually trying out a wide range of alternatives. Action words like find, locate, add etc are present in the final query stressing on the task-oriented nature. As the user requirements in each ESCI product search query and the corresponding generated task-oriented query are the same, we can use gold labels (qrels) from the ESCI data to evaluate the results on the TQE benchmark.

The original ESCI product search data contains around 130 thousand unique queries and 2.6 million manually labeled (query, product) relevance judgments. The dataset is multilingual with queries in English, Spanish, and Japanese. We filter the queries and focus only on the English subset. The test set with US locale has a small query set with 8954 English queries and a large query set with 22472 English queries. We release both small and large task-oriented query sets to evaluate state-of-the-art approaches for e-commerce setting.

4 Method: GRIT

GRIT consists of two parts: building a product-product similarity graph at the index creation stage and graph-based retrieval as shown in Figure 3. As the graph construction is performed at the index creation stage and neighbors are determined before retrieval, this approach is highly scalable. Hence, the improvements shown by GRIT are at virtually no additional latency overhead.

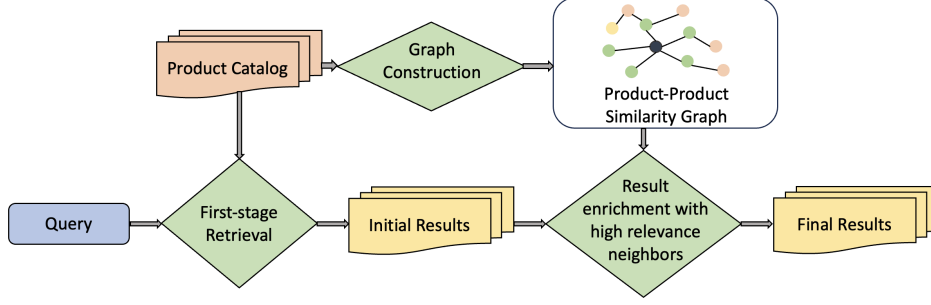


Figure 3: GRIT System Architecture

4.1 Graph building approach:

The train set of ESCI product search data [27] has products judged on four point scale namely:

- Exact (E): The product is exactly relevant to the query.
- Substitute (S): The product is somewhat relevant to the query.
- Complement (C): The product could be used in combination with a relevant product to the query.
- Irrelevant (I): The product is irrelevant to the query.

We use ‘Exact’, ‘Substitute’ and ‘Complement’ labeled products for each query in the training set to create a corpus graph. For each query in the training set, we iterate over every pair of products in the annotations (A) leading to 9 possible combinations shown in Table 1. This is based on the Cluster Hypothesis derivation that the products relevant to a query are similar to each other [10]. Considering every pair of products in this set to be neighbors, we calculate edge weight based on the weight matrix shown in Table 1 and the number of times this combination of products repeats in the train set query annotations.

The weight of an edge w_{pq} between products p and q can be determined using the weight matrix wm and labels (l) of p and q in the annotations. The final weight in the graph is the sum of the weights assigned over all (p, q) pair occurrences. Based on this, w_{pq} is formally defined in equation 1.

$$w_{pq} = \sum_{(p,q) \in A} wm[l_p, l_q] \quad (1)$$

The weight matrix values (Table 1) are chosen based on decreasing relevance of ‘Exact’ then ‘Substitute’ then ‘Complement’ labels. For e.g. E-E, E-S and E-C are 3, 2, 1 respectively. Further, we set C-C to 1 as if product1 and product2 complement the requirements of the query then it does not mean that they are exact neighbors of each other. For e.g. ‘running headband’ and ‘track pants’ products are both complementary to the query ‘running shoes’. ‘Running headband’ and ‘track pants’, though relevant to each other, are not exact neighbors, and hence the weight 1 is assigned. Based on similar intuition, other weights in the matrix are determined. This is similar to how reward values are determined in Reinforcement Learning. Though there are exceptions for the above logic (for e.g. Exact products for ambiguous queries might not be relevant to each other), the final weight value (w_{pq}) won’t be high as their co-occurrence is rare. Here, we note that the final edge weight between products p and q is w_{pq} which is a function of both the

	E	S	C
E	3	2	1
S	2	2	1
C	1	1	1

Table 1: Weight matrix wm for product-product pairs. Here E, S, C are from the four point scale from ESCI product search data viz. E is Exact, S is Substitute, C is Complement and I is Irrelevant. $wm[E, S]$ denotes the weight for the pair with annotations E and S.

weight matrix wm and the number of co-occurrences of p and q across the dataset. Here, we do not consider products labeled Irrelevant (I) as they do not provide any similarity insights with respect to other products.

4.2 Retrieval Approach

GRIT first retrieves n results per query with the given baseline. Here, n is the number of products expected to be in the first-stage retrieval output. We then use the top $t\%$ results from the initial retrieval as seed nodes in the graph. t is our seed size parameter. The higher quality of seeds leads to more relevant neighbors, making t an important parameter to analyze. We rank the neighbors based on their final weights, which are the sum of their respective weights for every occurrence. The weight of a neighbor q (w_q) is the sum of the weights of all the edges q have with the products in the result set R . Hence, w_q can be formally defined by equation 2.

$$w_q = \sum_{(p) \in R} w_{pq} \quad (2)$$

We use the new shortlisted neighbors equivalent to the bottom $b\%$ of the initial retrieval and replace the products of lower relevance. Here, b is our product replacement parameter. In order to ensure that more relevant neighbors replace less relevant lower ranked products, tuning the b parameter is crucial.

5 Experiment

In this work, we address the following research questions:

Table 2: Examples of from TQE benchmark with corresponding ESCI product search query.

Traditional ESCI Query	Generated Task-oriented Query
06 honda odyssey a/c compressor	Locate a replacement AC compressor for a 2006 Honda Odyssey
08 civic si fog lights without switch	Find a wiring diagram or installation guide for 2008 Civic Si fog lights that do not have switch
1 bushel laundry basket	Find a single bushel laundry basket for purchase online
100% success without college	Research strategies for achieving success without a college degree
10mls amber serum vials without flip caps	Find suppliers for 10ml amber serum vials that do not have flip caps
apple fast charger	Find a suitable Apple fast charger that is compatible with my devices

- RQ1:** Does user-click/train-annotation data based graph provide necessary quality insights regarding product-product similarity?
- RQ2:** Can LLMs simulate task-oriented queries effectively for e-commerce?
- RQ3:** How does the performance of retrieval methods compare using traditional ESCI queries and equivalent generated task-oriented queries?
- RQ4:** Does GRIT improve Recall of state-of-the-art first-stage retrieval methods for traditional and task-oriented e-commerce queries?
- RQ5:** How does a change in the seed size parameter t and product replacement parameter b affect the performance of GRIT?

For reproducibility, our code and task-oriented query set are available here.¹

5.1 Models and Parameters

GRIT uses user-click/train-annotation data to build the product-product similarity graph. With the ‘ESCI product search data’, we have a significant train query set with 68139 English queries with relevance judgements (E, S, C, I). We use product pairs with relevance judgements E, S, and C in a weighted fashion to determine neighbors and edge-weights for the product-product similarity graph. At industry level, these data could easily be replaced with in-session user-click data. Product-product similarity graph construction is a one-time process executed at indexing stage.

We try ‘seed size parameter t ’ at 0.01, 0.02, 0.03 and 0.04 for extensive evaluation. Here, t determines the percentage of the top results from the initial retrieval to be used as seeds in the graph. We also evaluate it across a wide range of ‘product replacement parameters b ’ including 0.1, 0.2, 0.3 and 0.4. Here, b determines the percentage of bottom results to be replaced with neighbors. We also evaluate GRIT across various types of first-stage retrieval baselines for traditional and task-oriented queries.

5.2 Baselines and Implementation

To present a comprehensive study, we evaluated GRIT on the state-of-the-art lexical method BM25, the neural methods TAS-B and TCT-ColBERT-HNP, and the learned sparse method SPLADE++. BM25 and SPLADE++ use an inverted index and hence are highly

efficient. This makes them a popular choice for first-stage retrieval in e-commerce. However, improved computational resources make the use of single representation biencoder methods such as TAS-B and TCT-ColBERT-HNP for first-stage retrieval possible, making them compelling baseline choices. In addition, seed nodes are chosen from the most relevant first-stage retrieval products to identify neighbors of greater relevance. These identified neighbors are used to replace products from the initial retrieval with lower relevance while maintaining the candidate size. Hence, comparisons with baselines are ideal. GRIT is implemented on the baselines listed above for a wide range of parameter values. Our focus is on evaluating the Recall at different candidate sizes.

6 Results and Analysis

We now discuss our results and how they address the RQs.

6.1 RQ1: Quality of user-click/train-annotation data based graph

RQ1 is designed to understand the importance of click-data in providing insights regarding product-product similarity. To verify it, the recall improvements are analyzed with and without GRIT. As evident in Table 3, 4 and 5, a higher number of relevant results are obtained after replacing the initial results of lower relevance with neighbors of products with higher relevance. This behavior is attributed to the clustering hypothesis, and we conclude that neighbors of a product in the graph are indeed similar to the product. As evident in Table 5, for large query set, TCT-ColBERT-HNP Recall@1000 results improve from 0.694 to 0.726 (traditional queries) while they improve from 0.622 to 0.659 on the TQE benchmark. Similar trends are observed across first-stage retrieval methods, datasets, and evaluation metrics, demonstrating the utility of the graph. Hence, product-product similarity graph built on the training set annotation data is of high quality.

6.2 RQ2: LLMs as task-oriented query generators

RQ2 is designed to verify the credibility of the approach of using LLM to generate task-oriented queries. The approach has some support from the literature, where LLMs are used to generate queries for zero-shot settings [26] and generalized task-oriented queries [40]. We generate task-oriented queries using GPT-4o mini [22] on the traditional ESCI product search query set. Along with LLM-based

¹<https://github.com/Georgetown-IR-Lab/TQE-GRIT>

Table 3: Recall Improvement on ESCI query set (small) by GRIT for different b values. In method with GRIT - method is the baseline initial retrieval. b is the product replacement parameter. † denotes statistical significance (paired t-test: $p < 0.05$). Bold denotes best performance. Statistically significant and robust improvements in Recall are evident across retrieval methods and product replacement parameter values. For example in TCT-Col.-HNP with GRIT and $b = 0.3$, the Recall@1000 performance of TCT-ColBERT-HNP improves from 0.616 to 0.648 leading to 5.2% improvement.

Method	b	R@500	R@1000	R@1500	R@2000
BM25	-	0.584	0.652	0.690	0.714
BM25 with GRIT	0.1	0.599 [†]	0.671 [†]	0.709 [†]	0.735 [†]
	0.2	0.605 [†]	0.677 [†]	0.716 [†]	0.741 [†]
	0.3	0.606[†]	0.679[†]	0.717[†]	0.742[†]
Improvement	-	3.8%	4.1%	3.9%	3.9%
SPLADE++	-	0.545	0.622	0.665	0.695
SPLADE++ with GRIT	0.1	0.556 [†]	0.636 [†]	0.679 [†]	0.710 [†]
	0.2	0.559 [†]	0.641 [†]	0.684 [†]	0.714 [†]
	0.3	0.560[†]	0.642[†]	0.684[†]	0.715[†]
Improvement	-	2.8%	3.2%	2.9%	2.9%
TAS-B	-	0.560	0.632	0.672	0.697
TAS-B with GRIT	0.1	0.574 [†]	0.650 [†]	0.691 [†]	0.718 [†]
	0.2	0.579 [†]	0.656 [†]	0.698 [†]	0.724 [†]
	0.3	0.580[†]	0.657[†]	0.699[†]	0.725[†]
Improvement	-	3.6%	4.0%	4.0%	4.0%
TCT-Col.-HNP	-	0.546	0.616	0.655	0.681
TCT-Col.-HNP with GRIT	0.1	0.564 [†]	0.638 [†]	0.677 [†]	0.705 [†]
	0.2	0.571 [†]	0.645 [†]	0.685 [†]	0.713 [†]
	0.3	0.573[†]	0.648[†]	0.687[†]	0.714[†]
Improvement	-	4.9%	5.2%	4.9%	4.8%

validation layer, an annotator has manually validated the quality of these generated queries on 100 randomly sampled task-oriented and traditional query pairs. The criteria for validation was expressing exact same user requirements and having a task-oriented nature. In 98 out of 100 cases, the generated queries express the exact same user requirements, while all 100 queries have a task-oriented nature. Some sample queries can be found in Table 2. For example, the queries ‘06 honda odyssey a/c compressor’ (traditional) and ‘Locate a replacement AC compressor for a 2006 Honda Odyssey’ (LLM generated) have the exact same requirements but the latter one has task-oriented nature. Thus addressing RQ2.

6.3 RQ3: The comparison of SOTA methods on traditional vs. task-oriented queries

RQ3 is designed to understand the query type-specific performance of state-of-the-art methods when we have traditional and task-oriented queries in focus. The purpose is to understand the performance implications and compromises, if any, in such a case. As

Table 4: Recall Improvements on TQE benchmark (small) by GRIT for different b values. In method with GRIT - method is the baseline initial retrieval. b is the product replacement parameter. † denotes statistical significance (paired t-test: $p < 0.05$). Bold denotes best performance. Statistically significant and robust improvements in Recall are evident across retrieval methods and product replacement parameter values. For example in TCT-Col.-HNP with GRIT and $b = 0.3$, the Recall@1500 performance of TCT-ColBERT-HNP improves from 0.588 to 0.625 leading to 6.3% improvement.

Method	b	R@500	R@1000	R@1500	R@2000
BM25	-	0.540	0.613	0.652	0.678
BM25 with GRIT	0.1	0.554 [†]	0.629 [†]	0.670 [†]	0.696 [†]
	0.2	0.557 [†]	0.634 [†]	0.675 [†]	0.702 [†]
	0.3	0.558[†]	0.635[†]	0.677[†]	0.703[†]
Improvement	-	3.3%	3.6%	3.8%	3.7%
SPLADE++	-	0.521	0.602	0.647	0.677
SPLADE++ with GRIT	0.1	0.532 [†]	0.616 [†]	0.661 [†]	0.692 [†]
	0.2	0.535 [†]	0.620 [†]	0.665 [†]	0.695 [†]
	0.3	0.535[†]	0.621[†]	0.666[†]	0.696[†]
Improvement	-	2.7%	3.2%	2.9%	2.8%
TAS-B	-	0.534	0.607	0.648	0.677
TAS-B with GRIT	0.1	0.551 [†]	0.627 [†]	0.668 [†]	0.697 [†]
	0.2	0.556 [†]	0.634 [†]	0.675 [†]	0.704 [†]
	0.3	0.558[†]	0.636[†]	0.677[†]	0.705[†]
Improvement	-	4.5%	4.8%	4.5%	4.1%
TCT-Col.-HNP	-	0.481	0.550	0.588	0.615
TCT-Col.-HNP with GRIT	0.1	0.500 [†]	0.573 [†]	0.613 [†]	0.640 [†]
	0.2	0.508 [†]	0.582 [†]	0.623 [†]	0.650 [†]
	0.3	0.511[†]	0.584[†]	0.625[†]	0.652[†]
Improvement	-	6.2%	6.2%	6.3%	6.0%

evident in Tables 3 and 4, there is on average 5.9% drop in the recall effectiveness of state-of-the-art methods on task-oriented queries when compared with traditional queries for small query set. Furthermore, as evident in Table 5, the drop is on average 6.2% for a large query set. The trend of drop in Recall effectiveness when evaluated on task-oriented queries can be observed across all four baselines. We also note that among the baselines, BM25 performs the best followed by TAS-B. This can be attributed to domain-specific vocabulary. As evident in Table 3, Recall@1000 for BM25 on traditional small query set is 0.652. Under the same setting, as per Table 4, Recall@1000 is 0.613 for the equivalent task-oriented small query set. Hence, a drop of 0.039 can be observed. Similarly, for the same setting, Recall@1000 for TAS-B drops from 0.632 to 0.607. Similar trends have been observed on a large query set with BM25 Recall@1000 dropping from 0.721 to 0.676 and TAS-B from 0.708 to 0.678 under the same setting. The generated task-oriented queries express the exact user requirements as the corresponding

Table 5: Recall Improvement on large query sets by GRIT. GRIT is applied on the respective baseline initial retrieval method. † denotes statistical significance (paired t-test: $p < 0.05$). Bold denotes best performance. Statistically significant and robust improvements in Recall are evident across retrieval methods and product replacement parameter values. For example in TAS-B, GRIT improves Recall@1000 from 0.708 to 0.734 leading to 3.7% improvement for Traditional ESCI queries. Similarly, for Task-oriented queries, in TAS-B, GRIT improves Recall@1000 from 0.678 to 0.706 leading to 4.1% improvement.

Method	R@500	Imp.	R@1000	Imp.	R@1500	Imp.	R@2000	Imp.
Traditional ESCI Product Search Queries (Large Set)								
BM25	0.658		0.721		0.754		0.775	
GRIT	0.682 †	3.6%	0.748 †	3.7%	0.782 †	3.7%	0.803 †	3.6%
SPLADE++	0.622		0.695		0.734		0.760	
GRIT	0.637 †	2.4%	0.714 †	2.7%	0.752 †	2.5%	0.778 †	2.4%
TAS-B	0.642		0.708		0.743		0.766	
GRIT	0.663 †	3.3%	0.734 †	3.7%	0.770 †	3.6%	0.793 †	3.5%
TCT-ColBERT-HNP	0.629		0.694		0.729		0.753	
GRIT	0.657 †	4.5%	0.726 †	4.6%	0.761 †	4.4%	0.784 †	4.1%
TQE benchmark (Large Set)								
BM25	0.608		0.676		0.713		0.736	
GRIT	0.627 †	3.1%	0.700 †	3.6%	0.737 †	3.4%	0.761 †	3.4%
SPLADE++	0.590		0.667		0.709		0.737	
GRIT	0.604 †	2.4%	0.685 †	2.7%	0.727 †	2.5%	0.755 †	2.4%
TAS-B	0.608		0.678		0.715		0.740	
GRIT	0.633 †	4.1%	0.706 †	4.1%	0.744 †	4.1%	0.769 †	3.9%
TCT-ColBERT-HNP	0.554		0.622		0.658		0.682	
GRIT	0.587 †	6.0%	0.659 †	5.9%	0.696 †	5.8%	0.721 †	5.7%

ESCI product search queries. The loss in effectiveness can be attributed to the task-oriented nature of the generated queries, which makes it a bit more difficult, even for the state-of-the-art methods to understand the user requirements addressing RQ3.

6.4 RQ4: The recall effectiveness of GRIT across query types

RQ4 is designed to understand the extent of the recall improvements GRIT brings to the table in the case of traditional and task-oriented queries. GRIT shows statistically significant improvements over both small and large sets of traditional ESCI product search queries (see Table 3 and 5). These improvements are robust across parameters, which is also evident in Figure 4. For the small query set, Recall@1000 results for BM25 improve from 0.652 to 0.679, while for TAS-B they improve from 0.632 to 0.657. Similar trends are observed on the large query set for traditional queries. Even in the case of task-oriented queries, it shows statistically significant and robust improvements (see Table 4 and 5). For the small query set, Recall@1000 results for BM25 improve from 0.613 to 0.635, while for TAS-B they improve from 0.607 to 0.636. Similar trends are observed on the large query set of TQE. This validates that GRIT is effective at improving recall across query types addressing RQ4. Overall, GRIT leads to an average improvement of 3.9% and 4.2% on traditional and task-oriented queries, respectively.

6.5 RQ5: Robustness across variations in t and b parameters

RQ5 is designed to understand the nature of the impact and sensitivity of seed size and product replacement parameters on the performance of GRIT. As evident in Table 3, 4 and 5, the results across b values are statistically significant. With increase in the b parameter value we observe increase in the Recall effectiveness. For traditional queries (small set) for b parameter values in 0.1, 0.2, and 0.3, Recall@1000 improves from 0.652 to 0.671, 0.677 and 0.679 respectively for BM25 with GRIT. Similarly for TAS-B with GRIT, Recall@1000 improves from 0.632 to 0.650, 0.656 and 0.657 with increasing b parameter values respectively. We observe similar trends for task-oriented queries (small set). As b parameter value is increased to 0.1, 0.2, and 0.3, BM25 with GRIT, Recall@1000 effectiveness improves from 0.613 to 0.629, 0.634 and 0.635 respectively. While for TAS-B with GRIT, it improves from 0.607 to 0.627, 0.634 and 0.636 respectively. Furthermore, we observe that the results saturate after b value reaches 0.3. These observations are evident across query sets and query types.

Similarly, as evident in Figure 4 and 5, the results are also robust across t values. Here, we note that t parameter value of 0.02 leads to the best Recall@1000 effectiveness across all four baselines and both query sets. For the tuned parameter values of $b = 0.3$ and $t = 0.02$ we observed best Recall results with BM25, SPLADE++, TAS-B and TCT-ColBERT-HNP leading to Recall@1000 of 0.679, 0.642, 0.657 and 0.648 for traditional queries (small set). Similarly,

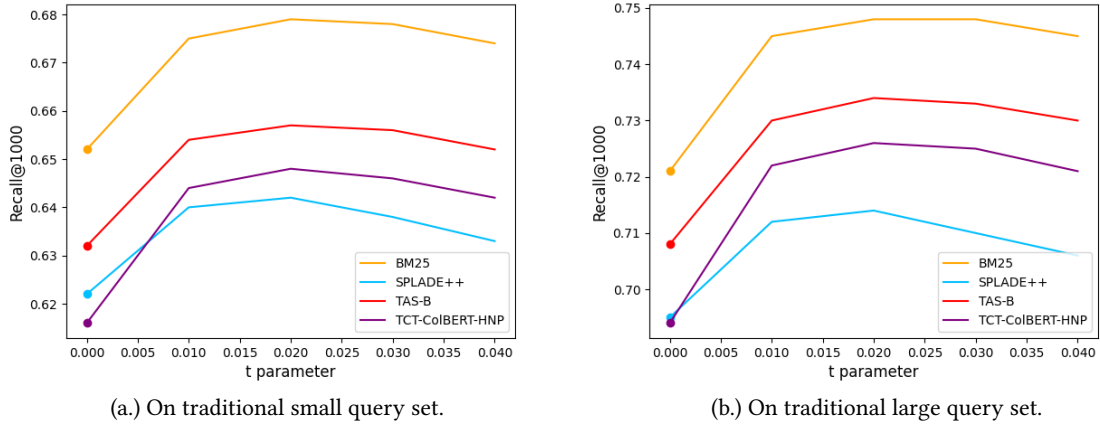


Figure 4: Recall at first 1000 results for GRIT t parameter values from $t = 0.000$ to $t = 0.040$ at the interval of 0.005. Baseline result is at $t = 0$ denoted by dot. On ESCI small and large query sets respectively. Robustness of GRIT is clearly evident across seed size parameter (t) values on traditional ESCI product search queries. Further, we also note that BM25 performs the best followed by TAS-B.

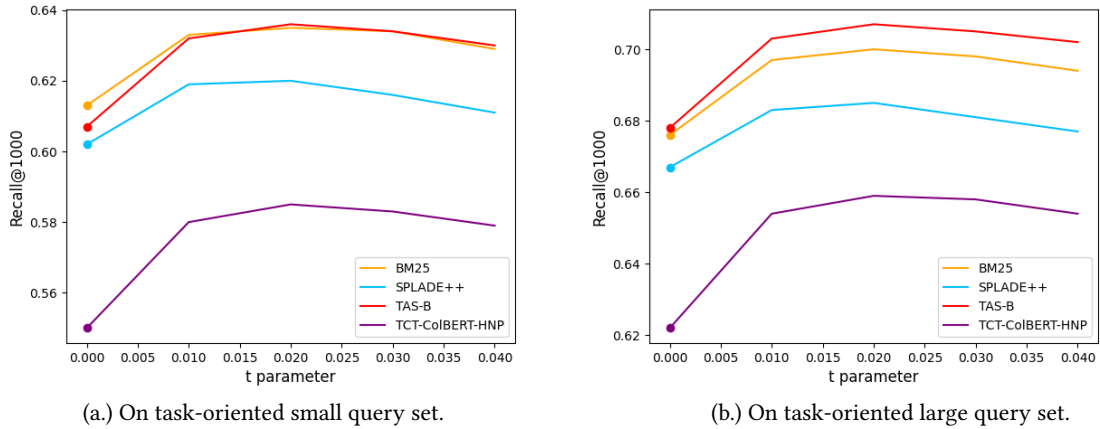


Figure 5: Recall at first 1000 results for GRIT across t parameter values from $t = 0.000$ to $t = 0.040$ at the interval of 0.005. Baseline result is at $t = 0$ denoted by dot. On TQE benchmark - small and large query sets respectively. Robustness of GRIT is clearly evident across seed size parameter (t) values on the TQE benchmark. Further, we also note that for the small query set BM25 and TAS-B show comparable performance. But, in case of large query set TAS-B outperforms BM25.

they lead to Recall@1000 of 0.635, 0.621, 0.636 and 0.584 for task-oriented queries (small set) respectively. For large sets of both types of queries, the trends are similar with best results and improvements shown in Table 5. From this we can infer that top 2% form the right seed size which lead to high quality neighbors addressing RQ5.

7 Conclusion and Future Work

In this paper, we presented a Task-oriented Query set for e-commerce (TQE) benchmark using LLM as an evaluation forum for IR approaches in e-commerce product search. TQE will enable the further algorithm development and evaluation on the most required task-oriented e-commerce setup. We also proposed a novel approach

GRIT that effectively uses the associations among products to refine the candidates retrieved at the first stage by performing an optimal and selective replacement. It embeds user activity data into node relationships and exploits rich locality-based knowledge to provide recall boost to first stage retrieval. Importantly, it provides statistically significant and robust recall improvements when used on top of different state-of-the-art retrieval approaches. GRIT works effectively on both traditional and task-oriented queries.

As a future work, GRIT can be extended to improve results in case of applications where multiple products are to be purchased for a given task.

References

- [1] Sanjay Agrawal, Srujana Merugu, and Vivek Sembium. 2023. Enhancing E-commerce Product Search through Reinforcement Learning-Powered Query Reformulation. In *Proceedings of the 32nd ACM International Conference on Information and Knowledge Management* (Birmingham, United Kingdom) (CIKM '23). Association for Computing Machinery, New York, NY, USA, 4488–4494. doi:10.1145/3583780.3615474
- [2] Daniel Campos, Surya Kallumadi, Corby Rosset, Cheng Xiang Zhai, and Alessandro Magnani. 2023. Overview of the TREC 2023 Product Search Track. arXiv:2311.07861 [cs.LG]. <https://arxiv.org/abs/2311.07861>
- [3] W. Bruce Croft, Donald Metzler, and Trevor Strohman. 2009. Search Engines: Information Retrieval in Practice. <https://api.semanticscholar.org/CorpusID:2350758>
- [4] Thibault Formal, Carlos Lassance, Benjamin Piwowarski, and Stéphane Clinchant. 2022. From Distillation to Hard Negative Sampling: Making Sparse Neural IR Models More Effective. In *Proceedings of the 45th International ACM SIGIR Conference on Research and Development in Information Retrieval* (Madrid, Spain) (SIGIR '22). Association for Computing Machinery, New York, NY, USA, 2353–2359. doi:10.1145/3477495.3531857
- [5] Thibault Formal, Benjamin Piwowarski, and Stéphane Clinchant. 2021. SPLADE: Sparse Lexical and Expansion Model for First Stage Ranking. In *Proceedings of the 44th International ACM SIGIR Conference on Research and Development in Information Retrieval* (Virtual Event, Canada) (SIGIR '21). Association for Computing Machinery, New York, NY, USA, 2288–2292. doi:10.1145/3404835.3463098
- [6] Erlend Frayling, Sean MacAvaney, Craig Macdonald, and Iadh Ounis. 2024. Effective Adhoc Retrieval through Traversal of a Query-Document Graph. In *Proceedings of the 46th European Conference on Information Retrieval Research*. doi:10.1007/978-3-031-56063-7_6
- [7] Kelvin Guu, Kenton Lee, Zora Tung, Panupong Pasupat, and Mingwei Chang. 2020. Retrieval Augmented Language Model Pre-Training. In *Proceedings of the 37th International Conference on Machine Learning (Proceedings of Machine Learning Research, Vol. 119)*, Hal Daumé III and Aarti Singh (Eds.). PMLR, 3929–3938. <https://proceedings.mlr.press/v119/guu20a.html>
- [8] Sebastian Hofstätter et al. 2021. Efficiently Teaching an Effective Dense Retriever with Balanced Topic Aware Sampling. In *Proceedings of the 44th International ACM SIGIR Conference on Research and Development in Information Retrieval* (Virtual Event, Canada) (SIGIR '21), 113–122.
- [9] Jui-Ting Huang, Ashish Sharma, Shuying Sun, Li Xia, David Zhang, Philip Pronin, Janani Padmanabhan, Giuseppe Ottaviano, and Linjun Yang. 2020. Embedding-based Retrieval in Facebook Search. In *Proceedings of the 26th ACM SIGKDD International Conference on Knowledge Discovery & Data Mining* (Virtual Event, CA, USA) (KDD '20). Association for Computing Machinery, New York, NY, USA, 2553–2561. doi:10.1145/3394486.3403305
- [10] N. Jardine and C. J. van Rijsbergen. 1971. The use of hierarchic clustering in information retrieval. *Inf. Storage Retr.* 7 (1971), 217–240.
- [11] Vladimir Karpukhin, Barlas Oguz, Sewon Min, Patrick Lewis, Ledell Wu, Sergey Edunov, Danqi Chen, and Wen-tau Yih. 2020. Dense Passage Retrieval for Open-Domain Question Answering. In *Proceedings of the 2020 Conference on Empirical Methods in Natural Language Processing (EMNLP)*, Bonnie Webber, Trevor Cohn, Yulan He, and Yang Liu (Eds.). Association for Computational Linguistics, Online, 6769–6781. doi:10.18653/v1/2020.emnlp-main.50
- [12] Nikos Kirtsis and Sofia Stamou. 2011. Query Reformulation for Task-Oriented Web Searches. In *2011 IEEE/WIC/ACM International Conferences on Web Intelligence and Intelligent Agent Technology*, Vol. 3, 289–292. doi:10.1109/WI-IAT.2011.20
- [13] Hrishikesh Kulkarni, Nazli Goharian, Ophir Frieder, and Sean MacAvaney. 2024. LexBoost: Improving Lexical Document Retrieval with Nearest Neighbors. In *Proceedings of the ACM Symposium on Document Engineering 2024* (San Jose, CA, USA) (DocEng '24). Association for Computing Machinery, New York, NY, USA, Article 16, 10 pages. doi:10.1145/3685650.3685658
- [14] Hrishikesh Kulkarni, Sean MacAvaney, Nazli Goharian, and Ophir Frieder. 2023. Lexically-Accelerated Dense Retrieval. In *Proceedings of the 46th International ACM SIGIR Conference on Research and Development in Information Retrieval* (Taipei, Taiwan) (SIGIR '23). Association for Computing Machinery, New York, NY, USA, 152–162. doi:10.1145/3539618.3591715
- [15] Sheng-Chieh Lin et al. 2021. In-Batch Negatives for Knowledge Distillation with Tightly-Coupled Teachers for Dense Retrieval. In *Proceedings of the 6th Workshop on Representation Learning for NLP (ReL4NLP-2021)*. Association for Computational Linguistics, Online, 163–173.
- [16] Jiqun Liu. 2021. Deconstructing search tasks in interactive information retrieval: A systematic review of task dimensions and predictors. *Inf. Process. Manage.* 58, 3 (May 2021), 17 pages. doi:10.1016/j.ipm.2021.102522
- [17] Hanqing Lu, Youna Hu, Tong Zhao, Tony Wu, Yiwei Song, and Bing Yin. 2021. Graph-based Multilingual Product Retrieval in E-Commerce Search. In *Proceedings of the 2021 Conference of the North American Chapter of the Association for Computational Linguistics: Human Language Technologies: Industry Papers*, Youngbum Kim, Yunyao Li, and Owen Rambow (Eds.). Association for Computational Linguistics, Online, 146–153. doi:10.18653/v1/2021.naacl-industry.19
- [18] Sean MacAvaney et al. 2022. Adaptive Re-Ranking with a Corpus Graph. In *31st ACM International Conference on Information and Knowledge Management*.
- [19] Yu A. Malkov and D. A. Yashunin. 2020. Efficient and Robust Approximate Nearest Neighbor Search Using Hierarchical Navigable Small World Graphs. *IEEE Transactions on Pattern Analysis and Machine Intelligence* 42, 4 (2020).
- [20] Irina Matveeva, Chris Burges, Timo Burkard, Andy Laucius, and Leon Wong. 2006. High accuracy retrieval with multiple nested ranker. In *SIGIR 2006: Proceedings of the 29th Annual International ACM SIGIR Conference on Research and Development in Information Retrieval, Seattle, Washington, USA, August 6-11, 2006*, Efthimis N. Efthimiadis, Susan T. Dumais, David Hawking, and Kalervo Järvelin (Eds.). ACM, 437–444. doi:10.1145/1148170.1148246
- [21] Thanh Nguyen, Nikhil Rao, and Karthik Subbian. 2020. Learning Robust Models for e-Commerce Product Search. In *Proceedings of the 58th Annual Meeting of the Association for Computational Linguistics*, Dan Jurafsky, Joyce Chai, Natalie Schluter, and Joel Tetraault (Eds.). Association for Computational Linguistics, Online, 6861–6869. doi:10.18653/v1/2020.acl-main.614
- [22] OpenAI. 2024. GPT-4o mini. <https://openai.com/index/gpt-4o-mini-advancing-cost-efficient-intelligence/> Accessed on Oct 02, 2024.
- [23] Siru Ouyang, Shuohang Wang, Yang Liu, Ming Zhong, Yizhu Jiao, Dan Iter, Reid Pryzant, Chenguang Zhu, Heng Ji, and Jiawei Han. 2023. The Shifted and The Overlooked: A Task-oriented Investigation of User-GPT Interactions. 2375–2393. doi:10.18653/v1/2023.emnlp-main.146
- [24] Libo Qin, Wenbo Pan, Qiguang Chen, Lizi Liao, Zhou Yu, Yue Zhang, Wanxiang Che, and Min Li. 2023. End-to-end Task-oriented Dialogue: A Survey of Tasks, Methods, and Future Directions. In *Proceedings of the 2023 Conference on Empirical Methods in Natural Language Processing*, Houda Bouamor, Juan Pino, and Kalika Bali (Eds.). Association for Computational Linguistics, Singapore, 5925–5941. doi:10.18653/v1/2023.emnlp-main.363
- [25] Dinesh Raghu, Nikhil Gupta, and Mausam. 2021. Unsupervised Learning of KB Queries in Task-Oriented Dialogs. *Transactions of the Association for Computational Linguistics* 9 (2021), 374–390. doi:10.1162/tacl_a_00372
- [26] Karthik Raman, Michael Bendersky, and Aditi Chaudhary. 2024. Its All Relative! – A Synthetic Query Generation Approach for Improving Zero-Shot Relevance Prediction. In *Findings of the Association for Computational Linguistics: NAACL 2024*. <https://aclanthology.org/2024.findings-naacl.107.pdf>
- [27] Chandan K. Reddy, Lluís Màrquez, Fran Valero, Nikhil Rao, Hugo Zaragoza, Sambaran Bandyopadhyay, Arnab Biswas, Anlu Xing, and Karthik Subbian. 2022. Shopping Queries Dataset: A Large-Scale ESCI Benchmark for Improving Product Search. arXiv:2206.06588
- [28] Zhaochun Ren, Xiangnan He, Dawei Yin, and Maarten de Rijke. 2018. Information Discovery in E-commerce: Half-day SIGIR 2018 Tutorial. In *The 41st International ACM SIGIR Conference on Research & Development in Information Retrieval* (Ann Arbor, MI, USA) (SIGIR '18). Association for Computing Machinery, New York, NY, USA, 1379–1382. doi:10.1145/3209978.3210185
- [29] Stephen E. Robertson and Hugo Zaragoza. 2009. The Probabilistic Relevance Framework: BM25 and Beyond. *Found. Trends Inf. Retr.* 3 (2009), 333–389.
- [30] Manos Tsagkias, Tracy Holloway King, Surya Kallumadi, Vanessa Murdochock, and Maarten de Rijke. 2021. Challenges and research opportunities in eCommerce search and recommendations. *SIGIR Forum* 54, 1, Article 2 (Feb. 2021), 23 pages. doi:10.1145/3451964.3451966
- [31] Haixun Wang and Taesik Na. 2024. Rethinking E-Commerce Search. *SIGIR Forum* 57, 2, Article 24 (Jan. 2024), 19 pages. doi:10.1145/3642979.3643007
- [32] Liang Wang, Nan Yang, Xiaolong Huang, Binxing Jiao, Linjun Yang, Daxin Jiang, Rangan Majumder, and Furu Wei. 2023. SimLM: Pre-training with Representation Bottleneck for Dense Passage Retrieval. In *Proceedings of the 61st Annual Meeting of the Association for Computational Linguistics (Volume 1: Long Papers)*, Anna Rogers, Jordan Boyd-Graber, and Naoaki Okazaki (Eds.). Association for Computational Linguistics, Toronto, Canada, 2244–2258. doi:10.18653/v1/2023.acl-long.125
- [33] Qianfeng Wen, Yifan Liu, Joshua Zhang, George Saad, Anton Korikov, Yury Sambale, and Scott Sanner. 2024. Elaborative Subtopic Query Reformulation for Broad and Indirect Queries in Travel Destination Recommendation. arXiv:2410.01598 [cs.LG]. <https://georgesaad.tech/papers/2410.01598v1.pdf>
- [34] Liang Wu, Diane Hu, Liangjie Hong, and Huan Liu. 2018. Turning Clicks into Purchases: Revenue Optimization for Product Search in E-Commerce. In *The 41st International ACM SIGIR Conference on Research & Development in Information Retrieval* (Ann Arbor, MI, USA) (SIGIR '18). Association for Computing Machinery, New York, NY, USA, 365–374. doi:10.1145/3209978.3209993
- [35] Shitao Xiao, Zheng Liu, Yingxia Shao, and Zhao Cao. 2022. RetroMAE: Pre-Training Retrieval-oriented Language Models Via Masked Auto-Encoder. In *EMNLP*. <https://arxiv.org/abs/2205.12035>
- [36] Da Xu, Chuanwei Ruan, Evren Korpeoglu, Sushant Kumar, and Kannan Achan. 2020. Product Knowledge Graph Embedding for E-commerce. In *Proceedings of the 13th International Conference on Web Search and Data Mining* (Houston, TX, USA) (WSDM '20). Association for Computing Machinery, New York, NY, USA, 672–680. doi:10.1145/3336191.3371778

- [37] Wei Yang, Kuang Lu, Peilin Yang, and Jimmy Lin. 2019. Critically Examining the "Neural Hype": Weak Baselines and the Additivity of Effectiveness Gains from Neural Ranking Models. In *Proceedings of the 42nd International ACM SIGIR Conference on Research and Development in Information Retrieval* (Paris, France) (SIGIR '19). Association for Computing Machinery, New York, NY, USA, 1129–1132. doi:10.1145/3331184.3331340
- [38] Yunlun Yang, Yu Gong, and Xi Chen. 2018. Query Tracking for E-commerce Conversational Search: A Machine Comprehension Perspective. In *Proceedings of the 27th ACM International Conference on Information and Knowledge Management* (Torino, Italy) (CIKM '18). Association for Computing Machinery, New York, NY, USA, 1755–1758. doi:10.1145/3269206.3269326
- [39] Zi Yang and Eric Nyberg. 2015. Leveraging Procedural Knowledge for Task-oriented Search. In *Proceedings of the 38th International ACM SIGIR Conference on Research and Development in Information Retrieval* (Santiago, Chile) (SIGIR '15). Association for Computing Machinery, New York, NY, USA, 513–522. doi:10.1145/2766462.2767744
- [40] Keun Soo Yim. 2024. The Task-oriented Queries Benchmark (ToQB). arXiv:2406.02943 [cs.IR] <https://arxiv.org/abs/2406.02943>
- [41] Shaodan Zhai, Yuwei Chen, and Yixue Li. 2024. Embedding Based Deduplication in E-commerce AutoComplete. In *Proceedings of the 47th International ACM SIGIR Conference on Research and Development in Information Retrieval* (Washington DC, USA) (SIGIR '24). Association for Computing Machinery, New York, NY, USA, 2955–2959. doi:10.1145/3626772.3661373
- [42] Han Zhang, Songlin Wang, Kang Zhang, Zhiling Tang, Yunjiang Jiang, Yun Xiao, Weipeng Yan, and Wen-Yun Yang. 2020. Towards Personalized and Semantic Retrieval: An End-to-End Solution for E-commerce Search via Embedding Learning. In *Proceedings of the 43rd International ACM SIGIR Conference on Research and Development in Information Retrieval* (Virtual Event, China) (SIGIR '20). Association for Computing Machinery, New York, NY, USA, 2407–2416. doi:10.1145/3397271.3401446
- [43] Xiaoyang Zheng, Fuyu Lv, Zilong Wang, Qingwen Liu, and Xiaoyi Zeng. 2023. Delving into E-Commerce Product Retrieval with Vision-Language Pre-training. In *Proceedings of the 46th International ACM SIGIR Conference on Research and Development in Information Retrieval* (Taipei, Taiwan) (SIGIR '23). Association for Computing Machinery, New York, NY, USA, 3385–3389. doi:10.1145/3539618.3591859