

❤️CARE: Aligning Language Models for Regional Cultural Awareness

Geyang Guo^α, Tarek Naous^α, Hiromi Wakaki^β, Yukiko Nishimura^β,
Yuki Mitsufuji^β, Alan Ritter^α, Wei Xu^α

^αGeorgia Institute of Technology, ^βSony Group Corporation

{guogeyang, tareknaous}@gatech.edu

{hiromi.wakaki, yukiko.b.nishimura, yuhki.mitsufuji}@sony.com

{alan.ritter, wei.xu}@cc.gatech.edu

Abstract

Existing language models (LMs) often exhibit a Western-centric bias and struggle to represent diverse cultural knowledge. Previous attempts to address this rely on synthetic data and express cultural knowledge only in English. In this work, we study whether a small amount of human-written, multilingual cultural preference data can improve LMs across various model families and sizes. We first introduce **CARE**, a multilingual resource of 24.1k responses with human preferences on 2,580 questions about Chinese and Arab cultures, all carefully annotated by native speakers and offering more balanced coverage. Using CARE, we demonstrate that cultural alignment improves existing LMs beyond generic resources without compromising general capabilities. Moreover, we evaluate the cultural awareness of LMs, native speakers, and retrieved web content when queried in different languages. Our experiment reveals regional disparities among LMs, which may also be reflected in the documentation gap: native speakers often take everyday cultural common-sense and social norms for granted, while non-natives are more likely to seek out and document them actively. CARE is publicly available at <https://github.com/Guochry/CARE> (we plan to add Japanese data in the near future).

1 Introduction

The impressive capabilities of multilingual language models (LMs) lead to their widespread use across various cultural groups (Ouyang et al., 2022; Dubey et al., 2024). However, many studies have shown that LMs often lack knowledge of diverse cultures and are biased towards Western culture (Naous et al., 2023; AlKhamissi et al., 2024; Naous and Xu, 2025). While much focus has been on demonstrating these cultural biases, less effort (Li et al., 2024a,b; Kirk et al., 2024) has been made to address them. Existing works have



Figure 1: Example LM responses to culture-specific questions in Chinese and Arabic. The base LM (Llama3.1-8B-Instruct) fails to respond appropriately, while its aligned versions on CARE generate better responses for Chinese and Arab cultures.

largely been limited to expressing cultural knowledge in *only* English or generating synthetic data with existing LMs for fine-tuning.

In this work, we explore the benefits of learning from *multilingual multicultural* human preference data, and demonstrate how even a modest dataset of 2.6k high-quality human-written samples can significantly enhance LM’s cultural awareness across various model families and sizes.

Specifically, we first introduce the Cultural Alignment Resource (CARE), comprising 24.1k responses (one human-written and nine LM-generated per question) with native human preference using a 10-point scale on 2580 multilingual questions focusing on Chinese and Arab cultures (825 and 697 in respective languages; additional 1,058 covering other cultures). Compared with existing datasets (Yin et al., 2022; Palta and Rudinger, 2023; Shi et al., 2024; Chiu et al., 2024b), our data

offers more balanced coverage and authentic viewpoints, especially for topics such as social norms and cultural commonsense, where previous works have limited data coverage. To achieve this, we have native speakers both re-annotate existing data resources, and curate new data on those rarely documented yet deeply embedded aspects of daily life.

Using CARE, we demonstrate that multilingual human cultural preference enhances LMs’ cultural awareness through alignment strategies, such as direct preference optimization (DPO, [Rafailov et al., 2024](#)), without compromising general capabilities. This cultural alignment proves beneficial beyond standard human preference datasets, with consistent gains across both chain-of-thought (CoT) and role-play prompting settings. We further analyze post-alignment performance across different LMs and find that for cultural alignment to be effective, base LMs need a foundational level of cultural knowledge. That is, cultural alignment strengthens stronger LMs but fails to address weaknesses in weaker LMs. We then examine the impact of cross-cultural alignment, and notice that aligning models with data from multiple cultures results in greater improvements than using single-culture data. This highlights the benefits of expanding geographical coverage in LM alignment.

Moreover, we evaluate the cultural awareness of large LMs (e.g. GPT-4o) in comparison to native speakers and web content. We observe cultural awareness gaps among LMs. For example, the more Chinese-centric Qwen2.5-72B excels on Chinese cultural entities, literacy, and social norms, while GPT-4o and Mistral-Large match or outperform it on opinion and commonsense about Chinese culture, likely due to differences in their training corpora. To contextualize these gaps, we analyze web content across languages. For questions on social norms and cultural commonsense, where native humans exhibit high confidence, Google search in native languages often return fewer relevant answers than in English. This indicates that such knowledge is often unstated in native contexts while more explicitly articulated in foreign languages ([Yin et al., 2022](#)).

In summary, our key contributions include:

- We introduce CARE, a multilingual multicultural human preference dataset focusing on Chinese and Arab cultures (§3).
- We show that cultural alignment with CARE improves LMs across model families (§4).

- Motivated by LM performance gaps, we analyze web content across languages and reveal documentation disparities (§5).

2 Related Work

The widespread use of LMs has sparked research interest in their relevance to diverse cultures ([Adilazuarda et al., 2024](#); [Shen et al., 2024](#); [Pawar et al., 2024](#); [Liu et al., 2024](#)). Several studies investigate the cultural alignment of LMs by examining their responses to questions from social surveys that reflect human values and attitudes ([Haerper et al., 2021](#); [Cao et al., 2023](#)). It has been consistently shown that LMs favor answers associated with Western culture ([AlKhamissi et al., 2024](#); [Abdulhai et al., 2023](#)), even when prompted in different languages ([Masoud et al., 2023](#); [Wang et al., 2023](#)) or after undergoing preference optimization ([Ryan et al., 2024](#)). While these survey-based studies assess general beliefs on broad cultural topics such as democracy or family values, they have limited coverage of detailed cultural nuances and phenomena such as local customs and daily practices.

Another line of work has developed culture-specific evaluation resources such as knowledge bases of cultural facts ([Keleg and Magdy, 2023](#); [Yin et al., 2022](#); [Zhou et al., 2024b](#)), entity-centric cultural benchmarks ([Naous et al., 2024](#)), and user self-reported cultural experiences ([Shi et al., 2024](#)). Other works have also constructed QA datasets for different cultural aspects such as culinary customs ([Palta and Rudinger, 2023](#)), norms ([Rao et al., 2024](#); [Zhan et al., 2024](#)), social etiquette ([Chiu et al., 2024a,b](#)), and more ([Arora et al., 2024](#); [Mousi et al., 2024](#)). However, these are mainly designed for evaluating LMs, often in multi-choice QA or text-infilling formats, and are not readily suitable for improving LMs via human preference learning, which requires free-text QA and human ratings on model outputs.

Several multilingual instruction-tuning ([Muenighoff et al., 2022](#); [Singh et al., 2024](#); [Alyafeai et al., 2024](#)) and preference resources ([Lian et al., 2023](#); [Bartolome et al., 2023](#); [Ahmadian et al., 2024](#)) have been developed to improve multilingual performance. While they include culturally relevant samples, they primarily offer general instructions and universal preferences for safety and helpfulness. Few works ([Li et al., 2024a,b](#); [Kirk et al., 2024](#)) attempt to tune LMs on culturally relevant instructions, but they rely on synthesizing data

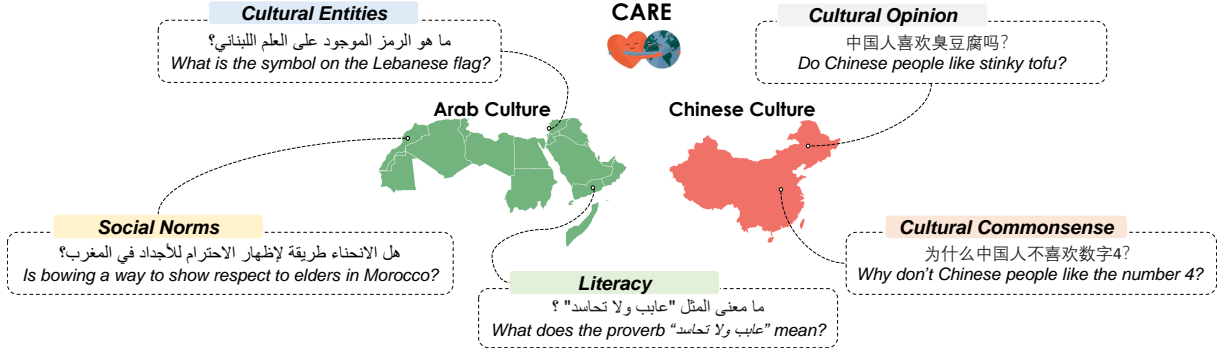


Figure 2: Example questions in Arabic and Chinese (with English translations) from the 5 cultural context categories in CARE 🌍: *Cultural Entities*, *Cultural Opinion*, *Social Norms*, *Cultural Commonsense*, and *Literacy* (§3.1).

with existing models and mainly express knowledge in English (more on this in §3.1). This may exacerbate biases in the pre-training data and miss authentic viewpoints. Unlike previous studies, our work focuses on culturally aligning LMs by learning from native speakers’ cultural preferences.

3 Constructing CARE 🌍

To study preference optimization of LMs for cultural awareness, we introduce CARE, which consists of 2,580 culture-specific questions and 24.1k responses (one human-written and nine LM-generated per question) with human ratings on a 10-point Likert scale. We begin by identifying and addressing the limitations in existing data resources (§3.1), and then further collect new data for cultural alignment (§3.2).

3.1 Limitations of Existing Data Resources

We start with the Aya dataset (Singh et al., 2024), the largest multilingual instruction-tuning resource that contains human-written questions and answers. Though its natural instances collected from fluent native speakers offer authentic viewpoints, only part of its contents focus on culture, and the data quality varies for different languages. After manual inspection and filtering out generic questions (e.g. “How many hearts does an octopus have?”), we yield 1,324 (out of 4,909) question and answer pairs that are culturally relevant in Chinese but only 457 (out of 14,210) samples in Arabic. To expand the Arabic set, we apply the same filtering process to around 2,000 samples from CIDAR (Alyafeai et al., 2024), a human-written Arabic instruction dataset, resulting in 162 relevant samples.

We also examine four existing cultural knowledge bases, namely, CultureBank (Shi et al., 2024) (23k cultural descriptors), CulturalBench (Chiu

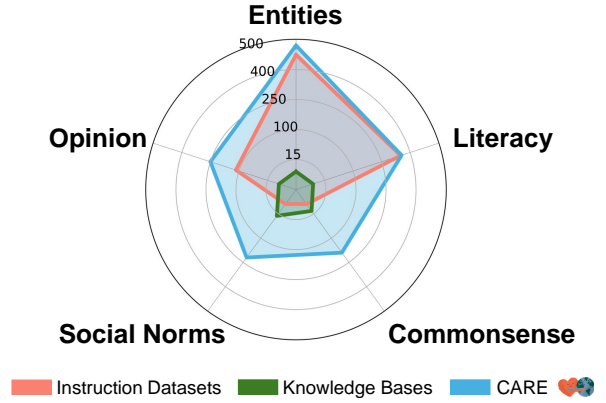


Figure 3: Overall coverage of our CARE benchmark per cultural category. CARE provides $16.6\times$ more coverage of social norm and cultural commonsense questions compared to two existing instruction tuning datasets and four cultural knowledge bases (§3.1).

et al., 2024b) (1,227 multiple-choice questions), GeoMLAMA (Yin et al., 2022) (125 text-infilling examples), and FORK (Palta and Rudinger, 2023)) (184 multiple-choice questions). Since these datasets are exclusively in English, we manually translate them into the corresponding native language (i.e., Chinese and Arabic). Besides, we notice that these knowledge bases focus on including more regions but offer limited samples for each cultural group. Specifically, we obtain 60 and 61 samples that are associated with Chinese and Arab cultures, respectively. In addition, these data mainly use multiple-choice and text-infilling formats, which are practical only for evaluation but not for further tuning. Therefore, we take additional steps on all our filtered-out samples to improve them, including converting other formats into free-text pairs, re-writing questions to be clearer (e.g., “What are customs about footwear in Chinese home settings?” → “Do Chinese people wear outdoor shoes indoors?”), adding explanations to responses,

avoiding stereotypes and overgeneralization.

Moreover, our analysis reveals that existing resources provide highly unbalanced coverage of various cultural aspects, with a notable lack of data on social norms and commonsense, as shown in Figure 3. We manually classify all questions into one of five categories: (1) **Cultural Entities**, where the question asks about culture-specific entities (Naous and Xu, 2025), (2) **Cultural Opinion**, where the question asks about a subjective interpretation for a cultural entity, (3) **Social Norms**, where the question is about social interactions between individuals (Huang and Yang, 2023), (4) **Cultural Commonsense**, where the question is about daily phenomena that locals may take for granted (Shen et al., 2024), and (5) **Literacy**, where the question is about language usage, proverbs, or slang (Wuraola et al., 2024). Figure 2 shows examples for these cultural aspects. Inter-annotator agreement is 0.90, measured by Cohen’s Kappa, for this classification.

Finally, aligning LMs using preference optimization algorithms requires human judgments on both suitable and unsuitable responses, beyond only the existing ground-truth demonstrations.

3.2 Multilingual Cultural Alignment Data

To address the aforementioned shortcomings, we collect new non-English data for cultural alignment as follows:

Social Norm and Commonsense. To expand the samples on social norms and cultural commonsense, we ask native Chinese and Arabic speakers who are international college students undergoing culture transfer experiences themselves to curate such samples manually. To help brainstorm, the speakers are instructed to leverage international as well as regional social media platforms or forums (e.g., Twitter, Reddit, Zhihu, RedNote), and search for posts where users describe their culture shift experiences using search keywords such as “*most surprised abroad, culture shock, first time to the US, etc.*”. Taking inspiration from such discussions, the speakers create 190 samples in Chinese and 196 samples in Arabic. This human-curated data is more authentic than synthetic data, preventing possible inaccuracy and overgeneralization (e.g. “*In China, it is common to drink soup after the main dish.*”) we have observed in the existing datasets.

Culture-specific Human Preference. Given these culture-specific questions, gathering human preferences on the cultural relevance of responses

is crucial to performing cultural alignment of LMs through preference optimization. To obtain these cultural preferences, we present the native annotators with the zero-shot responses of 9 different LMs for each question within CARE. We specifically use the instruct version of recent multilingual LMs of Llama3.3-70B (Dubey et al., 2024), Qwen2.5-72B (Yang et al., 2024), Gemma2-27B (Team et al., 2024), Mistral-Large, and GPT-4o. We also use their smaller-sized Llama3.1-8B, Qwen2.5-7B, Gemma2-9B, and Mistral-7B.

We then instruct the annotators to rank the generated responses for each question from the most to least culturally appropriate and assign each response a rating on a scale of 1 to 10 (1: *poor* → 10: *excellent*). Those ratings reflect how well responses match the cultural expectations of native speakers, which we use to construct preference pairs for cultural alignment in our experiments (§4.1). For responses that deviate from answering the questions (e.g., generating similar questions or repetitive content), annotators do not assign a rating.

Human Annotation. We hire two native Chinese speakers and two native Arabic speakers who are college students to collect and annotate all the data in CARE, as described in §3.1 and §3.2. Besides the 5-class cultural categories, we also annotate each sample with the **Associated Culture** for experiments in §4.5: *Native* (questions about the native culture; i.e. Chinese or Arab), *Foreign* (questions about other cultures), or *General* (questions that are not specific to a particular culture). For further fine-grained regional cultural knowledge evaluation (Appendix D.1), we also annotate samples for their **Geographic Scope** (*sub-nationwide, nationwide, continent-wide, or worldwide*). See Appendix A.1 for the annotation guideline.

Data Split. For the experiments in §4 and §5, we construct culture-specific test sets with 150 questions each for Chinese and Arab cultures, randomly sampling 30 questions from each of the five cultural categories. The remaining 1,513 Chinese and 644 Arabic questions, along with their responses in CARE, are used to form the training set. This training data also includes questions about other foreign cultures beyond Chinese and Arab.

4 Aligning LMs for Cultural Awareness

Enabled by CARE, we investigate whether a small amount of high-quality cultural alignment data can










Model		Chinese						Arabic					
		Entities	Opinion	Norms	C. sense	Literacy	Average	Entities	Opinion	Norms	C. sense	Literacy	Average
 Gemma2-9B	Vanilla	4.89	8.46	7.55	6.67	4.72	6.49	4.73	6.56	6.33	5.60	3.28	5.33
	Aligned 	5.50	8.53	7.90	7.26	5.17	6.89	5.30	6.82	6.93	6.55	3.57	5.84
 Llama3.1-8B	Vanilla	3.14	4.16	4.62	3.93	3.03	3.78	4.08	3.62	2.87	3.07	2.07	3.30
	Aligned 	3.86	5.90	5.36	5.56	3.69	4.88	4.33	4.43	3.70	4.50	2.36	3.86
 Qwen2.5-7B	Vanilla	6.89	7.86	7.48	6.80	7.37	7.28	4.65	5.84	5.44	4.88	2.84	4.61
	Aligned 	7.20	8.76	7.66	6.90	7.53	7.61	4.55	6.40	5.55	5.33	3.35	5.06
 Mistral-7B	Vanilla	3.03	3.83	3.93	4.38	2.43	3.53	2.56	2.46	2.03	2.13	1.34	2.11
	Aligned 	2.43	3.90	4.53	5.00	2.20	3.61	2.60	3.36	2.46	2.10	1.40	2.38

Table 1: Average scores (1: *poor* → 10: *excellent*) in responding to questions related to Chinese culture in Chinese and Arab culture in Arabic. Performances are presented for vanilla LMs and LMs after cultural alignment using DPO on CARE. For each LM, the row labeled “Vanilla” corresponds to the original model (gray plot), and “Aligned” is after cultural alignment (colored plot). “C. sense” stands for “Commonsense”.




Approach	Chinese						Arabic					
	Entities	Opinion	Norms	C. sense	Literacy	Average	Entities	Opinion	Norms	C. sense	Literacy	Average
 Llama3.1-8B	3.14	4.16	4.62	3.93	3.03	3.78	4.08	3.62	2.87	3.07	2.07	3.30
	+ 0.72	+ 1.74	+ 0.74	+ 1.63	+ 0.66	+ 1.10	+ 0.25	+ 0.35	+ 0.83	+ 1.43	+ 0.29	+ 0.56
	+ 0.09	+ 1.54	+ 0.69	+ 1.43	+ 0.83	+ 0.91	+ 0.22	+ 1.61	+ 1.01	+ 0.96	+ 0.03	+ 0.61
	+ 0.99	+ 1.50	+ 0.70	+ 1.30	+ 1.37	+ 1.16	+ 0.12	+ 1.68	+ 0.95	+ 1.06	- 0.07	+ 0.61
 Qwen2.5-7B	6.89	7.86	7.48	6.80	7.37	7.28	4.65	5.84	5.44	4.88	2.84	4.61
	+ 0.31	+ 0.90	+ 0.18	+ 0.10	+ 0.16	+ 0.33	- 0.10	+ 0.56	+ 0.11	+ 0.45	+ 0.51	+ 0.45
	+ 0.54	+ 0.80	+ 0.27	+ 0.13	- 0.07	+ 0.33	- 0.81	- 0.54	+ 0.25	+ 0.83	+ 0.78	+ 0.21
	+ 0.17	+ 0.54	+ 0.12	- 0.17	+ 0.06	+ 0.14	- 0.02	- 0.04	+ 0.13	- 0.16	+ 0.26	+ 0.16

Table 2: Performance comparison w.r.t. different preference learning algorithms on CARE data. Results show the average score improvements over the vanilla model.

improve existing models through preference optimization. We first conduct cultural alignment on medium-sized LMs and show how much improvement we can achieve with CARE in §4.1 and §4.2. Next, we examine the impact of scaling data and model size (§4.3) and whether cultural alignment sacrifices LMs’ capabilities on general tasks (§4.4). Finally, we analyze the importance of including data from diverse cultures during alignment (§4.5).

4.1 Experiment Setup

We perform human preference learning for cultural alignment of medium-sized LMs (7~9B parameters) using CARE on up to 8 Nvidia A40 GPUs.

Human Preference Optimization. We experiment with different preference learning algorithms, including DPO (Rafailov et al., 2024), KTO (Ethayarajh et al., 2024), and SimPO (Meng et al., 2024). These algorithms require preference pairs that contrast two responses for each question: one culturally appropriate and one that is less appropriate. We use the highest- and lowest-scored responses from the human preference data collected in CARE.

We find that all three offline preference algorithms perform similarly well, as shown in Table 2; subsequently, we present most of the experiment results in this paper with DPO unless otherwise specified.

Baselines. First, we analyze the effectiveness of learning from cultural preference compared to general preference. We align LMs using existing human preference datasets, such as **OpenOrca** (Lian et al., 2023) and **UltraChat** (Bartolome et al., 2023), which focus on truthfulness, honesty, and helpfulness. For a fair comparison, we randomly sample an equal number of training pairs from these datasets as in CARE’s training set. Second, we examine the effectiveness of **SFT** on CARE versus **Alpaca** (Cui et al., 2023; Chen et al., 2023), a general instruction-tuning dataset with Chinese and Arabic adaptations. Third, for prompting-based approaches, we explore **CoT prompting** (Wei et al., 2022) and **role-play prompting** (Kong et al., 2023). See prompts used in Appendix B.

LM-as-a-judge Evaluation and its Reliability. For evaluation, we adopt the LM-as-a-judge (Zheng et al., 2023) strategy where we prompt a powerful

LM to evaluate how aligned the generated response is to the human reference response. We use GPT-4o as the LM judge and prompt it to provide reasoning and a score on a scale of 1 to 10. We validate this setup by comparing it to the ratings of the native-speaking human annotators, where we achieve a high Pearson correlation of 0.93 between human and GPT-4o ratings. More details and our evaluation prompts can be found in Appendix C.

4.2 Main Results

Table 1 presents the results of medium-sized LMs before and after cultural alignment using CARE, while Table 3 compares these results with various baselines. We have the following key findings:

Using CARE, culturally-aligned LMs achieve higher average scores (up to 29% improvement) in both Chinese and Arabic compared to the vanilla checkpoints, even for these already instruction-tuned models. This resonates with the findings of Zhou et al. (2024a) and shows that a relatively small amount of carefully curated data by humans can improve LMs’ alignment. We also see a noticeable gap among LMs developed by different regions. The Qwen2.5-7B developed by China-based Alibaba performs the best in Chinese and can be further improved from 7.28 to 7.61 (out of 10) overall by aligning with CARE. Interestingly, **the aligned version of Gemma2-9B outperforms Qwen2.5-7B on social norms and commonsense for Chinese** (more on this in §5.2). We also test its generalization capabilities on other culture-related tasks in Appendix D.

Cultural alignment strengthens stronger LMs but fails to address weaknesses in weaker LMs. Qwen2.5-7B and Gemma2-9B, the top-performing LMs on Chinese and Arabic, respectively, show consistent improvement across all five cultural categories after alignment. However, alignment shows limited gains where the model’s initial performance is poor. Mistral-7B is not improved on Chinese entities and literacy, where its starting scores are only 3.03 and 2.43. Similarly, Qwen2.5-7B, does not benefit from alignment on Arabic entities. This suggests that base models need a foundational level of cultural knowledge for alignment to be effective.

Culture-specific human preference data is helpful beyond general human preference. Table 3 shows that alignment with CARE’s cultural preference consistently outperforms general preference datasets by up to 42%. Additionally, cultural alignment with CARE brings improvement in both CoT

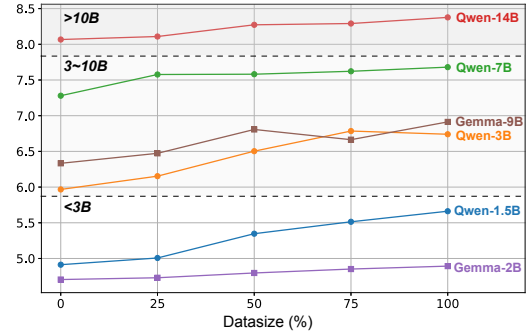


Figure 4: Impact of model size and preference data volume on cultural awareness performance. The average scores (1: *poor* → 10: *excellent*) of aligned models are plotted against different % of preference pairs in CARE. Improvements are achieved across different model sizes and data sizes, in comparison to the vanilla model (0%).

and role-play prompting. While culture-specific SFT outperforms generic instruction tuning, alignment yields greater gains, highlighting the importance of human cultural preference data over ground-truth demonstrations alone.

4.3 How does scaling affect alignment?

We examine how scaling both model size and data volume influences the performance before and after cultural alignment. Specifically, we consider the Qwen2.5 {1.5B, 3B, 7B, 14B} and the Gemma2 {2B, 9B} series, which offer multiple model sizes. For data sizes, we align models using DPO on different proportions {0%, 25%, 50%, 75%, 100%} of Chinese cultural preference pairs within CARE.

As shown in Figure 4, consistent improvements are observed across different model and data sizes. Even a relatively small amount (e.g., 25%) of data in CARE can lead to improvements, particularly for smaller-sized LMs. Scaling up the data leads to progressively better performance, highlighting **the potential benefits of employing more cultural preference data in future work.**

4.4 Does alignment impact general capability?

We then examine whether cultural alignment impacts the model’s overall knowledge and capabilities, using well-established benchmarks for Chinese, Arabic, and English: ArabicMMLU (Koto et al., 2024), ChineseMMLU (Li et al., 2023), MMLU (Hendrycks et al., 2020), TruthfulQA (Lin et al., 2021), and WinoGender (Rudinger et al., 2018). We compare different versions of Llama3.1-8B-Instruct: the vanilla LM, the aligned LM with general human preference from

	Qwen2.5-7B		Mistral-7B		Llama3.1-8B		Gemma2-9B	
Approach	Arabic	Chinese	Arabic	Chinese	Arabic	Chinese	Arabic	Chinese
<i>0-shot Prompting</i>								
Vanilla	4.618	7.286	2.114	3.534	3.304	3.784	5.331	6.490
SFT (w/ Alpaca)	4.689	5.093	3.200	2.100	3.141	3.709	5.443	6.416
SFT (w/ CARE🇨🇳🇸🇦)	4.700	5.396	3.120	2.627	3.440	3.813	5.463	6.440
Aligned (w/ OpenOrca)	4.866	7.284	1.927	3.273	3.362	3.407	5.653	6.181
Aligned (w/ UltraChat)	4.745	7.503	1.859	3.426	3.154	4.160	5.547	6.260
Aligned (w/ CARE🇨🇳🇸🇦)	5.062	7.613	2.387	3.613	3.867	4.886	5.848	6.899
<i>CoT Prompting</i>								
Vanilla	4.703	7.667	2.333	4.373	3.107	3.887	5.946	6.081
Aligned (w/ CARE🇨🇳🇸🇦)	4.946	7.703	2.427	4.233	3.678	5.087	6.096	6.407
<i>Role-Play Prompting</i>								
Vanilla	4.899	7.939	2.513	3.530	3.500	4.087	4.073	6.396
Aligned (w/ CARE🇨🇳🇸🇦)	5.129	7.878	2.362	3.720	3.899	5.093	5.938	6.561

Table 3: Average scores (1: *poor* \rightarrow 10: *excellent*) on Chinese and Arab cultures for a variety of prompting approaches, fine-tuning, and alignment using cultural (CARE) vs. generic instruction-tuning (Multilingual Alpaca) and preference (OpenOrca/UltraChat) data. SFT is performed on the instruction data only, while alignment conducts DPO on the human preference pairs. Aligning with cultural preferences enhances cultural awareness more effectively than using general preferences, with this improvement remaining consistent across various prompting setups.

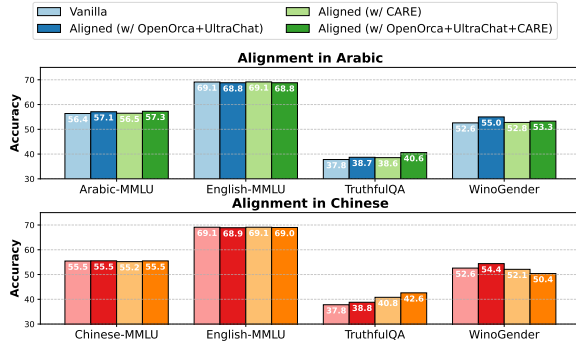


Figure 5: Accuracy of Llama3.1-8B-Instruct variants on general benchmarks assessing overall capabilities in native languages (Chinese and Arabic) and English. Slight differences are observed among the LM variants after applying different alignment setups.

the combined UltraChat and OpenOrca datasets (totaling 3,718 samples), the culturally aligned LM with cultural human preference from CARE, and the aligned LM with both general and CARE’s cultural preference.

The results in Figure 5 show very small differences between the vanilla LM and its aligned version, on benchmarks in both native language and English, suggesting that *cultural alignment does not hinder the model’s overall capabilities*.

4.5 Should we align with only native data?

We analyze the impact of incorporating data about different cultures in the alignment process. To ensure a fair comparison, we select an equal number of samples for each trial. Specifically, we

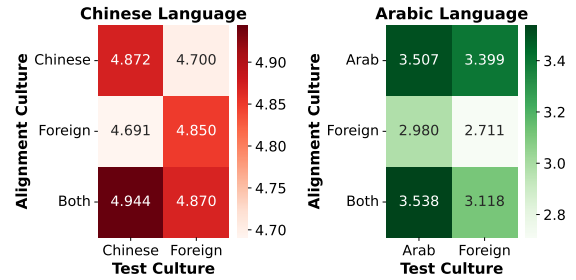


Figure 6: Average scores of Llama3.1-8B-Instruct on native and foreign cultures when aligned using data from native, foreign, or mixed cultures. The highest performance on native culture is achieved when mixing native and foreign samples during alignment.

align Llama3.1-8B-Instruct with 676 Chinese and 546 Arabic pairs sampled from three different contexts in CARE: native (Chinese or Arab) culture, foreign cultures (non-Chinese or non-Arab), and mixed pairs (half native and half foreign).

Results are shown in Figure 6. We find that performance drops on native culture when the model is aligned using only foreign culture samples, but improves when aligned with the same native culture samples (4.69 \rightarrow 4.87 in Chinese and 2.98 \rightarrow 3.50 in Arabic); interestingly, performance is further improved when the model is aligned by combining native and foreign cultural data. This indicates that *expanding geographical coverage in alignment could further enhance cultural awareness*.

Model	Chinese						Arabic					
	Entities	Opinion	Norms	C. sense	Literacy	Average	Entities	Opinion	Norms	C. sense	Literacy	Average
Human Awareness (%)	44%	55%	88%	98%	63%		64%	74%	96%	92%	22%	
Search Engine	5.63	4.53	2.69	2.90	6.53	4.46	5.87	3.11	2.31	2.96	7.19	4.30
Gemma2-27B	5.64	8.33	8.13	6.96	5.73	6.97	6.24	7.76	7.76	6.53	3.50	6.44
Llama3.3-70B	5.82	7.33	7.27	7.06	5.93	6.69	5.79	6.93	7.13	5.86	3.86	5.93
Qwen2.5-72B	8.42	8.96	9.06	8.09	8.53	8.61	7.17	7.56	7.90	7.20	5.25	7.04
Mistral-Large	7.57	8.96	8.24	8.58	6.66	8.01	6.34	7.63	7.70	7.13	4.80	6.72
GPT-4o	8.39	9.43	8.72	9.00	8.06	8.73	7.51	8.66	8.80	7.83	7.37	8.05

Table 4: Average scores on CARE of larger LMs and web content, evaluated by the judge LM across all samples (1: *poor* → 10: *excellent*). “Human Awareness (%)” indicates the percentage of questions for which natives know the correct answer. Qwen2.5 developed by Chinese-based Alibaba excels on Chinese entities, norms, and literacy, while GPT-4o and Mistral-Large are comparably good at opinions and commonsense. For social norms and cultural commonsense, where native humans show high confidence, Google search often returns fewer relevant answers.

5 Prompting LMs for Cultural Awareness

Beyond improving medium-sized LMs with culture-specific human preference, we evaluate the performance of larger LMs and compare with native human familiarity and web-based sources (§5.1). To better understand these differences, we examine the role of querying language (§5.2).

5.1 Main Results

We follow the evaluation setup in §4.1 and assess the larger (> 25B parameters) versions of the evaluated LMs with zero-shot prompting. Table 4 shows the results. Larger models are better for both Chinese and Arabic, with GPT-4o achieving the best overall performance. The more Chinese-centric model Qwen2.5-72B excels in the knowledge about cultural entities (8.42), social norms (9.06), and literacy (8.53) for Chinese; meanwhile, GPT-4o and Mistral-Large are comparably good if not better at offering opinions (9.43 and 8.96) and answering commonsense questions (9.00 and 8.58) about Chinese culture. This is interesting and likely because *cultural commonsense knowledge is often unstated in the native language, while more balanced and thoughtful opinions may be expressed in foreign languages*. To illustrate and test this hypothesis, we conduct further analysis in §5.2.

Human Awareness. To assess human familiarity with the culture-specific questions, we ask native-speaking annotators whether they knew the correct answers without looking them up when presented

with questions from CARE. Table 4 shows the percentages of questions humans could answer immediately with confidence, which are very high for social norms and commonsense knowledge.

Search Engine. To further examine the coverage of cultural knowledge in real-world text, we extract the main content from the top-10 ranked webpages returned by Google¹ and evaluate their quality using the same LM-as-a-judge assessment framework, recording the highest score for each question in the CARE. Results are shown in Table 4. Since retrieved sentences from relevant web pages often fail to answer the questions directly, their scores are generally lower than LMs’ scores.

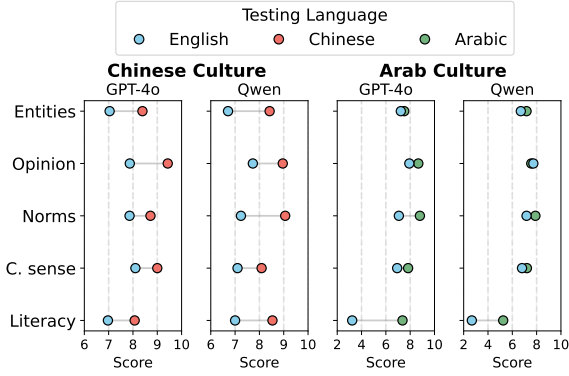
5.2 Cross-lingual Analysis

We translate all questions and responses from CARE that are written in Chinese and Arabic into English to enable cross-lingual evaluation.

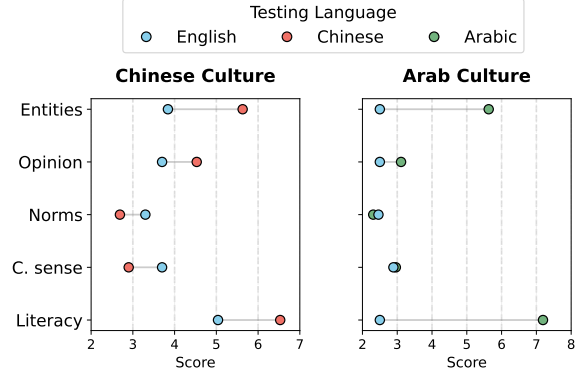
Figure 7a shows that LMs generally perform better on culture-specific questions when prompted in the native languages than in English, but more notably for Chinese than for Arabic. This advantage is also especially obvious for the literacy category, while the gap narrows in categories such as cultural commonsense. A possible explanation is that English corpora contain fewer discussions about Chinese or Arab cultures.

We also examine how language choice impacts search engine results. As shown in Figure 7b, cul-

¹Google programmable search engine API: <https://programmablesearchengine.google.com>



(a) Average scores achieved by Qwen2.5-72B-Instruct and GPT-4o when prompted in native languages versus English.



(b) Average scores of retrieved webpage main content when searching CARE questions in native language versus English.

Figure 7: Performance comparison of cultural awareness in different languages. Comparison between (a) LM performance and (b) retrieved webpage content, showing that native-language questions capture cultural nuances for literacy, opinion, and entities. However, the gaps narrow or sometimes reverse for cultural norms and commonsense.

tural information on entities, opinions, and literacy tends to be of higher quality when retrieved in native languages. Interestingly, this trend reverses for questions related to cultural commonsense and social norms, such as “*In China, does the ticket time indicate when the feature movie starts, or are there trailers played before the main feature?*”, where English searches yield higher-quality content. This aligns with the potential documentation gap mentioned in §5.1, where native speakers often assume everyday cultural knowledge is implicit, whereas non-native speakers are more likely to actively seek out and document it. A similar pattern is observed for Arabic. For a small number of Arabic questions (10% opinion, 14% social norms, 14% commonsense, and 7% literacy), the search engine also failed to return any results. One such example is “*A Jordanian friend mentioned that it’s polite not to open a gift in front of the giver. Is this true?*”.

6 Conclusion

We introduce CARE, a human-written, multilingual resource comprising 2,580 culture-specific questions about Chinese and Arab cultures, along with responses that include human preferences. Through extensive experiments, we investigate that a small amount of high-quality cultural alignment data can improve existing LMs via preference optimization, across different model families and scales. This cultural-specific alignment offers benefits that go beyond generic human preference and proves effective under various prompting setups. Our analyses also reveal gaps in cultural awareness among LMs, native-speaking humans, and search

engines. For example, cultural commonsense is often left implicit in the native language but is more explicitly mentioned in foreign-language content. By releasing CARE, we hope to encourage the development of more inclusive and culturally adaptive LMs.

Limitations

In this work, as we investigate how to improve LMs by aligning with multilingual multicultural human preference data, we also identified a couple of areas for further exploration. First, while filtering the Arabic portion of the Aya dataset, we notice a large number (3,831) of questions centered on Islamic knowledge and religious history. We exclude them, as religion-specific understanding in LMs falls outside the scope of our study that focuses on culture-specific phenomena and factual knowledge, as defined in §3.1. Nonetheless, future research on religious QA or alignment could adopt a similar approach to CARE by collecting preference data from credible religious sources.

Second, LMs may occasionally respond to culture-specific questions in a stereotypical or biased manner, stemming from a lack of cultural understanding. For instance, when asked “*In China, what does the term “laowai” mean when referring to foreigners?*”, LMs often incorrectly interpret the term as disrespectful. In reality, “*laowai*” is typically a neutral descriptor in Chinese, used to denote foreigners without negative connotations. While CARE includes examples that clarify such misunderstandings through human-annotated responses, future studies in cultural red-teaming can further

investigate and address these failure modes.

Acknowledgments

The authors would like to thank Nour Allah El Senary, Jad Matthew Bardawil, Chao Jiang, and Yuming Pan for their help in data annotation; Yao Dou and Xiaofeng Wu for their helpful feedback. We would also like to thank Microsoft’s Azure Accelerate Foundation Models Research Program and NVIDIA’s Academic Grant Program for providing computational resources to support this work. This work was funded in part through a Sony Faculty Innovation Award, and by the NSF under grant number IIS-2144493, IIS-2052498 and SMA-2418946. Any opinions, findings, and conclusions or recommendations expressed in this material are those of the author(s) and do not necessarily reflect the views of the National Science Foundation.

References

- Marwa Abdulhai, Gregory Serapio-Garcia, Clément Crepy, Daria Valter, John Canny, and Natasha Jaques. 2023. Moral foundations of large language models. *arXiv preprint arXiv:2310.15337*.
- Muhammad Farid Adilazuarda, Sagnik Mukherjee, Pradhyumna Lavania, Siddhant Singh, Alham Fikri Aji, Jacki O’Neill, Ashutosh Modi, and Monojit Choudhury. 2024. Towards measuring and modeling "culture" in llms: A survey. *arXiv preprint arXiv:2403.15412*.
- Arash Ahmadian, Beyza Ermis, Seraphina Goldfarb-Tarrant, Julia Kreutzer, Marzieh Fadaee, Sara Hooker, et al. 2024. The multilingual alignment prism: Aligning global and local preferences to reduce harm. *arXiv preprint arXiv:2406.18682*.
- Badr AlKhamissi, Muhammad ElNokrashy, Mai AlKhamissi, and Mona Diab. 2024. Investigating cultural alignment of large language models. *arXiv preprint arXiv:2402.13231*.
- Zaid Alyafeai, Khalid Almubarak, Ahmed Ashraf, Deema Alnuhait, Saied Alshahrani, Gubran AQ Abdulrahman, Gamil Ahmed, Qais Gawah, Zead Saleh, Mustafa Ghaleb, et al. 2024. CIDAR: Culturally relevant instruction dataset for arabic. *arXiv preprint arXiv:2402.03177*.
- Shane Arora, Marzena Karpinska, Hung-Ting Chen, Ipsita Bhattacharjee, Mohit Iyyer, and Eunsol Choi. 2024. CaLMQA: Exploring culturally specific long-form question answering across 23 languages. *arXiv preprint arXiv:2406.17761*.
- Alvaro Bartolome, Gabriel Martin, and Daniel Vila. 2023. Notus. <https://github.com/argilla-io/notus>.
- Yong Cao, Li Zhou, Seolhwa Lee, Laura Cabello, Min Chen, and Daniel Hershcovich. 2023. Assessing cross-cultural alignment between ChatGPT and human societies: An empirical study. *arXiv preprint arXiv:2303.17466*.
- Zhihong Chen, Shuo Yan, Juhao Liang, Feng Jiang, Xiangbo Wu, Fei Yu, Guiming Hardy Chen, Junying Chen, Hongbo Zhang, Li Jianquan, Wan Xiang, and Benyou Wang. 2023. [MultilingualSIFT: Multilingual Supervised Instruction Fine-tuning](#).
- Yu Ying Chiu, Liwei Jiang, Maria Antoniak, Chan Young Park, Shuyue Stella Li, Mehar Bhatia, Sahithya Ravi, Yulia Tsvetkov, Vered Schwartz, and Yejin Choi. 2024a. CulturalTeaming: AI-assisted interactive red-teaming for challenging LLMs’(lack of) multicultural knowledge. *arXiv preprint arXiv:2404.06664*.
- Yu Ying Chiu, Liwei Jiang, Bill Yuchen Lin, Chan Young Park, Shuyue Stella Li, Sahithya Ravi, Mehar Bhatia, Maria Antoniak, Yulia Tsvetkov, Vered Schwartz, et al. 2024b. CulturalBench: a robust, diverse and challenging benchmark on measuring the (lack of) cultural knowledge of LLMs. *arXiv preprint arXiv:2410.02677*.
- Yiming Cui, Ziqing Yang, and Xin Yao. 2023. [Efficient and effective text encoding for chinese llama and alpaca](#). *arXiv preprint arXiv:2304.08177*.
- Abhimanyu Dubey, Abhinav Jauhri, Abhinav Pandey, Abhishek Kadian, Ahmad Al-Dahle, Aiesha Letman, Akhil Mathur, Alan Schelten, Amy Yang, Angela Fan, et al. 2024. The llama 3 herd of models. *arXiv preprint arXiv:2407.21783*.
- Kawin Ethayarajh, Winnie Xu, Niklas Muennighoff, Dan Jurafsky, and Douwe Kiela. 2024. Kto: Model alignment as prospect theoretic optimization. *arXiv preprint arXiv:2402.01306*.
- Christian Haerpfer, Ronald Inglehart, Alejandro Moreno, Christian Welzel, Kseniya Kizilova, Jaime Diez-Medrano, Marta Lagos, Pippa Norris, E Ponarin, and B Puranen. 2021. World values survey: Round seven. *JD Systems Institute & WVSA Secretariat. Data File Version, 2(0)*.
- Dan Hendrycks, Collin Burns, Steven Basart, Andy Zou, Mantas Mazeika, Dawn Song, and Jacob Steinhardt. 2020. Measuring massive multitask language understanding. *arXiv preprint arXiv:2009.03300*.
- Jing Huang and Diyi Yang. 2023. Culturally aware natural language inference. In *Findings of the Association for Computational Linguistics: EMNLP 2023*, pages 7591–7609.
- Amr Keleg and Walid Magdy. 2023. DLAMA: A framework for curating culturally diverse facts for probing the knowledge of pretrained language models. *arXiv preprint arXiv:2306.05076*.

- Hannah Rose Kirk, Alexander Whitefield, Paul Röttger, Andrew Bean, Katerina Margatina, Juan Ciro, Rafael Mosquera, Max Bartolo, Adina Williams, He He, et al. 2024. The prism alignment project: What participatory, representative and individualised human feedback reveals about the subjective and multicultural alignment of large language models. *arXiv preprint arXiv:2404.16019*.
- Aobo Kong, Shiwan Zhao, Hao Chen, Qicheng Li, Yong Qin, Ruiqi Sun, Xin Zhou, Enzhi Wang, and Xiaohang Dong. 2023. Better zero-shot reasoning with role-play prompting. *arXiv preprint arXiv:2308.07702*.
- Fajri Koto, Haonan Li, Sara Shatnawi, Jad Doughman, Abdelrahman Boda Sadallah, Aisha Alraesi, Khalid Almubarak, Zaid Alyafeai, Neha Sengupta, Shady Shehata, et al. 2024. ArabicMMLU: Assessing massive multitask language understanding in arabic. *arXiv preprint arXiv:2402.12840*.
- Woosuk Kwon, Zhuohan Li, Siyuan Zhuang, Ying Sheng, Lianmin Zheng, Cody Hao Yu, Joseph Gonzalez, Hao Zhang, and Ion Stoica. 2023. Efficient memory management for large language model serving with pagedattention. In *Proceedings of the 29th Symposium on Operating Systems Principles*, pages 611–626.
- Cheng Li, Mengzhou Chen, Jindong Wang, Sunayana Sitaram, and Xing Xie. 2024a. Culturellm: Incorporating cultural differences into large language models. *arXiv preprint arXiv:2402.10946*.
- Cheng Li, Damien Teney, Linyi Yang, Qingsong Wen, Xing Xie, and Jindong Wang. 2024b. Culturepark: Boosting cross-cultural understanding in large language models. *arXiv preprint arXiv:2405.15145*.
- Haonan Li, Yixuan Zhang, Fajri Koto, Yifei Yang, Hai Zhao, Yeyun Gong, Nan Duan, and Timothy Baldwin. 2023. CMMLU: Measuring massive multitask language understanding in chinese. *arXiv preprint arXiv:2306.09212*.
- Wing Lian, Bleys Goodson, Eugene Pentland, Austin Cook, Chanvichet Vong, and "Teknium". 2023. OpenOrca: An open dataset of gpt augmented flan reasoning traces. <https://huggingface.co/Open-Orca/OpenOrca>.
- Stephanie Lin, Jacob Hilton, and Owain Evans. 2021. Truthfulqa: Measuring how models mimic human falsehoods. *arXiv preprint arXiv:2109.07958*.
- Chen Cecilia Liu, Iryna Gurevych, and Anna Korhonen. 2024. Culturally aware and adapted NLP: A taxonomy and a survey of the state of the art. *arXiv preprint arXiv:2406.03930*.
- Reem I Masoud, Ziquan Liu, Martin Ferianc, Philip Treleaven, and Miguel Rodrigues. 2023. Cultural alignment in large language models: An explanatory analysis based on hofstede’s cultural dimensions. *arXiv preprint arXiv:2309.12342*.
- Yu Meng, Mengzhou Xia, and Danqi Chen. 2024. Simpo: Simple preference optimization with a reference-free reward. *arXiv preprint arXiv:2405.14734*.
- Basel Mousi, Nadir Durrani, Fatema Ahmad, Md Arid Hasan, Maram Hasanain, Tameem Kabbani, Fahim Dalvi, Shammur Absar Chowdhury, and Firoj Alam. 2024. Aradice: Benchmarks for dialectal and cultural capabilities in llms. *arXiv preprint arXiv:2409.11404*.
- Niklas Muennighoff, Thomas Wang, Lintang Sutawika, Adam Roberts, Stella Biderman, Teven Le Scao, M Saiful Bari, Sheng Shen, Zheng-Xin Yong, Hailey Schoelkopf, et al. 2022. Crosslingual generalization through multitask finetuning. *arXiv preprint arXiv:2211.01786*.
- Tarek Naous, Michael J Ryan, Alan Ritter, and Wei Xu. 2023. Having beer after prayer? measuring cultural bias in large language models. *arXiv preprint arXiv:2305.14456*.
- Tarek Naous, Michael J Ryan, Alan Ritter, and Wei Xu. 2024. Having beer after prayer? measuring cultural bias in large language models. In *Proceedings of the 62nd Annual Meeting of the Association for Computational Linguistics (Volume 1: Long Papers)*, pages 16366–16393, Bangkok, Thailand. Association for Computational Linguistics.
- Tarek Naous and Wei Xu. 2025. On the origin of cultural biases in language models: From pre-training data to linguistic phenomena. *arXiv preprint arXiv:2501.04662*.
- Long Ouyang, Jeffrey Wu, Xu Jiang, Diogo Almeida, Carroll Wainwright, Pamela Mishkin, Chong Zhang, Sandhini Agarwal, Katarina Slama, Alex Ray, et al. 2022. Training language models to follow instructions with human feedback. *Advances in neural information processing systems*, 35:27730–27744.
- Shramay Palta and Rachel Rudinger. 2023. FORK: A bite-sized test set for probing culinary cultural biases in commonsense reasoning models. In *Findings of the Association for Computational Linguistics: ACL 2023*, pages 9952–9962.
- Siddhesh Pawar, Junyeong Park, Jiho Jin, Arnav Arora, Junho Myung, Srishti Yadav, Faiz Ghifari Haznitrana, Inhwa Song, Alice Oh, and Isabelle Augenstein. 2024. Survey of cultural awareness in language models: Text and beyond. *arXiv preprint arXiv:2411.00860*.
- Rafael Rafailov, Archit Sharma, Eric Mitchell, Christopher D Manning, Stefano Ermon, and Chelsea Finn. 2024. Direct preference optimization: Your language model is secretly a reward model. *Advances in Neural Information Processing Systems*, 36.
- Abhinav Rao, Akhila Yerukola, Vishwa Shah, Katharina Reinecke, and Maarten Sap. 2024. Normad: A benchmark for measuring the cultural adaptability of large language models. *arXiv preprint arXiv:2404.12464*.

- Angelika Romanou, Negar Foroutan, Anna Sotnikova, Sree Harsha Nelaturu, Shivalika Singh, Rishabh Maheshwary, Micol Altomare, Zeming Chen, Mohamed A. Haggag, Snegha A, Alfonso Amayuelas, Azril Hafizi Amirudin, Danylo Boiko, Michael Chang, Jenny Chim, Gal Cohen, Aditya Kumar Dalmia, Abraham Diress, Sharad Duwal, Daniil Dzenhaliou, Daniel Fernando Erazo Florez, Fabian Fareastam, Joseph Marvin Imperial, Shayekh Bin Islam, Perttu Isotalo, Maral Jabbarishiviari, Börje F. Karlsson, Eldar Khalilov, Christopher Klamm, Fajri Koto, Dominik Krzemiński, Gabriel Adriano de Melo, Syrielle Montariol, Yiyang Nan, Joel Niklaus, Jekaterina Novikova, Johan Samir Obando Ceron, Debjit Paul, Esther Ploeger, Jebish Purbey, Swati Rajwal, Selvan Sunitha Ravi, Sara Rydell, Roshan Santhosh, Drishti Sharma, Marjana Prifti Skenduli, Arshia Soltani Moakhar, Bardia soltani moakhar, Ayush Kumar Tarun, Azmine Tushik Wasi, Thenuka Ovin Weerasinghe, Serhan Yilmaz, Mike Zhang, Imanol Schlag, Marzieh Fadaee, Sara Hooker, and Antoine Bosselut. 2025. [INCLUDE: Evaluating multilingual language understanding with regional knowledge](#). In *The Thirteenth International Conference on Learning Representations*.
- Rachel Rudinger, Jason Naradowsky, Brian Leonard, and Benjamin Van Durme. 2018. Gender bias in coreference resolution. *arXiv preprint arXiv:1804.09301*.
- Michael J Ryan, William Held, and Diyi Yang. 2024. Unintended impacts of llm alignment on global representation. *arXiv preprint arXiv:2402.15018*.
- Siqi Shen, Lajanugen Logeswaran, Moontae Lee, Honglak Lee, Soujanya Poria, and Rada Mihalcea. 2024. Understanding the capabilities and limitations of large language models for cultural commonsense. *arXiv preprint arXiv:2405.04655*.
- Weiyan Shi, Ryan Li, Yutong Zhang, Caleb Ziems, Raya Horesh, Rogério Abreu de Paula, Diyi Yang, et al. 2024. Culturebank: An online community-driven knowledge base towards culturally aware language technologies. *arXiv preprint arXiv:2404.15238*.
- Shivalika Singh, Freddie Vargus, Daniel Dsouza, Börje F Karlsson, Abinaya Mahendiran, Wei-Yin Ko, Herumb Shandilya, Jay Patel, Deividas Mataciunas, Laura OMahony, et al. 2024. Aya dataset: An open-access collection for multilingual instruction tuning. *arXiv preprint arXiv:2402.06619*.
- Gemma Team, Morgane Riviere, Shreya Pathak, Pier Giuseppe Sessa, Cassidy Hardin, Surya Bhupatiraju, Léonard Hussenot, Thomas Mesnard, Bobak Shahriari, Alexandre Ramé, et al. 2024. Gemma 2: Improving open language models at a practical size. *arXiv preprint arXiv:2408.00118*.
- Wenxuan Wang, Wenxiang Jiao, Jingyuan Huang, Ruyi Dai, Jen-tse Huang, Zhaopeng Tu, and Michael R Lyu. 2023. Not all countries celebrate thanksgiving: On the cultural dominance in large language models. *arXiv preprint arXiv:2310.12481*.
- Jason Wei, Xuezhi Wang, Dale Schuurmans, Maarten Bosma, Fei Xia, Ed Chi, Quoc V Le, Denny Zhou, et al. 2022. Chain-of-thought prompting elicits reasoning in large language models. *Advances in neural information processing systems*, 35:24824–24837.
- Ifeoluwa Wuraola, Nina Dethlefs, and Daniel Marciniak. 2024. Understanding slang with llms: Modelling cross-cultural nuances through paraphrasing. In *Proceedings of the 2024 Conference on Empirical Methods in Natural Language Processing*, pages 15525–15531.
- An Yang, Baosong Yang, Binyuan Hui, Bo Zheng, Bowen Yu, Chang Zhou, Chengpeng Li, Chengyuan Li, Dayiheng Liu, Fei Huang, et al. 2024. Qwen2 technical report. *arXiv preprint arXiv:2407.10671*.
- Da Yin, Hritik Bansal, Masoud Monajatipoor, Lillian Harold Li, and Kai-Wei Chang. 2022. Geomlana: Geo-diverse commonsense probing on multilingual pre-trained language models. *arXiv preprint arXiv:2205.12247*.
- Haolan Zhan, Zhuang Li, Xiaoxi Kang, Tao Feng, Yuncheng Hua, Lizhen Qu, Yi Ying, Mei Rianto Chandra, Kelly Rosalin, Jureynolds Jureynolds, et al. 2024. RENOVI: A benchmark towards remediating norm violations in socio-cultural conversations. *arXiv preprint arXiv:2402.11178*.
- Lianmin Zheng, Wei-Lin Chiang, Ying Sheng, Siyuan Zhuang, Zhanghao Wu, Yonghao Zhuang, Zi Lin, Zhuohan Li, Dacheng Li, Eric Xing, et al. 2023. Judging llm-as-a-judge with mt-bench and chatbot arena. *Advances in Neural Information Processing Systems*, 36:46595–46623.
- Chunting Zhou, Pengfei Liu, Puxin Xu, Srinivasan Iyer, Jiao Sun, Yuning Mao, Xuezhe Ma, Avia Efrat, Ping Yu, Lili Yu, et al. 2024a. Lima: Less is more for alignment. *Advances in Neural Information Processing Systems*, 36.
- Li Zhou, Taelin Karidi, Wanlong Liu, Nicolas Garneau, Yong Cao, Wenyu Chen, Haizhou Li, and Daniel Hershcovich. 2024b. Does mapo tofu contain coffee? probing llms for food-related cultural knowledge. *arXiv preprint arXiv:2404.06833*.

A CARE: Details

A.1 Annotation Details

To construct the question-answer pairs in CARE, we recruited two native Chinese speakers and two native Arabic speakers who are undergraduate students. The annotators were paid at the rate of 16 USD/hour and told that they were helping create and annotate data for improving the cultural awareness of LMs. The detailed annotation guideline for dataset construction is provided in Figures 16 to 20, and the instruction for preference annotation is provided in Figures 14. We also show our rank-and-rate web interface for collecting human cultural preference pairs in Figure 15.

A.2 Statistics

Table 5 shows the detailed statistics for Chinese and Arab culture in CARE across the cultural categories, stratified by the data source. The questions specific to Chinese culture are written in Chinese, while the questions specific to Arab culture are written in Arabic. The culturally-relevant samples obtained from the instruction-tuning dataset mostly fall within the *cultural entities*, *cultural opinion*, or *literacy* categories, while samples obtained from cultural knowledge bases provide more *social norms* and *cultural commonsense* data.

Table 6 shows the detailed statistics for other foreign cultures in CARE for each cultural category. These samples were obtained when filtering the instruction tuning datasets and cultural knowledge bases (§3.1). We wrote these foreign samples in both Chinese and Arabic versions and used them as part of our training set and in our analysis on the impact of the source culture in alignment (§4.5). We also manually collected more samples for social norms and cultural commonsense from online websites to cross 100 samples in each category. We ensured these foreign samples do not include anything relevant to Chinese or Arab cultures.

Table 7 shows the detailed statistics for Chinese and Arabic samples in CARE across the geographic scope. Most samples fall into *nationwide* category, while *sub-nationwide* samples provide insights about more detailed cultural information, *continent-wide* and *worldwide* samples assess understanding between several cultures.

B Implementation Details

DPO Alignment. We perform preference optimization using DPO for 3 epochs until the loss

Role-play Prompt Template

```
You are a native [Chinese/Arab] person, familiar with
[Chinese/Arab] culture and traditions.

{Question}
```

Figure 8: Prompt template for role-play inference. The LM is told to take on the persona of a native [Chinese/Arab] person who is familiar with the culture’s traditions, and then asked the culture-specific {Question}.

CoT Prompt Template

```
You are a helpful assistant.

{Question}

Let's think step by step.
```

Figure 9: Prompt template for CoT inference. We provide the LM with the test question in {Question}, then ask it to think step by step when providing the answer.

converges. Training is done with a batch size of 128 on 4-8 NVIDIA A40 GPUs. We tune the learning rate in the range $\{1e^{-7}, 5e^{-7}, 9e^{-7}\}$ and set beta for DPO as 0.1. The training involves full fine-tuning with 5 warmup steps and employs a linear learning rate scheduler.

LM Inference. For open-sourced LMs, we run inference on 1 NVIDIA A40 GPU with the vLLM library² (Kwon et al., 2023). We perform decoding by setting the following parameters {temperature=0.7, top_p=1}. We limit the context length by setting {max_model_len=2048}. We also limit the number of generated tokens by the models by setting {max_tokens=1024}. For the closed-source GPT-4o LM, we run inference with Azure OpenAI API.

Baselines Prompt Templates. The prompt templates used for our prompting-based baselines (§4.2) are provided in Figure 8 (role-play prompting) and Figure 9 (CoT prompting).

C LM-as-a-Judge

C.1 Evaluation Prompts

We instruct GPT-4o as the judge LM to score a model’s response to culture-specific questions in CARE. For each cultural category, we provide the

²<https://docs.vllm.ai>

Source	Chinese Culture						Arab Culture					
	Entities	Opinion	Norms	Commonsense	Literacy	Total	Entities	Opinion	Norms	Commonsense	Literacy	Total
Instruction Datasets	224	115	3	2	231	575	242	42	8	7	141	440
Cultural Benchmarks	3	5	33	17	2	60	8	12	20	19	2	61
Native Human Curation	26	16	66	82	0	190	0	50	72	74	0	196
Total	253	136	102	101	233	825	250	104	100	100	143	697

Table 5: Statistics per cultural category for questions specific to Arab and Chinese cultures in CARE.

Source	Other Foreign Cultures					
	Entities	Opinion	Norms	Commonsense	Literacy	Total
Instruction Datasets	504	197	68	26	120	915
Cultural Benchmarks	0	0	51	18	0	69
Web Resources	0	0	9	65	0	74
Total	504	197	128	109	120	1058

Table 6: Statistics per cultural category for questions specific to other foreign cultures in CARE.

Language	Chinese	Arabic	Total
<i>Sub-nationwide</i>	66	7	73
<i>Nationwide</i>	1420	675	2095
<i>Continent-wide</i>	99	157	256
<i>Worldwide</i>	133	23	156
Total	1718	862	2580

Table 7: Statistics per geographic scope for questions in CARE.

judge LM with a detailed evaluation guideline, the culture-specific question, the generated response, and the human reference response, and ask it to score the response on the 1-10 scale. Our evaluation prompt templates are provided in Figure 11 (Entities & Opinion), Figure 12 (Norms & Commonsense), and Figure 13 (Literacy).

C.2 Correlation with Human Ratings

Fig 10 shows the rating distribution of GPT-4o and native speakers. We can see a clear correlation between both rating distributions. We also calculate correlation metrics and obtain a Pearson correlation of 0.933, Spearman correlation of 0.901, and Kendall’s Tau correlation of 0.733, all indicating high agreement between the judge LM ratings and human ratings. One difference we notice is that humans tend not to assign extreme ratings (1 or 10), yet the LM judge has a higher frequency of those ratings. This is mostly noticeable at the 9-10 rating range where the LM ratings are more equally distributed between a rating of 9 and 10, but the human ratings mostly consist of 9.

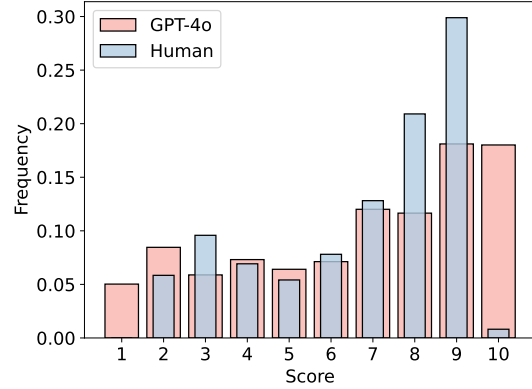


Figure 10: Rating score distributions of the judge LM (GPT-4o) and native human evaluators. The judge LM highly correlates with human ratings.

D Additional Results

D.1 Performance by Geographic Scope

Table 8 shows the results achieved by different LMs when stratified by geographic scope. We find that the models struggle the most with sub-nationwide questions. Most models achieve the best scores on continent-wide or worldwide questions.

D.2 Performance on other cultural tasks

We also evaluate the performance of LMs after cultural alignment with CARE on other cultural tasks using out-of-domain culture-related data. Specifically, we use the Include benchmark (Romanou et al., 2025), as it offers multilingual versions for each culture and employs a multi-choice format, enabling us to assess the robustness of our alignment. From Table 9, we observe that alignment with culture-specific human preference can also benefit the performance on the Include benchmark, indicating the generalization capability of CARE.

E Responsible NLP Checklist

In our work, we ensure that the use of existing artifacts is consistent with their intended use. Specifically, all samples collected for the CARE dataset are sourced from open-sourced datasets, adhering






Model	Chinese				Arabic			
	Sub-nationwide	Nationwide	Continent-wide	Worldwide	Sub-nationwide	Nationwide	Continent-wide	Worldwide
 Gemma2-27B	6.50	7.16	8.19	6.47	4.71	6.73	4.88	6.29
 Llama3.3-70B	6.20	6.92	7.68	5.57	5.14	6.16	4.31	5.50
 Qwen2.5-72B	7.70	8.49	8.60	6.78	7.86	7.62	5.19	8.58
 Mistral-Large	7.42	8.11	8.73	6.70	5.29	7.24	5.31	8.08
 GPT-4o	8.59	8.74	8.72	7.11	7.43	8.15	7.79	8.92

Table 8: Performance comparison w.r.t. geographic scope. Scores are computed on the entire CARE data, including both native culture and foreign culture.





	 Gemma2-9B		 Llama3.1-8B		 Qwen2.5-7B		 Mistral-7B	
	Vanilla	CARE	Vanilla	CARE	Vanilla	CARE	Vanilla	CARE
Include (zh)	57.79	59.44	51.00	54.68	75.22	75.59	40.36	40.73
Include (ar)	57.42	54.71	50.54	51.08	56.15	55.97	35.32	36.95

Table 9: Accuracy (%) on the Include benchmark for Chinese and Arabic subsets, before and after cultural alignment with CARE. Improvements in the Include benchmark can also be observed after alignment with CARE.

strictly to the original access conditions intended for research purposes. We meticulously filter the data to remove any instances of toxic or offensive language and ensure that it does not contain any personally identifiable information. For the artifacts we create, we clearly specify their intended use within research contexts, maintaining compatibility with the original access conditions. We acknowledge the use of GPT-4 for grammar checking and word polishing.

Cultural entities and opinion evaluation

Please serve as an unbiased evaluator and critically assess the quality of the assistant's response to the user's question presented below. When evaluating, focus on the following aspects:

1. ****Accuracy****: Is information in the response factually correct and up-to-date?
2. ****Depth****: Does the response demonstrate a deep understanding of the topic, providing thorough explanations and context?
3. ****Relevance****: Does the response stay focused on the specific question without including unnecessary information?

Begin your evaluation with a brief commentary explaining your judgment on each of these criteria. Aim to be as objective as possible in your assessment.

After providing your commentary, assign a numerical rating to the response on a scale from 1 to 10, where:

- ****1-2****: Poor – The response is highly inaccurate, lacks detail, contains significant incorrect information, and/or includes irrelevant information.
- ****3-4****: Below Average – The response is partially accurate, addresses some parts of the question but lacks detail, and may include irrelevant information.
- ****5-6****: Average – The response is moderately accurate but may contain minor errors, addresses most parts of question with adequate detail, and is mostly relevant.
- ****7-8****: Good – The response is mostly accurate, addresses all parts of the question with good detail, and is relevant with minimal irrelevant information.
- ****9-10****: Excellent – The response is highly accurate, provides comprehensive detail, and contains no irrelevant information.

Please format your rating as follows: "Rating: [[number]]". For example: "Rating: [[6]]".

```
## Question: {question}
## Golden answer: {answer}
## Assistant's response: {response}
```

Figure 11: LM-as-a-judge prompt template for cultural entities and opinion questions.

Social norms and commonsense evaluation

Please serve as a critical evaluator and rigorously assess the quality of the assistant's response to the user's question shown below. When evaluating, prioritize the following stringent criteria:

1. ****Accuracy****: Based on the golden answer, is the information factually correct and representative of real-world cultural context?
2. ****Comprehensiveness****: Does the response provide clear explanations and consider possible nuances or exceptions within the cultural context?
3. ****Relevance****: Is the response perfectly tailored to the specific cultural context, without any generalizations or inaccuracies?

Begin your evaluation with a detailed commentary critically analyzing each of these criteria. Strive to be as objective and discerning as possible in your assessment.

After providing your commentary, assign a numerical rating to the response on a scale from 1 to 10, where:

- ****1-2****: Poor – The response fails to meet basic expectations for accuracy or relevance, showing major misunderstandings or errors.
- ****3-4****: Below Average – The response has substantial inaccuracies or omissions, only partially addressing the user's needs.
- ****5-6****: Average – The response is fairly accurate and relevant but lacks depth, missing important details or subtleties.
- ****7-8****: Good – The response is accurate and covers most aspects well, though it may lack in minor details or perfect contextual alignment.
- ****9-10****: Excellent – The response is outstanding in all respects; it is precise, detailed, fully relevant, and excellently contextualized.

Please format your rating as follows: "Rating: [[number]]". For example: "Rating: [[6]]".

```
## Question: {question}
## Golden Answer: {answer}
## Assistant's response: {response}
```

Figure 12: LM-as-a-judge prompt template for social norms and commonsense questions.

Literacy evaluation

Please serve as a critical evaluator and rigorously assess the quality of the assistant's response to the user's question shown below. When evaluating, prioritize the following stringent criteria:

1. **Accuracy**: Is the information in the response factually correct and contextually appropriate?
2. **Interpretation**: Does the response offer insightful and well-supported interpretations of the literary work or topic?
3. **Textual Evidence**: Does the response appropriately reference and analyze specific parts of the text to support its points when necessary?
4. **Relevance**: Does the response stay focused on specific question without including unnecessary information?

Begin your evaluation with a detailed commentary critically analyzing each of these criteria. Strive to be as objective and discerning as possible in your assessment.

After providing your commentary, assign a numerical rating to the response on a scale from 1 to 10, where:

- **1-2**: Poor – The response fails to meet basic expectations for accuracy or relevance, showing major misunderstandings or errors.
- **3-4**: Below Average – The response has substantial inaccuracies or omissions, only partially addressing the user's needs.
- **5-6**: Average – The response is fairly accurate and relevant but lacks depth, missing important details or subtleties.
- **7-8**: Good – The response is accurate and covers most aspects well, though it may lack in minor details or perfect contextual alignment.
- **9-10**: Excellent – The response is outstanding in all respects; it is precise, detailed, fully relevant, and excellently contextualized.

Please format your rating as follows: "Rating: [[number]]". For example: "Rating: [[6]]".

Question: {question}

Reference Answer: {answer}

Assistant's response: {response}

Figure 13: LM-as-a-judge prompt template for literacy questions.

Instructions

Your task is to rank the responses in order of your preference to its quality and then rate each response on a scale of 1 (poor) to 10(excellent). When scoring, you can think in terms of accuracy, relevance, and level of detail. You shall rely on reference response to make your evaluation.

Basically, if the responses contains wrong information, the score should be lower than 6. If all information in responses is correct, the more useful details it contains, the higher the score shall be.

Scoring details:

- **1-2***: Poor — The response is highly inaccurate, lacks detail, contains significant incorrect information, and/or includes irrelevant information.
- **3-4***: Below Average — The response is partially accurate, addresses some parts of the question but lacks detail, and may include irrelevant information.
- **5-6***: Average — The response is moderately accurate but may contain minor errors, addresses most parts of the question with adequate detail, and is mostly relevant.
- **7-8***: Good — The response is mostly accurate, addresses all parts of the question with good detail, and is relevant with minimal irrelevant information.
- **9-10***: Excellent — The response is highly accurate, provides comprehensive detail, and contains no irrelevant information.

Close

Figure 14: Cultural preference annotation instructions.

View Instructions

Prev

Next

Sentence ID: 37

在中国，吃完饭后可以把筷子插在食物里吗？ 参考答案：在中国，千万不要把筷子插在食物里。因为在葬礼上，筷子通常是插在米饭中的，所以这样做会让人联想到不吉利的事情。

Response

9

不可以。在中国以及其他许多亚洲国家的文化中，将筷子插在饭上是不吉利的行为，尤其是在用餐场合。这种做法让人联想到祭祀祖先时插香的状态，被认为是不尊重的行为。因此，吃完饭后应该将筷子放在筷架上或平放于盘边，而不是插在食物里。

9

在中国，吃完饭后不应该把筷子插在食物里。这样做被认为是不礼貌和不吉利的。因为将筷子直立插在食物中，尤其是插在饭碗里，被视为类似于祭祀时给逝者供奉的香烛，象征死亡和不幸。因此，这种行为在大多数情况下会被视为不尊重他人和不合适的举动。正确的做法是将筷子整齐地放在桌子上的筷子架上，或者平行地放在碗的边缘或盘子的边缘。这样不仅更符合礼仪，也显得更加文明和礼貌。

8

在中国，**不可以**把筷子插在食物里。这是因为这与古代祭祀仪式有关，被认为是不吉利的。插起筷子，看起来像是在“祭奠”食物，可能会让别人觉得你不尊重食物，或者认为你对死者不敬。在用餐时，可以把筷子放在盘子旁边，或者交叉放在餐桌上的筷架上。

7

在中国，把筷子插在食物里被认为是非常不礼貌和不卫生的行为。这被认为是一种不尊重食物和用餐伙伴的表现。因此，如果您在中国用餐，请不要把筷子插在食物里，而应该将它们放在筷子托或碗的边缘。

6

在中国，不建议把筷子插在食物里。

6

不是的，不可以的。

5

在中国，将筷子插在食物中通常被视为不礼貌的行为。这一习俗源于中国古代，也是对先人的尊重，因为在传统的丧葬仪式上会用到插在饭碗里的筷子，象征着祭祀。因此，在家庭聚餐或公共场合，将筷子插在碗中可能会被认为是对在场其他人的不敬。然而，这并非绝对，具体情况还会考虑到文化习俗的地区差异和个人习惯。在一些场合中，如果是为了特殊目的，例如剩饭标记、特殊食物习俗（如在某些地方的生日宴会上插烛台），或者仅仅是个人的饮食习惯，可能插筷子在食物中也不会被视为不礼貌。在任何情况下，如果出于尊重他人和文化习惯，了解并遵守当地的餐桌礼仪是非常重要的。如果你不确定在特定的场合下该怎么做，观察他人的行为并跟随他们的做法通常是个好主意。如果你在国外或其他文化背景的人旁边，了解他们的习俗和习惯也将有助于避免不必要的误解。

4

在中国，将筷子插在吃完的食物里（例如米饭或菜肴）是一种传统做法，特别是在祭祀先人或用餐完毕表示感谢时。这种做法源自古代，象征着“供品”或“祭品”，表达了人们对逝去亲人的尊敬和怀念之情。在家庭聚餐或朋友聚会中，这种行为也是常见的，因为它有助于将剩下的食物与用餐者联系起来，并提醒他们盘中的空缺。然而，值得注意的是，在现代社会，特别是公共场合或正式的商务宴请中，将筷子插在米饭上是一种不太恰当的行为，因为这种做法可能会被视为不礼貌或不卫生的。现代中国人更倾向于使用公勺公筷（公共勺子和公共筷子）来防止疾病传播，所以在这种情况下，将筷子插在食物里是不被推荐的。总之，在私下家庭聚餐或表达对已故亲人的尊敬时，将筷子插在食物里是一种传统习俗，但在公共场合或正式场合，这种行为要适度并审慎对待。

Prev

Next

Figure 15: The interface for annotating culture-specific human preference.

Assumption:

- Native language speakers. Live in the corresponding culture environment for more than 5 years, familiar with native culture background.

Guidelines:

- **Step 1: Filter the culture-related questions and determine what culture it is about. (See table below for examples)**
 - **First, make a binary [Yes/No] decision on whether the question is culture-related.** If Yes, continue the next step; if No (e.g., instruction to summarize a document), skip all the rest of the steps and move to the next question.
 - **Second, make a 3-way classification on the associated culture,** i.e., whether the question is related to [native culture / foreign culture / general]
 - **Third, determine the geographic scope of the question,** i.e., is it about a part of a country, or an entire country, or multiple countries, or about global cultural phenomena?
 - **Lastly, flag any questions that are (a) potentially morally sensitive** (e.g. stereotyping or harmful) that require a careful and thoughtful answer, **or (b) timewise sensitive,** i.e., the answer may change over time depending on when the question is asked.

Dimension	Type	Definition	Bad example	Good example
Culture related	[Yes]	Only people within that culture know / care (institutions, arts, laws, history, social behavior, norms, beliefs, customs, habits, attitudes). Refers to <u>cultural entities</u> (entity only exists in that culture / entity leads to different understandings in different cultures) or <u>phenomena</u> .	Q: <i>What's the population of China?</i> (too general)	Q: <i>Which is China's national bird?</i> (unique understanding about national bird for Chinese culture) A: <i>China's national bird is the red-crowned crane.</i>
	[No] (if select [No], skip all the rest steps)	Any other questions that are not identified as [Yes].		Q: <i>Fill in the numbers according to rules: 2, 12, 30, ()</i> Q: <i>How much water loss in the human body can be life-threatening?</i> Q: <i>What is speech recognition technology?</i> Q: <i>The energy charge of the cell is?</i>

Figure 16: Annotation Guideline (1/5).

Associated Culture	[Native culture]	Questions about native culture.	-	Q: Who are the main characters in Dragon Ball?
	[Foreign culture]	Questions about other specific cultures.	-	Q: Which is China's national bird? A: China's national bird is the red-crowned crane.
	[General culture]	Questions that are not specific to a particular culture.	-	Q: What is the oldest cultural heritage on earth?
Geographic scope	[Subnational]	A particular region, e.g. a city.	-	Q: What is the water basin provided by the waiter to customers in a Guangdong restaurant used for?
	[National]	An entire country.	-	Q: When drinking tea in China, how should people express gratitude after pouring tea to each other?
	[Continent-wide]	Several countries, e.g. Asia.	-	Q: What does thumbs up usually mean in Europe?
	[Worldwide]	Applies universally.	-	Q: What is the oldest religion on earth?
Sensitivity	[Moral]	The question might be about <u>harmful stereotypes</u> .	-	Q: In China, how do you understand when the term "laowai" is used to refer to foreigners? (Some people may think it is negative, but it is not). A: In China, the term "laowai" is often used to refer to foreigners, especially Westerners, and is intended to express cultural differences. Being called "laowai" does not have a derogatory connotation. It is usually a sign of foreigners.
	[Temporal]	The question is time-sensitive since the <u>answer changes with time</u> .	-	Q: What is China's new social pension insurance policy? (timely policy)

• Step 2: Categorize each culture-related question into one of the five sub-categories (this is one of the most important part of the annotation):

Dimension	Type	Definition	Bad example	Good example
	[Cultural Entities]	Objective <u>factual knowledge</u> about cultural entities. Has a unique answer.	Q: What's the population of China? (too general) Q: How many times have Egypt qualified for the world cup? (not culture related)	Q: Who is the founder of Saudi Arabia? (history related) A: Ibn Saud Q: Where is the famous rice wine "Jiafanjiu" produced? (a unique wine in China) A: Jiafanjiu is produced in Zhejiang.
	[Opinion]	<u>Subjective, open-ended</u> questions about cultural entities.	-	Q: What are the main ideas of Confucius? A: Confucius' main thoughts include benevolence, etiquette, filial piety, etc. He emphasized people-oriented and advocated harmony between individuals and society.

Figure 17: Annotation Guideline (2/5).

Cultural category	[Social Norm]	Accepted <u>social interactions, behaviors and norms</u> .	-	<p>Q: <i>In China, is it appropriate to address elders by their first names? (human interactions + people learn intentionally)</i></p> <p>A: <i>In China, it is generally considered impolite to call an older person by their first name. Usually, appropriate titles or titles should be used, such as "Mr.", "Ms.", "teacher", etc., or combined with their position or family status, such as "Manager Wang", "Aunt Li", etc.</i></p>
	[Commonsense]	<u>Everyday phenomenon</u> that people take as granted.	-	<p>Q: <i>Is it necessary to bring your own toilet paper to public places in China? (objective phenomenon, native people do not take special efforts to learn)</i></p> <p>A: <i>In public places in China, especially in some older public toilets, you usually need to bring your own toilet paper. Because free toilet paper is not available in many public restrooms, or if it is available, it may be in limited quantity or of poor quality.</i></p>
	[Literacy]	<u>Cultural literature and language understanding</u> (e.g. proverbs, idioms, slang understanding; understand and critically evaluate cultural products like literature, film, stories and novels)	<p>Q: <i>Translate the following ancient Chinese: xxxxx (this is just a translation task)</i></p> <p>Q: <i>Please explain what "不管三七二十一" (a Chinese proverb that can be used in daily life) means.</i></p> <p>A: <i>This sentence shows that no matter what, regardless of right or wrong.</i></p> <p>Q: <i>What is the image of Cao Zhi in The Romance of the Three Kingdoms? (a traditional Chinese literature)</i></p> <p>A: <i>In "The Romance of the Three Kingdoms", he is described as an intelligent, civilized and military figure. He has won people's respect for his outstanding literary talents and noble qualities.</i></p>	

- Step 3: Adapt filtered samples to the required format, rewrite questions and responses when needed**
 - Goals:
 - All QA pairs should be in the required format: *Question + Answer (both question and answer are free-text written by human, no multi-choice)*
 - Questions** should be direct and clear, i.e. not too general, without any stereotyping
 - Answers** should be comprehensive and provide necessary explanations while avoiding stereotypes
 - Some examples that require (a different amount of) rewriting:
 - Example #1 (change very open-ended questions to be more direct and clear)**

Figure 18: Annotation Guideline (3/5).

- Original Question: What are the customs about footwear in Chinese home settings? (not direct enough)
 - Rewritten Question: Do Chinese people wear outdoor shoes at home? (directly ask about the key point)
 - Answer: In many Chinese households, it's customary to remove outdoor shoes and wear indoor slippers to keep the home clean.
- **Example #2 (improve short answers to be more comprehensive and/or more accurate; add explanations, if applicable. Note that, in many cases, short answers are appropriate and will not need to be re-written)**
- Original Question: What color is the bride's dress at a Chinese wedding?
 - Original Answer: Red.
 - Rewritten Answer: The bride's wedding dress is usually red in traditional Chinese weddings. However, brides may also choose many other colors for their wedding dresses, such as white, pink, and blue. It is not uncommon for brides in China to have two wedding dresses, one in red in the traditional Chinese style and one in white in the Western style.
- **Example #3 (change multi-choice QA to free-text QA)**
- Original multi-choice QA
 - Question: Why is inserting a pair of wooden sticks utilised directly vertically into a bowl of rice considered a faux pas in Chinese culture?
 - Options: A. In China, chopsticks are often inserted into rice at funerals, doing so can be associated with something unlucky; B. It resembles the twin towers which was a tragedy; C. It resembles wooden gates and it invites the spirits of the dead into your house; D. It means you dislike the food you are eating and are insulting the host or chef.
 - Answer: A
 - Rewritten free-text QA (in this case, directly copy the correct choice as the answer, and if needed, slightly improve the answer if you can)
 - Question: Why is it considered a faux pas in Chinese culture to insert a pair of chopsticks vertically into a bowl of rice?
 - Answer: In China, chopsticks are often inserted into rice to be used as graveside gifts or at funerals. Doing so can be associated with something unlucky.
 - Note: the above answer may (or may not) need further re-writing to be better and more natural.
- **Example #4 (another example of changing multi-choice QA to free-text QA)**
- Original multi-choice QA

Figure 19: Annotation Guideline (4/5).

<ul style="list-style-type: none"> ○ Question: In Chinese culture, what is considered impolite to address your boss? Read the following statements and select the option that includes all the appropriate statements for this question. (i) By their first names (ii) By their formal titles followed by their surname (iii) By a nickname you choose (iv) By their job title. ○ Options: A. ii, iii; B. i, iii; C. i, iv; D. i, ii, iii. ○ Answer: B
<ul style="list-style-type: none"> ● Rewritten free-text QA (in this case, need to combine all the correct information within options) <ul style="list-style-type: none"> ○ Question: In Chinese culture, how to politely address your boss? ○ Answer: In Chinese culture, politely address your boss by their formal title followed by their surname or by their job title only. For example, "Manager Wang" or "Manager".
<ul style="list-style-type: none"> ■ Example #5 (another example of changing multi-choice QA to free-text QA) <ul style="list-style-type: none"> ● Original multi-choice QA <ul style="list-style-type: none"> ○ Question: How do Chinese people dry their wet clothes? ○ Options: [Machines / Sun] ○ Answer: Sun ● Rewritten free-text QA (in some cases, need to write out a cohesive answer that incorporates key points among options and add explanations, and avoid stereotyping or overgeneralization) <ul style="list-style-type: none"> ○ Question: In China, is it common to use a clothes drying rack or a balcony at home for drying clothes instead of a dryer? ○ Answer: In China, family clothes-drying habits are affected by many factors, including climate, region, and personal habits. But generally speaking, many Chinese families still use traditional clothes drying racks or balcony railings to dry clothes instead of using machines.
<ul style="list-style-type: none"> ○ Some other examples that are good and do not require rewriting: <ul style="list-style-type: none"> ■ Example #1 (factual or specific questions) <ul style="list-style-type: none"> ● Question: How old is the age of ‘不惑之年’? ● Answer: The age of ‘不惑之年’ is 40 years old. ■ Example #2 (clear question with a complete and precise answer, no gaps or overgeneralization) <ul style="list-style-type: none"> ● Question: Where was Confucius born? ● Answer: Confucius was born in the State of Lu in China (now Qufu City, Shandong Province). ■ Example #3 (answer is accurate and provides cultural context, no need for expansion) <ul style="list-style-type: none"> ● Question: What does the proverb "不塞不流,不止不行" mean? ● Answer: This sentence shows that if Buddhism and Taoism are not blocked, Confucianism cannot be implemented. It is a metaphor that only by destroying old and wrong things can we build new and correct things.

Figure 20: Annotation Guideline (5/5).