

R2VUL: Learning to Reason about Software Vulnerabilities with Reinforcement Learning and Structured Reasoning Distillation

Martin Weyssow^{1*}, Chengran Yang¹, Junkai Chen¹, Ratnadira Widyasari¹, Ting Zhang¹, Huihui Huang¹, Huu Hung Nguyen¹, Yan Naing Tun¹, Tan Bui¹, Yikun Li¹, Ang Han Wei², Frank Liauw², Eng Lieh Ouh¹, Lwin Khin Shar¹, David Lo¹

¹Singapore Management University

²GovTech Singapore

mweyssow@smu.edu.sg

Abstract

Large language models (LLMs) have shown promising performance in software vulnerability detection, yet their reasoning capabilities remain unreliable. We propose R2VUL, a method that combines reinforcement learning from AI feedback (RLAIF) and structured reasoning distillation to teach small code LLMs to detect vulnerabilities while generating security-aware explanations. Unlike prior chain-of-thought and instruction tuning approaches, R2VUL rewards well-founded over deceptively plausible vulnerability explanations through RLAIF, which results in more precise detection and high-quality reasoning generation. To support RLAIF, we construct the first multilingual preference dataset for vulnerability detection, comprising 18,000 high-quality samples in C#, JavaScript, Java, Python, and C. We evaluate R2VUL across five programming languages and against four static analysis tools, eight state-of-the-art LLM-based baselines, and various fine-tuning approaches. Our results demonstrate that a 1.5B R2VUL model exceeds the performance of its 32B teacher model and leading commercial LLMs such as Claude-4-Opus. Furthermore, we introduce a lightweight calibration step that reduces false positive rates under varying imbalanced data distributions. Finally, through qualitative analysis, we show that both LLM and human evaluators consistently rank R2VUL model's reasoning higher than other reasoning-based baselines.

Code — <https://github.com/martin-vey/R2Vul>

1 Introduction

Vulnerability detection (VD) is core to software security: it requires identifying insecure code constructs, reasoning about their mechanisms, and confirming the absence of flaws in safe code. Large language models (LLMs) have demonstrated great zero-shot reasoning capabilities in language (Wei et al. 2022; Zhou et al. 2022; Kojima et al. 2022; Guo et al. 2025), math (Luo et al. 2023; Shao et al. 2024), and code generation (Jiang et al. 2024a; Li et al. 2025). However, applying zero-shot and chain-of-thought (CoT) strategies for VD has proven disappointing, with CoT explanations often shallow or wrong (Ullah et al. 2023; Steenhoek et al. 2024), while detection accuracy remains low (Ding

et al. 2024; Nong et al. 2024; Zhang et al. 2024a). Vulnerability detection differs from code generation as it demands a binary judgement, i.e., *vulnerable vs. safe*, an inductive bias absent from generic pre-training and instruction tuning, making additional fine-tuning essential. Sequence classification fine-tuning (CLS) has long been applied in VD (Shestov et al. 2024; Chan et al. 2023; Lu et al. 2021), but comes at the cost of interpretability. The absence of any explanatory signal prevents users from trusting or debugging the prediction (Doshi-Velez and Kim 2017). Alternatively, recent studies have explored supervised fine-tuning (SFT) to train LLMs to generate explanations alongside predicted labels (Du et al. 2024a; Yusuf and Jiang 2024; Yang et al. 2024; Mao et al. 2024).

Inspired by the success of reinforcement learning from AI feedback (RLAIF) in NLP (Rafailov et al. 2023; Tunstall et al. 2023) and code generation (Weyssow et al. 2024; Zhang et al. 2024b), we introduce R2VUL, a novel approach that applies preference alignment to VD. Instead of training solely on positive reasoning paths as SFT does, we distill a preference policy into a small student LLM by contrasting *valid* and *flawed* reasoning generated by a strong teacher LLM. This additional contrastive signal explicitly teaches the student not only to generate good explanations but also to recognise and reject misleading ones, which results in higher detection accuracy than SFT. To enable RLAIF, we contribute the first high-quality multilingual preference dataset for function-level VD by mining thousands of vulnerability-fixing commits (VFCs) from the National Vulnerability Database (NVD) across five languages: C#, JavaScript, Java, Python, and C. For every vulnerable function, we prompt a teacher LLM to produce a *structured reasoning* that highlights faulty code constructs, discusses the vulnerability mechanisms and their impact, and contextualizes it with CWE/CVE¹ context. For safe functions, the teacher generates a reasoning that analyzes code safety and confirms the absence of common vulnerabilities. For every function, we then flip its label to generate a parallel flawed reasoning to supply contrastive reasoning pairs for RLAIF.

We validate our approach through extensive evaluation. We fine-tune Qwen2.5-Coder-Instruct (Hui et al. 2024) stu-

*Corresponding author.

¹CWE: Common Weaknesses Enumeration; CVE: Common Vulnerabilities and Exposures

dents at 0.5B, 1.5B, and 7B parameters and compare them with (1) four commercial static application security testing (SAST) tools, (2) CoT, CLS, and SFT applied on the same models, (3) MSIVD (Du et al. 2024a) and VulLLM (Yang et al. 2024), two state-of-the-art reasoning models for VD, and (4) leading proprietary LLMs (GPT-4o, GPT-4.1, Claude-4-Opus, and Claude-4-Sonnet). Across five languages, the 1.5B R2VUL model significantly boosts absolute macro-F₁ by 5 percentage points over the strongest SFT baseline (74% → 81%), surpasses its 32B teacher, and even outperforms all proprietary LLMs. Moreover, R2VUL scales smoothly with more data: its macro-F₁ rises from 73.4% at 25% of the training set to 81% at full scale, while SFT plateaus at around 74% across data regimes. Under extreme class imbalance, R2VUL yields far fewer false positives than SFT, and after applying a lightweight threshold calibration, it drives false positive rates down while incurring only a modest recall loss. Finally, we show that GPT-4o, Claude-3.5-Sonnet, and two security experts prefer R2VUL’s explanations over CoT and MSIVD in up to 94% of a 100-sample qualitative set.

In summary, our contributions are the following:

- **R2VUL: A novel preference tuning approach for VD.** We apply RLAIIF to distil a *valid* vs. *flawed* reasoning preference signal from a teacher LLM into small student LLMs, markedly improving both detection accuracy and reasoning capabilities.
- **High-quality multilingual preference dataset.** We release an 18k-sample corpus spanning C#, JavaScript, Java, Python, and C that pairs high-confidence labels with contrastive structured reasoning to enable preference alignment for VD.
- **Comprehensive comparative study.** Across five languages and three model sizes (0.5B, 1.5B, and 7B), R2VUL outperforms SAST tools, CoT, CLS, SFT, MSIVD, VulLLM, and commercial LLMs; scales smoothly with data; remains robust under severe class imbalance after lightweight calibration; and produces explanations preferred by both LLM and human judges.

2 Related Work

2.1 Reasoning and Instruction Tuning for VD

Prompt-based approaches. Early work applied chain-of-thought (CoT) prompting to general-purpose LLMs such as GPT-4, but found the resulting explanations often unfaithful, resulting in limited detection accuracy (Ullah et al. 2023; Nong et al. 2024; Ding et al. 2024). Retrieval-augmented generation (RAG) mitigates this by injecting external security artefacts at inference time (Du et al. 2024b; Wu et al. 2024; Sun et al. 2024). Unfortunately, none of these RAG studies release a replication package, making a rigorous comparison difficult.

Fine-tuning approaches. Yusuf and Jiang (2024) applied supervised fine-tuning (SFT) but lacked structured reasoning and did not address cross-lingual generalization. More sophisticated SFT approaches, including MSIVD (Du et al. 2024a) and VulLLM (Yang et al. 2024), jointly

train LLMs to detect and explain vulnerabilities, while LLMVulExp (Mao et al. 2024) focuses on explanation quality. However, all three prior works are confined to C/C++.

Our contribution. We introduce R2VUL, the first RLAIIF-based method for VD, pairing every function with a valid and a flawed structured reasoning and optimising with preference alignment. This teaches the model to prefer well-founded over misleading reasoning. R2VUL requires no retrieval at inference time, supports five programming languages, and retains strong performance even in a 0.5B-parameter variant. Our experiments reveal that R2VUL outperforms strong prior approaches and models like MSIVD, VulLLM, CodeBERT, and leading commercial LLMs such as GPT-4.1 and Claude-4-Opus on all five languages.

2.2 VD Datasets

Label noise remains a major obstacle for training reliable VD models. As reported by Li et al. (2024), widely used datasets such as BigVul (Fan et al. 2020), CrossVul (Nikitopoulos et al. 2021), CVEFixes (Bhandari, Naseer, and Moonen 2021), and DiverseVul (Chen et al. 2023) exhibit low label correctness of 25%, 47.8%, 51.7%, and 60%, respectively. More recent datasets like SVEN (He and Vechev 2023) and PrimeVul (Ding et al. 2024) achieve higher correctness of 94% and 92%, but are either small or restricted to C/C++. CleanVul (Li et al. 2024) offers both scale and quality, yet omits CVE/CWE links, which are required for generating our security-grounded structured reasoning. We therefore curate an 18,000 samples preference dataset covering five languages with explicit CWE/CVE metadata and paired *valid-flawed* reasoning, providing the high-confidence supervision needed for RLAIIF in R2VUL with label correctness as high as 93%.

3 R2VUL: Structured Reasoning Distillation

Our goal is to train a small code LLM that (i) accurately detects software vulnerabilities and (ii) justifies its predictions with sound, security-aware reasoning. We target function-level (intraprocedural) detection and leave interprocedural reasoning to future work. Following prior work on alignment via AI feedback (Tunstall et al. 2023; Weyssow et al. 2024; Zhang et al. 2024b), we assume access to a larger teacher model and proceed in two stages, shown in Figure 1: (1) structured reasoning generation, and (2) reasoning distillation with RLAIIF.

3.1 Structured Reasoning Generation

Given a labeled dataset $\mathcal{D} = \{(x_i, y_i)\}_{i=1}^N$ of functions x_i with vulnerability labels $y_i \in \{\text{Vuln}, \text{Safe}\}$, we prompt the teacher model with class-specific templates to produce two reasoning paths per sample:

- Valid reasoning r_i^+ , conditioned on the true label y_i .
- Flawed reasoning r_i^- , obtained by swapping the label y_i .

This yields our *reasoning-augmented preference dataset* $\mathcal{D} = \{(x_i, y_i, r_i^+, r_i^-)\}_{i=1}^N$. For example, if a function is

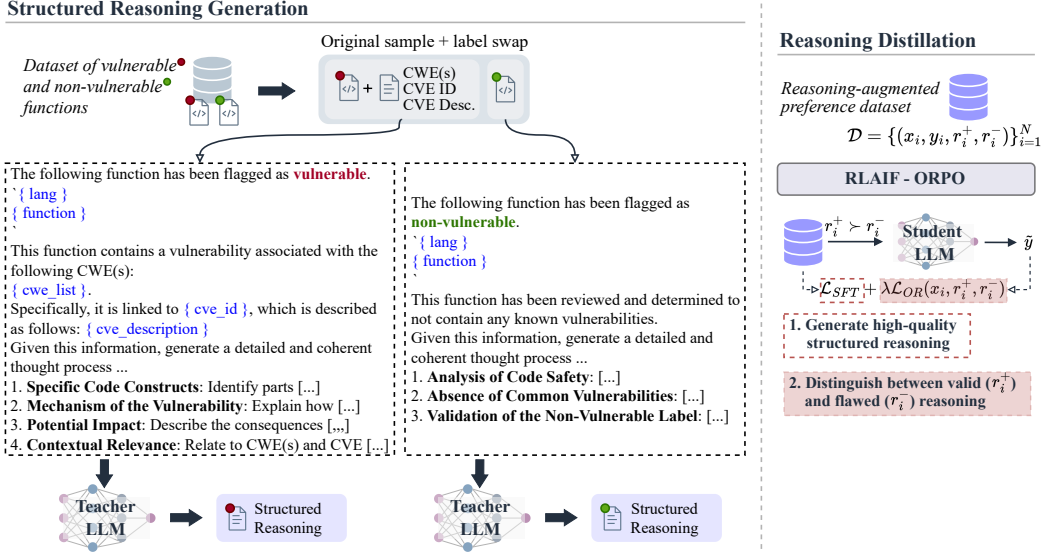


Figure 1: Overview of R2VUL. A teacher LLM produces *valid* reasoning r_i^+ using the true sample’s label and *flawed* reasoning r_i^- via label swap. Preference tuning (RLAIF) using ORPO (Hong, Lee, and Thorne 2024) to distill the reasoning-augmented dataset into a student LLM is applied.

truly vulnerable, r_i^- asserts the code is safe and offers superficially plausible yet incorrect justifications. By pairing each function with both a correct and an incorrect explanation, we create direct contrastive supervision that is ideal for preference tuning. Because we tailor class-specific templates for the vulnerable and safe labels, the resulting reasoning paths contrast sharply in their content while following a clear, structured format.

Figure 1 shows excerpts of the prompt templates we use to elicit both r_i^+ and r_i^- (see Appendix A.7 for full prompts). For vulnerable cases, the teacher LLM receives the function x_i , linked CWE list, and CVE metadata to ground its reasoning in a security-specific context rather than solely relying on code cues. The reasoning is structured into four parts: identifying relevant code constructs, explaining the vulnerability mechanism, assessing potential impact, and linking the issue to the given CWEs and CVE identifier. For non-vulnerable cases, the reasoning highlights safe coding practices, the absence of known issues, and justification for the non-vulnerable label.

3.2 Reasoning Distillation with RLAIF

We fine-tune a student LLM with RLAIF using ORPO (Hong, Lee, and Thorne 2024). ORPO combines a standard supervised fine-tuning (SFT) term with a single contrastive odds-ratio loss, achieving performance superior or comparable to methods such as PPO (Ziegler et al. 2019) or DPO (Rafailov et al. 2024) while remaining simpler to implement and cheaper to train.

For each sample (x_i, r_i^+, r_i^-) , we construct a preference pair $(x_i; r_i^+ \succ r_i^-)$, where r_i^+ is the valid reasoning and r_i^- its label-flipped counterpart. ORPO optimises a weighted

sum of an SFT loss and an odds-ratio (OR) preference term:

$$\mathcal{L}_{\text{ORPO}} = \mathcal{L}_{\text{SFT}}(x, r^+; \theta) + \lambda \mathcal{L}_{\text{OR}}(x, r^+, r^-; \theta), \quad (1)$$

where

$$\mathcal{L}_{\text{SFT}} = -\frac{1}{n} \sum_{i=1}^n \log P(r_i^+ | x_i; \theta) \quad (2)$$

$$\mathcal{L}_{\text{OR}} = -\frac{1}{n} \sum_{i=1}^n \log \sigma \left(\log \frac{\text{odds}_{\theta}(r_i^+ | x_i)}{\text{odds}_{\theta}(r_i^- | x_i)} \right). \quad (3)$$

The SFT term teaches the model to generate valid reasoning while the odds-ratio term raises the log-odds of selecting r_i^+ over r_i^- , encouraging the student to favour well-founded explanations and suppress misleading ones.

While prior work explored preference tuning in NLP (Tunstall et al. 2023; Bai et al. 2022; Casper et al. 2023) and code generation (Zhang et al. 2024b; Weyssow et al. 2024; Wei et al. 2024), our work is the first to explore RLAIF with structured distillation for VD, addressing a novel domain-specific challenge.

4 Experimental Setup

Preference Dataset. Existing VD corpora are either small-scale (Nikitopoulos et al. 2021; Li et al. 2023; Bui, Scandariato, and Ferreyra 2022) or heavily skewed toward C/C++ (Ding et al. 2024; Fan et al. 2020), limiting cross-language generalization. We therefore curate a new multilingual preference dataset covering five languages, i.e., C#, JavaScript, Java, Python, and C, by mining vulnerability-fixing commits (VFCs) linked to CVEs published in the National Vulnerability Database (NVD). Our dataset creation is guided by three key considerations.

1. **Label noise.** Functions changed in a VFC are initially labeled using the common heuristic “pre-commit=Vuln, post-commit=Safe”, but this heuristic results in substantial label noise given that not all functions changed in a VFC are related to a vulnerability (Wang et al. 2024; Li et al. 2024). We re-annotate all function pairs with GPT-4o and only retain those that the model judges directly related to the linked CVE and CWE(s).
2. **Label quality.** To ensure label correctness, we perform a manual sanity check on 100 random samples, resulting in a 93% label correctness, exceeding prior VD datasets such as PrimeVul (92%) (Ding et al. 2024), BigVul (25%) (Fan et al. 2020), DiverseVul (60%) (Chen et al. 2023), and CVEFixes (51.7%) (Bhandari, Naseer, and Moonen 2021) as reported in prior studies (Li et al. 2024; Ding et al. 2024; Chen et al. 2023).
3. **Balanced and imbalanced splits.** To prevent overfitting on VFC paired functions, we replace fixed functions with unrelated non-vulnerable functions. We opt for a balanced dataset following prior work (Du et al. 2024a; Yusuf and Jiang 2024; Mao et al. 2024) to ensure a fair evaluation of all methods. We stratify the corpus into 80/10/10 train/val/test splits while preserving language ratios. We also experiment with various class imbalance ratios to assess the robustness of our approach.

For every function, we generate a valid and a flawed reasoning trace with Qwen2.5-Coder-32B-Instruct (Hui et al. 2024) as teacher model following our approach described in Section 3.1. Overall, our corpus is the first large-scale, multilingual dataset comprising 18,000 samples that pairs high-confidence vulnerability labels with contrastive structured reasoning. Full statistics and collection details appear in Appendix A.1.

External Test Set. To further assess generalization of our approach, we create an independent Java benchmark derived from 768 manually labeled VFCs originating from various sources, e.g., NVD, Debian, Red Hat Bugzilla, from a prior study (Li et al. 2023). We first remove any commit or CVE that overlaps with our training data to avoid leakage, then extract the modified functions and keep the pre-commit version as the candidate vulnerable sample. Two authors with security expertise individually verify each candidate, yielding 53 high-confidence vulnerable functions where both experts show agreement. We pair these with 53 non-vulnerable Java functions randomly drawn from our own test split to form a balanced 106-function test set.

Baselines. We compare R2VUL against four classes of methods widely used in recent VD research. (1) *Static application security testing (SAST) tools*: we run the rule-based industry analyzers Semgrep, SonarQube, Fortify, and TeamScale, following prior comparative studies (Arusoaie et al. 2017; Kaur and Nayyar 2020; Zhou et al. 2024b). (2) *Sequence classification fine-tuning (CLS)*: we fine-tune the model with a linear classifier as output layer (Fu and Tantithamthavorn 2022; Zhou et al. 2024a). (3) *Chain-of-thought (CoT)*: the model is prompted to think step-by-step (Steenhoek et al. 2024; Jiang et al. 2024b; Nong

et al. 2024; Ding et al. 2024; Zhang et al. 2024a). (4) *Supervised fine-tuning (SFT)*: we implement SFT following prior work (Du et al. 2024a; Yusuf and Jiang 2024; Yang et al. 2024; Mao et al. 2024) by training our student LLMs on valid structured reasoning. We also evaluate MSIVD (Yang et al. 2024) and VulLLM (Du et al. 2024a), two state-of-the-art reasoning models, based on CodeLlama-13B and instruction-tuned for detection, localisation, and explanation on C/C++. MSIVD emits explanations at inference, whereas VulLLM outputs labels only. We also include CodeBERT (Feng et al. 2020) with CLS, a strong baseline for vulnerability detection (Fu and Tantithamthavorn 2022; Zhou et al. 2024a; Chen et al. 2023).

Teacher and Student LLMs. We adopt Qwen2.5-Coder-32B-Instruct (Hui et al. 2024) as the teacher and use its 0.5B, 1.5B, and 7B variants as student models. These models achieve strong results on EvalPlus (Liu et al. 2024) and BigCodeBench (Zhuo et al. 2024) and have shown promise for vulnerability-related reasoning. We benchmark R2VUL, SFT, CLS, and CoT on each student size to quantify the effect of model scaling.

Metrics. We use macro- F_1 , precision, recall, false positives (FPs), and false positive rate (FPR) as main metrics.

Model Calibration. For experiments on model calibration, we estimate R2VUL model’s confidence by comparing how likely it is to generate the first tokens of the vulnerable versus safe reasoning template. Given the input prompt x , we prepend two class-specific prefixes and compute their conditional log-likelihoods:

Vulnerable template	Specific Code Constructs:
Safe template	Analysis of Code Safety:

For each template $t \in \{V, S\}$, we let $\ell_t = \frac{1}{|t|} \sum_j \log P_\theta(w_j \mid x, t_{<j})$, the length-normalised log probability assigned by the model. We define the log-odds margin $\Delta = \ell_V - \ell_S$ and convert it to a confidence score with a logistic mapping:

$$\text{conf}(x) = \sigma(\Delta) = \frac{1}{1 + \exp(-\Delta)}.$$

A function is predicted vulnerable if $\text{conf}(x) \geq \tau$ (calibration threshold).

Implementation Details. See Appendix A.2.

5 Results and Analysis

5.1 Main Results

We report the F_1 scores for five programming languages in Table 1 and the macro- F_1 . We provide the complete Precision/Recall/ F_1 table in Appendix A.3.

R2VUL vs. SAST and LLM Baselines. We observe that all SAST tools perform poorly on the three tested languages. TeamScale scores higher than other tools, but it often reaches 100% FPR (see Appendix A.3), thereby rendering it unusable in practice. Next, VulLLM (Du et al. 2024a) and MSIVD (Yang et al. 2024) average only 60.48% and 66.28%

Model	C#	JavaScript	Java	Python	C	Macro-F ₁
<i>SAST</i>						
Semgrep	0.0	13.78	3.92	–	–	5.90
SonarQube	0.0	5.26	2.57	–	–	2.61
Fortify	26.67	19.14	23.19	–	–	23.00
Teamscale	68.68	67.52	60.33	–	–	65.51
<i>LLM baselines</i>						
VulLLM-CL-13B	62.50	59.85	67.44	63.96	48.63	60.48
MSIVD-CL-13B	67.65	66.04	66.25	66.09	65.36	66.28
CodeBERT / CLS	76.00	71.43	75.60	64.52	70.00	71.51
Claude-Sonnet-4	77.19	64.77	69.21	68.78	64.79	68.95
Claude-Opus-4	70.59	65.50	72.39	71.07	66.40	69.19
GPT-4o	54.17	60.00	67.20	64.12	55.06	60.31
GPT-4.1	63.41	55.38	72.00	59.15	58.18	61.62
<i>Teacher / Student LLMs</i>						
Qwen2.5-32B / CoT ¹	74.54	60.52	73.83	67.29	56.20	66.48
Qwen2.5-0.5B / CLS	69.77	64.65	78.83	70.76	73.45	71.49
Qwen2.5-0.5B / SFT ¹	80.83	71.11	79.67	74.14	71.42	75.43
Qwen2.5-0.5B / R2VUL¹	82.80	74.60[†]	85.06[†]	74.37	74.94[†]	78.35[†]
Qwen2.5-1.5B / CLS	73.91	61.54	78.96	72.57	73.89	72.17
Qwen2.5-1.5B / SFT ¹	86.28	68.91	81.30	72.80	70.73	76.00
Qwen2.5-1.5B / R2VUL¹	88.89	73.42[†]	86.13[†]	79.64[†]	77.05[†]	81.03[†]
Qwen2.5-7B / CLS	80.85	67.62	81.71	73.85	73.85	75.58
Qwen2.5-7B / SFT ¹	73.32	70.58	82.36	75.57	71.87	74.74
Qwen2.5-7B / R2VUL¹	86.96[†]	76.90[†]	88.05	78.26[†]	77.20[†]	81.47[†]

¹ Scores are averaged over three runs using identical seeds.

Qwen2.5 models refer to Qwen2.5-Coder-Instruct variants.

Table 1: F₁ scores (%) for five programming languages. † denote significant improvement of R2VUL over the corresponding SFT baseline ($p < 0.05$, paired bootstrap, 10k replicas).

macro-F₁ despite explicitly being tuned for vulnerability detection. On the other hand, OpenAI’s LLMs (GPT-4o and GPT-4.1) perform even worse, whereas Anthropic’s Claude models (Claude-Sonnet-4 and Claude-Opus-4) reach higher performance. This finding aligns with prior work that found limited CoT reasoning capabilities in leading commercial LLMs for VD (Ding et al. 2024; Nong et al. 2024; Zhang et al. 2024a). Regardless, amongst LLM baselines, CodeBERT fine-tuned using CLS on our training dataset scores the highest (71.51%) and surpasses all powerful commercial LLMs.

As shown in Table 1, all variants of R2VUL significantly outperform the best LLM baseline (CodeBERT) across languages, with 9.56%, 13.31%, and 13.93% relative improvements in macro-F₁ for the 0.5B, 1.5B, and 7B models, respectively. While fine-tuning CodeBERT with CLS already demonstrates that adapting small models to our downstream task is more beneficial than relying on advanced commercial reasoning LLMs, R2VUL further amplifies this advantage thanks to preference tuning.

R2VUL vs. CLS, SFT, and Teacher LLM. Our teacher LLM (Qwen2.5-32B) using CoT outperforms GPT-4o and GPT-4.1, and closely approaches Claude-Sonnet-4’s performance. Nonetheless, all R2VUL models substantially out-

perform the teacher, highlighting the effectiveness of knowledge distillation and the success of our approach in specialising small models for VD. Across model scales, R2VUL surpasses CLS and SFT for all languages and on average. To assess statistical robustness, we performed paired bootstrap tests between each R2VUL and SFT variants ($p < 0.05$, with 10k resamples; see Appendix A.3 for details). We observe that all improvements in macro-F₁ achieved by R2VUL are statistically significant compared to their SFT counterparts. For example, the 1.5B model outperforms SFT by 5.03 absolute points in macro-F₁ (76.00 vs. 81.03). Furthermore, the R2VUL 1.5B and 7B models show significant gains across four out of five languages compared to SFT. These performance gaps underscore the benefit of incorporating an additional preference signal during fine-tuning. Finally, we note a clear upward trend in performance with increasing model scale. Moreover, the narrow gaps between the 1.5B (81.03%) and 7B (81.47%) variants demonstrate the ability of our approach to obtain a highly effective LLM for VD even at a moderate scale.²

²For the remainder of our experiments, we focus on the 1.5B R2VUL variant to further study the capabilities of a small model in VD.

Method	Precision	Recall	F ₁
CLS	74.42	60.38	66.67
SFT	73.86	90.57	81.36
R2VUL	80.65[†]	94.34	86.96[†]

Table 2: Performance of Qwen2.5-1.5B on the external Java test set. [†] denotes significant improvement of R2VUL over SFT ($p < 0.05$, paired bootstrap, 10k replicas).

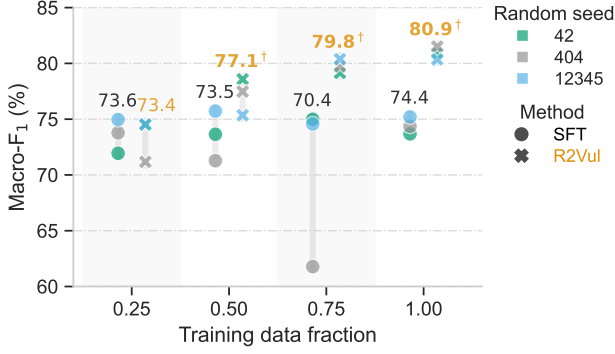


Figure 2: Macro-F₁ scores (%) for Qwen2.5-1.5B fine-tuned with SFT and R2VUL at four training data fractions and three random seeds. Scores in black and orange mark the seed-averaged F₁ for SFT and R2VUL, respectively. [†] denotes significant improvement of R2VUL over SFT ($p < 0.05$, paired bootstrap, 10k replicas).

Generalization to External Test Set. We compare the performance of R2VUL, SFT, and CLS on an external and manually-labelled Java test set in Table 2. This test set is complementary to ours as it originates from other data sources. For R2VUL and SFT, we average the metrics across three runs using an identical seed and assess statistical significance using paired bootstrap tests ($p < 0.05$, 10k resamples). The results show that R2VUL outperforms both baselines in terms of Precision, Recall, and F₁, highlighting its generalization to another test set distribution.

5.2 Data Ablation Study

To quantify data scaling behaviour, we fine-tuned Qwen2.5-1.5B on four fractions of our preference dataset (25%, 50%, 75%, and 100%) using both SFT and R2VUL. We repeated each fine-tuning with three random seeds to mitigate variance. Figure 2 presents the resulting macro-F₁ scores across data fractions and seeds for both approaches. Highlighted numbers refer to the seed-average F₁ scores (black: SFT, orange: R2VUL).

We observe that R2VUL’s performance improves steadily as more training data becomes available. Although the gains from 75% to 100% narrow, this trend suggests that additional data could still yield further improvements. These findings align with prior studies on RLHF, which reported similar data scaling trends (Bai et al. 2022; Hou et al. 2024). At low data regime (25%), SFT performs on par

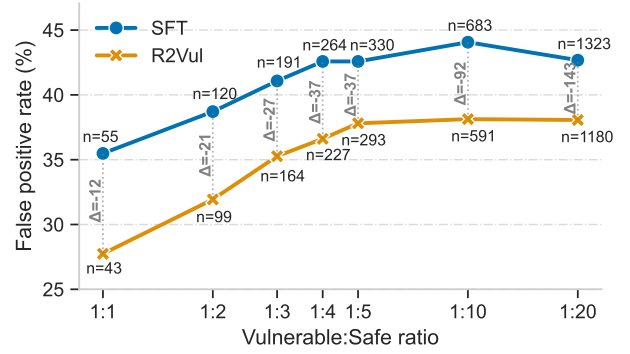


Figure 3: False positive rates (%) of Qwen2.5-1.5B fine-tuned with SFT and R2Vul at various class imbalance ratios on our Python test set. The number of corresponding false positives are highlighted at each ratio.

with R2VUL, but its performance stagnates as more data is added, which suggests potential early overfitting. In contrast, the combination of SFT loss and rewarding valid over flawed reasoning enables R2VUL’s performance to scale with more data. Across all other data regimes, R2VUL significantly outperforms SFT. At 100% of the training data, SFT achieves 74.4% macro-F₁, while R2VUL reaches 80.9%. These scores represent relative improvements in macro-F₁ of 1% for SFT and 11.74% for R2VUL compared to their respective performances at 25% of the training data.

5.3 Class Imbalance Impact

In real-world settings, vulnerability detection systems face highly imbalanced data distributions, where non-vulnerable functions vastly outnumber vulnerable ones. Moreover, prior studies have shown that high false positive rates (FPRs) are a key reason why practitioners avoid using program analysis tools (Johnson et al. 2013; Imtiaz et al. 2019). To investigate the robustness of R2VUL under such conditions, we evaluate its performance across varying levels of class imbalance. We focus our experiments on our Python test set and report our results in Figure 3. We select Python for its high popularity in open-source projects and report similar findings on Java in Appendix A.5.

Evidence shows R2VUL’s higher robustness compared to SFT across all class imbalance ratios. For instance, under balanced conditions (1:1), SFT produces 35.48% FPs, while R2VUL yields 27.74%, corresponding to a 28% relative reduction. As the imbalance increases, FPRs for both methods plateau beyond a 1:5 ratio, with R2VUL consistently maintaining a lower rate. Despite R2VUL’s clear advantage over SFT, we observe that both methods produce a considerable number of FPs, especially under high class imbalance.

5.4 Model Calibration

To address the high FPRs observed under class imbalance, we apply a simple yet effective calibration technique by adjusting the decision threshold of R2VUL at inference (see Section 4).

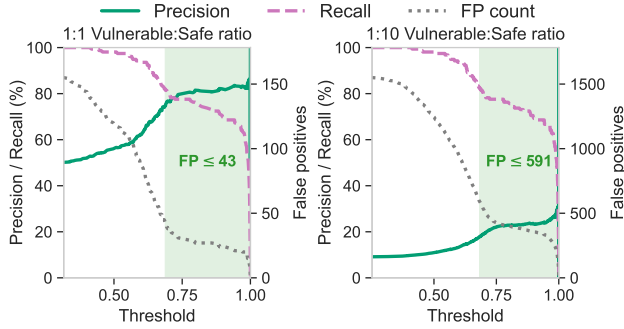


Figure 4: Effect of calibration thresholds on the precision, recall, and false positive (FP) counts of R2Vul (1.5B) on our Python test set at two class imbalance ratios (1:1 and 1:10). The green areas highlight thresholds that lower FP counts compared to the raw model in Figure 3.

τ	False Positives		Metrics (%)		
	FP ¹	FPR (%)	Precision	Recall	F ₁
<i>Ratio 1:1</i>					
–	43	28	75.29	83.97	79.39
0.73	31	20	79.61	77.56	78.57
0.92	23	15	83.31	68.59	74.83
<i>Ratio 1:10</i>					
–	591	38	18.37	85.26	30.23
0.96	310	20	24.94	66.03	36.20
0.99	233	15	26.96	55.13	36.21

¹ Out of 155 and 1550 benign functions for 1:1 and 1:10 imbalance ratios.

Table 3: Effect of calibration thresholds (τ) at two class imbalance ratios on our Python test set.

Figure 4 illustrates the effect of varying the calibration threshold on precision, recall, and FP counts for two class imbalance ratios (1:1 and 1:10) on our Python test set. As expected, increasing the threshold reduces recall but results in markedly higher precision and significantly fewer FPs. Notably, in both settings, we observe a wide range of thresholds (shaded in green) where the FP count falls below the raw model’s FP count of 43 (for 1:1) and 591 (for 1:10), while maintaining recall above 70%. Within this region, precision rises steadily, reaching over 80% in the balanced setting and over 25% under heavy class imbalance. While the absolute precision remains modest in the 1:10 setting due to the severity of the imbalance, this trade-off is expected and highlights how even lightweight calibration can reduce FPs meaningfully in R2VUL.

The above trade-off is especially important in real-world deployments. Prior work has emphasized that FPRs must typically stay below 20% to be acceptable to practitioners (Bessey et al. 2010; Johnson et al. 2013; Christakis and Bird 2016). Table 3 explores this criterion by reporting R2VUL’s performance at different calibration thresholds (τ). In the 1:1 scenario, setting $\tau=0.73$ lowers FPR

	R2VUL	Qwen2.5-1.5B	MSIVD
<i>Quality Criteria (GPT-4o / Claude)</i>			
Completeness	4.51/4.74	2.81/3.05	1.24/1.09
Clarity	4.58/4.75	3.49/3.85	1.60/1.22
Actionability	3.84/3.81	2.51/2.70	1.24/1.35
<i>Preferences</i>			
GPT-4o / Claude	94%/93%	6%/6%	0%/1%
H1 / H2	92%/93%	6%/6%	2%/1%

Table 4: Reasoning quality assessment results using Claude-3.5-Sonnet, GPT-4o, and two humans (H1/H2) as evaluators.

from 28% to 20%, while preserving high recall (77.56%) and F₁ (78.57%). Under 1:10 imbalance, a threshold of $\tau=0.96$ achieves the same FPR target, with recall at 66.03%. The optimal threshold may depend on the intended use case and software system under analysis. In security-critical environments, prioritizing recall may be preferred to avoid overlooking true vulnerabilities. For example, in a recent study (Ami et al. 2024), surveyed developers reported that tolerating more FPs may be justified where the cost of a false negative is severe. R2VUL supports this flexibility by allowing users to adjust the threshold based on the acceptable trade-off between precision and recall.

5.5 Qualitative Assessment of Reasoning

We conduct a comparative study to demonstrate that R2VUL delivers higher quality reasoning over two baselines. We randomly select a stratified balanced set of 100 functions across all five languages to evaluate three systems: R2VUL (1.5B), Qwen2.5-1.5B with CoT, and MSIVD (CodeLlama-13B). We use two complementary evaluation methods: (1) *LLM-as-a-Judge*: GPT-4o and Claude-3.5-Sonnet score each explanation on a 0–5 scale for *Completeness* (coverage of mechanism, edge cases, attack vectors), *Clarity*, and *Actionability* (practical guidance, e.g., pinpointed lines). (2) *Human ranking*: we enlisted two external security practitioners who ranked the three anonymized models’ outputs to mitigate bias.

Table 4 shows that R2VUL outperforms Qwen2.5-1.5B and MSIVD, achieving near-perfect completeness and clarity scores with Claude-3.5-Sonnet. Both LLM judges overwhelmingly favor R2VUL, ranking it first in up to 94% of cases. We observe nearly identical results with human evaluators (H1 / H2), who also prefer R2VUL in the majority of cases. We discuss examples of the three models’ reasoning outputs in Appendix A.6.

6 Conclusion and Future Work

We introduced R2VUL, the first preference tuning approach for VD. By contrasting *valid* and *flawed* structured explanations generated by a teacher LLM, RLAIF with ORPO effectively distills high-quality reasoning into student LLMs. Our contributions also feature a new 18k-sample high-quality multilingual preference dataset. Across five languages, R2VUL surpasses SAST tools, CoT, CLS, SFT, recent reasoning models, and even proprietary LLMs like

GPT-4.1 and Claude-4-Opus, while a lightweight calibration step mitigates high false positives. Human and LLM judges alike prefer R2VUL’s explanations in more than 90% of cases. Our work targets five popular languages, leaving others (e.g., Go, Rust) and mixed-language projects for future work. Moreover, our study aimed at producing effective and efficient student LLMs for VD. Future work could investigate fine-tuning large-scale reasoning LLMs. We hope our work can pave the way for more research on preference tuning and reasoning for vulnerability detection.

References

- Ami, A. S.; Moran, K.; Poshvanyk, D.; and Nadkarni, A. 2024. "False negative-that one is going to kill you": Understanding Industry Perspectives of Static Analysis based Security Testing. In *2024 IEEE Symposium on Security and Privacy (SP)*, 3979–3997. IEEE.
- Arusoai, A.; Ciobăca, S.; Craciun, V.; Gavrilut, D.; and Lucanu, D. 2017. A comparison of open-source static analysis tools for vulnerability detection in c/c++ code. In *2017 19th International Symposium on Symbolic and Numeric Algorithms for Scientific Computing (SYNASC)*, 161–168. IEEE.
- Bai, Y.; Jones, A.; Ndousse, K.; Askell, A.; Chen, A.; Das-Sarma, N.; Drain, D.; Fort, S.; Ganguli, D.; Henighan, T.; et al. 2022. Training a helpful and harmless assistant with reinforcement learning from human feedback. *arXiv preprint arXiv:2204.05862*.
- Bessey, A.; Block, K.; Chelf, B.; Chou, A.; Fulton, B.; Hallem, S.; Henri-Gros, C.; Kamsky, A.; McPeak, S.; and Engler, D. 2010. A few billion lines of code later: using static analysis to find bugs in the real world. *Communications of the ACM*, 53(2): 66–75.
- Bhandari, G.; Naseer, A.; and Moonen, L. 2021. CVE-fixes: automated collection of vulnerabilities and their fixes from open-source software. In *Proceedings of the 17th International Conference on Predictive Models and Data Analytics in Software Engineering*, PROMISE 2021, 30–39. New York, NY, USA: Association for Computing Machinery. ISBN 9781450386807.
- Bui, Q.-C.; Scandariato, R.; and Ferreyra, N. E. D. 2022. Vul4j: A dataset of reproducible java vulnerabilities geared towards the study of program repair techniques. In *Proceedings of the 19th International Conference on Mining Software Repositories*, 464–468.
- Casper, S.; Davies, X.; Shi, C.; Gilbert, T. K.; Scheurer, J.; Rando, J.; Freedman, R.; Korbak, T.; Lindner, D.; Freire, P.; et al. 2023. Open problems and fundamental limitations of reinforcement learning from human feedback. *arXiv preprint arXiv:2307.15217*.
- Chan, A.; Kharkar, A.; Moghaddam, R. Z.; Mohylevskyy, Y.; Helyar, A.; Kamal, E.; Elkamhawy, M.; and Sundaresan, N. 2023. Transformer-based vulnerability detection in code at EditTime: Zero-shot, few-shot, or fine-tuning? *arXiv preprint arXiv:2306.01754*.
- Chen, Y.; Ding, Z.; Alowain, L.; Chen, X.; and Wagner, D. 2023. Diversevul: A new vulnerable source code dataset for deep learning based vulnerability detection. In *Proceedings of the 26th International Symposium on Research in Attacks, Intrusions and Defenses*, 654–668.
- Christakis, M.; and Bird, C. 2016. What developers want and need from program analysis: an empirical study. In *Proceedings of the 31st IEEE/ACM international conference on automated software engineering*, 332–343.
- Ding, Y.; Fu, Y.; Ibrahim, O.; Sitawarin, C.; Chen, X.; Alo-mair, B.; Wagner, D.; Ray, B.; and Chen, Y. 2024. Vulnerability detection with code language models: How far are we? *arXiv preprint arXiv:2403.18624*.
- Doshi-Velez, F.; and Kim, B. 2017. Towards a rigorous science of interpretable machine learning. *arXiv preprint arXiv:1702.08608*.
- Du, X.; Wen, M.; Zhu, J.; Xie, Z.; Ji, B.; Liu, H.; Shi, X.; and Jin, H. 2024a. Generalization-Enhanced Code Vulnerability Detection via Multi-Task Instruction Fine-Tuning. *arXiv preprint arXiv:2406.03718*.
- Du, X.; Zheng, G.; Wang, K.; Feng, J.; Deng, W.; Liu, M.; Chen, B.; Peng, X.; Ma, T.; and Lou, Y. 2024b. Vul-RAG: Enhancing LLM-based Vulnerability Detection via Knowledge-level RAG. *arXiv preprint arXiv:2406.11147*.
- Fan, J.; Li, Y.; Wang, S.; and Nguyen, T. N. 2020. AC/C++ code vulnerability dataset with code changes and CVE summaries. In *Proceedings of the 17th International Conference on Mining Software Repositories*, 508–512.
- Feng, Z.; Guo, D.; Tang, D.; Duan, N.; Feng, X.; Gong, M.; Shou, L.; Qin, B.; Liu, T.; Jiang, D.; et al. 2020. Codebert: A pre-trained model for programming and natural languages. *arXiv preprint arXiv:2002.08155*.
- Fu, M.; and Tantithamthavorn, C. 2022. LineVul: a transformer-based line-level vulnerability prediction. In *Proceedings of the 19th International Conference on Mining Software Repositories*, MSR ’22, 608–620. New York, NY, USA: Association for Computing Machinery. ISBN 9781450393034.
- Guo, D.; Yang, D.; Zhang, H.; Song, J.; Zhang, R.; Xu, R.; Zhu, Q.; Ma, S.; Wang, P.; Bi, X.; et al. 2025. Deepseek-r1: Incentivizing reasoning capability in llms via reinforcement learning. *arXiv preprint arXiv:2501.12948*.
- He, J.; and Vechev, M. 2023. Large language models for code: Security hardening and adversarial testing. In *Proceedings of the 2023 ACM SIGSAC Conference on Computer and Communications Security*, 1865–1879.
- Hong, J.; Lee, N.; and Thorne, J. 2024. Orpo: Monolithic preference optimization without reference model. In *Proceedings of the 2024 Conference on Empirical Methods in Natural Language Processing*, 11170–11189.
- Hou, Z.; Du, P.; Niu, Y.; Du, Z.; Zeng, A.; Liu, X.; Huang, M.; Wang, H.; Tang, J.; and Dong, Y. 2024. Does RLHF Scale? Exploring the Impacts From Data, Model, and Method. *arXiv preprint arXiv:2412.06000*.
- Hu, E. J.; Shen, Y.; Wallis, P.; Allen-Zhu, Z.; Li, Y.; Wang, S.; Wang, L.; and Chen, W. 2021. Lora: Low-rank adaptation of large language models. *arXiv preprint arXiv:2106.09685*.
- Hui, B.; Yang, J.; Cui, Z.; Yang, J.; Liu, D.; Zhang, L.; Liu, T.; Zhang, J.; Yu, B.; Lu, K.; et al. 2024. Qwen2. 5-coder technical report. *arXiv preprint arXiv:2409.12186*.

- Imtiaz, N.; Rahman, A.; Farhana, E.; and Williams, L. 2019. Challenges with responding to static analysis tool alerts. In *2019 IEEE/ACM 16th International Conference on Mining Software Repositories (MSR)*, 245–249. IEEE.
- Jiang, X.; Dong, Y.; Wang, L.; Fang, Z.; Shang, Q.; Li, G.; Jin, Z.; and Jiao, W. 2024a. Self-planning code generation with large language models. *ACM Transactions on Software Engineering and Methodology*, 33(7): 1–30.
- Jiang, X.; Wu, L.; Sun, S.; Li, J.; Xue, J.; Wang, Y.; Wu, T.; and Liu, M. 2024b. Investigating Large Language Models for Code Vulnerability Detection: An Experimental Study. *arXiv preprint arXiv:2412.18260*.
- Johnson, B.; Song, Y.; Murphy-Hill, E.; and Bowdidge, R. 2013. Why don't software developers use static analysis tools to find bugs? In *2013 35th International Conference on Software Engineering (ICSE)*, 672–681. IEEE.
- Kaur, A.; and Nayyar, R. 2020. A comparative study of static code analysis tools for vulnerability detection in c/c++ and java source code. *Procedia Computer Science*, 171: 2023–2029.
- Kojima, T.; Gu, S. S.; Reid, M.; Matsuo, Y.; and Iwasawa, Y. 2022. Large language models are zero-shot reasoners. *Advances in neural information processing systems*, 35: 22199–22213.
- Li, J.; Li, G.; Li, Y.; and Jin, Z. 2025. Structured chain-of-thought prompting for code generation. *ACM Transactions on Software Engineering and Methodology*, 34(2): 1–23.
- Li, K.; Chen, S.; Fan, L.; Feng, R.; Liu, H.; Liu, C.; Liu, Y.; and Chen, Y. 2023. Comparison and Evaluation on Static Application Security Testing (SAST) Tools for Java. In *Proceedings of the 31st ACM Joint European Software Engineering Conference and Symposium on the Foundations of Software Engineering*, 921–933.
- Li, Y.; Zhang, T.; Widyasari, R.; Tun, Y. N.; Nguyen, H. H.; Bui, T.; Irsan, I. C.; Cheng, Y.; Lan, X.; Ang, H. W.; et al. 2024. CleanVul: Automatic Function-Level Vulnerability Detection in Code Commits Using LLM Heuristics. *arXiv preprint arXiv:2411.17274*.
- Liu, J.; Xia, C. S.; Wang, Y.; and Zhang, L. 2024. Is your code generated by chatgpt really correct? rigorous evaluation of large language models for code generation. *Advances in Neural Information Processing Systems*, 36.
- Lu, S.; Guo, D.; Ren, S.; Huang, J.; Svyatkovskiy, A.; Blanco, A.; Clement, C.; Drain, D.; Jiang, D.; Tang, D.; et al. 2021. Codexglue: A machine learning benchmark dataset for code understanding and generation. *arXiv preprint arXiv:2102.04664*.
- Luo, H.; Sun, Q.; Xu, C.; Zhao, P.; Lou, J.; Tao, C.; Geng, X.; Lin, Q.; Chen, S.; and Zhang, D. 2023. Wizard-math: Empowering mathematical reasoning for large language models via reinforced evol-instruct. *arXiv preprint arXiv:2308.09583*.
- Mao, Q.; Li, Z.; Hu, X.; Liu, K.; Xia, X.; and Sun, J. 2024. Towards Effectively Detecting and Explaining Vulnerabilities Using Large Language Models. *arXiv preprint arXiv:2406.09701*.
- Nikitopoulos, G.; Dritsa, K.; Louridas, P.; and Mitropoulos, D. 2021. CrossVul: a cross-language vulnerability dataset with commit data. In *Proceedings of the 29th ACM Joint Meeting on European Software Engineering Conference and Symposium on the Foundations of Software Engineering*, 1565–1569.
- Nong, Y.; Aldeen, M.; Cheng, L.; Hu, H.; Chen, F.; and Cai, H. 2024. Chain-of-thought prompting of large language models for discovering and fixing software vulnerabilities. *arXiv preprint arXiv:2402.17230*.
- Rafailov, R.; Sharma, A.; Mitchell, E.; Manning, C. D.; Ermon, S.; and Finn, C. 2023. Direct preference optimization: Your language model is secretly a reward model. *Advances in neural information processing systems*, 36: 53728–53741.
- Rafailov, R.; Sharma, A.; Mitchell, E.; Manning, C. D.; Ermon, S.; and Finn, C. 2024. Direct preference optimization: Your language model is secretly a reward model. *Advances in Neural Information Processing Systems*, 36.
- Shao, Z.; Wang, P.; Zhu, Q.; Xu, R.; Song, J.; Bi, X.; Zhang, H.; Zhang, M.; Li, Y.; Wu, Y.; et al. 2024. Deepseekmath: Pushing the limits of mathematical reasoning in open language models. *arXiv preprint arXiv:2402.03300*.
- Shestov, A.; Cheshkov, A.; Levichev, R.; Mussabayev, R.; Zadorozhny, P.; Maslov, E.; Vadim, C.; and Bulychiev, E. 2024. Finetuning large language models for vulnerability detection. *arXiv preprint arXiv:2401.17010*.
- Steenhoek, B.; Rahman, M. M.; Roy, M. K.; Alam, M. S.; Barr, E. T.; and Le, W. 2024. A Comprehensive Study of the Capabilities of Large Language Models for Vulnerability Detection. *arXiv preprint arXiv:2403.17218*.
- Sun, Y.; Wu, D.; Xue, Y.; Liu, H.; Ma, W.; Zhang, L.; Liu, Y.; and Li, Y. 2024. Llm4vuln: A unified evaluation framework for decoupling and enhancing llms' vulnerability reasoning. *arXiv preprint arXiv:2401.16185*.
- Tunstall, L.; Beeching, E.; Lambert, N.; Rajani, N.; Rasul, K.; Belkada, Y.; Huang, S.; Von Werra, L.; Fourier, C.; Habib, N.; et al. 2023. Zephyr: Direct distillation of lm alignment. *arXiv preprint arXiv:2310.16944*.
- Ullah, S.; Han, M.; Pujar, S.; Pearce, H.; Coskun, A.; and Stringhini, G. 2023. LLMs Cannot Reliably Identify and Reason About Security Vulnerabilities (Yet?): A Comprehensive Evaluation, Framework, and Benchmarks. *arXiv preprint arXiv:2312.12575*.
- von Werra, L.; Belkada, Y.; Tunstall, L.; Beeching, E.; Thrush, T.; Lambert, N.; Huang, S.; Rasul, K.; and Galouédec, Q. 2020. TRL: Transformer Reinforcement Learning. <https://github.com/huggingface/trl>.
- Wang, X.; Hu, R.; Gao, C.; Wen, X.-C.; Chen, Y.; and Liao, Q. 2024. ReposVul: A Repository-Level High-Quality Vulnerability Dataset. In *Proceedings of the 2024 IEEE/ACM 46th International Conference on Software Engineering: Companion Proceedings*, 472–483.
- Wei, J.; Wang, X.; Schuurmans, D.; Bosma, M.; Xia, F.; Chi, E.; Le, Q. V.; Zhou, D.; et al. 2022. Chain-of-thought prompting elicits reasoning in large language models. *Advances in neural information processing systems*, 35: 24824–24837.

Wei, Y.; Cassano, F.; Liu, J.; Ding, Y.; Jain, N.; Mueller, Z.; de Vries, H.; Von Werra, L.; Guha, A.; and Zhang, L. 2024. Selfcodealign: Self-alignment for code generation. *arXiv preprint arXiv:2410.24198*.

Weyssow, M.; Kamanda, A.; Zhou, X.; and Sahraoui, H. 2024. Codeultrafeedback: An llm-as-a-judge dataset for aligning large language models to coding preferences. *arXiv preprint arXiv:2403.09032*.

Wu, Y.; Wen, M.; Yu, Z.; Guo, X.; and Jin, H. 2024. Effective Vulnerable Function Identification based on CVE Description Empowered by Large Language Models. In *Proceedings of the 39th IEEE/ACM International Conference on Automated Software Engineering*, 393–405.

Yang, A. Z.; Tian, H.; Ye, H.; Martins, R.; and Goues, C. L. 2024. Security Vulnerability Detection with Multitask Self-Instructed Fine-Tuning of Large Language Models. *arXiv preprint arXiv:2406.05892*.

Yusuf, I. N. B.; and Jiang, L. 2024. Your instructions are not always helpful: Assessing the efficacy of instruction fine-tuning for software vulnerability detection. *arXiv preprint arXiv:2401.07466*.

Zhang, C.; Liu, H.; Zeng, J.; Yang, K.; Li, Y.; and Li, H. 2024a. Prompt-enhanced software vulnerability detection using chatgpt. In *Proceedings of the 2024 IEEE/ACM 46th International Conference on Software Engineering: Companion Proceedings*, 276–277.

Zhang, K.; Li, G.; Dong, Y.; Xu, J.; Zhang, J.; Su, J.; Liu, Y.; and Jin, Z. 2024b. Codedpo: Aligning code models with self generated and verified source code. *arXiv preprint arXiv:2410.05605*.

Zhou, D.; Schärli, N.; Hou, L.; Wei, J.; Scales, N.; Wang, X.; Schuurmans, D.; Cui, C.; Bousquet, O.; Le, Q.; et al. 2022. Least-to-most prompting enables complex reasoning in large language models. *arXiv preprint arXiv:2205.10625*.

Zhou, X.; Cao, S.; Sun, X.; and Lo, D. 2024a. Large language model for vulnerability detection and repair: Literature review and the road ahead. *ACM Transactions on Software Engineering and Methodology*.

Zhou, X.; Tran, D.-M.; Le-Cong, T.; Zhang, T.; Irsan, I. C.; Sumarlin, J.; Le, B.; and Lo, D. 2024b. Comparison of static application security testing tools and large language models for repo-level vulnerability detection. *arXiv preprint arXiv:2407.16235*.

Zhuo, T. Y.; Vu, M. C.; Chim, J.; Hu, H.; Yu, W.; Widyasari, R.; Yusuf, I. N. B.; Zhan, H.; He, J.; Paul, I.; et al. 2024. Bigcodebench: Benchmarking code generation with diverse function calls and complex instructions. *arXiv preprint arXiv:2406.15877*.

Ziegler, D. M.; Stiennon, N.; Wu, J.; Brown, T. B.; Radford, A.; Amodei, D.; Christiano, P.; and Irving, G. 2019. Fine-tuning language models from human preferences. *arXiv preprint arXiv:1909.08593*.

A Appendix

A.1 Preference Dataset

Data Collection. We mine NVD entries containing a corresponding *patch* (or VFC: vulnerability-fixing commit) on

GitHub. We target five programming languages widely used in open-source projects: C#, JavaScript, Java, Python, and C. Table 6 presents the raw dataset statistics, which features a broad range of CVEs and CWEs. Following prior work (Chen et al. 2023), we first labelled functions by considering pre-commit functions modified in a VFC as vulnerable (V) and all others as non-vulnerable (S).

To mitigate the low label correctness of this heuristic-based approach, we leveraged GPT-4o for re-annotation. The goal is to mitigate label noise and ensure that only functions directly responsible for vulnerabilities in VFCs are labeled as vulnerable. First, we apply processing to our raw dataset by filtering out test-related functions, deduplicating samples via MD5 hash, and removing functions 4,096 tokens to avoid training on unreasonably long functions. Then, each function pair is labeled using GPT-4o based on its pre/post-commit versions, CWE/CVE identifiers, and CVE description linked to the VFC. The model assigns a vulnerability score from 0 (unrelated) to 4 (directly responsible), allowing us to filter out noisy labels and retain high-confidence vulnerable samples (score = 4). The full prompt appears in Table 13. Table 5 presents the number of vulnerable functions under different score thresholds. We set a conservative threshold of $\tau = 4$ to select vulnerable functions and ensure high label correctness.

To construct our final dataset, we merged the validated vulnerable functions with non-vulnerable functions from the original dataset (Table 6) to form a balanced dataset. This prevents overfitting to function pairs during fine-tuning by including non-vulnerable examples unrelated to the post-commit version of the vulnerability. We opted for a balanced dataset following prior work (Du et al. 2024a; Yusuf and Jiang 2024; Mao et al. 2024) to ensure a fair evaluation of model performance across vulnerable and non-vulnerable functions. We randomly splitted the dataset into train/validation/test sets using an 80:10:10 ratio, preserving the distribution of samples per programming language. Finally, we generated valid and flawed reasoning for all samples using Qwen2.5-Coder-32B-Instruct following our approach described in Section 3.

Annotation Sanity Check. To assess the reliability of LLM-generated labels, we conducted a sanity check with three authors with expertise in software security. We randomly sampled 100 vulnerable functions (20 per language) and asked annotators to accept, reject, or mark labels as uncertain. The results were as follows: 89/4/7, 86/13/1, and 93/3/4 (Accept/Uncertain/Reject). Using a majority vote, we found that 93% of labels were confirmed correct, while 1% were rejected, and 6% were uncertain. These findings confirm the high accuracy of LLM-generated labels, aligning with prior work (Li et al. 2024), which reports up to 97.5% correctness when using LLMs for automated annotation. Furthermore, our dataset demonstrates higher correctness than existing SVD datasets, including PrimeVul (92%) (Ding et al. 2024), BigVul (25%) (Fan et al. 2020), DiverseVul (60%) (Chen et al. 2023), and CVEFixes (51.7%) (Bhandari, Naseer, and Moonen 2021) as reported in prior studies (Li et al. 2024; Ding et al. 2024; Chen et al.

Language	$\tau = 1$	$\tau = 2$	$\tau = 3$	$\tau = 4$
C	6,715	6,124	5,425	4,979
Python	2,873	2,328	1,762	1,552
JavaScript	2,834	2,254	1,462	1,093
Java	2,736	2,321	1,839	1,540
C#	337	308	264	223

Table 5: Number of vulnerable functions at different score thresholds (τ) after GPT-4o re-labeling.

Language	# V	# S	CVE	CWE	# Pairs
C	12,670	215,675	3,719	162	7,800
Python	8,127	81,465	1,008	179	5,397
JavaScript	20,076	71,566	947	133	4,187
Java	5,325	59,524	697	139	3,958
C#	656	5,240	93	46	391

Table 6: Raw NVD dataset statistics (# V/S: number of vulnerable/safe functions, CVE/CWE: number of unique CVE/CWE).

2023).

A.2 Implementation Details.

We use HuggingFace TRL (0.12.1) (von Werra et al. 2020) and TGI (3.3.4) for fine-tuning and inference with CLS, SFT, and R2VUL (using ORPO (Hong, Lee, and Thorne 2024)). We use LoRA (Hu et al. 2021) for efficient fine-tuning with $r = 8$, $\alpha = 16$, and a dropout of 0.05. We use a linear scheduler without warmup, setting the learning rate to $5e-5$ for CLS and $3e-4$ for SFT/ORPO. We train using a batch size of 16 for CLS, and 2 for SFT/ORPO, with a maximum of 10 (CLS) and 5 epochs (SFT/ORPO). For experiments with ORPO, we set $\lambda = 0.3$ following ORPO’s paper recommendation. For more details, see Appendix A.4, where we report a hyperparameter sensitivity analysis of ORPO. For CodeBERT, we set the maximum input sequence length to 512. For other LLMs, we limit the input function to 4,096 tokens and the total input prompt to 32,768 tokens. For inference, we use nucleus sampling with a temperature of 0.2 and a maximum generation length of 2,048 tokens.

All experiments were conducted on a DGX machine running Ubuntu 22.04.4, with an Intel(R) Xeon(R) Platinum 8480C CPU and 2TB of RAM. We used a single NVIDIA H100 GPU with 80GB of memory for all experiments. We share our datasets, model checkpoints, and code in our replication package: <https://github.com/martin-wey/R2Vul>.

A.3 Main Results Details

We report precision, recall, and F_1 scores for our main experiment in Table 7. We compute paired bootstrap with 10,000 replicas for each programming language and on macro-averaged metrics between each R2VUL and SFT LLM. For each model, we run inference 3 times using an identical seed and concatenate the labels/predictions from each run before computing the paired bootstrap test. We per-

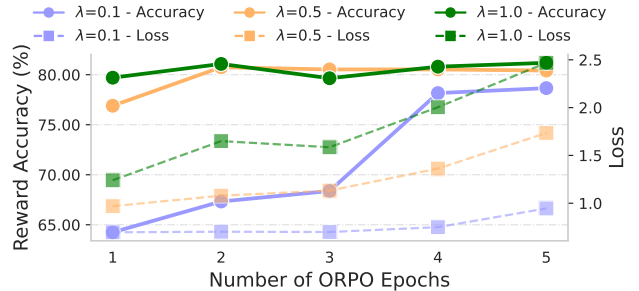


Figure 5: Evolution of reward accuracy and loss using ORPO on the validation set across epochs for $\lambda \in \{0.1, 0.5, 1.0\}$.

formed similar paired bootstrap tests across experiments and report statistical significance with $p < 0.05$.

A.4 Hyperparameter Sensitivity Analysis

We analyse R2VUL’s training dynamics across epochs for different λ values ($\lambda \in 0.1, \dots, 1.0$). The λ hyperparameter controls the balance between SFT and preference tuning in ORPO, and we vary it to explore low to high contributions of preference tuning.

Figure 5 shows how reward accuracy and validation loss evolve during training for Qwen2.5-1.5B with $\lambda \in 0.1, 0.5, 1.0$. Across all settings, the model starts to overfit after three epochs, as seen by rising validation loss. This overfitting correlates with a rise in reward accuracy, which suggests that the model becomes increasingly effective at distinguishing between valid and flawed reasoning. Notably, the small gap between $\lambda = 0.5$ and $\lambda = 1.0$ implies that pushing λ too high may not offer any additional benefit.

Figure 6 further shows that peak macro- F_1 scores on the test set are consistently reached after four to five epochs across all λ values. The highest macro- F_1 score is achieved at $\lambda = 0.6$ after five epochs, while both lower and higher λ values yield weaker results. Thus, although R2Vul performed well in our experiments (with $\lambda = 0.3$), its performance could improve with further hyperparameter tuning. Moreover, this suggests that the recommended $\lambda \in \{0.1, 0.2, 0.3\}$ from ORPO’s seminal paper (Hong, Lee, and Thorne 2024) is not optimal for our task.

A.5 Additional Class Imbalance Experiments

We report additional results for our class imbalance experiments on Java in Figure 7. We observe similar results to those obtained on our Python test set, with R2VUL outperforming SFT in all class imbalance ratios.

A.6 Qualitative Analysis Examples

We illustrate examples of reasoning output on all five languages in Figures 8–12 and Tables 8–12 for three models: R2VUL 1.5B, Qwen2.5-Coder-1.5B-Instruct (Qwen2.5-1.5B) with CoT and a reflection step, and MSIVD using CodeLlama-13B. Across all examples, we observe that

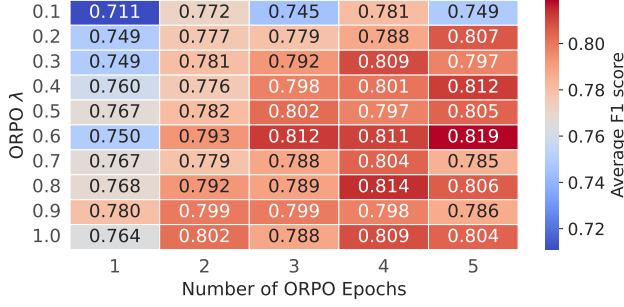


Figure 6: Evolution of the macro-F₁ score on the test set with various ORPO λ values and number of training epochs.

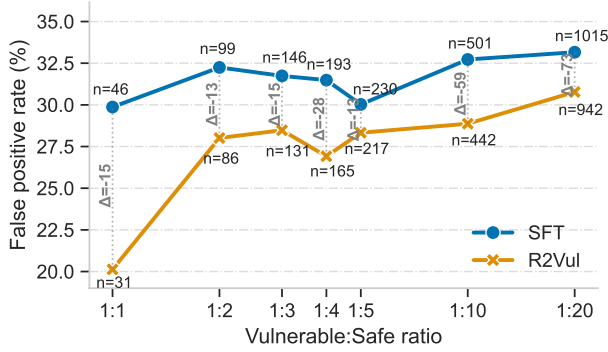


Figure 7: False positive rates (%) of Qwen2.5-1.5B fine-tuned with SFT and R2Vul at various class imbalance ratios on our Java test set. The numbers of corresponding false positives are highlighted at each ratio.

MSIVD’s outputs are erroneous. Therefore, we focus the following comparison on R2VUL and Qwen2.5-1.5B.

C# Example (Table 8). R2VUL demonstrates security awareness by identifying the problematic use of `Uri.EscapeUriString()` in URL construction and recognizing this as a potential injection vector. In contrast, Qwen2.5-1.5B fails to identify any vulnerability, dismissing the security concern due to the presence of URI escaping without recognizing that `Uri.EscapeUriString()` is insufficient for preventing URL-based attacks. R2VUL’s recognition of URL construction as an attack surface makes it substantially more accurate than Qwen2.5-1.5B’s complete miss of the security issue.

Java Example (Table 9). R2VUL demonstrates strong security awareness by correctly identifying the path traversal vulnerability, explaining how unsanitized user input in the `name` parameter can be exploited through directory traversal sequences to create directories in unauthorized locations, and properly mapping it to CWE-22. In contrast, Qwen2.5-1.5B entirely misses the security vulnerability, focusing on benign code quality issues like exception handling and null returns, which have no security implications.

JavaScript Example (Table 10). Both reasonings fundamentally misunderstand the vulnerability. R2VUL incorrectly identifies an out-of-bounds read issue with `lasso[lasso.length - 2]` (which doesn’t exist in the code), while Qwen2.5-1.5B misidentifies a potential empty array access issue with `lasso[lasso.length - 1]`. Neither recognizes the actual type confusion vulnerability where an attacker can substitute the `lasso` array with a malicious object containing a weaponized push method, enabling XSS attacks. The patch’s addition of `array(lasso)` validates the input type to prevent this injection vector, which both reasonings miss.

Python Example (Table 11). R2VUL demonstrates precise security knowledge by correctly identifying the pickle deserialization vulnerability as the primary security concern, accurately explaining how `pickle.load()` can execute arbitrary code embedded in malicious `.pkl` files, and properly mapping them to CWE-502. In contrast, Qwen2.5-1.5B, despite concluding that a vulnerability exists, misidentifies the threat vector by focusing on file path manipulation and resource consumption issues while completely overlooking the fundamental insecurity of unpickling untrusted data.

C Example (Table 12). Both reasonings miss the actual infinite loop vulnerability identified in CVE-2020-18442, though R2VUL is marginally closer by at least focusing on a specific line of code that’s part of the vulnerable construct. R2VUL incorrectly focuses on buffer overflow risks in `fwrite`, erroneously claiming it lacks bounds checking on the output buffer and could lead to arbitrary code execution. Qwen2.5-1.5B provides a generic list of potential issues, including buffer overflows and file handling problems, without identifying any specific vulnerability mechanism. Neither reasoning recognizes that the actual issue is the loop condition failing to properly handle error returns from `zzip_entry_fread`, where negative return values would satisfy the original while condition, causing an infinite loop. While both are incorrect, R2VUL’s attempt to analyze the specific `fwrite` operation within the vulnerable loop shows slightly better focus than Qwen2.5-1.5B’s scattered approach.

These qualitative examples reveal that our preference tuning approach improves vulnerability detection capabilities and reasoning, with R2VUL demonstrating more precise identification of security-critical code patterns, though the persistent failure cases across both models underscore the complexity of comprehensive vulnerability reasoning.

A.7 Prompt Templates

- Prompt used for re-labelling our raw dataset: Table 13.
- Prompt for generating structured reasoning: Table 14.
- Prompt for CoT, SFT, and R2VUL inference: Table 15.
- Prompt for qualitative reasoning assessment using LLM-as-a-judge: Table 16.

```

1.     public void Preview(string accountCode) {
2.         Client.Instance.PerformRequest(Client.HttpRequestMethod.Post,
3. -         "/accounts/" + Uri.EscapeUriString(accountCode) + Invoice.UrlPrefix + "preview",
3. +         "/accounts/" + Uri.EscapeDataString(accountCode) + Invoice.UrlPrefix + "preview",
4.         WriteXml,
5.         ReadXml);
6.     }

```

Figure 8: Vulnerable C# function associated with CVE-2017-0907 and CWE-918 (Server-Side Request Forgery (SSRF)).

R2Vul 1.5B (ours)

<thinking>

1. ****Specific Code Constructs****: The specific code construct contributing to the vulnerability is the use of 'Uri.EscapeUriString(accountCode)' in the URL construction. This function is intended to escape data for inclusion in a URI component, but it does not provide adequate protection against certain types of injection attacks.

2. ****Mechanism of the Vulnerability****: The mechanism of the vulnerability lies in the incorrect use of 'Uri.EscapeUriString'. This function only escapes characters that have special meanings in URIs, such as '?', '/', '&', etc., but it does not prevent other potentially harmful characters from being included in the URL if they are not properly handled elsewhere in the application. In the context of the provided CVE, this could mean that another part of the application uses 'accountCode' without further encoding or validation, leading to potential injection of malicious content into the URL.

3. ****Potential Impact****: Exploiting this vulnerability could allow an attacker to inject arbitrary parameters into the URL used for requesting invoice previews. This could lead to unauthorized access to sensitive information, such as financial records, or manipulation of the request to perform actions on behalf of the server (e.g., downloading files). Depending on the server's configuration, this could result in full control over the server or leakage of sensitive data.

4. ****Contextual Relevance****: This vulnerability aligns with CWE-918, which describes Improper Neutralization of Special Elements used in an OS Command ('OS Command Injection'). However, in this case, it more closely relates to improper handling of URLs, specifically the misuse of 'Uri.EscapeUriString'. The CVE-2017-0907 description highlights the issue in the Recurly Client .NET Library where the library incorrectly handles certain inputs, allowing attackers to craft requests that can lead to unauthorized access or manipulation. The provided code snippet demonstrates a similar pattern of using 'Uri.EscapeUriString' without ensuring that all parts of the URL are properly encoded, which is consistent with the described vulnerability.

</thinking>

<output> YES </output>

Qwen2.5-Coder-1.5B-Instruct (CoT+Reflection)

<Thinking>

The given function 'Preview' performs an HTTP POST request to a specific endpoint using the 'Client.Instance.PerformRequest' method. The endpoint URL includes the escaped account code and a prefix followed by "preview". There is no indication of any potential security issues such as SQL injection, cross-site scripting (XSS), or other common web vulnerabilities.

However, the function does not contain any explicit checks or validations for the input 'accountCode'. It simply escapes the URI string before appending it to the endpoint URL. While this can prevent some types of attacks, it does not guarantee that the input is safe from all possible attacks.

Therefore, based on the information provided, we cannot definitively say that the function is vulnerable without additional context or further analysis.

</thinking>

<reflection>

The function does not contain any direct evidence of a vulnerability. However, it lacks proper validation of the input 'accountCode', which could potentially lead to security risks if the input is not properly sanitized or validated.

</reflection>

<output> NO </output>

MSIVD (CodeLlama-13B)

Yes. </s>

The vulnerability is type CWE-399, complexity Medium, with the following description: ""The ALSA control implementation in the ALSA subsystem in the ALSA subsystem in the ALSA subsystem . . .

Table 8: Comparison of reasoning output of R2VUL (1.5B), Qwen2.5-Coder-1.5B-Instruct, and MSIVD (CodeLlama-13B) for the vulnerable C# function above.

Model	Precision	Recall	F ₁	JS Recall	F ₁	Precision	Jawa Recall	F ₁	Precision	Py Recall	F ₁	Precision	C Recall	F ₁	Precision	Macro Avg Recall	F ₁
<i>SAST</i>																	
Semgrep	0.0	0.0	0.0	100.0	0.74	13.78	100.0	3.92	-	-	-	-	-	-	66.67	0.91	5.90
SonarQube	0.0	0.0	0.0	100.0	0.27	5.26	100.0	2.57	-	-	-	-	-	-	66.67	0.79	2.61
Fortify	57.10	17.40	26.67	41.90	12.40	19.14	51.10	23.19	-	-	-	-	-	-	50.03	14.93	23.00
Teamscale	52.30	100.0	68.68	51.20	99.10	67.52	54.80	60.33	-	-	-	-	-	-	52.77	88.73	65.31
<i>LLMs</i>																	
CodeBERT	70.37	82.61	76.00	71.43	71.43	71.43	79.71	75.60	73.17	57.69	64.32	74.94	65.67	70.00	73.92	69.86	71.51
VuLLM-CL-13B	60.00	65.22	62.50	48.52	78.10	59.85	60.31	67.44	52.94	80.77	63.96	48.02	49.25	48.63	53.96	69.96	60.48
MSVD-CL-13B	51.11	100.00	67.65	49.30	100.00	66.04	49.84	66.25	49.83	98.08	66.09	48.65	90.57	65.36	50.55	99.53	66.28
Claude-Sonnet-4	64.71	95.65	77.19	51.70	86.67	64.77	54.51	69.21	55.51	90.38	68.78	50.35	90.83	64.79	55.36	81.66	68.95
Claude-Opus-4	64.29	78.26	70.59	60.48	71.43	65.50	61.96	72.39	62.32	82.69	71.07	53.29	88.06	66.40	60.35	81.74	61.62
GPT-4o	52.00	56.52	54.17	51.72	71.43	60.00	57.08	67.20	59.24	69.87	64.12	50.63	60.34	55.06	54.62	67.97	60.31
GPT-4.1	72.22	63.41	63.11	60.00	51.43	55.88	73.47	72.00	65.63	53.85	59.15	53.80	63.33	58.18	65.02	59.14	61.62
<i>Teacher/Student LLMs</i>																	
Qwen2.5-32B / CoT	68.10 ± 4.40	82.61 ± 4.35	74.54 ± 2.64	51.69 ± 0.37	73.02 ± 1.10	60.52 ± 0.19	67.51 ± .11	81.48 ± 2.64	73.83 ± 1.07	75.85 ± 2.06	67.29 ± 0.96	56.51 ± 0.55	55.93 ± 2.34	56.20 ± 1.08	60.86 ± 1.19	73.78 ± 1.84	66.48 ± 0.63
Qwen2.5-0.5B / CoT	0.0	0.0	0.0	0.0	0.0	0.0	0.0	0.0	0.0	0.0	0.0	0.0	0.0	0.0	0.0	0.0	0.0
Qwen2.5-0.5B / CLS	75.00	65.22	69.77	68.82	60.95	64.65	78.57	79.08	78.83	77.56	70.76	72.31	74.63	73.45	71.95	71.49	71.49
Qwen2.5-0.5B / SFT	76.69 ± 3.02	85.51 ± 2.51	80.83 ± 2.20	61.26 ± 1.09	84.76 ± 0.95	71.11 ± 0.47	72.20 ± 0.76	88.89 ± 3.27	79.67 ± 1.68	77.78 ± 0.98	74.14 ± 1.04	62.46 ± 0.37	83.37 ± 0.56	71.42 ± 0.42	68.69 ± 0.45	84.06 ± 0.23	75.43 ± 0.27
Qwen2.5-0.5B / R2Vul	89.82 ± 0.30	76.81 ± 2.51	82.80 ± 1.60	71.96 ± 0.97	77.46 ± 2.75	74.60 ± 1.78[†]	81.79 ± 0.36	88.67 ± 0.75	85.06 ± 0.51[†]	73.14 ± 0.39	75.64 ± 0.64	74.37 ± 0.21	71.14 ± 0.16	70.18 ± 0.44	74.94 ± 0.28[†]	77.56 ± 0.41	79.55 ± 1.25
Qwen2.5-1.5B / CoT	55.56	43.48	48.78	53.00	59.05	55.86	59.17	65.36	62.11	69.87	63.19	53.25	75.05	62.30	55.93	62.56	58.45
Qwen2.5-1.5B / CLS	73.91	73.91	73.91	66.67	57.14	61.54	78.20	79.74	78.96	78.85	72.57	73.57	74.20	73.89	71.92	72.77	72.17
Qwen2.5-1.5B / SFT	81.83 ± 2.02	91.30 ± 4.35	86.28 ± 2.56	69.58 ± 0.34	68.25 ± 0.55	68.91 ± 0.32	74.46 ± 1.30	89.54 ± 1.73	81.30 ± 1.37	67.15 ± 1.04	72.80 ± 1.28	65.64 ± 1.04	76.69 ± 0.89	70.73 ± 0.97	71.73 ± 0.54	81.06 ± 0.66	76.00 ± 0.08
Qwen2.5-1.5B / R2Vul	90.91 ± 0.0	86.96 ± 0.0	88.89 ± 0.0	69.29 ± 0.54	78.10 ± 2.52	73.42 ± 1.39[†]	59.00	92.56 ± 0.38	86.13 ± 1.09[†]	75.38 ± 0.50	84.40 ± 0.37	79.64 ± 0.44[†]	70.17 ± 0.26	85.43 ± 0.49	77.05 ± 0.09[†]	77.25 ± 0.42	85.50 ± 0.57
Qwen2.5-7B / CoT	63.33	82.61	71.70	54.54	57.14	55.81	59.00	77.12	66.86	73.72	65.71	53.18	65.88	58.86	57.87	71.29	63.79
Qwen2.5-7B / CLS	79.17	82.61	80.85	67.62	67.62	67.62	76.57	87.58	81.71	76.92	73.85	72.48	75.27	73.85	73.37	78.00	75.58
Qwen2.5-7B / SFT	77.58 ± 6.53	69.57 ± 4.35	73.32 ± 5.03	77.56 ± 0.98	64.76 ± 1.90	70.58 ± 1.53	81.31 ± 0.44	83.44 ± 1.36	82.36 ± 0.84	76.14 ± 0.59	75.00 ± 0.64	75.57 ± 0.49	72.11 ± 0.73	71.64 ± 0.77	71.87 ± 0.58	76.94 ± 1.50	72.88 ± 0.95
Qwen2.5-7B / R2Vul	86.96 ± 0.0	86.96 ± 0.0	86.96 ± 0.0[†]	72.47 ± 0.35	81.90 ± 0.0	76.90 ± 0.20[†]	82.88 ± 0.31	93.90 ± 0.38	88.05 ± 0.31	74.28 ± 0.66	82.69 ± 0.0	78.36 ± 0.36[†]	71.61 ± 0.50	83.72 ± 0.49	77.20 ± 0.50[†]	85.84 ± 0.69	81.47 ± 0.16[†]

Table 7: Precision, recall, and F₁ scores (%) for five programming languages. † denote significant improvement of R2Vul over the corresponding SFT baseline ($p < 0.05$, paired bootstrap, 10k replicas).


```

1.     public VFSContainer createChildContainer(String name) {
2.         File fNewFile = new File(getBasefile(), name);
3.         - if (!fNewFile.mkdir()) return null;
4.         + if (!isInPath(name)) {
5.             log.warn("Could not create a new container::{} in
6.                 container::{} - file out of parent directory",
7.                     name, getBasefile().getAbsolutePath());
8.             return null;
9.         }
10.        LocalFolderImpl locFI = new LocalFolderImpl(fNewFile, this);
11.        locFI.setDefaultItemFilter(defaultFilter);
12.        return locFI;
13.    }

```

Figure 9: Vulnerable Java function associated with CVE-2021-41242 and CWE-22 (Improper Limitation of a Pathname to a Restricted Directory (Path Traversal)).

R2Vul 1.5B (ours)

<thinking>

1. ****Specific Code Constructs****: The primary issue lies in the line 'File fNewFile = new File(getBasefile(), name);'. Here, the 'name' parameter is directly used without any form of validation or sanitization to construct a file path. Additionally, the method 'mkdir()' is called on 'fNewFile', which attempts to create a directory at the constructed path if it does not exist.

2. ****Mechanism of the Vulnerability****: The vulnerability arises from the lack of input validation for the 'name' parameter. An attacker can exploit this by providing a specially crafted string that includes directory traversal sequences (such as '../'). When 'new File(getBasefile(), name)' constructs the file path using such a malicious 'name', it can point to any location on the filesystem accessible by the application. The subsequent call to 'mkdir()' then creates or attempts to create the directory specified by the attacker, potentially overwriting existing files or accessing sensitive data.

3. ****Potential Impact****: Exploiting this vulnerability could allow an attacker to perform actions such as deleting critical system files, modifying configuration files, or even accessing sensitive data stored on the server's filesystem. In the context of OpenOLAT, as described in CVE-2021-39180, attackers could gain unauthorized access to course structures, student data, or other resources, leading to potential data breaches and service disruptions.

4. ****Contextual Relevance****: This vulnerability aligns with CWE-22, which describes "Improper Limitation of a Pathname to a Restricted Directory ('Path Traversal')". The CWE highlights the risk of constructing file paths using unvalidated user input, which can lead to unauthorized access to files outside the intended directory. The specific CVE-2021-39180 further contextualizes this issue within the OpenOLAT application, detailing how an attacker could exploit this flaw to manipulate file operations and potentially gain administrative privileges or access to sensitive information.

</thinking>

<output> YES </output>

Qwen2.5-Coder-1.5B-Instruct (CoT+Reflection)

<Thinking>

The given Java method 'createChildContainer' creates a new directory named 'name' under the base file specified by 'getBasefile()'. It uses the 'mkdir()' method to attempt to create the directory. If the directory creation fails, it returns 'null'.

However, the method does not handle exceptions properly. If the directory creation fails due to permissions issues or other reasons, it will simply return 'null', which might lead to unexpected behavior or crashes in the calling code.

To mitigate this risk, the method should catch potential exceptions and provide more informative error messages or handle them gracefully. For example, it could log the exception and return a custom error object instead of returning 'null'.

</thinking>

<reflection>

The method does not handle exceptions properly, which can lead to unexpected behavior or crashes in the calling code. A better approach would be to catch potential exceptions and provide more informative error messages or handle them gracefully.

</reflection>

<output> YES </output>

MSIVD (CodeLlama-13B)

Yes. </s>

The vulnerability is type CWE-119, complexity Medium, with the following description: '''The vrrp_print_json function in vrrp.c in keepalived before 2.1.3 allows remote attackers to cause a denial of service (NULL pointer dereference and daemon crash) or obtain sensitive information from process memory via a crafted JSON file.''' </s>

Table 9: Comparison of reasoning output of R2VUL (1.5B), Qwen2.5-Coder-1.5B-Instruct, and MSIVD (CodeLlama-13B) for the vulnerable Java function above.

```

1. export function lassoAppend(lasso, x, y, minDist = 5) {
2.   - const last = lasso[lasso.length - 1];
3.   + lasso = array(lasso);
4.   + const last = lasso[lasso.length - 1];
5.   - // Add point to lasso if distance to last point exceed minDist or its the first point
6.   - if (last === undefined || Math.sqrt(((last[0] - x) ** 2) + ((last[1] - y) ** 2)) > minDist) {
7.   -   lasso.push([x, y]);
8.   -   return [...lasso];
9.   - }
10.  - return lasso;
11.  + // Add point to lasso if its the first point or distance to last point exceed minDist
12.  + return (last === undefined || Math.sqrt(((last[0] - x) ** 2) + ((last[1] - y) ** 2)) > minDist)
13.  + ? [...lasso, [x, y]]
14.  + : lasso;
15. }

```

Figure 10: Vulnerable JavaScript function associated with CVE-2023-26487 and CWE-79 (Improper Neutralization of Input During Web Page Generation (Cross-site Scripting)).

R2Vul 1.5B (ours)
<p><thinking></p> <p>1. Specific Code Constructs: The vulnerability primarily stems from the comparison <code>'Math.sqrt(((last[0] - x) ** 2) + ((last[1] - y) ** 2)) > minDist'</code>. This line calculates the Euclidean distance between the current point <code>'(x, y)'</code> and the last point in the <code>'lasso'</code> array. If the calculated distance is greater than <code>'minDist'</code>, the new point <code>'[x, y]'</code> is appended to the <code>'lasso'</code> array.</p> <p>2. Mechanism of the Vulnerability: The issue arises because the code does not check if the <code>'lasso'</code> array has more than two elements before attempting to access the second-to-last element (<code>'lasso[lasso.length - 2]'</code>). If the <code>'lasso'</code> array contains only one or zero elements, accessing <code>'lasso[lasso.length - 2]'</code> will result in an out-of-bounds error. This can lead to runtime errors such as <code>'TypeError'</code> or <code>'IndexError'</code>.</p> <p>3. Potential Impact: Exploiting this vulnerability could cause the application to crash unexpectedly due to unhandled exceptions. In some cases, depending on how the code handles exceptions, it might also allow attackers to execute arbitrary code or gain unauthorized access. However, the primary impact is likely denial of service (DoS), where the application becomes unavailable until restarted.</p> <p>4. Contextual Relevance: This vulnerability aligns with CWE-125, which describes "Out-of-Bounds Read". It occurs when a program reads data past the end of the intended buffer, leading to undefined behavior. In this case, the program attempts to read the second-to-last element of the <code>'lasso'</code> array without verifying that the array contains at least two elements. The CVE-2021-4264 specifically mentions this issue in the context of the Lasso library, indicating that versions prior to 1.3.2 were affected by this exact problem. The vulnerability was addressed in later versions by ensuring proper bounds checking before accessing array elements.</p> <p></thinking></p> <p><output> YES </output></p>
Qwen2.5-Coder-1.5B-Instruct (CoT+Reflection)
<p><Thinking></p> <p>The function <code>'lassoAppend'</code> checks if the new point <code>'(x, y)'</code> should be added to the <code>'lasso'</code> array based on the distance from the last point in the array. However, there is no explicit check to ensure that the <code>'lasso'</code> array is not empty before accessing the last element. This could lead to an error if the <code>'lasso'</code> array is empty when trying to access <code>'lasso[lasso.length - 1]'</code>.</p> <p>If <code>'lasso'</code> is empty, accessing <code>'lasso[lasso.length - 1]'</code> would throw an <code>'IndexError'</code>. To prevent this, we can add a check at the beginning of the function to ensure that <code>'lasso'</code> is not empty before attempting to access its last element.</p> <p>Here's the modified function with the added check: <code>“javascript . . . “</code></p> <p>With this modification, the function now includes a check to ensure that <code>'lasso'</code> is not empty before attempting to access its last element. This prevents the <code>'IndexError'</code> and ensures that the function behaves correctly even when the <code>'lasso'</code> array is empty.</p> <p><Reflection></p> <p>The original function does not have a check to ensure that <code>'lasso'</code> is not empty before accessing its last element. This could lead to an error if the <code>'lasso'</code> array is empty when trying to access <code>'lasso[lasso.length - 1]'</code>. By adding a check at the beginning of the function, we prevent this potential issue and ensure that the function behaves correctly even when the <code>'lasso'</code> array is empty.</p> <p><output> YES </output></p>
MSIVD (CodeLlama-13B)
<p>Yes. </s></p> <p>The vulnerability is type CWE-119, complexity Medium, with the following description: <code>“Buffer overflow in the GetVIFFImage function in coders/viff.c in ImageMagick before 6.9.4-5 allows remote attackers to cause a denial of service (application crash) via a crafted file.” </s></code></p>

Table 10: Comparison of reasoning output of R2VUL (1.5B), Qwen2.5-Coder-1.5B-Instruct, and MSIVD (CodeLlama-13B) for the vulnerable JavaScript function above.

```

1. def _load_passages(self):
2.     logger.info(f"Loading passages from {self.index_path}")
3.     passages_path = self._resolve_path(self.index_path, self.PASSAGE_FILENAME)
4. +     if not strtobool(os.environ.get("TRUST_REMOTE_CODE", "False")):
5. +         raise ValueError(
6. +             "This part uses `pickle.load` which is insecure and will execute arbitrary code that is potentially "
7. +             "malicious. It's recommended to never unpickle data that could have come from an untrusted source, or "
8. +             "that could have been tampered with. If you already verified the pickle data and decided to use it, "
9. +             "you can set the environment variable `TRUST_REMOTE_CODE` to `True` to allow it."
10. +         )
11.     with open(passages_path, "rb") as passages_file:
12.         passages = pickle.load(passages_file)
13.     return passages

```

Figure 11: Vulnerable Python function associated with CVE-2023-6730 and CWE-502 (Deserialization of Untrusted Data).

R2Vul 1.5B (ours)

<thinking>

1. **Specific Code Constructs**: The specific code construct contributing to the vulnerability is the call to ‘pickle.load(passages_file)’ within the ‘_load_passages’ function. This line deserializes data from a file into Python objects without any form of validation or sanitization.

2. **Mechanism of the Vulnerability**: The mechanism of the vulnerability lies in the use of Python’s ‘pickle’ module for deserialization. The ‘pickle.load()’ function can execute arbitrary code during the deserialization process if the serialized data includes malicious payloads. In the context of CVE-2023-48795, this means that an attacker could craft a ‘.pkl’ file containing malicious code that, when loaded by the ‘pickle.load()’ function, would execute arbitrary commands on the system. This is possible because the ‘pickle’ module does not perform any checks on the content of the file before executing it.

3. **Potential Impact**: Exploiting this vulnerability could allow an attacker to execute arbitrary code with the privileges of the process running the ‘_load_passages’ function. This could lead to unauthorized access, data theft, system compromise, or even complete control over the affected system. Given that the CVE description mentions that the attack vector involves uploading a ‘.pkl’ file, the immediate risk is to upload a malicious file that upon loading causes harm.

4. **Contextual Relevance**: The vulnerability is directly related to CWE-502, which describes Deserialization of Untrusted Data. This CWE highlights the risks associated with deserializing data from untrusted sources without proper validation, which can lead to remote code execution. Additionally, CWE-138, Improper Neutralization of Special Elements used in an OS Command (‘OS Command Injection’), although not explicitly mentioned in the CVE description, shares the theme of improper handling of external inputs leading to command injection attacks. However, in this case, the primary concern is the deserialization aspect rather than command injection. The CVE-2023-48795 specifically addresses the issue in the context of the Hugging Face Transformers library, where the ‘pickle’ module was used unsafely for model evaluation, aligning with the identified vulnerability in the provided code snippet.

</thinking>

<output> YES </output>

Qwen2.5-Coder-1.5B-Instruct (CoT+Reflection)

<Thinking>

The given function ‘_load_passages’ appears to be designed to load passages from a file using Python’s ‘pickle’ module. However, there are several potential vulnerabilities that could be present in this function:

1. **File Path Injection**: The function uses the ‘self.index_path’ variable to construct the path to the passage file. If ‘self.index_path’ is controlled by an attacker, an attacker could manipulate it to point to a malicious location, potentially leading to arbitrary code execution or other security issues.

2. **Untrusted Input**: The function does not validate or sanitize the input parameters before using them in the file path construction. This could lead to directory traversal attacks if the ‘self.index_path’ is not properly validated.

3. **Resource Leaks**: The function opens the file in binary mode (‘rb’), which can consume significant resources if the file is large. Additionally, the file is loaded into memory using ‘pickle.load’, which can also consume significant memory if the file is large.

4. **Error Handling**: While the function includes basic logging, it does not handle exceptions that might occur during file operations or unpickling. This could lead to silent failures or unexpected behavior.

5. **Security Considerations**: There are no additional security considerations mentioned in the function, such as encryption or access controls.

6. **Code Complexity**: The function is relatively simple and straightforward, but it still contains some potential vulnerabilities.

<Reflection> The function does contain several potential vulnerabilities. Specifically, the file path is constructed using ‘self.index_path’, which could be manipulated by an attacker to point to a malicious location. Additionally, the function does not validate or sanitize the input parameters before using them in the file path construction, which could lead to directory traversal attacks. Furthermore, the function does not handle exceptions that might occur during file operations or unpickling, which could lead to silent failures or unexpected behavior.

<output> YES </output>

MSIVD (CodeLlama-13B)

Yes. </s>

The vulnerability is type CWE-125, complexity Medium, with the following description: ‘‘The Juniper parser in tcpdump before 4.9.2 has a buffer over-read in print-juniper.c allows remote attackers to cause a denial of service (application crash) or obtain sensitive information from process memory via a crafted packet.’’ </s>

Table 11: Comparison of reasoning output of R2VUL (1.5B), Qwen2.5-Coder-1.5B-Instruct, and MSIVD (CodeLlama-13B) for the vulnerable Python function above.

```

1.     static void zzip_entry_fprint(ZZIP_ENTRY* entry, FILE* out)
2.     {
3.         ZZIP_ENTRY_FILE* file = zzip_entry_fopen (entry, 0);
4.         if (file)
5.         {
6.             char buffer[1024]; int len;
7.             while ((len = zzip_entry_fread (buffer, 1024, 1, file)))
8.                 fwrite (buffer, len, 1, out);
9.             zzip_entry_fclose (file);
10.        }
11.    }

```

Figure 12: Vulnerable Python function associated with CVE-2020-18442 and CWE-835 (Loop with Unreachable Exit Condition (Infinite Loop)).

R2Vul 1.5B (ours)
<p><thinking></p> <p>1. Specific Code Constructs: The vulnerability arises from the 'fwrite' call within the loop. Specifically, the line 'fwrite (buffer, len, 1, out);' is problematic because it writes data without checking if there is enough space in the output buffer ('out') to accommodate the data being written.</p> <p>2. Mechanism of the Vulnerability: The issue stems from the fact that 'fwrite' does not perform bounds checking on the destination buffer size. If 'len' exceeds the current size of the output buffer pointed to by 'out', 'fwrite' will attempt to write beyond the allocated memory, leading to undefined behavior. This can result in a heap-based buffer overflow, where an attacker can overwrite adjacent memory, potentially altering program execution flow or corrupting data structures.</p> <p>3. Potential Impact: Exploiting this vulnerability could allow an attacker to execute arbitrary code, cause a denial of service by crashing the application, or leak sensitive information. By manipulating the contents of the input data or the state of the application, an attacker might be able to bypass security checks or gain unauthorized access.</p> <p>4. Contextual Relevance: This vulnerability aligns with CWE-787, which describes Out-of-bounds Write. It specifically matches CVE-2019-16515, indicating that the flaw occurs in the 'zzip_entry_fprint()' function due to improper handling of the 'fwrite' operation. The CVE description mentions that the vulnerability allows attackers to execute arbitrary code, crash the application, or leak sensitive information, which directly corresponds to the potential impacts discussed above.</p> <p></thinking></p> <p><output> YES </output></p>
Qwen2.5-Coder-1.5B-Instruct (CoT+Reflection)
<p><Thinking></p> <p>The given function 'zzip_entry_fprint' appears to be designed to print the contents of a ZIP entry to a file. However, there are a few potential vulnerabilities that could be exploited:</p> <ol style="list-style-type: none"> Buffer Overflow: The function reads up to 1024 bytes from the ZIP entry using 'zzip_entry_fread'. If the ZIP entry contains more data than this buffer can hold, it may lead to a buffer overflow. This could potentially allow an attacker to overwrite memory locations beyond the intended buffer size, leading to arbitrary code execution. File Handling Issues: The function does not handle file opening and closing properly. If the file cannot be opened, the function will continue to attempt to read from it, which could lead to undefined behavior or crashes. Resource Management: There is no explicit resource management in place for the ZIP entry file. If the function is called multiple times without closing the file after each call, it could lead to resource leaks. Error Handling: The function does not provide any error handling for file operations. If the file cannot be opened or read, the function will continue to execute, which could lead to unexpected behavior or crashes. Security Considerations: The function does not perform any security checks on the input parameters, such as ensuring that the ZIP entry pointer is valid or that the file pointer is not null. <p><Reflection> The function does contain some potential vulnerabilities related to buffer overflows and improper file handling. However, without additional context about the specific implementation and usage of the 'zzip_entry_fprint' function, it is difficult to determine the exact impact of these vulnerabilities.</p> <p><output> YES </output></p>
MSIVD (CodeLlama-13B)
<p>Yes. </s></p> <p>The vulnerability is type CWE-190, complexity Medium, with the following description: '''Integer overflow in the zzip_entry_fread function in zzip.c in libzip before 0.10 allows remote attackers to cause a denial of service (application crash) via a crafted ZIP archive.''' </s></p>

Table 12: Comparison of reasoning output of R2VUL (1.5B), Qwen2.5-Coder-1.5B-Instruct, and MSIVD (CodeLlama-13B) for the vulnerable C function above.

<p>Please evaluate the code changes on a scale from 0 to 4 based on the following criteria:</p> <ul style="list-style-type: none"> - Score 0: The changes are unrelated to fixing security vulnerabilities. - Score 1: The changes may involve minor refactoring, but do not focus on fixing security vulnerabilities. - Score 2: The changes suggest some improvement in code quality, with potential indirect effects on security, but not directly targeting vulnerabilities. - Score 3: The changes have a moderate focus on addressing security vulnerabilities. - Score 4: The changes clearly and directly target security vulnerabilities, providing a strong fix. <p>The length of the code should not influence your evaluation. Focus on the logic of the changes, line by line, and their relevance to vulnerability fixing. Consider the context provided by other functions in the same commit and the information about the CVE linked to this commit. Think step by step.</p> <pre> ### CVE ID: {cve_id} ### CVE Description: {cve_description} ### Commit Message: {commit_message} ### Original code snippet (code before changes): {original_code} ### Revised code snippet (code after changes): {revised_code} </pre>

Table 13: Prompt used to re-label our dataset using GPT-4o (adapted from (Li et al. 2024)).

Prompt for vulnerable functions
<p>The following function has been flagged as vulnerable.</p> <p>Input function:</p> <pre> '''{lang} {function} ''' </pre> <p>This function contains a vulnerability associated with the following CWE(s): {cwe_list}. Specifically, it is linked to {cve_id}, which is described as follows: {cve_desc}.</p> <p>Given this information, generate a detailed and coherent thought process within the <thinking> tags. Your reasoning should focus on the following elements:</p> <ol style="list-style-type: none"> 1. Specific Code Constructs: Identify the parts of the code that directly contribute to the vulnerability. 2. Mechanism of the Vulnerability: Explain how the identified code leads to the vulnerability (e.g., unsafe function calls, lack of input validation). 3. Potential Impact: Describe the consequences of exploiting this vulnerability. 4. Contextual Relevance: Relate your explanation to the provided CWE(s) and CVE description. Strictly follow these steps in your reasoning. Do not include more steps in your reasoning.
Prompt for non-vulnerable functions
<p>The following function has been flagged as non-vulnerable.</p> <p>Input function:</p> <pre> '''{lang} {function} ''' </pre> <p>This function has been reviewed and determined to not contain any known vulnerabilities.</p> <p>Given this information, generate a detailed and coherent thought process within the <thinking> tags. Your reasoning should focus on the following elements:</p> <ol style="list-style-type: none"> 1. Analysis of Code Safety: Identify specific aspects of the code that contribute to its security, such as proper use of safe coding practices or robust validation mechanisms. 2. Absence of Common Vulnerabilities: Discuss potential vulnerabilities that could arise in similar functions and explain why they are not applicable here. 3. Validation of the Non-Vulnerable Label: Provide evidence-based reasoning to justify why the function is secure and free of exploitable flaws. Strictly follow these steps in your reasoning. Do not include more steps in your reasoning.

Table 14: Prompt templates used to generate structured reasoning for vulnerable and non-vulnerable functions.

System prompt
<p>You are an AI assistant expert in software vulnerabilities. You use a chain-of-thought approach to answer queries. Follow these steps:</p> <ol style="list-style-type: none"> 1. Think through the problem step by step within the <code><thinking></code> tags. 2. Provide your final, concise answer within the <code><output></code> tags. <p>Important: The <code><thinking></code> section is for your internal reasoning process only. Do not include any part of the final answer in this section. The actual response for the query must be entirely contained within the <code><output></code> tags.</p> <p>Strictly use the following format for your response:</p> <pre> <thinking> [Your step-by-step reasoning goes here. This is your internal thought process, not the final answer.] </thinking> <output> [Your final, concise answer to the query. This is the only part that will be shown to the user.] </output> </pre>
User prompt
<p>Analyze the following function and determine whether it contains any vulnerabilities. Indicate your final decision with:</p> <ul style="list-style-type: none"> - YES: the function is vulnerable - NO: the function is not vulnerable <p>Output your final decision within the <code><output></code> and <code></output></code> tags. Strictly follow the output format.</p> <p>Input function:</p> <pre> ```{lang} {function} ``` </pre>

Table 15: System and user prompts used for CoT, SFT, and R2Vul.

System prompt
You are an expert in software security and vulnerability detection. Your task is to evaluate the reasoning outputs from three language models for a given code function.
User prompt
<p>**Code Function:** {function}</p> <p>**Ground-Truth Label:** {label}</p> <p>**Reasoning Outputs:** 1. Reasoning A: {reasoning_a}</p> <p>2. Reasoning B: {reasoning_b}</p> <p>3. Reasoning C: {reasoning_c}</p> <p>**Evaluation Instructions:** 1. **Comparative Analysis:** Compare the three reasoning outputs in terms of correctness, completeness, clarity, and actionability. Highlight strengths and weaknesses of each reasoning output relative to one another. 2. **Score Assignment:** After comparing, score each reasoning output on a scale of 1 to 5 for the following criteria: - Completeness: Does the reasoning cover the vulnerability mechanism or justify why the code is safe, considering edge cases and attack vectors? - Clarity: Is the reasoning logically structured, free of ambiguities, and using precise technical terms? - Actionability: Does the reasoning provide actionable insights like highlighting vulnerable lines, suggesting patches, or detailing risks? 3. **Final Selection:** Conclude by selecting the best reasoning output overall, justifying why it stands out based on the comparison and scores.</p>

Table 16: System and user prompts used in the qualitative assessment of reasoning experiments.