

Chain of Understanding: Supporting End-user Developers' Code Understanding with Large Language Models

Jie Gao*
Johns Hopkins University
Baltimore, MD, USA
jgao77@jh.edu

Yue Xue
Metatrust Labs
Singapore
xueyue@metatrust.io

Xiaofei Xie
Singapore Management University
Singapore
xfxie@smu.edu.sg

SoeMin THANT
Singapore-MIT Alliance for Research
and Technology
Singapore
soemin.thant@smart.mit.edu

Erika Lee
University of California San Diego
San Diego, CA, USA
erl015@ucsd.edu

Abstract

Code auditing demands a robust understanding of large codebases—an especially demanding task for end-user developers with limited expertise. To address this, we conducted formative interviews with experienced auditors and identified a “Chain-of-Understanding” approach, in which Large Language Models (LLMs) guide developers through hierarchical code comprehension—from high-level overviews down to specific functions and variables. Building on this, we incorporated Chain-of-Understanding concept into CodeMap, a system offering interactive visualizations, stepwise guided analysis, and context-aware chatbot support. Through a mixed-methods evaluation, including within-subject user studies with 10 participants of diverse backgrounds and 5 expert and 2 novice interviews, CodeMap was shown to be effective in reducing the manual effort of prompt engineering while enhancing engagement with visualization, outperforming both standalone LLMs and traditional static visualization tools.

CCS Concepts

• **Human-centered computing** → **Visualization systems and tools**.

Keywords

Code Auditing, Code Understanding, Large Language Models, Understanding Chain, Code Visualization

ACM Reference Format:

Jie Gao, Yue Xue, Xiaofei Xie, SoeMin THANT, and Erika Lee. 2018. Chain of Understanding: Supporting End-user Developers' Code Understanding with Large Language Models. In *Proceedings of Make sure to enter the correct*

*This work was done when the author was a postdoc at the Singapore-MIT Alliance for Research and Technology.

Permission to make digital or hard copies of all or part of this work for personal or classroom use is granted without fee provided that copies are not made or distributed for profit or commercial advantage and that copies bear this notice and the full citation on the first page. Copyrights for components of this work owned by others than the author(s) must be honored. Abstracting with credit is permitted. To copy otherwise, or republish, to post on servers or to redistribute to lists, requires prior specific permission and/or a fee. Request permissions from permissions@acm.org.

Conference acronym 'XX, June 03–05, 2018, Woodstock, NY

© 2018 Copyright held by the owner/author(s). Publication rights licensed to ACM.

ACM ISBN 978-1-4503-XXXX-X/18/06

<https://doi.org/XXXXXXX.XXXXXXX>

conference title from your rights confirmation email (Conference acronym 'XX). ACM, New York, NY, USA, 15 pages. <https://doi.org/XXXXXXX.XXXXXXX>

1 Introduction

Large Language Models (LLMs) are widely used for enhancing productivity in tasks such as code generation and repair [9, 13, 15, 18, 19, 36]. They can also serve as valuable tools for code auditing [21, 31, 32, 35, 39]. In this context, auditors perform in-depth analyses to identify security vulnerabilities, thereby maintaining the security and reliability of systems (e.g., decentralized applications) and preventing costly bugs and breaches. Unlike traditional software, vulnerabilities in smart contracts can directly result in irreversible financial losses [32, 37]; thus, manual auditing remains mandatory. This is also why many companies (e.g., Trail of Bits¹, CertiK²) offer auditing services.

Motivated by these urgent real-world needs in the smart contract auditing industry, we recognize an opportunity for LLMs to enhance productivity in code auditing. We aim to investigate the current usage of LLMs and users' actual demands. Specifically, we are curious about questions such as the particular stages of the auditing process where LLMs can assist, and whether existing tools like ChatGPT adequately meet these demands. These areas remain under-explored.

As LLM-supported code auditing is still an emerging field, with most discussions found in blogs like Medium, we adopted an inductive, bottom-up research approach [11, 12] (see an method overview in Figure 1). This approach involved gathering empirical insights through methods like formative interviews to understand the needs of code auditors and determine how LLMs can be most beneficial.

As an initial step of exploration, we propose our first research question: RQ1: During which phase of the code auditing process is an LLM primarily used, and how is it utilized? To answer RQ1, we conducted formative interviews with eight code auditors. Our findings revealed that ChatGPT plays a significant role in the “code understanding” phase of the auditing process. Specifically, we identified an essential but often-overlooked cognitive step—*auditors typically begin by analyzing code from a global perspective before zooming into more detailed, local information*. This is a process that

¹<https://blog.trailofbits.com/>

²<https://www.certik.com/resources>

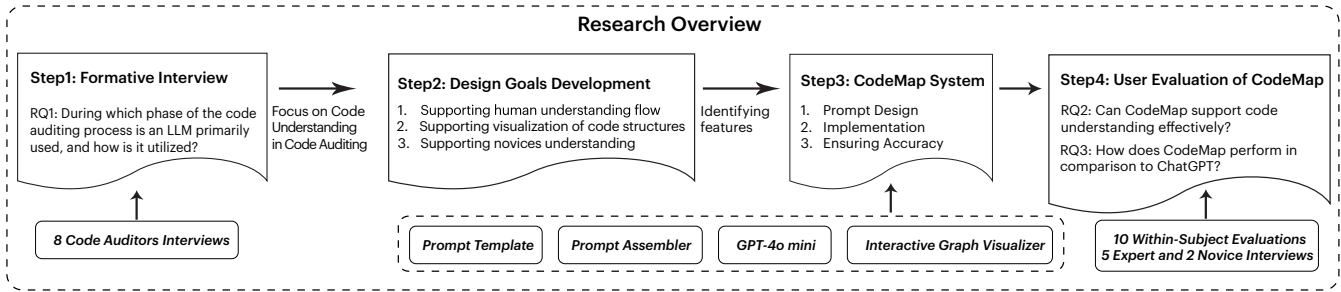


Figure 1: Our Inductive, bottom-up research method

aligning with many existing design principles [24, 30] while ChatGPT currently does not adequately support.

Building on this finding regarding the cognitive process involved in human code reading, we identified three design goals (Step 2 in Figure 1) and translated them into specific features of a web-based application: CodeMap (Step 3 in Figure 1). Lastly, we performed a system evaluation to assess its performance across codebases of difference sizes and programming languages, providing evidence for its potential generalizability. Additionally, we conducted a user study to validate its effectiveness, as addressed by RQ2: *Can CodeMap support code understanding effectively?* and to compare its performance against ChatGPT and a traditional visualization tool (i.e., Understand), as indicated by RQ3: *How does CodeMap perform in comparison to ChatGPT and traditional visualization tool (e.g., Understand)?*

We summarize our key insights and contributions as follows:

- (1) Empirically examining code auditors' current practices in code auditing and their usage of ChatGPT, conducted through a series of formative interviews. From these interviews, we identified: 1) code understanding as the most common and trusted use case of LLMs such as ChatGPT in code auditing, in contrast to existing tools that primarily focus on vulnerability detection; and 2) a common but often overlooked cognitive process—Chain-of-Understanding—which reveals a critical mismatch between the iterative navigation required by auditors and the linear, localized comprehension supported by tools like ChatGPT.
- (2) Introducing a web application that translates our empirical findings into concrete features, including: 1) an interactive and hierarchical visualization approach that balances high-level context with low-level details to support the Chain-of-Understanding, providing an alternative to lengthy textual outputs and traditionally overwhelming visualizations; and 2) step-by-step natural language guidance powered by carefully designed LLM prompts that embed structured code auditing expertise.
- (3) Evaluating CodeMap using a within-subject design, and comparing it against two baseline systems in a study with 10 participants with diverse background. Each participant completed a two-hour session consisting of three tasks. Additionally, we conducted complementary interviews with 5 experts and 2 novices from the formative study to gather further insights on CodeMap. Our evaluation showed that CodeMap enabled participants to spend less time on prompt

engineering compared to ChatGPT and facilitated greater engagement with the map through text guidance compared to Understand. These insights provided evidence to the effectiveness and usefulness of CodeMap.

2 Related Work

2.1 Utilization of LLMs in Code Auditing Tools

Current major approach in using LLMs for code auditing and vulnerability detection is to integrate their reasoning capabilities with predefined knowledge bases [21, 33, 37, 39] to enhance the auditing efficiency or automating the auditing process. These knowledge bases typically consist of rule sets commonly encountered during code auditing, often summarized by code auditors. Examples include scenario- or property-based rules in GPTScan [32], Ethereum Request for Comment (ERC) standards for defining smart contract behaviors in AuditGPT [39], and smart contract invariants detection by LLM, ensuring they remain intact [21, 37]. Additionally, Retrieval-Augmented Generation (RAG) has been used to assist LLMs in performing similarity comparisons with these knowledge bases [21, 31]. Furthermore, compilation and static analysis techniques have been applied to refine LLM-generated results [21, 32].

Similarly, existing auditing platforms such as SolGPT [29], Armour Code Scanner [2], and Audit Wizard.io [3] also integrate LLMs to assist with code auditing. However, most of them primarily use LLMs for vulnerability scanning [2]. The closest feature to our focus on code understanding is Audit Wizard.io, which offers a conversational LLM alongside the code IDE to support Q&A for code comprehension.

However, existing research and commercial software on LLM-supported code auditing primarily focuses on vulnerability detection. While the role of LLMs in code understanding for auditing tasks has been acknowledged [32], it has not been systematically studied. Our work with CodeMap extends these efforts by starting from initial scenarios and adopting a human-centric perspective to incorporate a Chain-of-Understanding process—aligning with human cognitive processes.

2.2 Human Code Understanding

LLM-assisted human code understanding. Current approaches to using LLMs for code understanding primarily focus on prompting the model to explain selected code snippets [1, 6, 27] or related concepts [1, 23]. For example, GILT [23] assists users by providing AI-generated overviews and allowing them to ask questions about

highlighted code. Similarly, Programmer Assistant integrates a conversational LLM alongside the code to answer queries about specific code segments [27]. This approach is comparable to state-of-the-art VSCode-like IDEs such as Cursor [7], which enables users to select different LLMs for in-context queries and bug fixing.

Information seeking behaviors in human code understanding. Aligning our study with code auditors' code understanding behavior, developers' behavior has also been widely explored in previous work to inform the design of software tools [5, 16, 17, 26]. For example, Ko et al. [16] has utilized information foraging theory to examine how developers seek, relate, and collect information effectively. The study identified key behaviors, starting with searching, followed by identifying relationships (e.g., incoming and outgoing dependencies), among others. These findings provided valuable insights for the development of IDE tools.

Visualization in human code understanding. Another line of code understanding does not rely on LLMs but instead leverages static analysis and visualization. For example, our baseline condition, Understand [28], provides various visualizations—including Control Flow, Data Flow, and UML Class Diagrams—though it does not currently support Solidity. However, as highlighted in our study, while such tools generate relationship graphs between classes, the information is often overwhelming due to its density and lack of natural language explanations, making it difficult for users to interpret. The latest work utilizing LLMs to support visualization is WaitGPT [40], which assists data analysts in monitoring lengthy outputs generated by LLMs [14], leveraging visualization to represent the steps of data analysis code during the conversational process. However, it is not designed to support complex code understanding, such as comprehending an entire codebase.

In summary, our proposed approach differs from previous work in two key ways: 1) It integrates Chain-of-Understanding within CodeMap to structure both visualization and textual information hierarchically, ranging from high-level overviews to low-level details, down to specific Q&A, aligning with the natural flow of human understanding. 2) It provides expertise-guided prompts that offer structured guidance for understanding an unfamiliar codebase, including step-by-step instructions that align with the main visualization..

3 Formative Interview

To answer *RQ1: During which phase of the code auditing process is an LLM primarily used, and how is it utilized?*, we conducted formative interviews with code auditors of varying experience levels to understand their current auditing practices, challenges, and expectations when integrating LLMs (i.e., ChatGPT) into code auditing. Formative interviews [8, 34] are a commonly used method in HCI research to extract insights and inform system design. This study has been approved by our institutional review board (IRB).

3.1 Methodology

Our semi-structured interviews involved 8 code auditors (3 females and 5 males), all of whom possessed experience in code auditing with ChatGPT and manual code auditing. The participants encompassed one audit specialist (P1), three senior code auditors (P2, P4,

P5), and four junior code auditors (P3, P6, P7, P8) possessing a minimum of 0.5 years of experience in code auditing. Further details can be found in Table 1.

During the interview, we asked participants to reflect upon and share their most notable code auditing practices and experiences of using ChatGPT for code auditing. In addition to narrating their experiences, we requested participants to demonstrate their code auditing process via screen sharing when feasible. We also explored the challenges they encountered with ChatGPT and their expectations concerning potential AI assistance in the process. All interviews were conducted virtually, audio-recorded, and transcribed through Zoom to facilitate subsequent analysis. Our specific interview questions are shown on our Website.

To derive nuanced insights from our data, two authors, including the interviewer and a qualitative researcher, employed a collaborative qualitative analysis process as per Richards et al. [25]. We began with independent open coding of three representative transcripts (P1, P2, P4). Following this initial round, we convened to discuss similarities, reconcile code conflicts, and establish consensus on a primary codebook. The codebook was tested and refined using two additional interview transcripts (P5, P6). Lastly, the second coder processed the three transcripts (P3, P7, P8). The findings from this process are presented in the following subsection. The full codebook and results can be found in Section 8.

3.2 Findings

3.2.1 Basic Code Auditing Process. Our participants generally followed three main stages in code auditing: Planning, Reasoning, and Validating.

- **Planning** is the stage where code auditors review the project's documentation, such as the README or other materials, to gain an overall understanding and then select specific functions or modules for auditing.
- **Reasoning** focuses on the actual discovery and analysis of vulnerabilities. Here, the auditor conducts a detailed examination of the selected functions or modules to identify potential security issues and vulnerabilities within the code.
- **Validating** involves confirming vulnerabilities and assessing their risks.

Among the three stages, the **planning** stage—particularly the "understanding" phase—had the highest number of codes and was mentioned by most participants as the phase in which they most frequently and successfully used ChatGPT for assistance. Therefore, we decided to focus on this phase in more detail and report the related challenges and expectations for LLM assistance.

3.2.2 The Key Role of Understanding in Planning Stage. Almost all participants (7/8) showed the Planning stage is crucial for the entire code auditing process when interacting with ChatGPT among these stages. Our participants (P2, P3, P5, P7, P8) emphasized that while ChatGPT can assist in all three stages of code auditing, they mostly want to use it to support understanding in the Planning phase. As P5 mentioned, "*ChatGPT is generally used for complex projects. Some functions may take too much time to understand, and they require more effort. Just letting ChatGPT help me interpret and quickly get started is useful.*"

Table 1: Demographic Information of Interview Participants

ID	Occupation	Education	ChatGPT Usage	Coding Experience (Years)	Auditing Experience (Years)	Software
P1	Audit Specialist	Master	Daily	7	3	🔗🔗🔗🔗
P2	Smart Contract Auditor	Master	Daily	2	2	🔗🔗🔗
P3	Software Engineer	Bachelor	Weekly	3	1.5	🔗🔗🔗
P4	Smart Contract auditor	Bachelor	Daily	2.5	2.5	🔗🔗🔗
P5	Smart Contract Auditor	Bachelor	Daily	2	2	🔗🔗
P6	Computer Science Student	Master's student	Daily	3	1	🔗🔗
P7	Smart Contract Auditor	Master's student	Daily	4	1	🔗🔗
P8	Smart Contract Auditor	Master's student	Monthly	3	0.5	🔗

🔗 Coding Platforms (e.g., auditwizard.io) 🔗 Assistance Tools (e.g., Vscode plugins) 🔗 Auditing Tools (e.g., slither, echidna, certora)

Moreover, P2 emphasized that human understanding remains indispensable even when employing LLMs: *"I hope LLM can assist me in the auditing process, but ultimately, I still want and also need to understand the project myself."* More importantly, correct prompting and understanding in the planning stage can significantly influence later stages. As P1 stated, *"If some key concepts are used in inappropriate scenarios [to prompt ChatGPT], ChatGPT may hallucinate, resulting in false positives."* This highlights the importance of building the correct context for ChatGPT to assist with later stages.

3.2.3 Process of Understanding. The process of understanding, particularly with the help of ChatGPT, begins with 1) a global-level understanding and then moves to a local-level analysis. In the global stage, auditors identify the specific contracts and code sections that are most critical to the project's core functions. Once this broader understanding is established, 2) auditors shift to examining local-level details, which provide deeper insights into specific components of the codebase.

At the **global level understanding**, auditors focus on three key aspects:

Project requirements and background. Auditors gather **high-level information** from README files and other documentation to gain a comprehensive understanding of the project's background and requirements. As P1, P3, P5, P6 and P8 mentioned, they *"typically start by browsing the Whitepaper themselves (i.e., readme) to get an initial understanding"*. P2 added that *"we often guess the meaning of specific terminologies and code references before engaging with ChatGPT"*. This helps auditors form a baseline understanding, allowing them to use ChatGPT more effectively for deeper analysis and clarification of complex aspects.

Global business logic flow. The global business flow, which outlines the main components of the project, their relationships, and the key files, function names, and variables within each part, is the primary aspect auditors aim to quickly grasp. P1 elaborated on this process: *"I first try to find the overall logic, and then look at its specific implementations. [Then] I read all the function names in the contract to see what functionalities it includes. For example, I can see that the contract includes functions like 'balance off', 'updating', etc. Then I extract the functions I can immediately understand. For instance, 'balance off' is used to get the corresponding balance, while 'get founding rate' and 'update founding rate' is used to set some key variables."* P6 added, *"After reading this, you get a general idea of what the code does, and you have a basic framework. Some companies might even provide business process architecture diagrams, which can be very helpful."*

Global function call relation map. Function call relation map for the overall codebase is another crucial piece of global-level

information our participants sought. It offers an overview of how different classes and functions interact within the code project through calls and usage. P4 explained his manual understanding code process: *"[After understanding the code framework] I look at the project's entry point – how the project starts, how it's played, and how data flows through it. I need to map out this entire process flow. After creating the flow diagram, I can compare it with the overall framework to understand what the project is doing."* P5 also mentioned, *"When reading the code again, I review the overall framework through the function call relation map to identify what the project mainly does and which aspects are particularly important for this project, such as areas involving funds or upgrades. Pay attention to these and make notes."*

After gaining a global, high-level understanding of the codebase, they **typically zoom in on local-level information**, focusing primarily on how functions and variables interact with each other:

Key variables' dependency order, relationships, and calculation methods. Auditors delve into the specifics of how variables are used and manipulated within the contracts. Specifically, they examine: 1) The order in which variables depend on each other is crucial for understanding the contract's execution flow; 2) The relationships between different variables help to identify any unexpected interactions or dependencies; 3) The methods used to calculate or update these variables, which is essential for verifying the correctness of the contract's logic and identifying potential mathematical or logical errors. For instance, P2 elaborated on the analysis of key variables: *"I would ask ChatGPT about the global variables, for example, those from lines 28 to 52 [on the shared screen]. I'd inquire about the purpose and function of each of these global variables and which business logic they correspond to."* Moreover, participants emphasized the importance of understanding how key variables and local components contribute to the overall business process.

Additionally, once they zoom in on a specific part, **multiple rounds of interaction with ChatGPT** may follow if they need clarification or more information on a particular point. For example, P2 continued to explain his understanding flow: *"If I think a variable is particularly important and could pose serious risks if not handled properly, I'd ask ChatGPT which functions use this variable and which functions modify it. So I can focus on examining those functions. After understanding the functions and roles of the global variables, I can then delve into individual functions. I might provide a code snippet to ChatGPT and ask it to describe what the code does, for example, if it's handling token exchanges, and to provide a detailed step-by-step analysis of the code."* This process was similarly observed among our other participants.

3.2.4 Challenges of Using LLMs to Support Code Understanding in Planning.

C1: Lack of Automated Guidance. ChatGPT lacks the ability to autonomously perform a standardized auditing process without explicit instructions at each step, making the process time-consuming and less efficient. P2 mentioned, "I have to explain to it slowly for it to know what I want to do. From the beginning, I have to input a contract and tell it step by step to analyze, and then guide it step by step to analyze that function or variable."

C2: Limited Context Processing. Auditors need to break down the code into smaller modules or individual contract files for ChatGPT to analyze effectively. P2 explained, "Basically, ChatGPT identifies contract files one by one. A project would be too large and impossible [to do so]. You can only divide it into several modules manually and then break it down further to each module to learn and analyze the program in ChatGPT."

C3: Inefficient Scanning Process. ChatGPT may analyze irrelevant or protected functions, leading to redundant efforts. P1 stated, "ChatGPT scanned some protected functions that didn't need to be scanned." Auditors have to filter out irrelevant functions to optimize the scanning process manually.

3.2.5 Suggestions for AI-assisted Code Auditing Tools.

S1: Predefined prompts integrated with expertise. Participants suggested to implement an interface with pre-defined prompts related to the code auditing task to guide the interaction with ChatGPT and ensure more effective and relevant results. P1 expressed interest in an interface similar to Audit Wizard³, where the AI assistant is positioned alongside the code, but suggested incorporating more predefined prompts: "If there were such prompts, I think it would be better." P5 added, "You can give it a template, paste the code, describe it, and then it will generate a specific response based on the template."

S2: Enhanced Context Visualization. Using data flowcharts or business flow diagrams to provide more context to ChatGPT and also help auditors more intuitively understand the overall project structure, module interactions, and business logic. As P2 mentioned, "It would be helpful to show the main business starting points, end-points, and processes from the current contract, along with visual graphs to highlight how different business flows relate to each other."

P6 expressed interest in more intuitive architecture or module design, saying, "What I'm looking for is a clear explanation of what this module actually does, including details about the specific functions called between different modules. This will allow developers or auditors to easily see at a glance what your protocol is designed to do, what external protocols it interacts with, and how internal interactions are structured."

Answer to RQ1: During which phase of the code auditing process is an LLM primarily used, and how is it utilized?

We have found that LLMs (e.g., ChatGPT) are primarily used in the code auditing process for code understanding, where a "Chain-of-Understandg" process happens: participants starting from a global perspective, moving to local elements, and then focusing on finer details through more specific queries. During understanding, LLMs are leveraged to clarify specific aspects of the code like functions, variables. But it lacks of automated guidance to users, has limited context support for codebase, and inefficient scanning for understanding purpose, etc. Our participants suggested to have predefined prompts integrated with expertise or using visualized ways to support this process.

4 CodeMap System

Based on our findings from the interviews, we have identified three design goals.

4.1 Design Goals (DGs)

4.1.1 DG1: Support Human Natural Code Understanding Flow. We aim to establish a chain of understanding through three levels, based on developers' comprehension of information. This flow of understanding is not only evident in our participants but also serves as a design principle in visualization [38]. To support this, we incorporate a feature chain (see Figure 2) that allows users to first grasp the overall structure and then zoom in on specific nodes for more detailed information. If any information or terms remain unclear, users can ask questions to a context-aware chatbot. (S1, C3, C1).

4.1.2 DG2: Support the Visualization of the Hierarchical Structure of the Codebase. We aim to build the mindmap of the codebase structure to provide users with a global context, complementing ChatGPT's capabilities of local and specific information. To support this, we generate both high-level *business component main map* and *function call map* that helps users quickly grasp the connections between different nodes, such as modules, classes, functions, and variables. (S2, C2)

4.1.3 DG3: Support Guided Map Understanding. Our goal is not to increase the learning curve for code understanding. Experts often build their understanding based on prior implicit knowledge, such as identifying entry points of the codebase (P4) or determining how to approach understanding the code (P1). We observed that while some participants had a clear understanding, others did not. Although this is not a limitation of ChatGPT itself, we believe it is essential to provide system guidance from the user's perspective. To support this, we have added a step-by-step guideline that assists novices in understanding the maps.

4.2 CodeMap Walkthrough

Here we use a specific scenario to demonstrate the usage of CodeMap's chain of code understanding feature (see Figure 2).

Suppose Alice wants to understand a codebase A. She reads the code using VSCode and simultaneously uploads it to CodeMap. Navigating to the Business Components section (see Figure ??), she starts with the Global Understanding feature. After a brief loading period, CodeMap presents a map displaying the overall flow of

³<https://www.auditwizard.io/>

the project’s business components. From there, Alice can review the global overview and follow the step-by-step guide to examine each node, gradually gaining insight into the relationships between different components and modules. At the same time, she returns to VSCode to review the original code, locate the specific component mentioned in the map, and compare the two related components to verify if the relationship indicated in the map holds true.

Once she has a basic understanding of the global information, she decides to explore a specific part in more detail. By clicking on a node (i.e., a component), a detailed local map appears, providing explanations such as function contents, variables, and the call and reference relationships within the component’s structure. This local view helps her explore the component’s flow, understand its role in the overall framework, and learn the functions inside the component.

If Alice wants to delve deeper into a specific node, she can click on it and ask a Chatbot powered by the GPT-4o mini model questions like, ‘*What does this node include?*’ She can also inquire about the overall project structure, and CodeMap will generate responses based on the uploaded code.

For a deeper analysis of the codebase, Alice can use the function call understanding feature to examine interrelationships between classes, following a similar interaction as with the business component flow.

4.3 Key Features

An example the user interaction with chain-of-understanding of CodeMap (e.g., business component map) is shown in Figure 3.

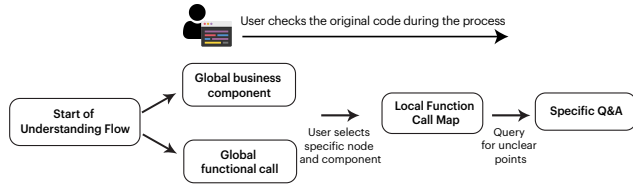


Figure 2: Chain of Code Understanding.

Table 2: Details of the content of each node and links.

	Business Component	Function Call	Local Map for Both Business Component and Function
Multiple Nodes	Module Name	Module Name	Function and Variables Name
Node	Component Name,	Class Name,	Interfaces, Classes, Methods
	Component Description,	Class Description,	
	Key Functions,	Key Functions,	
	Key Variables, Key Files	Key Variables, Key Files	
Link	Business Purposes	1. Inheritance relationship,	1. Inheritance relationship,
		2. Call Relation,	2. Implements relationship,
		3. Purpose	3. Defines relationship,
			4. Used-by relationship,
			5. Contains relationship

4.3.1 F1: Global Map. Aligning with DG1 and DG2, CodeMap includes a feature that displays a global map highlighting key modules and key classes. For business component map, it has key files, functions, and variables. For the function call map, the global map

additionally shows key files, functions, variables, and inheritance relationships. In the links between each node, showing the main purpose and functions of each link, e.g., component A is providing/managing data for component B. Similarly, the global map for function call would show the inheritance relationships between the key file/class level. More details are shown in Table 2. Each node is clickable to trigger the local understanding pane.

4.3.2 F2: Global Overview. Aligning with DG1 and DG3, to facilitate users to better understand the global map, our global understanding overview (see A1 in Figure 3) includes one line of *summary* of the project overview, *entryPoint* and *howToRun* it. Another part is the key modules and their functions in the whole codebase. Lastly, to facilitate an easier understanding, we added a step-by-step guide, in a logical way to connect different nodes, including pointing out starting from which node and to another node to facilitate users to understand the map better.

4.3.3 F3: Local Map. Aligning with DG1, to facilitate users to get understanding of a specific part, users can click on a specific node, and then the local understanding pane will be automatically opened, and then it will show the local map and the local explanations (see B in Figure 3). In the local map, the focus is primarily on function calls within specific files. This applies to both the local maps under *Business Component* and *Function Call*, which display specific links that illustrate the interrelationships between different function names.

4.3.4 F4: In-Context Query. Aligning with DG1, at the end of the chain of understanding, the user can ask questions based on the selected node (see B and C in Figure 3). The graph viewer will automatically identify the selected node and retrieve relevant information from the code vector store to answer these questions.

4.4 Prompt Design

Our global and local maps directly utilize the GPT-4o mini model to generate both the map visualizations and the text overview. Here, we use one prompt—business component map and overview (see Figure 4)—to explain how we design prompts that enable the model to output graphs. We would like to highlight that the prompts we designed are non-project-specific, with few-shot examples using generalized terms (e.g., Module1 → Module2), deliberately avoiding any details tied to specific programming language and projects.

After the codebase code vector space, CodeMap instructs GPT to generate two outputs. To produce the overview, GPT outputs JSON content containing key project metadata such as a summary, entry point identification, execution instructions, and a modular breakdown of components, along with a step-by-step architectural guide to help users navigate the project’s structure logically.

For the global understanding map, CodeMap uses DOT language as a medium for GPT to generate the desired maps and graphs. We provide specific output requirements and a few-shot example to ensure the output strictly adheres to the desired format.

For more detailed information about prompt design, please visit our website (see Section 8).

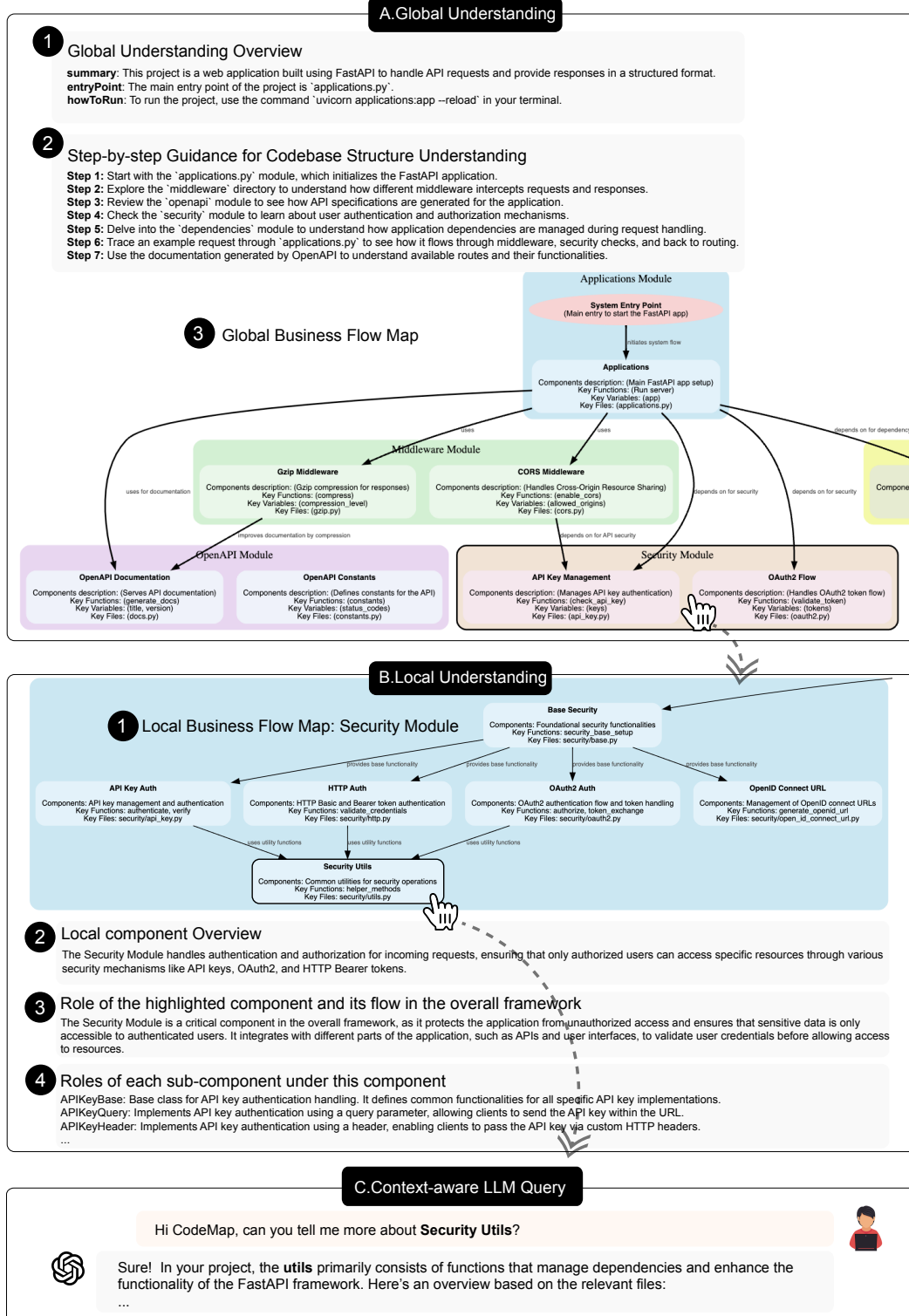


Figure 3: An illustration of Chain-of-Understanding within CodeMap system. To understand the system from a business perspective, users can explore: A) Global Understanding, B) Local Understanding and C) Context-aware LLM Query.

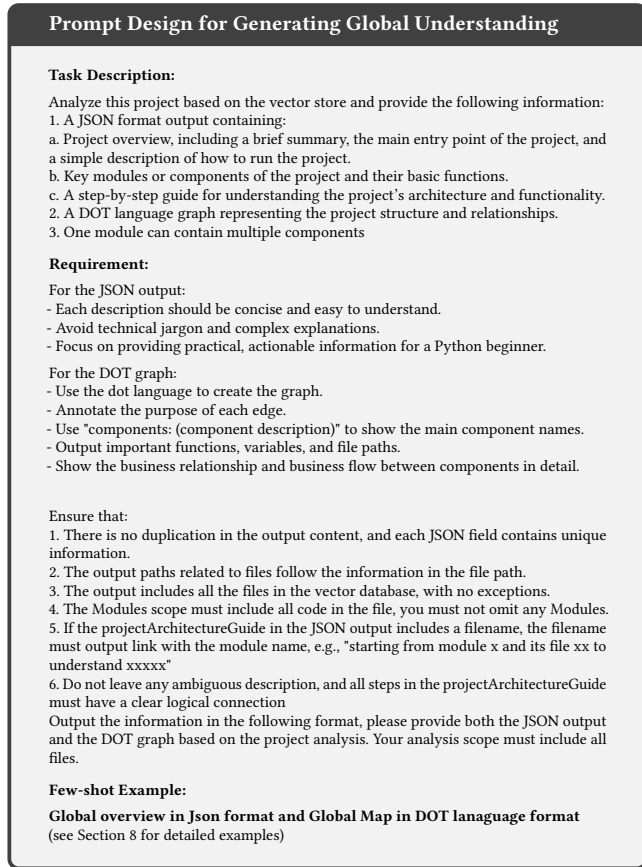


Figure 4: An example prompt for generating global understanding.

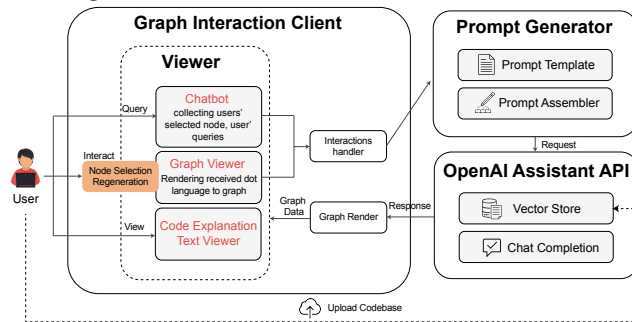


Figure 5: Implementation of CodeMap

4.5 Implementation

The system structure of CodeMap is shown in Figure 5. CodeMap is divided into two main components: the prompt generator and the graph interaction client. The prompt generator contains a prompt template and a prompt assembler, which together form structured GPT prompts based on user queries and selected graph nodes. These prompts are then sent to the OpenAI Assistant API, which uses the GPT-4o mini model to generate responses based on the vectorized data. On the frontend, CodeMap uses the React web framework and D3-Graphviz⁴ for real-time graph rendering and text explanations.

⁴<https://github.com/magjac/d3-graphviz>

From the user side, users can view and interact with the graph through node selection and graph regeneration. When a node is selected, CodeMap will collect the information and send it to GPT model to generate response.

From a technical perspective, CodeMap is designed to be domain-agnostic. Its outputs are fully generated using LLMs, which can effectively handle both domain-specific languages (e.g., Solidity) and general-purpose programming languages (e.g., Python).

4.6 Accuracy Ensuring Mechanism

We aim to ensure CodeMap generate code graphs with the highest possible accuracy. But our current solution—relying entirely on LLMs for code graph generation poses a risk to the accuracy of the generated graphs (e.g., missing components or files) compared to static code analysis. This limitation arises from inherent constraints in LLMs' RAG abilities at the time of our research⁵.

4.6.1 Accuracy Ensuring Mechanism. To achieve this goal of performance assurance, we implemented an iterative refinement process for graph generation, where each response automatically builds upon the output from the previous iteration. This iterative approach is commonly adopted to enhance the quality of final results when working with LLMs, as demonstrated in [10, 20]. However, it remains unclear how many iterations are necessary to reach a stable number of files generated in the graphs. To address this uncertainty, we conducted a system performance evaluation study aimed at identifying an appropriate parameter for the number of iteration rounds.

4.6.2 Performance Measurement Metric: Accuracy. We define an accuracy metric to quantitatively ensure performance. This metric assesses how accurately the generated graph includes files from the codebase. It is calculated following Baratloo et al. [4], based on file counts, as the number of files in the codebase is fixed and serves as a ground truth⁶. Ideally, all files uploaded to the vector store should be analyzed and represented in the graph. The closer the number of files in the graph generated by CodeMap approximates the ground-truth number of files in the codebase, the higher the accuracy should be.

4.6.3 Evaluation Setup. We evaluated CodeMap with the accuracy assurance mechanism across varying codebase sizes and programming languages. Specifically, we tested 9 Python projects, 8 Solidity projects, and 3 Java projects. We used GPT-4o-mini because OpenAI's model was among the most popular at the time of our research, and we also aimed to control the experimental costs. In particular, for each project, we generate maps using 10 separate OpenAI GPT-4o-mini assistant APIs⁷, each undergoing five refinement rounds as described in Section 4.6.1. Specifically, we compute the accuracy for each iteration by averaging the results obtained from these 10 API runs, thus ensuring a more robust and reliable evaluation. In total, we made more than 1000 assistant API calls for the formal experiment (excluding preliminary test experiments).

⁵Inconsistencies exist in the knowledge retrieval capabilities of LLMs using RAG when retrieving files from vector stores—not all files can be retrieved.

⁶Accuracy is calculated as $\text{Accuracy} = \frac{TP+TN}{TP+TN+FP+FN}$ [4], where TP represents the number of correctly retrieved files. In our specific context, TN is not applicable since there are no negative files need to be identified. Thus, only TP, FP, and FN are meaningful.

⁷<https://platform.openai.com/docs/assistants/overview>

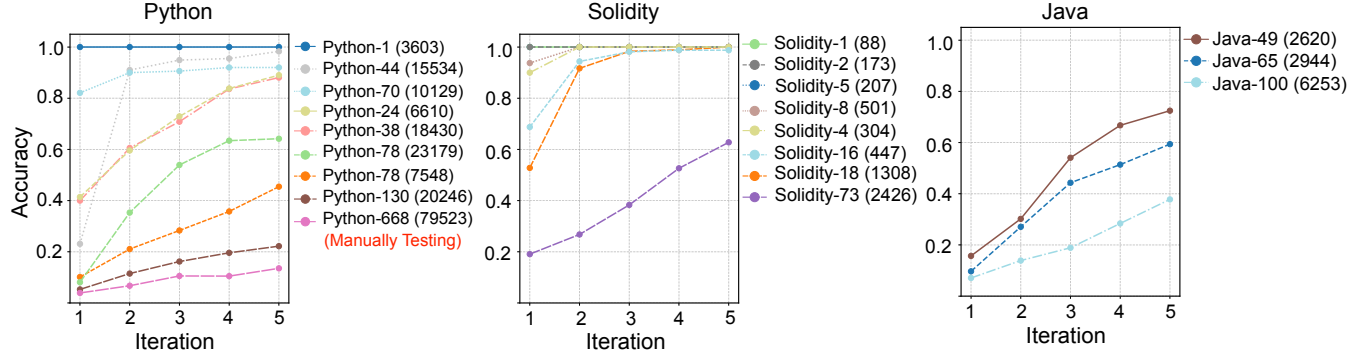


Figure 6: Accuracy Evaluation Results. Results for two popular object-oriented programming languages (Python and Java) and one smart-contract programming language (Solidity) are presented. The legend for each line indicates the programming language along with the number of files, and the total lines of code within brackets. For example, Python-44 (15534) represents a Python project with 44 files and 15,534 lines of code. However, due to OpenAI’s vector store limitation of a maximum of 100 files per upload, we could only manually test the key files of the Python-130 project and the Python-668 project to provide additional evidence regarding the effect of context size.

4.6.4 Results. Figure 6 shows the evaluation results. Overall, more iterations lead to higher accuracy, with accuracy increasing incrementally and stabilizing around the third iteration for Solidity and the fourth round for Solidity, and seeming not arrive at stable state for Java.

We observed that the stabilization trend is quite relevant to codebase size. For smaller codebases with fewer files, especially for Solidity project, high accuracy can be achieved with fewer iterations. In contrast, for larger codebases (e.g., Python-668, Solidity-73), accuracy improves more slowly with iterations, and maybe could never arrived at stabilization. Solidity codebases are typically smaller⁸, contributing to better performance, whereas Java codebases are generally more complex applications, resulting in slower accuracy growth.

5 User Studies

To collect user feedback, we conducted a within-subject design evaluation to assess the effectiveness of CodeMap. The studies have been approved by our institution’s IRB. We reimbursed each participant 10-15 USD according to our local study regulation.

5.1 User Study Design

5.1.1 Participant. We invited 10 participants with varying levels of coding experience and diverse background (see Table 3) to join our study, including not only code auditors and researchers who have both code auditing and development experiences in more general languages like Python, Java, etc. (P8, P9, P10), junior students (P4, P5, P6, P7), and professional smart contract industry auditor (P3). The primary criterion for participant inclusion was to ensure a robust evaluation of generalizability and usefulness. To this end, we involved both code auditors and general users without prior code auditing experience. Specifically, the general users: Had substantial programming experience but had not extensively reviewed the provided source code beforehand. Represented a diverse range of skill levels, from novice to expert developers. The inclusion of diverse participants enabled us to cover a wide range of scenarios,

providing a comprehensive assessment of our tool’s usefulness and generalizability.

Furthermore, the evaluation study conducted with general users provides empirical evidence of its potential generalizability. Therefore, we envision that CodeMap, as a “chain-of-understanding”-integrated web application powered by LLMs, can extend beyond the smart contract scope to other applications, including bug detection, code refinement, code summarization, and tasks across diverse programming languages.

5.1.2 Tasks. We selected three open-source Github repositories: 1) **Task 1: FastAPI**, 2) **Task 2: Flask** and 3) **Task3: Django**. We selected these three Python projects because they have the largest user bases and serve similar functions—they are Python-based web development frameworks that share many components, such as middleware and templating. Additionally, understanding the architecture of these projects requires only a minimal learning curve for general developers. Furthermore, we extracted the core parts of each task to reduce extraneous information (e.g., highly detailed README files vs. minimal documentation), as such variations could influence participants’ understanding—an important metric in our study.

5.1.3 Tools.

- **ChatGPT + VSCode (LLM Baseline):** The user can use VSCode to read the code of a given codebase and use ChatGPT (GPT-4o model) to understand the code through conversational prompting with the tool.
- **Understand⁹ + VSCode (Visualization Baseline):** The user can use VSCode to read the code of a given codebase, and then use Understand, a popular commercial software that allows user to visualize the architecture of the codebase.
- **CodeMap + VSCode:** The user can use VSCode to read the code of a given codebase, and then use CodeMap to understand the code through interaction with the tool.

Latin Square Design. We employed a within-subject design, allowing each participant to use three tools for the three tasks. To

⁸While its original codebase are large, we extracted those Solidity parts

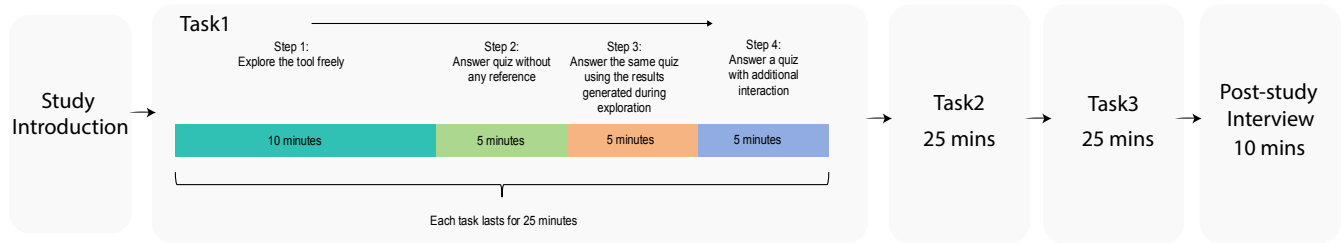
⁹<https://scitools.com/>

Table 3: Demographic Information of Study Participants

ID	Occupation	Field of Work/Study	ChatGPT Usage	Exp. (Years)	Languages	Task1->Task2->Task3 ¹
P1	Ph.D. Student	Software Engineering	Daily	10	C,C++,Python	
P2	Master Student	Software Engineering	Daily	4	Python	
P3	Audit Specialist	Smart Contract Auditing	Daily	7	Solidity	
P4	Ph.D. Student	LLM for SE	Daily	10	Java,Python	
P5	Ph.D. Student	ML Bug Detection	Daily	8	Python,Java	
P6	Ph.D. Student	ML Testing	Daily	10	Python	
P7	Ph.D. Student	Software Bug Mining	Daily	7	Java,Python	
P8	Security Researcher	Vulnerability Repairing	Daily	6	Python, Java, C	
P9	Security Researcher	Malicious Package Detection	Daily	6	Python, Javascript	
P10	Audit Specialist	General Code Auditing	Daily	6	Solidity,Python	

¹ For each participant, the sequence of the three tasks remains same; however, each task is performed with a different tool assisted.

CodeMap + VSCode ChatGPT + VSCode Understand + VSCode

**Figure 7: User Study Task Procedure**

minimize the influence of the task order on the results, we applied a Latin square design, ensuring that participants did not use the tools in the same sequence. The tasks are listed in Table 3.

5.1.4 Study Procedure. During the two-hour study session, the instructor introduced the task steps, familiarized participants with the tools' features, presented the codebases to be explored, and explained the quizzes to be completed. Following this, they were instructed to interact with three datasets—Task 1, Task 2, and Task 3—in the assigned sequence. Each task lasted 25 minutes (see study procedure in Figure 7), including free exploration with the tool. Participants completed the same quiz three times to assess their understanding under three different rounds: first, relying solely on memory (5 minutes, without any reference); next, using their previous answers while incorporating the generated results from their exploration (5 minutes); and finally, using their previous answers with the ability to further interact with the tool (5 minutes). At the end of the session, they were invited to complete a questionnaire comparing different dimensions of the three tools. Finally, they proceeded to answer several interview questions. We have asked their permission to record the whole session for further data analysis.

5.1.5 Evaluation Metrics.

Time Distribution: We are concerned with the specific tasks participants may engage in during the study. The activities we anticipate include time spent on prompt engineering for ChatGPT, time spent reading visualization maps for understanding, and time spent reading code using VSCode, among others. By analyzing the time distribution across these tasks, we aim to understand behavioral changes and the impact of using CodeMap compared to baseline conditions.

Understanding Level: We are concerned with the level of understanding users gain after using our tool through a Chain-of-Understanding process. To assess its impact, we designed a quiz to measure the understanding from three aspects of Chain-of-Understanding: (1) **high-level understanding**—the basic perception of what the project or task entails (Global Understanding); (2) **relationship understanding** (Global Understanding)—the ability to comprehend the relationships between different modules; and (3) **specific component understanding** (Local Understanding & Specific Q&A)—the function and structure of key modules. As mentioned in the procedure (see section 5.1.4), the quiz is filled during the intermediate steps to capture participants' understanding before they fully utilize the tool, allowing us to track their learning process more effectively.

5.1.6 Data Analysis. For the collected qualitative data, we transcribed the interview data and conducted a thematic analysis [22]. Two authors independently coded the first three transcripts and then collaborated to discuss their codes and resolve any discrepancies. From this process, a codebook was developed. One author then coded the remaining interview transcripts using the finalized codebook.

For quantitative data, we analyzed the time distribution across activities and examined user behaviors through video analysis, manually annotating the time spent on each activity. In total, we analyzed 18.48 hours of videos and spent 25 hours annotating interaction activities. Later, we conducted one-way ANOVA test¹⁰ on each activity to analyze the quantitative results and used Tukey

¹⁰We also performed the Shapiro test to ensure data normality.

HSD for post-hoc pairwise comparisons when necessary. Additionally, we used a two-way ANOVA test to analyze the understanding level metric and used Tukey HSD for post-hoc pairwise comparisons when necessary.

5.2 Complementary User Study: Expert and Novice Interviews

The user study in Section 5.1 is a relatively formal investigation that supports the collection of both qualitative and quantitative data. However, since our initial formative interviews lacked a detailed understanding of expert opinions, we sought to gain additional insights from four code audit experts (P4, P5, P7, and P8 from the initial study, referred to as EP1, EP2, EP3, and EP4) and one smart contract developer (EP3 from the initial study). We also included 2 **new novice undergraduate and master students** with only 1-2 years of coding and can only use Python and JavaScript (NP1 and NP2). These participants were interviewed to provide feedback on the CodeMap system. This study serves as a complementary component to our formal evaluation.

They participated in a 30-minute interview where CodeMap were presented. They were asked about their impressions of the system and were given the opportunity to freely explore these tools. Their feedback was collected through recorded audio, which we later transcribed and analyzed using thematic analysis similar to Section 5.1.6. The insights from this study serve as a supportive qualitative results for our Section 5.3.

5.3 Key Findings

We report the Key Findings (KF) for two research questions we proposed initially. One is RQ2: Can CodeMap support code understanding effectively? and RQ3: Can CodeMap support code understanding effectively? In each key finding below, we first report its gains in terms of different metrics like time and understanding level, and then compare it with the baseline conditions.

KF1: With hierarchical maps, CodeMap makes it easier to link different pieces of information, whereas ChatGPT struggles to establish a high-level structure, and Understand has difficulty with information digestion. While a two-factor ANOVA found no main effect, our descriptive statical data (see Figure 8) showed that CodeMap consistently scored slightly higher than ChatGPT and Understand across all metrics at both the *No Reference* and *After Reference* stages. Notably, CodeMap showed a greater advantage over ChatGPT in *Relationship Understanding* than in *High-level* or *Key Modules Understanding*. However, despite its visualization features, Understand did not enhance comprehension beyond ChatGPT's—let alone CodeMap's—even when users were restricted from advanced LLM features like querying new questions for quizzes (i.e., *No Reference* and *After Reference* stages). This suggests that visualization alone does not necessarily improve understanding more than textual information.

We further analyzed qualitative results to understand the factors influencing the scores. Our participants found that with the maps we have provided, they can 1) link different parts of information much better than using ChatGPT. This helped them to better digest the information generated by ChatGPT, which is very 2) long and complex, and hard to navigate (e.g., do back and forth checking).

In contrast, Understand's map, lacking natural language guidance and explanations, presented overwhelming information within the graphs, making it challenging for users to process.

CodeMap can link different parts of information better than ChatGPT using maps. With maps, it is easier to build the links between different modules while ChatGPT is hard to handle this kind of high-level complex thing. As P11 mentioned, "Well, for this tool, I think the most convenient aspect is that it establishes the relationships between different modules and provides an overview of the entire project. I find this very convenient because using ChatGPT, especially for projects with a lot of nodes, can be quite cumbersome. The more nodes there are, the more troublesome it becomes. So, I think this aspect is the most useful, along with its visualization format." In contrast, using ChatGPT needs to go back and forth to check what the relations are. Like P3 said, "I kept having to go back and forth or scroll up and down to see what the relations are." Like P10 said, "ChatGPT [makes it] difficult because everything was descriptive. And for me, I need to investigate that description, a very long description. I don't know whether the information is correct or not. So blindly I have to believe in my heart that the ChatGPT will definitely give true results. And I have to investigate my time and then read, but compare it."

CodeMap's map is less overwhelming and offers better guidance for reading maps than traditional Static Analysis Maps, which lack interaction and textual explanations, making them less useful for users. Traditional static analysis tools often generate call graphs for an entire codebase, providing abundant information but in an overwhelming manner. They also lack (1) interactivity and (2) clear guidance to help users effectively digest the information. For example, P10 stated, "I really like CodeMap's natural language guidance, which makes the information more intuitive. Understand seems more suitable for those already familiar with the codebase rather than for code auditing tasks, where users frequently need to review new code."

KF2: CodeMap reduces the time needed for prompt engineering, whereas GPT requires extensive prompting time and expertise; CodeMap also encourages users to spend more time engaging with its guidance compared to Understand. A one-factor ANOVA test revealed a significant main effect of different tools on the time spent reading code in the IDE: *Free Exploration* ($F(2, 18), p < .001$) and *Answering Quiz with Reference* ($F(2, 18), p < .01$). These effects were observed between Understand and CodeMap or ChatGPT.

Understand vs. (ChatGPT and CodeMap): As shown in Figure 9, post hoc comparisons using the Tukey HSD test revealed that participants spent significantly more time reading code in the IDE with Understand (*Mean* = 5.38 mins) than with CodeMap (*Mean* = 1.49 mins, $p < .001$) or ChatGPT (*Mean* = 2.97 mins, $p < .05$). In contrast, with CodeMap and ChatGPT, participants spent limited time reading code in the IDE; instead, most of their time was dedicated to reading LLM responses in ChatGPT (*Mean* = 4.3 mins) or text explanations in CodeMap (*Mean* = 3.07 mins). This shift suggests that participants using Understand were less inclined to engage with the map and instead relied on raw code in VS Code to comprehend the structure, rather than leveraging the visualization feature. Consequently, they also spent more time reading code in the IDE when answering the quiz with reference. An interesting observation was that the total time spent using CodeMap and Understand

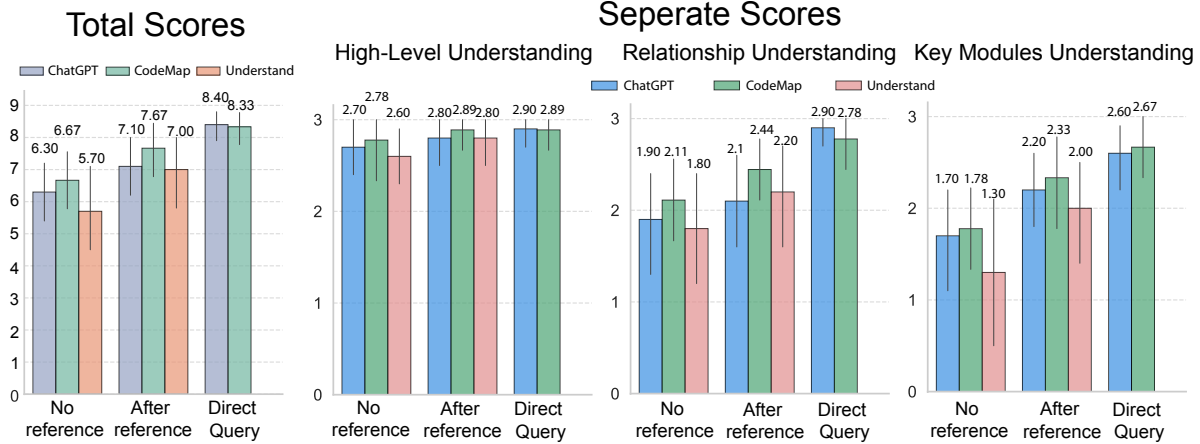


Figure 8: Total Understanding Level: The scores are calculated by averaging all participants' total scores across Task 1, Task 2, and Task 3, reflecting their overall understanding level. Understanding levels across three specific dimensions: High-level understanding, Relationship understanding, and Key module understanding.

was relatively similar. However, the additional text explanations in CodeMap resulted in longer engagement time.

ChatGPT vs. CodeMap: As shown in Figure 9, pairwise comparisons using t-test indicated that participants spent significantly more time composing prompts when using ChatGPT ($Mean = 1.39$ mins) compared to CodeMap ($Mean = 0.38$ mins, $p < .05$).

We further analyzed qualitative results to understand the factors influencing the time distributions:

CodeMap enables users to engage more with visualization compared to Understand. CodeMap's intuitive and less overwhelming maps, combined with step-by-step guidance, simplify the complex visualizations found in traditional static analysis tools like Understand. As P5 stated, "Understand's map is not human-readable; it is designed for machines to analyze." Similarly, P9 remarked, "Understand's map is useful for particularly large projects and for people already familiar with the codebase, rather than for code auditing, which often involves reading new code."

Codebase has less prompt engineering and navigating across the content, more codebase analysis results compared to ChatGPT. CodeMap saved time for prompting engineering while ChatGPT needs lots of prompting time and prompting expertise. With less time spent in jumping between different parts of explanations, users can save a lot of time in understanding and reading the generated text guidance, like P3 said, "I'm spending less time sort of jumping between parts of the explanations with CodeMap then I definitely make it more efficient." P10 also mentioned, "If a person whose time constraint is very less and he wants to understand it, update the codebase, he can understand the codebase in less amount of time if he wants."

Since ChatGPT doesn't have context, it requires users to build context, if they would like to build some high-level understanding, they need to "spend more time to do some prompting and answering with ChatGPT" (EP1). But the building of this kind of context needs lots of prompting engineering, which is not only time-consuming but also needs a lot of expertise in both prompting engineering and the project itself. P6 mentioned that "You need to teach ChatGPT and to prompt it [before you can formally use it], and then give content to make it have something meaningful."

KF3: CodeMap supports a basis for starting while ChatGPT and Understand need to build from scratch, supporting both novices and experts. Since this analysis requires expertise to break down the information, users typically need domain-specific knowledge to obtain meaningful insights. CodeMap incorporates pre-defined prompts, allowing users to bypass the need to formulate questions from scratch when interacting with ChatGPT. It functions as an organized prompting system that provides expert-level guidance. As EP2 mentioned, "So I rated ChatGPT quite low because it doesn't tell me anything about the complex process of coding. It just analyzes for me whatever I tell you to analyze. So I need to know what I want to analyze. Whereas CodeMap is already designed like an expert would analyze it, right? And so if, since it's broken down into those individual components, the global, the functional, the module level, and then plus you have the opportunity to chat."

In this situation, since CodeMap has provided a list of "understanding guides", NP1 mentioned that, "Suppose I'm a newbie to any application if I want to work on a new application, my primary objective is to understand what is the application about it is giving the clarity about it...like Step0, Step1, Step2, Step3, so how the things are being going on, it is present in the code map." For NP1, an undergraduate student, who has some basic understanding of coding but not a lot, when he interacted with ChatGPT, he felt lost and could ask questions like "Can you explain starlette?"¹¹ after he interacted with CodeMap, he mentioned that "This is so amazing because when I just, especially for like the first time when you just handle this project and you have no idea what it is about, I think this one is a very good guide for you to stand."

5.4 Usability Test

Our questionnaire results (see Figure 10) showed that participants generally found CodeMap 'easy to use' and 'intuitive'. They also gave significantly better feedback on most dimensions.

¹¹Starlette is a lightweight ASGI (Asynchronous Server Gateway Interface) framework for building high-performance web applications and APIs in Python.

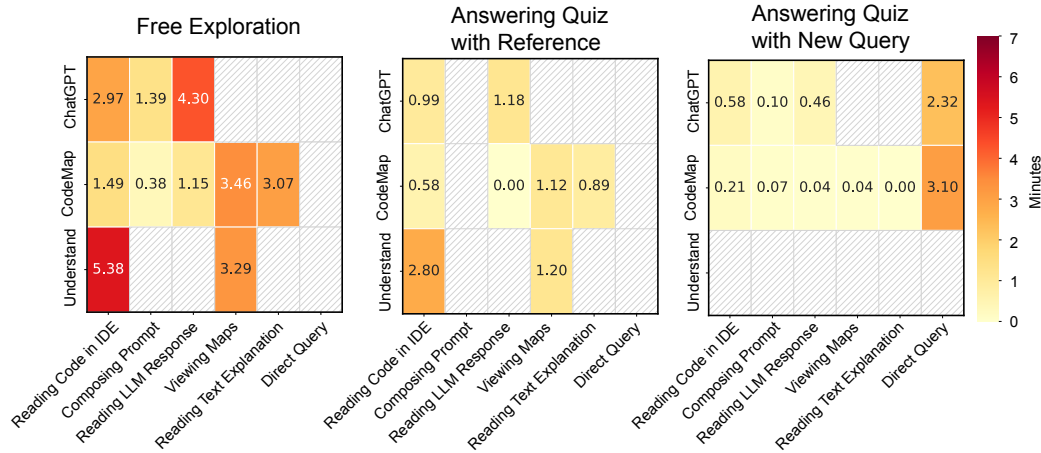


Figure 9: Time distribution on different activities.

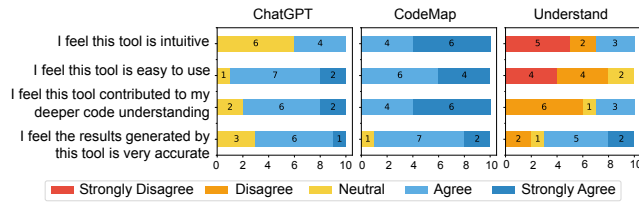


Figure 10: Questionnaire Results: Our questionnaire revealed that users were more satisfied with CodeMap compared to Others.

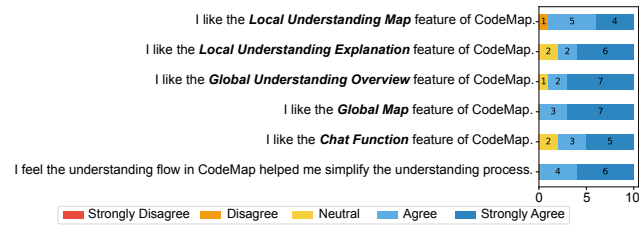


Figure 11: User Satisfaction with Different Features of CodeMap.

Answer to RQ2 and RQ3: Can CodeMap support code understanding effectively? How does CodeMap perform in comparison to ChatGPT and Understand?

Overall, CodeMap encouraged users to rely more on interactive visual maps with additional natural language guidance and simplification, in contrast to the overwhelming and obscure figures of Understand (KF2). This also led to reduced time spent on prompt engineering compared to ChatGPT (KF2), lowering the expertise required (KF3). Additionally, the shift in user activities throughout the process enhanced their understanding within the given time (KF1).

6 Discussion

6.1 Generalizability and Application Scenarios

Chain-of-Understanding Generalization. Chain-of-Understanding (summarized in Figure 2) is inherently broader in scope, mirroring general activities such as writing a paper, reading a book, or grasping complex concepts. This aligns with established theories in UX design, like the visual hierarchy principle [30], and cognitive science theories, such as information-foraging theory [24]. This general idea highlights the foundational relevance of our approach beyond the smart contract domain.

CodeMap in collaboration settings. In typical professional software teams, collaboration is common, and audits can scale significantly. The team leader first reviews the whole project for a high-level understanding and then divides tasks among team members. CodeMap could be potentially used to support collaboration and large-scale audits through the following features: 1) Facilitating High-Level Understanding: CodeMap is designed to enable a faster initial understanding of the codebase, especially the relationships between each parts of the codebase. This feature helps team leaders and teams quickly gain a high-level overview, which is critical for effective task distribution. 2) Supporting Task-Specific Analysis: Once tasks are distributed, individual auditors can use CodeMap to analyze their assigned portions of the code in detail. Before delving into detailed analysis, CodeMap facilitates a faster high-level understanding, allowing users to verify that tasks have been appropriately assigned or plan their tasks.

CodeMap in education. Since CodeMap incorporates expertise in code understanding, it can be applied to various code-related tasks. For example, in educational settings, students without expertise in code auditing, especially when working with unfamiliar codebases, can receive better guidance by interacting with the codebase through CodeMap.

6.2 Threats to Validity

The study faces both internal and external validity challenges primarily concerning the codebase size becomes larger. CodeMap relied on the RAG technology of OpenAI's Assistant API, making its performance dependent on the supported context length. In particular, when the codebase becomes very large (e.g., the Python-668

project), in our case, OpenAI's Vector Store—used to store codebase data for CodeMap—fails to accommodate all files. Overall, our accuracy assurance mechanism becomes increasingly challenging and costly, as achieving acceptable accuracy may require additional iterations. Even after many rounds, the final accuracy might still be unsatisfactory. Two promising approaches could potentially mitigate this issue: 1) **Combining with static analysis before codebase is passed to LLM for map generation**, using the LLM solely as an agent to organize information into different hierarchies rather than generating and analyzing the codebase from scratch. 2) **Applying more advanced RAG technology** capable of handling larger context sizes to enhance the accuracy and effectiveness of capability map generation.

Moreover, while the iterative refinement process and trend analysis help mitigate accuracy limitations, they cannot guarantee that the generated results will be 100% accurate due to the LLM's hallucination issue. Similarly, potential approaches can help mitigate this challenge: 1) Developers can design **better prompting strategies** to enable more precise formatting and few-shot learning. 2) **Combining static analysis** both before codebase generation and after generation as a verification step could be beneficial. 3) When using CodeMap, users can be guided to **cross-read with the raw code** to ensure accuracy and reliability.

External validity concerns arise due to the small sample size. Although the study includes both code auditors and general users, the 10 participants may not fully represent the diversity of potential users. However, this sample size falls within the typical range for HCI studies. Additionally, focusing on web frameworks like Flask and FastAPI may not capture the full range of code complexity found in real-world settings. Expanding the human study to include more languages, project sizes, and domains could improve generalizability.

7 Conclusion

In this paper, we employed an inductive approach to explore the usage of LLMs in code understanding within the code auditing domain. From these insights, we identified key design goals and translated them into essential features. We developed CodeMap, a tool that supports code understanding by aligning with the natural flow of human cognition, generating code maps based on code structure, and offering step-by-step guidance. Our user study demonstrates its effectiveness in linking complex information and saving time on prompt engineering.

8 Data Availability

All data are available here: <https://sites.google.com/view/codemapforoverview> [18].

9 Acknowledgments

We thank Chen Zhou for participating in the data analysis of the first study and for assisting in conducting part of the final user study. We also thank our collaborators for the useful discussions during idea formation, and our interview participants in code auditing and code security for their valuable insights and assistance in testing our system.

References

- [1] Georgy Andryushchenko, Vladimir Ivanov, Vladimir Makharev, Elizaveta Tukhtina, and Aidar Valeev. 2024. Leveraging Large Language Models in Code Question Answering: Baselines and Issues. arXiv:2411.03012 [cs.CL] <https://arxiv.org/abs/2411.03012>
- [2] Armur-Ai. 2025. Armur Code Scanner. <https://github.com/Armur-Ai/Armur-Code-Scanner>. Accessed: 2025-02-26.
- [3] Audit Wizard. 2025. Audit Wizard: AI-Powered Code Auditing. <https://www.auditwizard.io/>. Accessed: 2025-02-26.
- [4] Alireza Baratloo, Mostafa Hosseini, Ahmed Negida, and Gehad El Ashal. 2015. Part 1: simple definition and calculation of accuracy, sensitivity and specificity. *Emergency* 3, 2 (2015), 48.
- [5] Shraddha Barke, Michael B. James, and Nadia Polikarpova. 2023. Grounded Copilot: How Programmers Interact with Code-Generating Models. *Proc. ACM Program. Lang.* 7, OOPSLA1, Article 78 (April 2023), 27 pages. <https://doi.org/10.1145/3586030>
- [6] Eason Chen, Ray Huang, Han-Shin Chen, Yuen-Hsien Tseng, and Liang-Yi Li. 2023. GPTutor: a ChatGPT-powered programming tool for code explanation. arXiv:2305.01863 [cs.HC] <https://arxiv.org/abs/2305.01863>
- [7] Cursor. 2025. Cursor: AI-Powered Coding Assistant. <https://www.cursor.com/features>. Accessed: 2025-02-26.
- [8] Joel Gittelsohn, Allan Steckler, Carolyn C Johnson, Charlotte Pratt, Mira Grieser, Julie Pickrel, Elaine J Stone, Terry Conway, Derek Coombs, and Lisa K Staten. 2006. Formative research in school and community-based health programs and studies: "State of the art" and the TAAG approach. *Health education & behavior* 33, 1 (2006), 25–39.
- [9] Qiuhan Gu. 2023. LLM-Based Code Generation Method for Golang Compiler Testing. In *Proceedings of the 31st ACM Joint European Software Engineering Conference and Symposium on the Foundations of Software Engineering* (San Francisco, CA, USA) (ESEC/FSE 2023). Association for Computing Machinery, New York, NY, USA, 2201–2203. <https://doi.org/10.1145/3611643.3617850>
- [10] Ziwei Gu, Ian Arawjo, Kenneth Li, Jonathan K. Kummerfeld, and Elena L. Glassman. 2024. An AI-Resilient Text Rendering Technique for Reading and Skimming Documents. In *Proceedings of the 2024 CHI Conference on Human Factors in Computing Systems* (Honolulu, HI, USA) (CHI '24). Association for Computing Machinery, New York, NY, USA, Article 898, 22 pages. <https://doi.org/10.1145/3613904.3642699>
- [11] Brett K Hayes, Evan Heit, and Haruka Swendsen. 2010. Inductive reasoning. *Wiley interdisciplinary reviews: Cognitive science* 1, 2 (2010), 278–292.
- [12] Issam Jebreen. 2012. Using inductive approach as research strategy in requirements engineering. *International Journal of Computer and Information Technology* 1, 2 (2012), 162–173.
- [13] Juyong Jiang, Fan Wang, Jiasi Shen, Sungju Kim, and Sunghun Kim. 2024. A Survey on Large Language Models for Code Generation. arXiv:2406.00515 [cs.CL] <https://arxiv.org/abs/2406.00515>
- [14] Peiling Jiang, Jude Rayan, Steven P. Dow, and Haijun Xia. 2023. Graphologue: Exploring Large Language Model Responses with Interactive Diagrams. In *Proceedings of the 36th Annual ACM Symposium on User Interface Software and Technology* (San Francisco, CA, USA) (UIST '23). Association for Computing Machinery, New York, NY, USA, Article 3, 20 pages. <https://doi.org/10.1145/3586183.3606737>
- [15] Matthew Jin, Syed Shahriar, Michele Tufano, Xin Shi, Shuai Lu, Neel Sundaresan, and Alexey Svyatkovskiy. 2023. InferFix: End-to-End Program Repair with LLMs. In *Proceedings of the 31st ACM Joint European Software Engineering Conference and Symposium on the Foundations of Software Engineering* (San Francisco, CA, USA) (ESEC/FSE 2023). Association for Computing Machinery, New York, NY, USA, 1646–1656. <https://doi.org/10.1145/3611643.3613892>
- [16] Amy J. Ko, Brad A. Myers, Michael J. Coblenz, and Htet Htet Aung. 2006. An Exploratory Study of How Developers Seek, Relate, and Collect Relevant Information during Software Maintenance Tasks. *IEEE Transactions on Software Engineering* 32, 12 (2006), 971–987. <https://doi.org/10.1109/TSE.2006.116>
- [17] Hongwei Li, Zhenchang Xing, Xin Peng, and Wenyun Zhao. 2013. What help do developers seek, when and how?. In *20th Working Conference on Reverse Engineering (WCORE)*. 142–151. <https://doi.org/10.1109/WCORE.2013.6671289>
- [18] Feng Lin, Dong Jae Kim, Tse-Husn, and Chen. 2024. When LLM-based Code Generation Meets the Software Development Process. arXiv:2403.15852 [cs.SE] <https://arxiv.org/abs/2403.15852>
- [19] Feng Lin, Dong Jae Kim, Tse-Husn, and Chen. 2024. When LLM-based Code Generation Meets the Software Development Process. arXiv:2403.15852 [cs.SE] <https://arxiv.org/abs/2403.15852>
- [20] Yiren Liu, Si Chen, Haocong Cheng, Mengxia Yu, Xiao Ran, Andrew Mo, Yiliu Tang, and Yun Huang. 2024. How AI Processing Delays Foster Creativity: Exploring Research Question Co-Creation with an LLM-based Agent. In *Proceedings of the 2024 CHI Conference on Human Factors in Computing Systems* (Honolulu, HI, USA) (CHI '24). Association for Computing Machinery, New York, NY, USA, Article 17, 25 pages. <https://doi.org/10.1145/3613904.3642698>
- [21] Ye Liu, Yue Xue, Daoyuan Wu, Yuqiang Sun, Yi Li, Miaolet Shi, and Yang Liu. 2024. PropertyGPT: LLM-driven Formal Verification of Smart Contracts through

- Retrieval-Augmented Property Generation. arXiv:2405.02580 [cs.SE] <https://arxiv.org/abs/2405.02580>
- [22] Moira Maguire and Brid Delahunt. 2017. Doing a thematic analysis: A practical, step-by-step guide for learning and teaching scholars. *All Ireland journal of higher education* 9, 3 (2017).
- [23] Daye Nam, Andrew Macvean, Vincent Hellendoorn, Bogdan Vasilescu, and Brad Myers. 2024. Using an LLM to Help With Code Understanding. arXiv:2307.08177 [cs.SE] <https://arxiv.org/abs/2307.08177>
- [24] Nielsen Norman Group. [n.d.]. Information Foraging: A Theory of How People Navigate on the Web. <https://www.nngroup.com/articles/information-foraging/>. Accessed: 2025-02-24.
- [25] K Andrew R Richards and Michael A Hemphill. 2018. A practical guide to collaborative qualitative data analysis. *Journal of Teaching in Physical education* 37, 2 (2018), 225–231.
- [26] Tobias Roehm. 2015. Two User Perspectives in Program Comprehension: End Users and Developer Users. In *2015 IEEE 23rd International Conference on Program Comprehension*. 129–139. <https://doi.org/10.1109/ICPC.2015.22>
- [27] Steven I. Ross, Fernando Martinez, Stephanie Houde, Michael Muller, and Justin D. Weisz. 2023. The Programmer's Assistant: Conversational Interaction with a Large Language Model for Software Development. In *Proceedings of the 28th International Conference on Intelligent User Interfaces* (Sydney, NSW, Australia) (IUI '23). Association for Computing Machinery, New York, NY, USA, 491–514. <https://doi.org/10.1145/3581641.3584037>
- [28] SciTools. 2025. SciTools: Advanced Static Analysis for Software Development. <https://scitools.com/>. Accessed: 2025-02-26.
- [29] SolGPT. 2025. SolGPT: AI-powered Solutions. <https://solgpt.ai/>. Accessed: 2025-02-26.
- [30] Jeremiah D Still. 2018. Web page visual hierarchy: Examining Faraday's guidelines for entry points. *Computers in Human Behavior* 84 (2018), 352–359.
- [31] Yuqiang Sun, Daoyuan Wu, Yue Xue, Han Liu, Wei Ma, Lyuye Zhang, Yang Liu, and Yingjiu Li. 2024. LLM4Vuln: A Unified Evaluation Framework for Decoupling and Enhancing LLMs' Vulnerability Reasoning. arXiv:2401.16185 [cs.CR] <https://arxiv.org/abs/2401.16185>
- [32] Yuqiang Sun, Daoyuan Wu, Yue Xue, Han Liu, Haijun Wang, Zhengzi Xu, Xiaofei Xie, and Yang Liu. 2024. GPTScan: Detecting Logic Vulnerabilities in Smart Contracts by Combining GPT with Program Analysis. In *Proceedings of the IEEE/ACM 46th International Conference on Software Engineering* (Lisbon, Portugal) (ICSE '24). Association for Computing Machinery, New York, NY, USA, Article 166, 13 pages. <https://doi.org/10.1145/3597503.3639117>
- [33] Yuqiang Sun, Daoyuan Wu, Yue Xue, Han Liu, Haijun Wang, Zhengzi Xu, Xiaofei Xie, and Yang Liu. 2024. GPTScan: Detecting Logic Vulnerabilities in Smart Contracts by Combining GPT with Program Analysis. In *Proceedings of the IEEE/ACM 46th International Conference on Software Engineering*. ACM, Lisbon Portugal, 1–13. <https://doi.org/10.1145/3597503.3639117>
- [34] The Compass for SBC. [n.d.]. How to Conduct Qualitative Formative Research. <https://thecompassforsbc.org/how-to-guide/how-conduct-qualitative-formative-research>. Accessed: 2025-02-24.
- [35] The Institute of Internal Auditors. 2024. AI-Powered Auditing: Unlocking the Potential of LLMs in the Audit Lifecycle. <https://www.theiia.org/en/products/learning-solutions/webinar/ai-powered-auditing-unlocking-the-potential-of-llms-in-the-audit-lifecycle/>. Webinar.
- [36] Shubham Ugare, Tarun Suresh, Hangoo Kang, Sasa Misailovic, and Gagan-deep Singh. 2024. SynCode: LLM Generation with Grammar Augmentation. arXiv:2403.01632 [cs.LG] <https://arxiv.org/abs/2403.01632>
- [37] S. Wang, K. Pei, and J. Yang. 2024. SmartInv: Multimodal Learning for Smart Contract Invariant Inference. In *2024 IEEE Symposium on Security and Privacy (SP)*. IEEE Computer Society, Los Alamitos, CA, USA, 2217–2235. <https://doi.org/10.1109/SP54263.2024.00126>
- [38] InfoVis Wiki. 2024. *Focus-plus-Context*. <https://infovis-wiki.net/wiki/Focus-plus-Context>
- [39] Shihao Xia, Shuai Shao, Mengting He, Tingting Yu, Linhai Song, and Yiyang Zhang. 2024. AuditGPT: Auditing Smart Contracts with ChatGPT. arXiv:2404.04306 [cs.CR] <https://arxiv.org/abs/2404.04306>
- [40] Liwenhan Xie, Chengbo Zheng, Haijun Xia, Huamin Qu, and Chen Zhu-Tian. 2024. WaitGPT: Monitoring and Steering Conversational LLM Agent in Data Analysis with On-the-Fly Code Visualization. In *Proceedings of the 37th Annual ACM Symposium on User Interface Software and Technology* (Pittsburgh, PA, USA) (UIST '24). Association for Computing Machinery, New York, NY, USA, Article 119, 14 pages. <https://doi.org/10.1145/3654777.3676374>