

CO-Bench: Benchmarking Language Model Agents in Algorithm Search for Combinatorial Optimization

Weiwei Sun* Shengyu Feng* Shanda Li Yiming Yang

Carnegie Mellon University
{weiweis, shengyu, shandal, yiming}@cs.cmu.edu

Abstract

Although LLM-based agents have attracted significant attention in domains such as software engineering and machine learning research, their role in advancing combinatorial optimization (CO) remains relatively underexplored. This gap underscores the need for a deeper understanding of their potential in tackling structured, constraint-intensive problems—a pursuit currently limited by the absence of comprehensive benchmarks for systematic investigation. To address this, we introduce CO-Bench, a benchmark suite featuring 36 real-world CO problems drawn from a broad range of domains and complexity levels. CO-Bench includes structured problem formulations and curated data to support rigorous investigation of LLM agents. We evaluate multiple agentic frameworks against established human-designed algorithms, revealing the strengths and limitations of existing LLM agents and identifying promising directions for future research. CO-Bench is publicly available at <https://github.com/sunnweiwei/CO-Bench>.

Introduction

Combinatorial Optimization (CO) is a foundational problem class in computer science and operation research, focused on finding optimal solutions in discrete, structured, and constraint-rich domains. It underpins a wide range of real-world applications, including logistics (Vogiatzis and Pardalos 2013), production planning (Crama 1997), bioinformatics (Gusfield 1997), etc. Many CO problems are computationally intractable and classified as NP-hard, making exact solutions impractical at scale. As a result, developing effective algorithms often demands significant domain expertise and manual effort—posing a long-standing challenge in both academic research and industrial applications.

Recent advances in Large Language Models (LLMs) (OpenAI 2024b; DeepSeek-AI 2025a) have positioned LLM-based agents as increasingly promising tools for a variety of prediction and decision-making tasks (Jimenez et al. 2023; Chan et al. 2024; Gottweis et al. 2025). In particular, there is growing interest in applying LLMs to CO problems. Initial investigations have largely focused on solution correctness, evaluated on small-scale test instances (Ramamonjison et al. 2023; Yang et al. 2025a; Xiao et al. 2024a), and are often geared towards solving problems posed by general users. More recent works have begun to explore autonomous LLM

*These authors contributed equally.




Figure 1: Overview of CO-Bench. CO-Bench includes 36 problems from 8 categories, and aims to evaluate LLM agents’ ability to develop effective and efficient algorithms for solving real-world combinatorial optimization problems.

agents capable of conducting research and designing more efficient algorithms for complex scientific and industrial challenges. For example, FunSearch (Romera-Paredes et al. 2023) combines LLM prompting with evolutionary search to discover heuristics that outperform human-designed counterparts in the Cap Set and Bin Packing problems. Subsequent methods (Liu et al. 2024; Ye et al. 2024; Novikov et al. 2025) further improve computational efficiency and broaden applicability to domains such as routing and scheduling.

Despite these advancements, most existing efforts focus on narrow components (e.g., priority functions) within established algorithms, across a limited set of tasks (typically 4-7 problems), and often rely on heavily handcrafted, problem-specific prompts and templates (Romera-Paredes et al. 2023; Ye et al. 2024). Furthermore, there remains a lack of systematic evaluation of how these agents perform across a broader and more diverse collection of real-world CO problems.

To address this gap, we introduce **CO-Bench**, a comprehensive benchmark designed to evaluate LLM agents in the context of efficient CO algorithm development. CO-Bench comprises real-world CO problems spanning a wide range of domains and complexities. Figure 1 illustrates the problem categories and examples, while Table 1 compares CO-Bench with existing CO benchmarks. Compared to prior bench-

marks, CO-Bench offers broader problem coverage, and emphasizes end-to-end evaluation of LLM-based research agents, focusing on their ability to design efficient, potentially novel algorithms from *abstract problem descriptions*. This design enables reproducible and scalable evaluation of agent performance, including comparisons with human-designed classical CO solver under equivalent time constraints. By doing so, CO-Bench introduces new challenges for LLM agent development, such as the discovery of algorithms that extend beyond current human knowledge of CO.

Using CO-Bench, we benchmark 15 LLMs and 9 agentic frameworks, comparing their performances against both human-designed classical algorithms and the best-known solutions reported in the literature. Our results show that reasoning models (e.g., o3-mini and Claude-3.7-sonnet) consistently outperform standard no-reasoning LLMs. When integrated into agentic frameworks like FunSearch, LLMs further improve through trial-and-error exploration. Notably, on 25 problems, LLM-generated algorithms outperformed classical solvers, and on 3 problems, they surpassed the best-known solutions. However, our analysis also reveals current limitations, such as limited algorithmic novelty and insufficient handling of feasibility constraints. These findings highlight both the promise and challenges of LLM-driven research in CO and suggest key directions for advancing autonomous algorithm design.

In summary, this paper makes the following contributions:

- (i) We introduce CO-Bench, the first comprehensive benchmark to evaluate the capability of LLMs to develop algorithms for diverse and challenging real-world CO problems
- (ii) We benchmark 15 LLMs and 9 agentic frameworks, analyzing their performance relative to expert-designed pipelines. Our results highlight the strengths of agent-generated algorithms, while also revealing limitations in planning, feasibility checking, and the generation of efficient solution.

Preliminary

Combinatorial Optimization

For each CO problem c (for example, Traveling salesman problem), we follow Papadimitriou and Steiglitz (1982) to formulate it as a constrained optimization problem in the discrete space. Consider an instance p , the optimization problem could be expressed as

$$\min_{x \in S_c(p)} f_c(x; p) + g_c(x; p), \quad (1)$$

where $S_c(p)$ represents the solution space, e.g., $\mathbf{Z}^m \times \mathbb{R}^n$ for d discrete variables and n continuous variables, $f_c(x; p)$ corresponds to the objective function, and $g_c(x; p)$ stands for the constraint violation, which is 0 for feasible solutions and $+\infty$ otherwise. To avoid the clutter, we simply denote $h_c(x; p) = f_c(x; p) + g_c(x; p)$ in the following text and omit c if the context is clear.

Given an algorithm set \mathcal{A} and a problem instance distribution D , the algorithm search problem is defined as

$$\min_{A \in \mathcal{A}} \mathbb{E}_{p \sim D, x \sim A(p)} [h(x; p)]. \quad (2)$$

Dataset	Algorithm Dev	Problem Num	Instance Num	Largest Variables
NPHardEval	✗	9	900	24
NL4OPT	✗	5	289	3
OptiBench	✗	4	605	18
ComplexOR	✗	20	100	9
ReEvo	✓	7	597	1,000
CO-Bench	✓	36	6,482	11,000

Table 1: Data statistics for CO-Bench and related CO benchmarks, including the indicator for algorithm development support, the number of problem types, the number of test-set problem instances, and the largest number of test-set variables (e.g., the number of nodes in the largest graph).

In contrast to previous neural CO solvers (Bengio, Lodi, and Prouvost 2020) that directly parameterize A with a neural network, we focus on symbolic searching space where \mathcal{A} consists of all algorithms that could be represented by a Python Program, with a maximum number of d tokens, where d is typically decided by the output length limit of an LLM. Considering the popularity of randomized algorithms (Motwani and Raghavan 2013) for CO, we treat the output of an algorithm $A(p)$ as a distribution of solutions, while deterministic algorithms would correspond to the point distributions.

The main endeavor of this work is focused on the shaping of the algorithm set \mathcal{A} , the curation of the data distribution D and the definition of h on our collected CO problems.

LLM Agents

Given a CO problem c , a candidate algorithm could be generated by an LLM as

$$A \sim M(\text{textify}(c); \theta), \quad (3)$$

where M denotes an LLM with parameters θ . However, one-time generation usually leads to inexecutable code or suboptimal algorithms (Madaan et al. 2023), and *agentic frameworks* address this by enabling iterative refinement through structured interactions with external tools (e.g., a coding environment). Formally, an agent performs reasoning-action iterations (Yao et al. 2022):

$$r_{t+1} \sim M(\text{textify}_r(c, A_t, H_t); \theta), \quad (4)$$

$$a_{t+1} \sim M(\text{textify}_a(r_{t+1}, H_t); \theta), \quad (5)$$

where r_t is the reasoning step, a_t is the action step (e.g., executing code, evaluating results), and $H_t = (r_i, a_i, \text{result}(a_i))_{i=1}^{t-1}$ maintains the interaction history. Thus, an *LLM agent* is formally defined as an LLM $M(\cdot; \theta)$ guided by a structured workflow specifying iterative external interactions to enhance its outputs.

CO-Bench

We introduce CO-Bench, a comprehensive benchmark designed to evaluate the algorithm development ability of LLM agents on combinatorial optimization (CO) problems. The

benchmark consists of 36 problems mainly sourced from OR-Library (Beasley 1990), an established archive containing datasets accumulated by researchers across over 30 years of operations research. These problems span a wide range of realistic CO challenges in academia and industrial applications.

Data Curation

Problem Selection We first perform rigorous filtering and cleaning, and select 36 CO problems that cover diverse domains and complexities, including:

- *Packing problems*: Bin packing (Falkenauer 1996), Multi-Demand Multidimensional Knapsack problem (Cappanera and Trubian 2001), Multidimensional knapsack problem (Petersen 1967), Container loading (Bischoff and Ratcliff 1995; Ivancic 1988), Container loading with weight restrictions (Ratcliff and Bischoff 1998; Bischoff 2006), Packing unequal circles (López and Beasley 2016), Packing unequal rectangles and squares number / area (López and Beasley 2018).
- *Cutting problems*: Assortment problem (Beasley 1985a), Constrained / unconstrained guillotine cutting (Christofides and Whitlock 1977; Beasley 1985b), Constrained non-guillotine cutting (Beasley 1985c, 2004).
- *Facility location problems*: Capacitated / Uncapacitated warehouse location (Beasley 1988, 1993), Capacitated / Uncapacitated p-median problem (Beasley 1985d; Osman and Christofides 1994).
- *Scheduling problems*: Aircraft landing (Beasley et al. 2000, 2004), Crew scheduling (Beasley and Cao 1996), Common due date scheduling (Biskup and Feldmann 2001), Flow shop scheduling (Taillard 1993), Hybrid Reentrant Shop Scheduling (Chakhlevitch and Glass 2009), Job shop scheduling (Taillard 1993), Open shop scheduling (Taillard 1993).
- *Routing problems*: Traveling salesman problem (Laporte 1992), Period vehicle routing problem (Christofides and Beasley 1984), Resource constrained shortest path (Beasley and Christofides 1989).
- *Assignment problems*: Constrained / unconstrained assignment (Osman 1995; and 1990).
- *Tree problems*: Euclidean Steiner (Beasley 1992), Corporate structuring (Anken and Beasley 2012)
- *Graph and set problems*: Maximal Independent Set (Erdos and Rényi 1984), Graph colouring (Fleurent and Ferland 1996), Equitable partitioning (Mingers and O’Brien 1995), Set partitioning (Chu and Beasley 1998), Set covering (Beasley and Jörnsten 1992).

Data Annotation For each problem, we manually annotate the following components: (1) *Problem description*: a formal definition of the optimization problem in natural language, accompanied by a clearly specified `solve` function as the starter code; (2) *Data loading function*: a `load_data` function to load and preprocess raw data from the test files; (3) *Evaluation function*: an `eval_func` function that rigorously and robustly evaluates the quality of a solution. Additionally, each problem comprises a *development* set and a *test* set, each containing several problem instances.

Evaluation Framework We develop a rigorous and efficient evaluation framework to assess the performance of

LLM agents in simulated, time-constrained competition scenarios (Chan et al. 2024). Specifically, LLM agents operate within a sandbox environment with access to a Linux machine. For each problem, agents are provided with a problem description, development datasets, and an API endpoint for submitting their solutions (i.e. codebases) to receive evaluation feedback. An independent evaluation system, which is protected by built-in safeguards, scores the submitted solutions on the development set in parallel. After a limited number of research steps, the agent submits its final solution for evaluation on the test set. During the agent development process, both `eval_func` and test data are invisible. Figure 2 shows the evaluation pipeline in CO-Bench.

Designing Classical Solver Baselines To investigate how existing LLM agents perform compared to classical solvers, we establish a *classical solver* baseline. Specifically, the authors of this paper—who have extensive experience in related areas and are familiar with the problems in CO-Bench—spent approximately 30 minutes per problem testing and selecting the most effective classical solvers (e.g., LKH for TSP, CPLEX for scheduling, Gurobi for MIS) and tuning their hyperparameters on the development set. This process ensures that the classical solver baseline is well-tuned and competitive for each problem in CO-Bench.

Evaluation Metrics

Avg Score The main evaluation metric is similar to the *Primal Gap* (Berthold 2006), defined as the normalized score of the primal bound $h(x; p)$ against a pre-computed optimal (or best-known) objective value h_p^* :

$$s(x, p) = \frac{\min\{|h(x, p)|, |h_p^*|\}}{\max\{|h(x, p)|, |h_p^*|\}}, \quad (6)$$

A higher value indicates better performance and a score of 1 signifies the performance identical to the optimal or best-known solution. Program errors or infeasible solutions lead to a score of 0.0. The score of a solver on a given problem is computed by averaging its scores across all test instances. The overall benchmark score is then obtained by averaging these problem-level scores across all 36 problems.

Valid Solution We compute the percentage of problems for which the generated code is correct on all test instances. Any raised error—such as constraint violation or timeout—is treated as an invalid signal. If any test instance for a given problem results in an invalid signal, the entire solution for that problem is considered invalid, even if it produces valid results on other test instances.

Above Classical Given the performance of classical solver, we calculate the portion of problems where the model outperforms the classical solver baseline.

Survival Rate The survival rate measures that, for each problem, the percentage of test instances where the model’s solution is above 99% of the reference score (reported optimal or best-known solution from literature). This serve as a challenge metric as the model can only get credit when it is very close or better than previous-best algorithm.

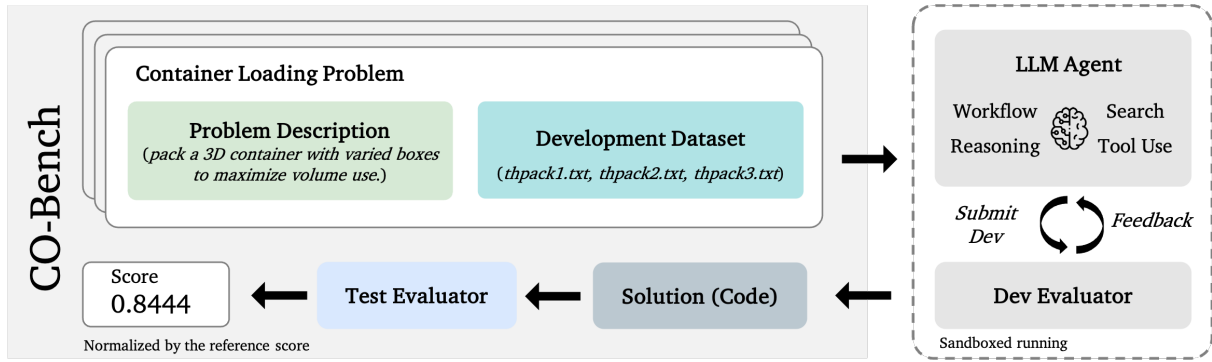


Figure 2: CO-Bench is an evaluation environment for AI agents. Each problem has an associated description and a development dataset. Following the setup in Chan et al. (2024), the agent-generated code implements an algorithm design, which is further graded and compared against the best-known solution and human expert solution.

Experimental Setup

Benchmarked Methods

On CO-Bench, we evaluate various LLMs combined with different agentic frameworks, and compare them with existing human-designed CO solvers.

LLMs We conduct experiments on 5 open-source models and 10 proprietary models. These include instruction-tuned models such as *Llama-3.3-70B-Instruct* (Meta 2024), *Qwen-2.5-Code-32B-Instruct* (Hui et al. 2024), *DeepSeek-V3* (DeepSeek-AI 2024), and *GPT-4o* (OpenAI 2024a), as well as frontier reasoning models, including *o3-mini* (OpenAI 2025), *Claude-3.7-Sonnet-Thinking* (Anthropic 2025), *DeepSeek-R1* (DeepSeek-AI 2025b), *Grok-3-Thinking* (xAI 2025), *QwQ-32B* (Qwen 2025), and *Gemini 2.5 Pro* (DeepMind 2025).

Agentic frameworks For the aforementioned LLMs, we apply various agentic frameworks to evaluate their performance across different strategies. These range from simple approaches, such as direct generation, to more sophisticated frameworks that augment LLM with additional tools, workflows, and test-time compute:

- *Direct Answer*: The simplest approach, where the LLM directly generates a solution to the combinatorial optimization problem without further refinement.
- *BestOfN Sampling* (Chen et al. 2021): Generate N candidate solutions, evaluate each on a development set, and select the solution with the best performance.
- *Chain of Experts* (Xiao et al. 2024a): A multi-agent prompting framework where agents of different roles cooperate to debug and deliver one solution.
- *Greedy Refinement* (Shinn et al. 2023; Madaan et al. 2023): Iteratively prompt the LLM to refine the current best solution based on the evaluation results of the development set, repeating this refinement process for N steps.
- *FunSearch* (Romera-Paredes et al. 2023): Prompt the LLM to either draft a new solution or refine an existing one, followed by employing an evolutionary algorithm to iteratively select and improve candidate solutions.

- *EoH* (Liu et al. 2024): Evolve both thoughts and codes in an evolutionary search framework for generating high-performance heuristics.
- *AIDE* (Jiang et al. 2025): A representative method for machine learning engineering tasks, which stores existing solutions in a tree structure and selectively prompts the LLM to draft new solutions, debug or improve previously stored solutions.
- *ReEvo* (Ye et al. 2024): A recent evolutionary algorithm that incorporates short-term and long-term reflection modules, as well as a multi-agentic framework.
- *MSTC-AHD* (Zheng et al. 2025): A Monte Carlo Tree Search (MCTS)-based agentic pipeline that organizes all LLM-generated heuristics in a tree structure and uses the MCTS algorithm with progressive widening technique to guide the evolution of heuristics.

Implementation Details

For benchmark evaluation, we limit the solving time of each test instance to 10 seconds on a single CPU, such that the exact solving of the problem (achieving the optimal solution) is impossible on most test instances. Test instances that result in a timeout or error receive a score of 0.

For agent implementation, we use *o3-mini-medium* as the default base model. Since the original implementations of these agents may use different evaluation setups, we adapt their approaches to our benchmark setting (i.e., end-to-end algorithm search) by adjusting the prompts and tools. For all agents, we set the number of iteration steps to 64. In each step, the agent generates a code block as a candidate algorithm and obtains its evaluation score on the development set. After 64 iterations, the agent produces 64 candidate algorithms, from which the best-performing solution on the development set is selected for final benchmark evaluation. All evaluations are conducted on a single CPU core of a dual AMD EPYC 7313 16-Core processor.

Main Results

Figure 3 presents the results of LLMs and agents on the test set. We highlight the following key findings.

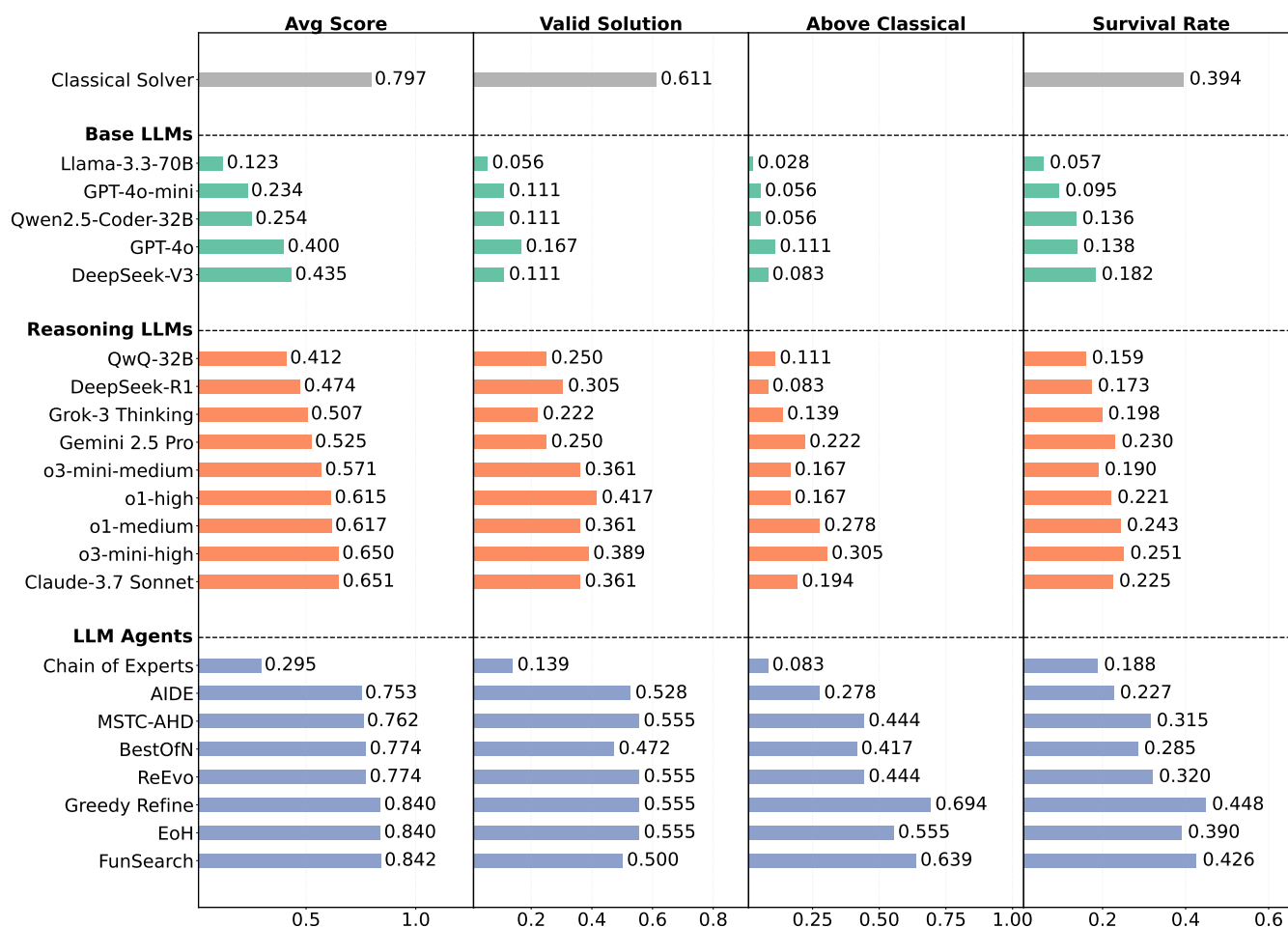


Figure 3: **Overall Performance.** LLM Agents are all based on o3-mini-medium. *Avg Score* refers to the average normalized objective scores across all problems. *Valid Solution* indicates the percentage of test-set problems for which the solutions are feasible. *Above Classical* represents the percentage of test instances where the model outperforms the classical solver baseline. *Survival Rate* measures the percentage of test instances where the model’s score exceeds 99% of the reference score.

Direct generation performance is limited. LLMs show significantly lower average scores compared to the classical solver. They often fail to generate valid solutions (i.e., bug-free code that satisfies all constraints within the time limit), rarely outperform the classical solver on individual instances, and often fail to produce optimal solutions. Reasoning-capable models tend to perform better than non-reasoning ones. The best-performing LLM for one-shot generation is *Claude-3.7 Sonnet*, with an average score of 0.65.

Agentic systems substantially improve LLM performance. Compared to direct generation, the agentic pipeline achieves considerably higher scores across all metrics. Among the evaluated frameworks, FunSearch attains the highest average score of 0.842, outperforming the classical solver (0.797). It also surpasses the solver on over half the test instances (see "Above Classical" score) and achieves a higher survival rate. These results highlight the effectiveness of LLM-based agents in solving CO problems.

Agent performance varies widely. Some advanced agentic

frameworks, such as AIDE, underperform compared to simpler strategies like BestOfN on most metrics, though they show higher valid solution rates—possibly due to their debugging capabilities. This indicates that current planning mechanisms in agents are still underdeveloped and may not reliably outperform random sampling.

Valid solution rates still lag behind classical solvers. According to the *Valid Solution* metric, the best-performing agents achieve a success rate of 0.555—lower than that of the classical solver (0.611). This suggests that current agents often struggle with solution feasibility and reliability.

Agents Error Analysis

To investigate why the agents’ valid solution scores are low, Figure 4 shows the types of errors among invalid solutions for five agents. We observe that code errors (i.e., bugs that prevent compilation) are the least frequent issue. The dominant error type varies across agents: Greedy Refine and ReEvo exhibit more constraint violations, while FunSearch, AIDE, and

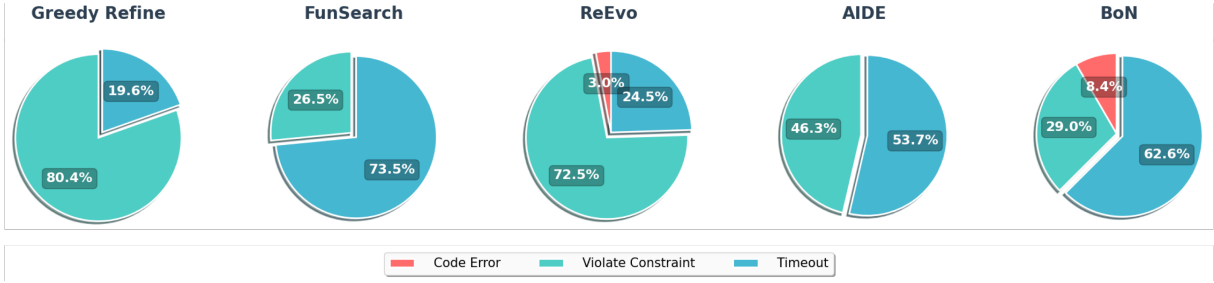


Figure 4: **Agents Error Analysis.** Distribution of three types of errors among invalid solutions for five agents.

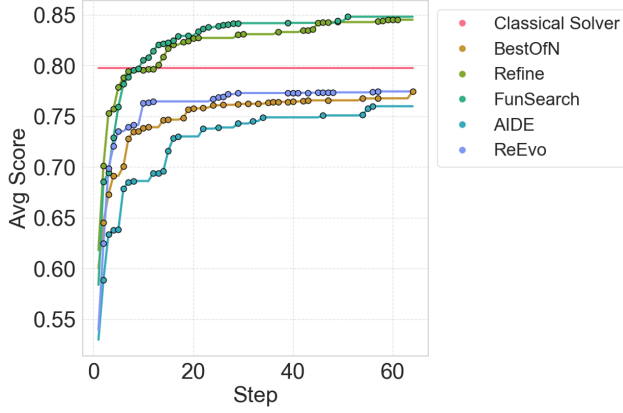


Figure 5: **Avg Score** vs. the number of iteration steps (in total 64 steps) during the algorithm development.

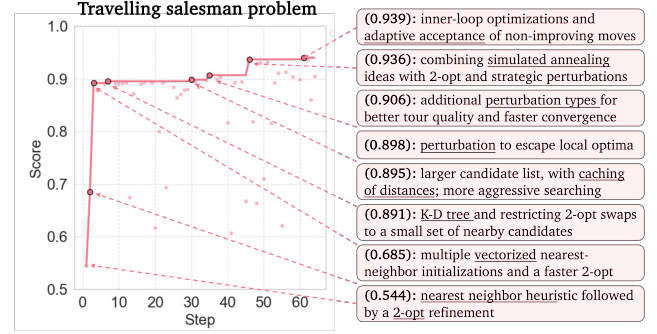


Figure 6: Trajectory of algorithm development for Greedy Refinement on TSP over 64 steps. The curve and highlighted dots indicate the best-ever score and the steps where improvements occurred. The algorithmic ideas behind each improvement step are summarized in corresponding boxes.

BoN encounter more timeout errors. This highlights agents’ limitations in satisfying constraints and generating efficient algorithms within time limits.

Performance over Iteration Steps

Figure 5 illustrates the performance of several representative LLM agents across different iteration steps. At each step, the agent generates a new algorithm and receives evaluation results on the development set. We also include the performance of the classical solver baseline for comparison.

All agents exhibit the ability to improve their performance with more iteration steps. FunSearch consistently achieves the best results, reaching a score of 0.8423 and converging after around 50 steps. Notably, both FunSearch and Refine discover algorithms that outperform the classical solver within approximately 10 steps. However, performance tends to saturate after 30 steps, with further search yielding diminishing returns. Enabling more consistent improvements under longer search budgets presents an interesting future direction.

Figure 6 shows an example trajectory of algorithm development by Greedy Refinement (o3-mini) on TSP over multiple search steps. In the early stages, the agent enhances code efficiency by adopting vectorized data structures and utilizing a K-D tree. It then increases the number of search iterations and introduces perturbations to escape local optima. Finally, the agent integrates simulated annealing to balance exploration

and exploitation and applies adaptive heuristics for different instance sizes. This example demonstrates that LLMs excel in applying established techniques to improve efficiency and implementation quality, but failing at algorithmic novelty.

Comparison to Neural Solvers

Table 2 compares the performance of agents with representative neural solvers on TSP and MIS, two well-studied CO problems. We include DIMES (Qiu, Sun, and Yang 2022), DIFUSCO (Sun and Yang 2023), and T2T (Li et al. 2023) as neural baselines. For the method with multiple variants, we only include their best results on each dataset. We also consider a hybrid method, LEHD + ReEvo (Ye et al. 2024), which combines the neural solver with LLM-designed heuristics. We report both the objective values (the tour length for TSP and set size for MIS) and the solving time. The results show that the agents such as Greedy Refine and FunSearch achieve competitive performance on both problems, often outperforming existing neural solvers under similar time budget and approaching the best results achieved by previous solvers given extended search time.

Solution Analysis

In Figure 7, we plot the percentage of algorithms developed by the Greedy Refinement agent for the 36 CO problems that utilize existing solvers (e.g., code importing `ortools`,

	TSP-500		TSP-1000		TSP-10000		ER-Small		ER-Large	
	Len ↓	Time ↓	Len ↓	Time ↓	Len ↓	Time ↓	Size ↑	Time ↓	Size ↑	Time ↓
Gurobi	16.55	45.6h	-	-	-	-	41.38	50.0m	-	-
DIMES	18.84	1.1m	26.36	2.4m	85.75	4.8m	42.06	12.0m	332.80	12.5m
DIFUSCO	16.65	11.5m	23.45	48.1m	73.89	6.72h	41.12	26.6m	-	-
T2T	16.61	16.0m	23.30	54.6m	-	-	41.37	29.7m	-	-
LEHD + ReEvo	16.78	-	23.82	-	-	-	-	-	-	-
Greedy Refine (o3-mini)	17.37	19.1m	24.40	19.1m	77.65	2.5m	42.35	20.1m	354.00	2.5m
FunSearch (o3-mini)	17.20	19.1m	25.31	19.1m	80.18	2.5m	41.65	1.9m	356.50	2.1m

Table 2: Objective values and solving time of different solvers on TSP and MIS, with varying data sizes.

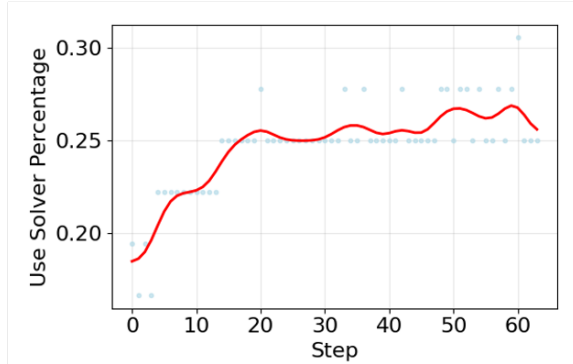


Figure 7: Percentage of algorithms developed by the Greedy Refinement agent that rely on existing solvers (e.g., code importing `ortools`, `pulp`) over 64 iteration steps. We observe an increasing use of existing solvers.

`pulp`). The percentages are shown across 64 iteration steps. We observe an increasing trend in the use of existing solvers in the agent’s solutions. After 64 iterations, the final usage rate reaches 25% (i.e., solutions for 9 problems use existing solvers). The solvers used throughout all steps and problems are limited to three: `ortools`, `pulp`, and `scipy`.

This suggests that while existing LLM agents are capable of developing algorithms without relying on existing solvers for most problems, there is a growing tendency to do so over time. Moreover, the solvers used are basic general-purpose tools rather than state-of-the-art solvers specifically designed for each problem (e.g., LKH for TSP), indicating that the agent lacks the necessary knowledge to select the best-performing solver.

Related Work

Automatic Algorithm Search for CO

Automating algorithm search for combinatorial optimization (CO) has emerged as a significant research direction in the machine learning community. Traditional machine learning solvers primarily parameterize CO algorithms as trainable neural networks (Bengio, Lodi, and Prouvost 2020; Cappart et al. 2023). Although effective in capturing data distributions, these neural approaches often struggle to generate feasible solutions, necessitating integration with human-

designed heuristics such as branch-and-bound (Gasse et al. 2019) and tree search (Böther et al. 2022). To address this limitation, Kuang et al. (2024a,b) propose to decompose CO algorithms into symbolic operators and conduct searches in the symbolic space. However, designing these unit symbolic operators demands substantial human expertise, limiting generalizability and comprehensive coverage of all algorithm types. Recent advances in Large Language Models (LLMs) and LLM-based agents have significantly mitigated this challenge by enabling symbolic searching in programming language formats (Romera-Paredes et al. 2023; Ye et al. 2024; Liu et al. 2024). Building on these developments, CO-Bench aims to extend the success of these methods to more real-world CO problems and facilitate further research in this domain.

CO Benchmarks for LLMs

Existing CO benchmarks can be roughly classified into two categories. The first type formulates CO problems as question-answering tasks (Fan et al. 2024; Tang et al. 2025). Although LLMs have the potential to solve CO problems via natural language reasoning, their excessive parameter size makes them inefficient CO solvers in general. Therefore, the second type of benchmarks evaluates the tool-using ability of LLMs, e.g., calling an existing CO solver, to address CO problems (Xiao et al. 2024b; Ahmaditeshnizi, Gao, and Udell 2024; Yang et al. 2025b). However, these benchmarks only evaluate the correctness of the generated algorithm on small-scale CO problems, whose problem parameters could be fully expressed in natural language. In contrast, CO-Bench targets scientific and industrial challenges, emphasizing the evaluation of algorithm efficiency on diverse, large-scale CO instances. This results in a more demanding benchmark, well-suited for assessing powerful reasoning models and agents.

Conclusion

This work introduces CO-Bench, the first benchmark designed to evaluate the ability of LLMs in the search of combinatorial optimization (CO) algorithms. Our systematic evaluation reveals that reasoning-focused LLMs, especially when paired with agentic frameworks, can automatically discover effective algorithms that rival or surpass the classical solvers designed by human experts, with competitive searching time. However, we also identify key limitations of current LLM

agents such as they struggle to understand the problem constraints. These shortcomings highlight the need for future research to enhance agents' problem comprehension and creative reasoning abilities in CO tasks, enabling more robust and autonomous scientific discovery.

References

- Ahmaditeshnizi, A.; Gao, W.; and Udell, M. 2024. OptiMUS: Scalable Optimization Modeling with (MI)LP Solvers and Large Language Models. In Salakhutdinov, R.; Kolter, Z.; Heller, K.; Weller, A.; Oliver, N.; Scarlett, J.; and Berkenkamp, F., eds., *Proceedings of the 41st International Conference on Machine Learning*, volume 235 of *Proceedings of Machine Learning Research*, 577–596. PMLR.
- and, J. E. B. 1990. Linear Programming on Cray Supercomputers. *Journal of the Operational Research Society*, 41(2): 133–139.
- Anken, F.; and Beasley, J. E. 2012. Corporate structure optimisation for multinational companies. *Omega-international Journal of Management Science*, 40: 230–243.
- Anthropic. 2025. Claude Sonnet. <https://www.anthropic.com/claude/sonnet>. Accessed: 2025-03-24.
- Beasley, J. E. 1985a. An algorithm for the two-dimensional assortment problem. *European Journal of Operational Research*, 19: 253–261.
- Beasley, J. E. 1985b. Algorithms for Unconstrained Two-Dimensional Guillotine Cutting. *Journal of the Operational Research Society*, 36: 297–306.
- Beasley, J. E. 1985c. An Exact Two-Dimensional Non-Guillotine Cutting Tree Search Procedure. *Oper. Res.*, 33: 49–64.
- Beasley, J. E. 1985d. A note on solving large p-median problems. *European Journal of Operational Research*, 21: 270–273.
- Beasley, J. E. 1988. An algorithm for solving large capacitated warehouse location problems. *European Journal of Operational Research*, 33: 314–325.
- Beasley, J. E. 1990. OR-Library: Distributing Test Problems by Electronic Mail. *Journal of the Operational Research Society*, 41: 1069–1072.
- Beasley, J. E. 1992. A heuristic for Euclidean and rectilinear Steiner problems. *European Journal of Operational Research*, 58: 284–292.
- Beasley, J. E. 1993. Lagrangean heuristics for location problems. *European Journal of Operational Research*, 65: 383–399.
- Beasley, J. E. 2004. A population heuristic for constrained two-dimensional non-guillotine cutting. *Eur. J. Oper. Res.*, 156: 601–627.
- Beasley, J. E.; and Cao, B. 1996. A tree search algorithm for the crew scheduling problem. *European Journal of Operational Research*, 94: 517–526.
- Beasley, J. E.; and Christofides, N. 1989. An algorithm for the resource constrained shortest path problem. *Networks*, 19: 379–394.
- Beasley, J. E.; and Jörnsten, K. 1992. Enhancing an algorithm for set covering problems. *European Journal of Operational Research*, 58: 293–300.
- Beasley, J. E.; Krishnamoorthy, M.; Sharaiha, Y. M.; and Abramson, D. 2000. Scheduling Aircraft Landings - The Static Case. *Transp. Sci.*, 34: 180–197.
- Beasley, J. E.; Krishnamoorthy, M.; Sharaiha, Y. M.; and Abramson, D. 2004. Displacement problem and dynamically scheduling aircraft landings. *Journal of the Operational Research Society*, 55: 54–64.
- Bengio, Y.; Lodi, A.; and Prouvost, A. 2020. Machine Learning for Combinatorial Optimization: a Methodological Tour d'Horizon. arXiv:1811.06128.
- Berthold, T. 2006. *Primal heuristics for mixed integer programs*. Ph.D. thesis, Zuse Institute Berlin (ZIB).
- Bischoff, E. E. 2006. Three-dimensional packing of items with limited load bearing strength. *Eur. J. Oper. Res.*, 168: 952–966.
- Bischoff, E. E.; and Ratcliff, M. S. W. 1995. Issues in the development of approaches to container loading. *Omega-international Journal of Management Science*, 23: 377–390.
- Biskup, D.; and Feldmann, M. 2001. Benchmarks for scheduling on a single machine against restrictive and unrestrictive common due dates. *Comput. Oper. Res.*, 28: 787–801.
- Böther, M.; Kißig, O.; Taraz, M.; Cohen, S.; Seidel, K.; and Friedrich, T. 2022. What's Wrong with Deep Learning in Tree Search for Combinatorial Optimization. In *International Conference on Learning Representations*.
- Cappanera, P.; and Trubian, M. 2001. A Local-Search-Based Heuristic for the Demand-Constrained Multidimensional Knapsack Problem. *INFORMS J. Comput.*, 17: 82–98.
- Cappart, Q.; ChÃtelat, D.; Khalil, E. B.; Lodi, A.; Morris, C.; and Velićković, P. 2023. Combinatorial Optimization and Reasoning with Graph Neural Networks. *Journal of Machine Learning Research*, 24(130): 1–61.
- Chakhlevitch, K.; and Glass, C. A. 2009. Scheduling reentrant jobs on parallel machines with a remote server. *Comput. Oper. Res.*, 36: 2580–2589.
- Chan, J. S.; Chowdhury, N.; Jaffe, O.; Aung, J.; Sherburn, D.; Mays, E.; Starace, G.; Liu, K.; Maksin, L.; Patwardhan, T. A.; Weng, L.; and Mkadry, A. 2024. MLE-bench: Evaluating Machine Learning Agents on Machine Learning Engineering. *ArXiv*, abs/2410.07095.
- Chen, M.; Tworek, J.; Jun, H.; Yuan, Q.; Pondé, H.; Kaplan, J.; Edwards, H.; Burda, Y.; Joseph, N.; Brockman, G.; Ray, A.; Puri, R.; Krueger, G.; Petrov, M.; Khlaaf, H.; Sastry, G.; Mishkin, P.; Chan, B.; Gray, S.; Ryder, N.; Pavlov, M.; Power, A.; Kaiser, L.; Bavarian, M.; Winter, C.; Tillet, P.; Such, F. P.; Cummings, D. W.; Plappert, M.; Chantzis, F.; Barnes, E.; Herbert-Voss, A.; Guss, W. H.; Nichol, A.; Babuschkin, I.; Balaji, S.; Jain, S.; Carr, A.; Leike, J.; Achiam, J.; Misra, V.; Morikawa, E.; Radford, A.; Knight, M. M.; Brundage, M.; Murati, M.; Mayer, K.; Welinder, P.; McGrew, B.; Amodei, D.; McCandlish, S.; Sutskever, I.; and Zaremba, W. 2021. Evaluating Large Language Models Trained on Code. *ArXiv*, abs/2107.03374.

- Christofides, N.; and Beasley, J. E. 1984. The period routing problem. *Networks*, 14: 237–256.
- Christofides, N.; and Whitlock, C. 1977. An Algorithm for Two-Dimensional Cutting Problems. *Oper. Res.*, 25: 30–44.
- Chu, P. C.; and Beasley, J. E. 1998. Constraint Handling in Genetic Algorithms: The Set Partitioning Problem. *Journal of Heuristics*, 4: 323–357.
- Crama, Y. 1997. Combinatorial optimization models for production scheduling in automated manufacturing systems. *European Journal of Operational Research*, 99(1): 136–153.
- DeepMind, G. 2025. Flash Thinking: Behind the Scenes of Gemini. <https://deepmind.google/technologies/gemini/flash-thinking/>. Accessed: 2025-03-24.
- DeepSeek-AI. 2024. DeepSeek-V3 Technical Report. *ArXiv*, abs/2412.19437.
- DeepSeek-AI. 2025a. DeepSeek-R1: Incentivizing Reasoning Capability in LLMs via Reinforcement Learning. *arXiv:2501.12948*.
- DeepSeek-AI. 2025b. DeepSeek-R1: Incentivizing Reasoning Capability in LLMs via Reinforcement Learning. *ArXiv*, abs/2501.12948.
- Erdos, P. L.; and Rényi, A. 1984. On the evolution of random graphs. *Transactions of the American Mathematical Society*, 286: 257–257.
- Falkenauer, E. 1996. A hybrid grouping genetic algorithm for bin packing. *Journal of Heuristics*, 2: 5–30.
- Fan, L.; Hua, W.; Li, L.; Ling, H.; and Zhang, Y. 2024. NPHardEval: Dynamic Benchmark on Reasoning Ability of Large Language Models via Complexity Classes. In Ku, L.-W.; Martins, A.; and Srikumar, V., eds., *Proceedings of the 62nd Annual Meeting of the Association for Computational Linguistics (Volume 1: Long Papers)*, 4092–4114. Bangkok, Thailand: Association for Computational Linguistics.
- Fleurent, C.; and Ferland, J. A. 1996. Genetic and hybrid algorithms for graph coloring. *Annals of Operations Research*, 63: 437–461.
- Gasse, M.; Chételat, D.; Ferroni, N.; Charlin, L.; and Lodi, A. 2019. Exact Combinatorial Optimization with Graph Convolutional Neural Networks. In *Advances in Neural Information Processing Systems* 32.
- Gottweis, J.; Weng, W.-H.; Daryin, A.; Tu, T.; Palepu, A.; Sirkovic, P.; Myaskovsky, A.; Weissenberger, F.; Rong, K.; Tanno, R.; Saab, K.; Popovici, D.; Blum, J.; Zhang, F.; Chou, K.; Hassidim, A.; Gokturk, B.; Vahdat, A.; Kohli, P.; Matias, Y.; Carroll, A.; Kulkarni, K.; Tomaev, N.; Guan, Y.; Dhillon, V.; Vaishnav, E. D.; Lee, B.; Costa, T. R. D.; Penad'es, J. R.; Peltz, G.; Xu, Y.; Pawlosky, A.; Karthikesalingam, A.; and Natarajan, V. 2025. Towards an AI co-scientist. *ArXiv*, abs/2502.18864.
- Gusfield, D. 1997. Algorithms on stings, trees, and sequences: Computer science and computational biology. *Acm Sigact News*, 28(4): 41–60.
- Hui, B.; Yang, J.; Cui, Z.; Yang, J.; Liu, D.; Zhang, L.; Liu, T.; Zhang, J.; Yu, B.; Dang, K.; Yang, A.; Men, R.; Huang, F.; Quan, S.; Ren, X.; Ren, X.; Zhou, J.; and Lin, J. 2024. Qwen2.5-Coder Technical Report. *ArXiv*, abs/2409.12186.
- Ivancic, N. J. 1988. An integer programming based heuristic approach to the three dimensional packing problem.
- Jiang, Z.; Schmidt, D.; Srikanth, D.; Xu, D.; Kaplan, I.; Jacenko, D.; and Wu, Y. 2025. AIDE: AI-Driven Exploration in the Space of Code. *ArXiv*, abs/2502.13138.
- Jimenez, C. E.; Yang, J.; Wettig, A.; Yao, S.; Pei, K.; Press, O.; and Narasimhan, K. 2023. SWE-bench: Can Language Models Resolve Real-World GitHub Issues? *ArXiv*, abs/2310.06770.
- Kuang, Y.; Wang, J.; Liu, H.; Zhu, F.; Li, X.; Zeng, J.; HAO, J.; Li, B.; and Wu, F. 2024a. Rethinking Branching on Exact Combinatorial Optimization Solver: The First Deep Symbolic Discovery Framework. In *The Twelfth International Conference on Learning Representations*.
- Kuang, Y.; Wang, J.; Zhou, Y.; Li, X.; Zhu, F.; Hao, J.; and Wu, F. 2024b. Towards General Algorithm Discovery for Combinatorial Optimization: Learning Symbolic Branching Policy from Bipartite Graph. In Salakhutdinov, R.; Kolter, Z.; Heller, K.; Weller, A.; Oliver, N.; Scarlett, J.; and Berkenkamp, F., eds., *Proceedings of the 41st International Conference on Machine Learning*, volume 235 of *Proceedings of Machine Learning Research*, 25623–25641. PMLR.
- Laporte, G. 1992. The traveling salesman problem: An overview of exact and approximate algorithms. *European Journal of Operational Research*, 59(2): 231–247.
- Li, Y.; Guo, J.; Wang, R.; and Yan, J. 2023. From Distribution Learning in Training to Gradient Search in Testing for Combinatorial Optimization. In *Neural Information Processing Systems*.
- Liu, F.; Tong, X.; Yuan, M.; Lin, X.; Luo, F.; Wang, Z.; Lu, Z.; and Zhang, Q. 2024. Evolution of Heuristics: Towards Efficient Automatic Algorithm Design Using Large Language Model. In *ICML*.
- López, C. O.; and Beasley, J. E. 2016. A formulation space search heuristic for packing unequal circles in a fixed size circular container. *Eur. J. Oper. Res.*, 251: 64–73.
- López, C. O.; and Beasley, J. E. 2018. Packing unequal rectangles and squares in a fixed size circular container using formulation space search. *Comput. Oper. Res.*, 94: 106–117.
- Madaan, A.; Tandon, N.; Gupta, P.; Hallinan, S.; Gao, L.; Wiegrefe, S.; Alon, U.; Dziri, N.; Prabhunoye, S.; Yang, Y.; Welleck, S.; Majumder, B. P.; Gupta, S.; Yazdanbakhsh, A.; and Clark, P. 2023. Self-Refine: Iterative Refinement with Self-Feedback. *ArXiv*, abs/2303.17651.
- Meta. 2024. The Llama 3 Herd of Models. *ArXiv*, abs/2407.21783.
- Mingers, J. C.; and O'Brien, F. A. 1995. Creating student groups with similar characteristics: A heuristic approach. *Omega-international Journal of Management Science*, 23: 313–321.
- Motwani, R.; and Raghavan, P. 2013. *Randomized Algorithms*. USA: Cambridge University Press. ISBN 0511814070.
- Novikov, A.; V-u, N.; Eisenberger, M.; Dupont, E.; Huang, P.-S.; Wagner, A. Z.; Shirobokov, S.; Kozlovskii, B. M.; Ruiz, F. J. R.; Mehrabian, A.; Kumar, M. P.; See, A.; Chaudhuri, S.;

- Holland, G.; Davies, A.; Nowozin, S.; Kohli, P.; Balog, M.; and Deepmind, G. 2025. AlphaEvolve: A coding agent for scientific and algorithmic discovery. *ArXiv*, abs/2506.13131.
- OpenAI. 2024a. GPT-4o System Card. *ArXiv*, abs/2410.21276.
- OpenAI. 2024b. OpenAI o1 System Card. *arXiv*:2412.16720.
- OpenAI. 2025. OpenAI o3-mini System Card.
- Osman, I. H. 1995. Heuristics for the generalised assignment problem: simulated annealing and tabu search approaches. *Operations-Research-Spektrum*, 17: 211–225.
- Osman, I. H.; and Christofides, N. 1994. Capacitated clustering problems by hybrid simulated annealing and tabu search. *International Transactions in Operational Research*, 1: 317–336.
- Papadimitriou, C.; and Steiglitz, K. 1982. *Combinatorial Optimization: Algorithms and Complexity*, volume 32. Courier Corporation. ISBN 0-13-152462-3.
- Petersen, C. C. 1967. Computational Experience with Variants of the Balas Algorithm Applied to the Selection of R&D Projects. *Management Science*, 13: 736–750.
- Qiu, R.; Sun, Z.; and Yang, Y. 2022. DIMES: A Differentiable Meta Solver for Combinatorial Optimization Problems. In Oh, A. H.; Agarwal, A.; Belgrave, D.; and Cho, K., eds., *Advances in Neural Information Processing Systems*.
- Qwen. 2025. QwQ-32B: Embracing the Power of Reinforcement Learning. <https://qwenlm.github.io/blog/qwq-32b/>. Accessed: 2025-03-24.
- Ramamonjison, R.; Yu, T. T.; Li, R.; Li, H.; Carenini, G.; Ghaddar, B.; He, S.; Mostajabdaveh, M.; Banitalebi-Dehkordi, A.; Zhou, Z.; and Zhang, Y. 2023. NL4Opt Competition: Formulating Optimization Problems Based on Their Natural Language Descriptions. In *Neural Information Processing Systems*.
- Ratcliff, M. S. W.; and Bischoff, E. E. 1998. Allowing for weight considerations in container loading. *Operations-Research-Spektrum*, 20: 65–71.
- Romera-Paredes, B.; Barekatin, M.; Novikov, A.; Balog, M.; Kumar, M. P.; Dupont, E.; Ruiz, F. J. R.; Ellenberg, J. S.; Wang, P.; Fawzi, O.; Kohli, P.; Fawzi, A.; Grochow, J.; Lodi, A.; Mouret, J.-B.; Ringer, T.; and Yu, T. 2023. Mathematical discoveries from program search with large language models. *Nature*, 625: 468 – 475.
- Shinn, N.; Cassano, F.; Labash, B.; Gopinath, A.; Narasimhan, K.; and Yao, S. 2023. Reflexion: language agents with verbal reinforcement learning. In *Neural Information Processing Systems*.
- Sun, Z.; and Yang, Y. 2023. DIFUSCO: Graph-based Diffusion Solvers for Combinatorial Optimization. *ArXiv*, abs/2302.08224.
- Taillard, E. 1993. Benchmarks for basic scheduling problems. *European Journal of Operational Research*, 64(2): 278–285.
- Tang, J.; Zhang, Q.; Li, Y.; Chen, N.; and Li, J. 2025. GraphArena: Evaluating and Improving Large Language Models on Graph Computation. In *International Conference on Learning Representations*.
- Vogiatzis, C.; and Pardalos, P. 2013. *Combinatorial optimization in transportation and logistics networks*, volume 2-5, 673–722. Germany: Springer. ISBN 9781441979964. Publisher Copyright: © Springer Science+Business Media New York 2013. All rights are reserved.
- xAI. 2025. Grok-3 and the Next Phase of xAI. <https://x.ai/news/grok-3>. Accessed: 2025-03-24.
- Xiao, Z.; Zhang, D.; Wu, Y.; Xu, L.; Wang, Y. J.; Han, X.; Fu, X.; Zhong, T.; Zeng, J.; Song, M.; and Chen, G. 2024a. Chain-of-Experts: When LLMs Meet Complex Operations Research Problems. In *International Conference on Learning Representations*.
- Xiao, Z.; Zhang, D.; Wu, Y.; Xu, L.; Wang, Y. J.; Han, X.; Fu, X.; Zhong, T.; Zeng, J.; Song, M.; and Chen, G. 2024b. Chain-of-Experts: When LLMs Meet Complex Operations Research Problems. In *The Twelfth International Conference on Learning Representations*.
- Yang, Z.; Wang, Y.; Huang, Y.; Guo, Z.; Shi, W.; Han, X.; Feng, L.; Song, L.; Liang, X.; and Tang, J. 2025a. OptiBench Meets ReSocratic: Measure and Improve LLMs for Optimization Modeling. In *The Thirteenth International Conference on Learning Representations*.
- Yang, Z.; Wang, Y.; Huang, Y.; Guo, Z.; Shi, W.; Han, X.; Feng, L.; Song, L.; Liang, X.; and Tang, J. 2025b. OptiBench Meets ReSocratic: Measure and Improve LLMs for Optimization Modeling. In *The Thirteenth International Conference on Learning Representations*.
- Yao, S.; Zhao, J.; Yu, D.; Du, N.; Shafran, I.; Narasimhan, K.; and Cao, Y. 2022. ReAct: Synergizing Reasoning and Acting in Language Models. *ArXiv*, abs/2210.03629.
- Ye, H.; Wang, J.; Cao, Z.; Berto, F.; Hua, C.; Kim, H.; Park, J.; and Song, G. 2024. ReEvo: Large Language Models as Hyper-Heuristics with Reflective Evolution. In *The Thirty-eighth Annual Conference on Neural Information Processing Systems*.
- Zheng, Z.; Xie, Z.; Wang, Z.; and Hooi, B. 2025. Monte Carlo Tree Search for Comprehensive Exploration in LLM-Based Automatic Heuristic Design. *ArXiv*, abs/2501.08603.

Problem Description and Scores

Aircraft landing

The problem is to schedule landing times for a set of planes across one or more runways such that each landing occurs within its prescribed time window and all pairwise separation requirements are satisfied; specifically, if plane i lands at or before plane j on the same runway, then the gap between their landing times must be at least the specified separation time provided in the input. In a multiple-runway setting, each plane must also be assigned to one runway, and if planes land on different runways, the separation requirement (which may differ) is applied accordingly. Each plane has an earliest, target, and latest landing time, with penalties incurred proportionally for landing before (earliness) or after (lateness) its target time. The objective is to minimize the total penalty cost while ensuring that no constraints are violated—if any constraint is breached, the solution receives no score.

Method	Score
Classical Solver	0.5985295365478638
BestOfN	0.8057479826999232
Refine	0.7503157815146175
FunSearch	0.9688863336568327
AIDE	0.800637046201484
ReEvo	0.9134454710810906
MCTS	0.801655240273729
EoH	0.8019818529389835

Table 3: Aircraft landing

Assignment problem

The Assignment Problem involves optimally assigning n items to n agents based on a provided n items n cost matrix, where each entry $extcost_matrix[i][j]$ denotes the cost of assigning item $i+1$ to agent $j+1$. The goal is to identify a permutation—each item assigned exactly one agent—that minimizes the total assignment cost. Formally, this is an optimization problem to find a permutation π of agents such that the total cost $\sum_i i = 1^n extcost_matrix[i-1][\pi(i)-1]$ is minimized. The solution returned includes both the minimal total cost and the corresponding optimal assignments.

Method	Score
Classical Solver	1
BestOfN	1
Refine	1
FunSearch	1
AIDE	1
ReEvo	1
MCTS	1
EoH	1

Table 4: Assignment problem

Assortment problem

This optimization problem involves arranging a set of rectangular pieces within available stock rectangles to minimize the overall waste area percentage. Each stock rectangle has a defined area, and each piece—which may be rotated by 90° —must be fully contained within a stock without overlapping with other pieces. Additionally, each piece type has specific total minimum and maximum placement limits. You have access to an unlimited number of stocks for each type, but you may use at most two stock types. The objective is to achieve the lowest possible waste area percentage, defined as the ratio of unused area to the total stock area. Solutions must ensure efficient resource utilization while satisfying all geometric and quantity constraints. Any violation of these constraints results in no score.

Method	Score
Classical Solver	0.3222852468406736
BestOfN	0.36161788534475603
Refine	0.10475936163370339
FunSearch	0.3622886282031154
AIDE	0.1698107561339298
ReEvo	0.24290833308629933
MCTS	0.1757439194813797
EoH	0.2519474328966603

Table 5: Assortment problem

Bin packing - one-dimensional

The **one-dimensional bin packing problem** seeks to minimize the number of bins required to pack a given set of items while ensuring that the sum of item sizes within each bin does not exceed the specified bin capacity. Given a test case with an identifier ('id'), a fixed 'bin_capacity', and a list of 'num_items' with their respective sizes ('items'), the objective is to find a packing arrangement that uses the least number of bins. The solution is evaluated based on the total 'num_bins' used, with invalid solutions (e.g., missing or duplicated items, or bins exceeding capacity) incurring a **inf** heavy penalty. The output must include the number of bins used and a valid assignment of item indices to bins.

Method	Score
Classical Solver	0.9628049317089281
BestOfN	0.8933315064694979
Refine	0.9870315022407082
FunSearch	0.9557154223933677
AIDE	0.8366913237780297
ReEvo	0.9492158360156572
MCTS	0.9396436307329097
EoH	0.9693475618912389

Table 6: Bin packing - one-dimensional

Capacitated warehouse location

The Capacitated Warehouse Location Problem with Splitable Demand aims to determine which warehouses to open and how to allocate portions of customer demands among these warehouses in order to minimize total costs. Given a set of potential warehouse locations, each with a fixed opening cost and capacity limit, and a set of customers with individual demands and associated per-unit assignment costs to each warehouse, the objective is to decide which warehouses to open and how to distribute each customer’s demand among these open warehouses. The allocation must satisfy the constraint that the sum of portions assigned to each customer equals their total demand, and that the total demand allocated to any warehouse does not exceed its capacity. The optimization seeks to minimize the sum of fixed warehouse opening costs and the total per-unit assignment costs. However, if any solution violates these constraints (i.e., a customer’s demand is not fully satisfied or a warehouse’s capacity is exceeded), then no score is provided.

Method	Score
Classical Solver	0.6976400141361688
BestOfN	0.0
Refine	0.7518838886310322
FunSearch	0.7196713948459038
AIDE	0.6647355906610447
ReEvo	0.6715266955394039
MCTS	0.6891495773105485
EoH	0.7502493181324346

Table 7: Capacitated warehouse location

Common due date scheduling

Given $floor$, where h is a predefined fraction (defaulting to 0.6). The goal is to determine an optimal job sequence that minimizes the penalty, calculated as follows: for each job, if its completion time C is earlier than d , an earliness penalty of $aimes(d - C)$ is incurred; if C exceeds d , a tardiness penalty of $bimes(C - d)$ is applied; otherwise, no penalty is incurred. The problem requires finding a permutation of job indices (1-based) that minimizes the total penalty. The evaluation metric sums these penalties for a given schedule.

Method	Score
Classical Solver	0.9187662046144239
BestOfN	0.97731110557282
Refine	0.9776844987221935
FunSearch	0.976604327923604
AIDE	0.6291657473867996
ReEvo	0.9743199070415761
MCTS	0.8838457578182489
EoH	0.9773286503168127

Table 8: Common due date scheduling

Constrained guillotine cutting

The problem involves optimizing the guillotine feasible placement of a set of rectangular pieces on a given stock sheet to maximize total value. Each piece type is characterized by its length, width, an upper bound on the number of times it may appear in the final cutting pattern, and an assigned value. Orientation of the pieces is fixed (the edges of the pieces are parallel to the edges of the sheet). The task is to select and place pieces such that each lies completely within the boundaries of the stock sheet, no two pieces overlap, and the number of pieces of any type does not exceed its specified maximum. A set of placements is considered guillotine feasible if there exists at least one straight cut (vertical or horizontal) that does not slice through any rectangle, and the property holds recursively on the resulting subregions. Empty regions or regions exactly matching a placed piece are considered valid. The objective is to maximize the sum of the values of the placed pieces; however, if any spatial or count constraint is violated, the solution is deemed invalid. The output is defined as a dictionary reporting the total value and a list of placements, with each placement specified by the piece type index, x and y coordinates, placed dimensions, and orientation flag.

Method	Score
Classical Solver	0.7844900098230463
BestOfN	0.0
Refine	0.981513704843915
FunSearch	0.956424099109148
AIDE	0.9102922923098641
ReEvo	0.0
MCTS	0.0
EoH	0.0

Table 9: Constrained guillotine cutting

Constrained non-guillotine cutting

The constrained non-guillotine cutting problem involves optimally arranging rectangular pieces onto a single rectangular stock with fixed dimensions (stock_length and stock_width). Each piece type has defined length, width, value, and minimum and maximum usage constraints. The optimization goal is to maximize the total value of all placed pieces, subject to constraints that each piece is entirely within stock boundaries, pieces do not overlap, each piece type’s usage falls within its specified [min, max] range, and pieces may optionally be rotated by 90°. The solution returns a set of placements indicating piece type, bottom-left coordinates (x , y), and rotation status. If any constraint is violated, the solution receives no score.

Container loading

Solves a container loading problem: Given a 3D container of specified dimensions and multiple box types—each defined by dimensions, orientation constraints, and available quantity—the goal is to optimally place these boxes within

Method	Score
Classical Solver	0.5585076432266227
BestOfN	0.8760613343780126
Refine	0.99138085452391
FunSearch	0.9623447685846964
AIDE	0.8555320134962818
ReEvo	0.9264764236682984
MCTS	0.7944732650186651
EoH	0.9106930512513293

Table 10: Constrained non-guillotine cutting

the container to maximize the volume utilization ratio. Each box placement must respect orientation constraints (vertical alignment flags), fit entirely within container boundaries, and avoid overlaps. The solution returns precise coordinates and orientations for each box placement, quantified by a volume utilization score calculated as the total volume of placed boxes divided by the container volume. Invalid placements result in a score of 0.0.

Method	Score
Classical Solver	0.09700224776623062
BestOfN	0.8163545342051534
Refine	0.18895711345505883
FunSearch	0.23070987019597894
AIDE	0.7592850816892841
ReEvo	0.716081346719743
MCTS	0.5451472798828618
EoH	0.7795824394970114

Table 11: Container loading

Container loading with weight restrictions

The Container Loading with Weight Restrictions problem aims to maximize the utilization of a container’s volume by selecting and strategically placing boxes inside it. Given a container with specified dimensions (length, width, height) and multiple types of boxes, each characterized by their dimensions, quantities, weights, and load-bearing constraints, the optimization goal is to determine the placement and orientation of these boxes (with each box allowed three possible orientations) that maximizes the ratio of total occupied box volume to container volume. The solution must strictly adhere to spatial constraints (boxes must fit entirely within the container without overlapping), load-bearing constraints (boxes must support the weight of boxes stacked above them according to given limits), and orientation restrictions. The optimization quality is evaluated by the achieved utilization metric, defined as the total volume of successfully placed boxes divided by the container volume; if any constraint is violated, the utilization score is zero.

Method	Score
Classical Solver	0.009225308452359507
BestOfN	0.13669723873453465
Refine	0.07941319051933145
FunSearch	0.2919729304847129
AIDE	0.12860429344072807
ReEvo	0.1420943670465572
MCTS	0.04806324649022297
EoH	0.051972410039456414

Table 12: Container loading with weight restrictions

Corporate structuring

Given N countries, each defined by: • a tax code (1: Exemption, 2: Deduction, 3: Source-by-source Pooling, 4: Worldwide Pooling), • a foreign income tax rate, • a domestic income tax rate, and • a profit, and a withholding tax matrix W (where $W[i][j]$ is the rate on dividends from country i to j), construct a valid tree-structured corporate hierarchy (directed, acyclic, connected) rooted at a designated target (whose parent is 0) such that every country with profit > 0 appears exactly once.

For each country i, define S as the set of nodes in its subtree (note the subtree includes itself) with a positive profit. Also consider the set of child nodes C_i . If i is not a root country but in the tree, it will send all its income (after tax) to its parent j. Denote this amount as $F[i][j]$. Assume the total income after domestic tax and withholding tax for country i is: $domestic_income_i * (1 - domestic_rate_i) + (\sum_{k \in C_i} F[k][i] * (1 - W[k][i]))$. The extra foreign tax under different tax code is defined as follows: 1. No extra tax. 2. Foreign income tax from the child nodes: $foreign_income_rate_i * (\sum_{k \in C_i} F[k][i] * (1 - W[k][i]))$. 3. Foreign income tax computed from the source nodes in each child’s subtree: $\sum_{k \in C_i} \max(0, F[k][i] * (1 - W[k][i]) - (1 - foreign_income_rate_i) * (\sum_{s \in S_k} domestic_income_s))$. 4. Foreign income tax from all source nodes in the subtree, excluding itself: $\max(0, \sum_{k \in C_i} F[k][i] * (1 - W[k][i]) - (1 - foreign_income_rate_i) * ((\sum_{s \in S_i} domestic_income_s) - domestic_income_i))$.

Method	Score
Classical Solver	0.9450572839481785
BestOfN	0.9450572839481785
Refine	0.9726337326585759
FunSearch	0.777775452943618
AIDE	0.9450572839481785
ReEvo	0.5014939649568603
MCTS	0.9844897288603699
EoH	0.9431107030735252

Table 13: Corporate structuring

Crew scheduling

The Crew Scheduling Problem involves assigning each task—with defined start and finish times—to exactly one crew, aiming to minimize the total transition costs between consecutive tasks. Each crew’s schedule must satisfy three constraints: tasks within a crew must not overlap; valid transitions (with associated costs) must exist between every consecutive pair of tasks; and the crew’s total duty time (from the start of the first task to the finish of the last) cannot exceed a specified time limit. Additionally, no more than K crews can be used to cover all tasks. Solutions violating any of these constraints are considered infeasible and receive no score. The optimization objective is therefore to determine assignments of tasks to no more than K crews that minimize the sum of transition costs while strictly adhering to all constraints, yielding a feasible and cost-effective scheduling solution.

Method	Score
Classical Solver	0.45498811952880935
BestOfN	0.4483461488661745
Refine	0.6690343590115082
FunSearch	0.5536756258756895
AIDE	0.44095505708697136
ReEvo	0.45225267224663634
MCTS	0.4446817469828879
EoH	0.5864457661923881

Table 14: Crew scheduling

Equitable partitioning problem

The task is to partition a set of individuals—each characterized by multiple binary attributes—into exactly 8 groups such that the distribution of attribute values is as balanced as possible across these groups. For each attribute, count the number of individuals with a ‘1’ in each group. The optimization objective is to minimize the total imbalance, which is defined as follows: for each attribute, calculate the absolute differences between the count in each group and the mean count across all groups, take the average of these differences, and then sum these averages over all attributes. The goal is to determine a group assignment for each individual that achieves the lowest possible total imbalance score.

Method	Score
Classical Solver	1.0
BestOfN	1.0
Refine	1.0
FunSearch	1.0
AIDE	0.7777777777777778
ReEvo	0.7777777777777778
MCTS	1.0
EoH	1.0

Table 15: Equitable partitioning problem

Euclidean Steiner problem

Given a set of 2D points (terminals), the goal of the Euclidean Steiner Problem is to compute a tree connecting all terminals with minimum total length. The total length is measured as the sum of Euclidean distances (where the Euclidean distance between two points $(x1, y1)$ and $(x2, y2)$ is $\sqrt{(x1 - x2)^2 + (y1 - y2)^2}$). Unlike a Minimum Spanning Tree (MST) computed solely on the given terminals, a Steiner tree may introduce extra points, called Steiner points, to reduce the overall length. In this formulation, it is assumed that the final candidate tree’s total length is given by the MST computed on the union of the original terminals and the reported Steiner points. A lower ratio (candidate_tree_length/MST_original_length) indicates a better solution.

Method	Score
Classical Solver	0.9779703480188361
BestOfN	0.6291391910535526
Refine	0.688025642110573
FunSearch	0.6968176110449371
AIDE	0.04483890014026932
ReEvo	0.5469067768233761
MCTS	0.43093954323065975
EoH	0.5917817000598826

Table 16: Euclidean Steiner problem

Flow shop scheduling

Given n jobs and m machines, the goal of the flow shop scheduling problem is to determine the optimal job sequence that minimizes the makespan, i.e., the total time required to complete all jobs on all machines. Each job follows the same machine order, and the processing times are specified in an n imes m matrix. The output is a permutation of job indices representing the processing order. If the constraints are not satisfied (e.g., invalid job sequencing), the solution receives no score. The objective is to optimize the makespan using the classical flow shop recurrence.

Method	Score
Classical Solver	0.9222700445897257
BestOfN	0.874217493803887
Refine	0.8463439348165006
FunSearch	0.8537338049420798
AIDE	0.9144895115672386
ReEvo	0.8424667927400846
MCTS	0.9242143967817102
EoH	0.940154419652199

Table 17: Flow shop scheduling

Generalised assignment problem

Generalized Assignment Problem (GAP)

The Generalized Assignment Problem (GAP) involves assigning n jobs to m agents such that each job is assigned to exactly one agent, and the resource consumption for each agent does not exceed its capacity. The objective is to optimize the total cost based on the problem type. When formulated as a maximization problem, the goal is to maximize the total cost; when formulated as a minimization problem, the goal is to minimize the total cost. Given a cost matrix (representing the cost of assigning jobs to agents), a consumption matrix (indicating the resource usage per assignment), and capacities (the resource limits for each agent), the task is to find a valid assignment that meets the capacity constraints while optimizing the total cost as specified by the problem indicator.

Method	Score
Classical Solver	1.000509368510793
BestOfN	1.000152715871272
Refine	0.9997973477884884
FunSearch	0.9360910283983461
AIDE	1.000152715871272
ReEvo	1.0002083856508814
MCTS	1.0001026538510593
EoH	0.9793902133221158

Table 18: Generalised assignment problem

Graph colouring

Given a graph in DIMACS format with vertices, edges, and an adjacency list, the goal is to assign a positive integer color (1..n) to each vertex while ensuring that no two adjacent vertices share the same color. The objective is to minimize the number of distinct colors used. If any two adjacent vertices have the same color, the solution is invalid and receives no score. Otherwise, the score is equal to the number of distinct colors used, with a lower score being better.

Method	Score
Classical Solver	0.8679121232535366
BestOfN	0.7992347794550977
Refine	0.9237393162393163
FunSearch	0.8993461774953884
AIDE	0.7992347794550977
ReEvo	0.8119485901255648
MCTS	0.8529682767415909
EoH	0.804175457505431

Table 19: Graph colouring

Hybrid Reentrant Shop Scheduling

The problem is a Hybrid Reentrant Shop Scheduling problem where each of n jobs must sequentially undergo three operations: an initialization phase on one of m identical primary machines, a setup phase on a single remote server, and a final main processing phase on the same primary machine used

for initialization. Jobs are initialized in a fixed natural order using list scheduling, while the setup phase is processed on the remote server in an order specified by a permutation decision variable. Additionally, each job is assigned to a primary machine for main processing via a batch_assignment, and on each machine, jobs are processed in natural (initialization) order. The objective is to minimize the makespan, defined as the time when the last job completes its main processing, while ensuring that no machine (primary or server) processes more than one job simultaneously and that all operational precedence constraints are satisfied.

Method	Score
Classical Solver	0.9057971372430776
BestOfN	0.9872450518587456
Refine	0.9966666343001128
FunSearch	1.0001780484032463
AIDE	0.7457203947696327
ReEvo	0.9820554515396009
MCTS	0.9961239866411462
EoH	0.9841146688046011

Table 20: Hybrid Reentrant Shop Scheduling

Job shop scheduling

The job shop scheduling problem requires assigning non-negative integer start times to a set of operations, structured into multiple jobs, each composed of sequential operations. Each operation is processed on a specific machine for a given processing time. The optimization goal is to minimize the makespan, defined as the maximum completion time across all jobs. Constraints include (i) sequential processing of operations within each job, meaning each operation cannot start before its preceding operation finishes, and (ii) non-overlapping scheduling of operations on the same machine. If these constraints are violated, the solution receives no score.

Method	Score
Classical Solver	0.8202016779421567
BestOfN	0.7060712883377539
Refine	0.7696287350855926
FunSearch	0.8192815531664928
AIDE	0.6498336005961379
ReEvo	0.7982807066317813
MCTS	0.7293663754433233
EoH	0.7770594374788831

Table 21: Job shop scheduling

MIS

The Maximum Independent Set (MIS) problem is a fundamental NP-hard optimization problem in graph theory. Given an undirected graph $G = (V, E)$, where V is a set of vertices

and E is a set of edges, the goal is to find the largest sub-set S in V such that no two vertices in S are adjacent (i.e., connected by an edge).

Method	Score
Classical Solver	0.986
BestOfN	0.8461150261004076
Refine	0.9078324503859446
FunSearch	0.9002038932676987
AIDE	0.8425484500134511
ReEvo	0.8342509729450779
MCTS	0.8433127163177989
EoH	0.8763795109859694

Table 22: MIS

Multi-Demand Multidimensional Knapsack problem

The Multi-Demand Multidimensional Knapsack Problem (MDMKP) is a binary optimization problem that extends the classical MKP by incorporating both upper-bound (\leq) and lower-bound (\geq) constraints. Formally, given n decision variables $x_j \in \{0, 1\}$, the goal is to maximize $\sum_{j=1}^n c_j x_j$ subject to $\sum_{j=1}^n a_{ij} x_j \leq b_i$ for $i = 1, \dots, m$ and $\sum_{j=1}^n a_{ij} x_j \geq b_i$ for $i = m + 1, \dots, m + q$. Instances are generated from standard MKP problems by varying the number of \geq constraints (with q taking values 1, $m/2$, or m) and by using two types of cost coefficients (positive and mixed), thereby producing six distinct variants per base instance. This formulation enables rigorous evaluation of algorithms in contexts where both resource limits and demand fulfillment must be simultaneously addressed.

Method	Score
Classical Solver	0.8957822313136857
BestOfN	0.7144432351611377
Refine	0.8913402342031996
FunSearch	0.8354799525874899
AIDE	0.8805432369541204
ReEvo	0.8920786376031828
MCTS	0.8994648109682947
EoH	0.9082814870567889

Table 23: Multi-Demand Multidimensional Knapsack problem

Multidimensional knapsack problem

This problem is a multidimensional knapsack optimization where the objective is to maximize the total profit by selecting decision variables, each associated with a profit and resource consumption across multiple constraints. The decision variables must be chosen such that the sum of resource usage for each constraint does not exceed its corresponding capacity.

Importantly, if any constraint is violated—that is, if the resource consumption for any constraint exceeds its allowed capacity—the solution is deemed infeasible and earns no score. The challenge lies in identifying the optimal combination of items that yields the highest total profit while strictly satisfying all resource constraints.

Method	Score
Classical Solver	0.9903523477639424
BestOfN	0.9401685100749627
Refine	0.9947726903727786
FunSearch	0.9773347714972982
AIDE	0.925117898068383
ReEvo	1.0018885951740353
MCTS	1.0057751617808324
EoH	1.0010112897238341

Table 24: Multidimensional knapsack problem

Open shop scheduling

The Open Shop Scheduling Problem involves scheduling a set of jobs across a set of machines with the goal of minimizing the total completion time (makespan). Each job consists of several operations, where each operation must be processed on a specific machine for a given duration. Unlike other scheduling problems, the Open Shop variant has no predetermined order for processing the operations of a job—operations can be scheduled in any order, but a job can only be processed on one machine at a time, and a machine can only process one job at a time. This creates a complex combinatorial optimization challenge where the scheduler must determine both the sequence of operations for each job and the timing of each operation to minimize the overall completion time while ensuring no resource conflicts.

Method	Score
Classical Solver	0.7851209868863173
BestOfN	0.9017764948703829
Refine	0.9930284498507208
FunSearch	0.9930284498507208
AIDE	0.9156437907474381
ReEvo	0.9825099803205837
MCTS	0.8960699709846601
EoH	0.9930284498507208

Table 25: Open shop scheduling

Packing unequal circles

The problem involves packing a subset of unequal circles into a fixed circular container with radius R_0 and center at the origin, where each circle i has a given radius R_i (sorted in non-decreasing order) and is associated with a binary decision variable α_i indicating whether it is packed. The goal is to maximize the number of circles packed—that is,

maximize $\sum_{i=1}^n \alpha_i$ —subject to two sets of nonlinear constraints: (1) each packed circle must lie entirely within the container, which is enforced by ensuring that the distance from its center to the container’s center plus its radius does not exceed R_0 ; and (2) any two packed circles must not overlap, meaning the distance between their centers must be at least the sum of their radii.

Method	Score
Classical Solver	0.9075757575757577
BestOfN	0.8939393939393939
Refine	0.9803030303030303
FunSearch	0.9719696969696969
AIDE	0.8825757575757576
ReEvo	0.8825757575757576
MCTS	0.9522727272727273
EoH	0.8825757575757576

Table 26: Packing unequal circles

Packing unequal circles area

The problem involves packing a subset of unequal circles into a fixed circular container with radius R_0 and center at the origin, where each circle i has a given radius R_i (sorted in non-decreasing order) and is associated with a binary decision variable α_i indicating whether it is packed. The goal is to maximize the total area of all circles packed—that is, maximize $\sum_{i=1}^n \alpha_i * \pi * R_i^2$ —subject to two sets of nonlinear constraints: (1) each packed circle must lie entirely within the container, which is enforced by ensuring that the distance from its center to the container’s center plus its radius does not exceed R_0 ; and (2) any two packed circles must not overlap, meaning the distance between their centers must be at least the sum of their radii.

Method	Score
Classical Solver	0.8767896840297265
BestOfN	0.9923476599194556
Refine	1.0226692239919217
FunSearch	1.0404725950195108
AIDE	0.5972138868724692
ReEvo	0.9101821460280035
MCTS	0.9617483396206504
EoH	1.0056059827170811

Table 27: Packing unequal circles area

Packing unequal rectangles and squares

We are given a set of n unequal rectangles (or squares), each with specified dimensions, and a fixed circular container of radius R centered at the origin. The problem is to decide which rectangles to pack and where to position them—by choosing binary selection variables and continuous center coordinates—so that every packed rectangle is entirely contained within the circle and no two packed rectangles overlap.

For each rectangle, the four corners must lie inside the circle, and if an item is not packed it is forced to a dummy position. The objective is to maximize the number of packed items, i.e., maximize $\sum_{i=1}^n \alpha_i$ (or a related sum when each α_i is binary). Note that the rotation of the rectangular (by 90 degrees) is sometimes allowed and your algorithm should take that into account.

Method	Score
Classical Solver	0.9134625513058007
BestOfN	0.8337025039542202
Refine	0.932172162950195
FunSearch	0.9228828411608733
AIDE	0.7950708457573447
ReEvo	0.77954425754769
MCTS	0.8028450160315149
EoH	0.9228828411608733

Table 28: Packing unequal rectangles and squares

Packing unequal rectangles and squares area

We consider the problem of selecting and placing a subset of n unequal rectangles (or squares) into a fixed-size circular container of radius R so as to maximize the total area of the packed items. Each item i has given dimensions L_i and W_i (with $L_i = W_i$ for squares) and an associated area $L_i W_i$. The decision variables include a binary indicator α_i for whether item i is packed and continuous variables (x_i, y_i) for the placement of its center, along with a rotation angle θ_i when 90° rotations are allowed. The formulation enforces that for every packed item, all four of its rotated corners must lie within the circle, and that no two packed items overlap; if an item is not packed, it is fixed at a dummy position.

Method	Score
Classical Solver	0.8893527400499813
BestOfN	0.9536806816195774
Refine	1.0513451711752306
FunSearch	1.0839011538182066
AIDE	0.8100272732450019
ReEvo	0.9435059488868657
MCTS	0.995946490673633
EoH	0.9566331174271511

Table 29: Packing unequal rectangles and squares area

Resource constrained shortest path

This problem involves finding the shortest path from vertex 1 to vertex n in a directed graph while satisfying resource constraints. Specifically, each vertex and arc has associated resource consumptions, and the cumulative consumption for each resource must fall within the provided lower_bounds and upper_bounds. The input includes the number of vertices (n), arcs (m), resource types (K), resource consumption at

each vertex, and a graph represented as a mapping from vertices to lists of arcs (each arc being a tuple of end vertex, cost, and arc resource consumptions). The optimization objective is to minimize the total arc cost of the path, with the condition that the path is valid—meaning it starts at vertex 1, ends at vertex n , follows defined transitions in the graph, and respects all resource bounds; if any of these constraints are not met, the solution receives no score.

Method	Score
Classical Solver	0.7508899529136809
BestOfN	0.7508899529136808
Refine	0.7284494767232047
FunSearch	0.7508899529136808
AIDE	0.7508899529136808
ReEvo	0.7508899529136808
MCTS	0.7284494767232047
EoH	0.7508899529136808

Table 30: Resource constrained shortest path

Set covering

Set Covering Problem. The goal is to select a subset of columns, each with an associated cost, such that every row is covered by at least one chosen column. For each row, the available covering columns are provided (as 1-indexed numbers). The objective is to minimize the total cost of the selected columns, and if even one row is left uncovered, then no score is awarded.

Method	Score
Classical Solver	0.8883906244045974
BestOfN	0.8213286754887226
Refine	0.9056204467263304
FunSearch	0.8887733963981322
AIDE	0.8639998129016312
ReEvo	0.9360686599803572
MCTS	0.8672991644233662
EoH	0.8843920544743958

Table 31: Set covering

Set partitioning

This problem involves solving a set partitioning instance where the goal is to choose a subset of columns such that each row is covered exactly once while minimizing the total cost. Each column is associated with a cost and covers a specific set of rows. The optimization problem is defined by selecting columns from a given set so that every row is covered precisely once, and the sum of the selected columns' costs is minimized. If the solution fails to cover every row exactly once, then no score is awarded.

Method	Score
Classical Solver	0.9996401983661346
BestOfN	0.8991338255841825
Refine	0.7999991398515384
FunSearch	0.8333333333333334
AIDE	0.9
ReEvo	0.8991338255841825
MCTS	0.8647769492523454
EoH	0.9324671589175159

Table 32: Set partitioning

TSP

The Traveling Salesman Problem (TSP) is a classic combinatorial optimization problem where, given a set of cities with known pairwise distances, the objective is to find the shortest possible tour that visits each city exactly once and returns to the starting city. More formally, given a complete graph $G = (V, E)$ with vertices V representing cities and edges E with weights representing distances, we seek to find a Hamiltonian cycle (a closed path visiting each vertex exactly once) of minimum total weight.

Method	Score
Classical Solver	0.986
BestOfN	0.8590303340408165
Refine	0.9399577646813952
FunSearch	0.9016741050908584
AIDE	0.7710495444635409
ReEvo	0.8488918718349553
MCTS	0.5961113158302597
EoH	0.7935463156320405

Table 33: TSP

Uncapacitated warehouse location

The Uncapacitated Warehouse Location Problem aims to determine which warehouses to open and how to assign each customer entirely to an open warehouse in order to minimize the total cost. Given a set of potential warehouse locations, each with a fixed opening cost, and a set of customers, each with an associated assignment cost for being served by each warehouse, the objective is to select a subset of warehouses to open and assign every customer completely to one of these open warehouses. The optimization minimizes the sum of fixed warehouse opening costs and the customer assignment costs. Each customer must be assigned to exactly one warehouse; if any customer is left unassigned or assigned to more than one warehouse, the solution is considered infeasible.

Unconstrained guillotine cutting

The unconstrained guillotine cutting problem involves selecting and placing a subset of available pieces within a fixed stock rectangle to maximize the total value of the placed pieces. Each piece, defined by its length, width, and value,

Method	Score
Classical Solver	0.9968157833494645
BestOfN	0.98931916166557
Refine	1.0000000000002045
FunSearch	0.9978398298062331
AIDE	0.9994999857664043
ReEvo	0.998083746641369
MCTS	0.9951604598088827
EoH	0.8749999999978142

Table 34: Uncapacitated warehouse location

may be optionally rotated 90° if allowed and used at most once. The challenge is to determine both the selection and the positioning of these pieces such that they do not overlap and lie entirely within the stock's boundaries. This optimization problem formalizes the decision variables as the x and y coordinates for the bottom-left placement of each piece and, if rotation is allowed, a binary variable indicating its orientation, while the objective function is to maximize the sum of the values of the pieces successfully placed within the stock.

Method	Score
Classical Solver	0.9725381370960237
BestOfN	0.8701275303357732
Refine	0.9618177725501762
FunSearch	0.9646369625362231
AIDE	0.8512970128354943
ReEvo	0.9828452190272524
MCTS	0.8628525304460628
EoH	0.9649480933563296

Table 35: Unconstrained guillotine cutting

Vehicle routing: period routing

The Period Vehicle Routing Problem requires planning delivery routes over a multi-day planning period.

Each customer (other than the depot, whose id is 0) is provided with a list of candidate service schedules. A schedule is represented by a binary vector of length equal to the period (e.g., [1, 0, 1] for a 3-day period), where a 1 in a given position indicates that the customer must be visited on that day. The decision maker must select exactly one candidate schedule for each customer.

For every day in the planning period, if a customer's chosen schedule indicates a delivery (i.e., a 1), then exactly one vehicle must visit that customer on that day. Otherwise, the customer should not be visited. The decision maker must also design, for each day, the tours for the vehicles. Each tour is a continuous route that starts at the depot (id 0) and, after visiting a subset of customers, returns to the depot. Each vehicle is only allowed to visit the depot once per day—namely, as its starting and ending point—and it is not allowed to return to the depot in the middle of a tour.

Moreover, each vehicle route must obey a capacity constraint: the total demand of the customers visited on that tour must not exceed the vehicle capacity each day. Although multiple vehicles are available per day (as specified by the input), not all available vehicles have to be used, but the number of tours in a given day cannot exceed the provided number of vehicles. In addition, the tours on each day must cover exactly those customers who require service per the selected schedules, and no customer may be visited more than once in a given day.

The objective is to choose a schedule for every customer and plan the daily tours so as to minimize the overall distance traveled by all vehicles during the entire planning period. Distances are measured using Euclidean distance.

Method	Score
Classical Solver	0.12437943290991642
BestOfN	0.42032326191804853
Refine	0.48371172427664344
FunSearch	0.32385035648314586
AIDE	0.5362363612554435
ReEvo	0.0
MCTS	0.0
EoH	0.0

Table 36: Vehicle routing: period routing

p-median - capacitated

The Capacitated P-Median Problem is a facility location optimization problem where the objective is to select exactly p customers as medians (facility locations) and assign each customer to one of these medians to minimize the total cost, defined as the sum of the Euclidean distances (rounded down to the nearest integer) between customers and their assigned medians. Each median has a capacity constraint Q , meaning the total demand of the customers assigned to it cannot exceed Q . A feasible solution must respect this capacity constraint for all medians; otherwise, it receives a score of zero. The solution is evaluated by the ratio $\text{extscore} = \frac{\text{rac}}{\text{extbest_known}}$ $\frac{\text{extcomputed_total_cost}}{\text{extcomputed_total_cost}}$, where $\text{computed_total_cost}$ is the total assignment cost if all constraints are satisfied; otherwise, the score is zero. The output consists of the total cost (if feasible), the selected medians, and the customer assignments.

p-median - uncapacitated

The uncapacitated p-median problem is a combinatorial optimization problem defined on a given graph $G = (V, E)$ with n vertices and m edges. The objective is to select p medians (facility locations) from the set of vertices such that the total assignment cost is minimized. The assignment cost is computed as the sum of the shortest distances from each vertex to its nearest selected median, where distances are given by a precomputed complete cost matrix (obtained via Floyd's algorithm). Formally, given the cost matrix $D \in \mathbb{R}^{n \times n}$, the optimization problem seeks to find a subset $S \subseteq V$ with $|S| = p$ that minimizes the function:

Method	Score
Classical Solver	0.8996179560649475
BestOfN	0.9892886172082498
Refine	0.9737771618997864
FunSearch	0.9748437166838722
AIDE	0.7442228395960961
ReEvo	0.9786585768154689
MCTS	0.9829650705934849
EoH	0.9853458094532425

Table 37: p-median - capacitated

$\sum_{v \in V} \min_{s \in S} D(v, s)$
where $D(v, s)$ is the shortest-path distance between vertex v and median s . The solution consists of a list of exactly p distinct vertices representing the chosen medians.

Method	Score
Classical Solver	0.9952341868141825
BestOfN	0.9453613019698086
Refine	0.9982141349797949
FunSearch	0.9996783954983718
AIDE	0.9847816841274486
ReEvo	0.9983315585722753
MCTS	0.9605290267584901
EoH	0.9921177098573016

Table 38: p-median - uncapacitated