

Investigating and Mitigating Stereotype-aware Unfairness in LLM-based Recommendations

Zihuai Zhao, Wenqi Fan*, Yao Wu, Qing Li, *Fellow, IEEE*

Abstract—Large Language Models (LLMs) have demonstrated unprecedented language understanding and reasoning capabilities to capture diverse user preferences and advance personalized recommendations. Despite the growing interest in LLM-based recommendations, unique challenges are brought to the trustworthiness of LLM-based recommender systems (LLM-RS). Compared to unique user/item representations in conventional recommender systems, users and items share the textual representation (e.g., word embeddings) in LLM-based recommendations. Recent studies have revealed that LLMs are likely to inherit stereotypes that are embedded ubiquitously in word embeddings, due to their training on large-scale uncured datasets. This leads to LLM-RS exhibiting stereotypical linguistic associations between users and items, causing a form of two-sided (i.e., user-to-item) recommendation fairness. However, there remains a lack of studies investigating the unfairness of LLM-RS due to intrinsic stereotypes, which can simultaneously involve user and item groups. To bridge this gap, this study reveals a new variant of fairness between stereotype groups containing both users and items, to quantify discrimination against stereotypes in LLM-RS. Moreover, in this paper, to mitigate stereotype-aware unfairness in textual user and item representations, we propose a novel framework named Mixture-of-Stereotypes (MoS). In particular, an insightful stereotype-wise routing strategy over multiple stereotype-relevant experts is designed, aiming to learn unbiased representations against different stereotypes in LLM-RS. Extensive experiments are conducted to analyze the influence of stereotype-aware fairness in LLM-RS and the effectiveness of our proposed methods, which consistently outperform competitive benchmarks under various fairness settings.

Index Terms—Recommender System, Large Language Model, Recommendation, Fairness, Stereotype.

I. INTRODUCTION

RECOMMENDER systems (RS) provide personalized suggestions tailored to user preferences, facilitating user experience across diverse applications, such as e-commerce [1], job matching [2], and social media platforms [3], [4]. Recently, Large Language Models (LLMs) have emerged as a prevalent paradigm for advancing personalized recommendations. To be specific, LLMs equipped with billion-scale parameters have demonstrated unprecedented language understanding and reasoning capabilities to capture diverse user preferences based on rich textual side information in RS (e.g., user

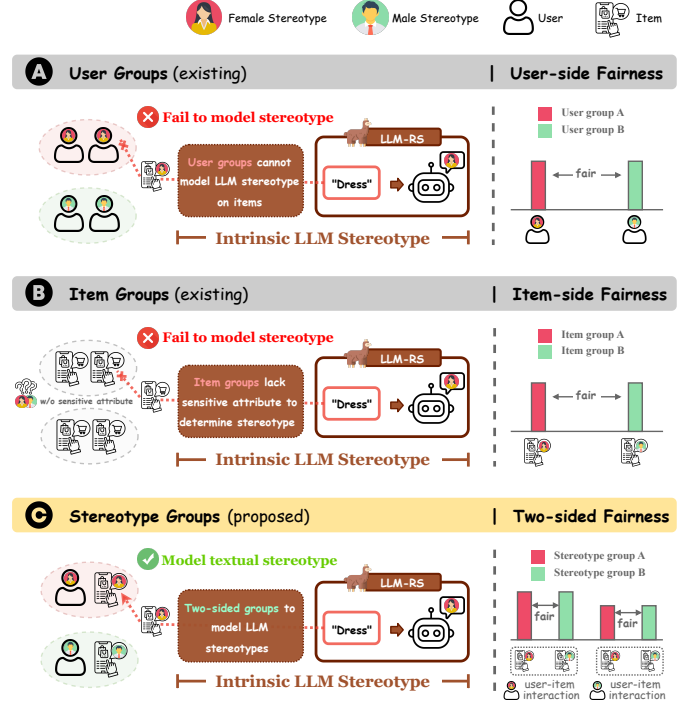


Fig. 1: Illustration of stereotype groups. Compared to unique user/item representations in conventional recommender systems, users and items share the textual representation (e.g., word embeddings) in LLM-based recommendations. Therefore, LLM stereotypes can simultaneously involve user and item groups, leading to a form of two-sided recommendation fairness.

profiles and item descriptions) [5]. However, the integration of LLMs into recommendations brings about unique challenges toward the trustworthiness of LLM-based recommender systems (**LLM-RS**). Specifically, recent studies have revealed that LLMs trained on large-scale uncured data inherit stereotypes against social groups, leading to intrinsic biases in downstream applications [6], [7]. For instance, LLMs tend to overlook the personalized preference behind user-item interactions but simply perform recommendations based on stereotypical textual knowledge, such as suggesting “female nurse” and “male doctor” in job recommendations [7], [8].

The fairness in recommendations can be categorized into three types according to the stakeholders involved in modeling user-item interactions, namely user-side, item-side, and two-sided fairness [9], [10]. Most existing studies on LLM-RS fairness focus on either user-side fairness to achieve consistent recommendation performance across user groups [11], [12], [13] or item-side fairness by providing fair exposure oppor-

Z. Zhao, and Q. Li are with the Department of Computing, The Hong Kong Polytechnic University. E-mail: zihuai.zhao@connect.polyu.hk, qing-li@polyu.edu.hk.

W. Fan is with the Department of Computing (COMP) and Department of Management and Marketing (MM), The Hong Kong Polytechnic University. E-mail: wenqifan03@gmail.com.

Y. Wu is with the Department of Management and Marketing (MM), The Hong Kong Polytechnic University. E-mail: wuyao.wu@polyu.edu.hk.

*Corresponding author: Wenqi Fan.

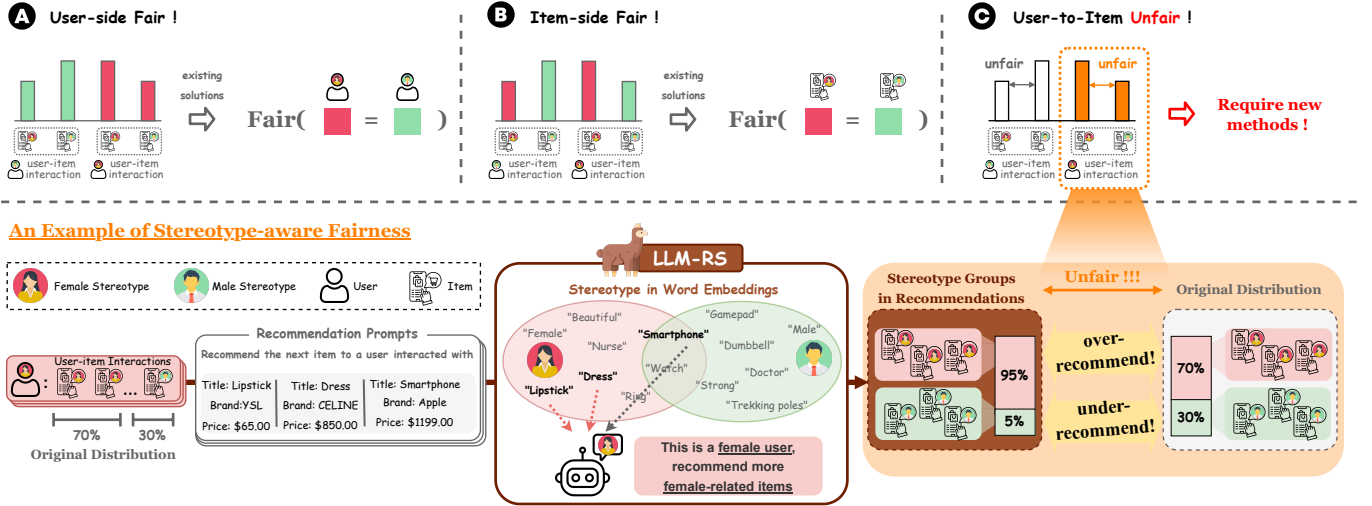


Fig. 2: Illustration of stereotype-aware fairness. In A and B, existing user-side or item-side fairness still ignores two-sided (i.e., user-to-item) stereotypes, only considering the fairness against single-sided stereotypes. In C, we model the fairness against two-sided (i.e., user-to-item) stereotypes based on **calibrated proportions**. For example, the user-side stereotype can unfairly amplify the original distribution of item-side stereotypes, by over-recommending items (i.e., increase from 70% to 95%) in the female stereotype group and under-recommending items (i.e., decrease from 30% to 5%) in the male stereotype group.

tunities across item groups [14], [15]. However, as shown in Figure 1, LLM-encoded stereotypes can simultaneously involve user and item groups, leading to a form of two-sided (i.e., user-to-item) recommendation fairness. This is because stereotypes are embedded ubiquitously in the word embeddings of LLMs [6], [7], where users and items share these representations (e.g., word embeddings) in LLM-based recommendations. For example, the same vocabulary of word embeddings is used by LLMs to represent user profiles and item descriptions. This leads to LLM-RS exhibiting unfair recommendations due to stereotypical linguistic associations between users and items, as illustrated in Figure 2, we take the female stereotype as an example. Due to stereotypes in word embeddings, LLM-RS tend to group a user’s historical interactions into the female stereotype. As a result, the user-side stereotype can unfairly amplify the original distribution of item-side stereotypes, by over-recommending items (i.e., increase from 70% to 95%) in the female stereotype group and under-recommending items (i.e., decrease from 30% to 5%) in the male stereotype group.

Failing to address the unfairness due to stereotypes in LLM-based recommendations can significantly reduce user satisfaction and diversity of personalized recommendations, since stereotypes might hinder LLM-RS from exploring potential items for users. Moreover, harmful stereotypes of LLMs could further reinforce social polarization in recommendations, such as suggesting low-paid jobs to certain gender identities and nationalities [16]. Therefore, it is imperative to delve into the fairness against stereotypes in LLM-based recommendations.

Due to the simultaneous existence of stereotypes in user and item groups, as explained in Fig. 1, existing user-side or item-side fairness could fall short of modeling textual stereotypes. Therefore, we propose a new variant of fairness between stereotype groups containing both users and items (i.e.,

two-sided groups), rather than separating user groups and item groups. To validate the existence of stereotypes and quantify the recommendation unfairness between different stereotype groups, we design a new evaluation metric named **stereotype-aware fairness** and conduct preliminary experiments on real-world recommendation datasets. As detailed in Section V, our findings demonstrate that LLM-RS can exhibit significant discrimination between different stereotype groups, highlighting the concern of stereotype-aware fairness toward the trustworthiness of LLM-based recommendations.

To mitigate unfairness caused by stereotypes, unique challenges are brought to LLM-based recommendations. Compared to conventional recommender systems, users and items are **not** consolidated into unique representations, but span over a sequence of textual representations (e.g., item descriptions) in LLM-RS [17], [18]. For example, most existing fairness criteria in RS, which are used to measure the similarity between user and item embeddings, are inapplicable to word sequences [16], [19]. This leads to significant difficulties in distinguishing different stereotype groups based on the textual information of users and items in LLM-RS. Recently, studies have revealed that LLMs possess virtual personalities that are sensitive to prompt biases [20], [21]. For example, LLM agents can exhibit diverse human-like personalities by giving user profiles in prompts [22], [23], uncovering the great potential to assign different stereotype roles to LLMs. Building up these insights, we propose a novel method named **Mixture-of-Stereotypes (MoS)** to capture and mitigate different stereotypes in LLM-RS, utilizing a set of stereotype-relevant experts (i.e., multiple stereotype roles). More specifically, we develop an insightful routing strategy over multiple stereotype-relevant experts to learn unbiased representations, which can be seamlessly integrated with LLMs via parameter-efficient fine-tuning (PEFT) like prompt tuning, as existing research has demonstrated the

effectiveness of adapting multi-expert structures to the training of LLMs via PEFT paradigms [24], [25].

The main contributions of this paper are summarized as follows:

- This study investigates the unique characteristics of LLM stereotypes in recommendation unfairness, caused by the stereotypical linguistic associations between users and items. In this paper, we propose a new variant of fairness against stereotypes, which simultaneously involves user and item groups (i.e., two-sided groups) in LLM-RS.
- We propose a novel framework, namely **Mixture-of-Stereotypes (MoS)**, to mitigate discrimination against stereotypes in LLM-based recommendations. Notably, an insightful stereotype-wise routing strategy over multiple stereotype-relevant experts is designed to learn unbiased representations against different stereotypes in LLM-RS.
- Extensive experiments on different real-world recommendation datasets are conducted to demonstrate the effectiveness of our proposed methods under various fairness settings.

II. RELATED WORK

In this section, we first discuss the existence and cause of intrinsic stereotypes in LLMs, then move to the existing research on the fairness issues in LLM-based recommendations.

A. Stereotype of LLMs

Stereotypes refer to social bias and discrimination that associate diverse combinations of characteristics with specific groups [8], such as a combination of “*female nurse*” or “*male doctor*”. Existing studies have revealed that LLMs trained on large-scale uncensored data, particularly uncensored and imbalanced text corpora, inherit various stereotypes against specific social groups, which can be categorized by age, gender, and religion, etc. [6], [7]. More specifically, stereotypes are ubiquitously encapsulated into the LLM vocabulary of word embeddings, leading to stereotypical behavior in various LLM-based applications since the fixed vocabulary is used to represent downstream tasks as textual information (e.g., task-specific prompts) [26].

Compared to conventional recommendation models, LLMs introduce unique stereotypes for inferring user preferences, leading to substantial discrimination in personalized recommendations. In other words, discriminative predictions can be elicited by prompting LLMs with textual information of users and items. For example, a female stereotype can be probed by LLMs given an interacted item “*dress*” in e-commerce recommendations. Notably, recent studies have indicated that most existing LLMs, such as T5, GPT, and LLaMA families, suffer from discriminative behaviors against stereotypes (e.g., gender) in recommendation tasks [11], [12], [21].

B. Fairness in LLM-based Recommendation

Compared to unique user/item representations in conventional recommender systems, users and items share the textual representation (e.g., word embeddings) in LLM-based recommendations. Recent studies have revealed that LLMs are

likely to inherit stereotypes that are embedded ubiquitously in word embeddings, due to their training on large-scale uncensored datasets [6], [7]. For example, LLM-RS are likely to stereotypically suggest “*female nurse*” and “*male doctor*” in job recommendations [7], [8]. This leads to LLM-RS exhibiting stereotypical linguistic associations between users and items, causing a form of two-sided (i.e., user-to-item) recommendation fairness. However, most existing studies on LLM-RS fairness are limited to either user-side or item-side fairness. These technical solutions involve augmenting imbalanced datasets or fine-tuning models with fair objectives, aiming to achieve consistent recommendation performance across user groups [12], [13] or fair exposure opportunities across item groups [14], [15]. Therefore, current fairness methods might fall short in addressing two-sided recommendation fairness, since LLM stereotypes can simultaneously involve user and item groups.

In addition to the aforementioned limitation on single-sided fairness, some existing works merely leverage discrete IDs or ID embeddings of users and items for recommendations [11], [16], which implicitly ignore stereotypes in textual information, such as user profiles and item descriptions. Notably, recent studies have indicated that textual knowledge is critical for harnessing the linguistic capabilities of LLM-RS to effectively comprehend user preferences in recommendations [27], [28]. To sum up, effective methods to tackle the recommendation fairness against intrinsic stereotypes of LLMs, specifically against biased textual knowledge, remain underexplored.

III. PRELIMINARY

In this section, we elaborate on the fairness definitions for quantifying LLM stereotypes in recommendation tasks.

A. Fairness Definition

There exist various definitions of recommendation fairness, such as consistent, calibrated, and counterfactual fairness, where the choice of these definitions depends on the scope of applications [9], [10]. For instance, in job recommendations, consistent fairness focuses on whether like cases are treated alike, such as whites potentially receiving more recommendations than blacks despite having equal qualifications. In this paper, we investigate the unique characteristics of LLM stereotypes, causing a form of two-sided (i.e., user-to-item) recommendation fairness.

To address fair recommendations, as illustrated in Fig. 2, we argue that user-to-item stereotypes should **not** amplify a user’s preference for items. Therefore, we extend the concept of calibrated fairness, requiring a **calibrated proportion** of stereotype groups between the original distribution (i.e., user-item interactions) and recommendation results. Formally, given any stereotype group G , stereotype-aware fairness requires:

$$\mathbb{P}(\mathcal{V}_u^{\text{interact}} \in G) = \mathbb{P}(\mathcal{V}_u^{\text{recommend}} \in G) \quad \forall u \in \mathcal{U}, \quad (1)$$

where $\mathcal{V}_u^{\text{interact}}$ and $\mathcal{V}_u^{\text{recommend}}$ are the item sets in a user u ’s historical interactions and recommendation results, respectively. \mathcal{U} denotes the user set and \mathbb{P} stands for the proportion.

B. Recommendation Task

To adapt generative LLMs to recommendation tasks, recent advances have demonstrated the necessity to present target item candidates into prompts [29], [27] or additional tokens [28], [17] of LLM-RS. Therefore, we formulate recommendations as a binary classification task, where LLM-RS will determine whether or not to recommend a given target item v based on the sequence of a user u 's historical interactions \mathcal{H}_u .

IV. STEREOTYPE-AWARE FAIRNESS

In pursuit of fair recommendations, we extend the concept of calibrated fairness, requiring a **calibrated proportion** of stereotype groups between the original distribution (i.e., user-item interactions) and recommendation results.

A. Stereotype Group of User and Item

As shown in Fig. 1, LLM stereotypes can simultaneously involve user and item groups. For example, a “female” user and an item “dress” can be grouped into the same gender stereotype. Formally, let $G \in \mathcal{G}$ denote each stereotype group in a recommendation dataset, the **user-side stereotype** that $u \in G$ can be directly determined by user attributes, such as gender and age. As for **item-side stereotype**, we interpret it as a degree $d_{v \in G}$ to which this item is mostly interacted by users of a certain stereotype group. For example, in the case of binary stereotype groups $\mathcal{G} = [G_1, G_2]$ where an item v is interacted by 30% users $u \in G_1$ and 10% users $u \in G_2$, the degree $d_{v \in G_1} = 0.2$ can be calculated by their subtraction. Therefore, for any stereotype group $G \in \mathcal{G}$ (where $G' \neq G$), the degree to which an item v is biased to a certain stereotype group G can be calculated by

$$d_{v \in G} = \max_G \left(\frac{\sum_{u \in G} \mathbb{1}(v \in \mathcal{H}_u)}{\sum_{u \in G} 1} - \sum_{G' \in \mathcal{G}} \frac{\sum_{u \in G'} \mathbb{1}(v \in \mathcal{H}_{u'})}{\sum_{u \in G'} 1} \right), \quad (2)$$

where $\mathbb{1}(v \in \mathcal{H}_u)$ equals 1 when item v is in the user u 's interaction history \mathcal{H}_u , and 0 otherwise.

B. Stereotype Measurement

To measure the distribution of stereotype groups, given each interacted item v in a user u 's interaction history \mathcal{H}_u , the proportion of any group G can be formulated as:

$$h_{u \in G} = \frac{1}{|\mathcal{H}_u|} \sum_{v \in \mathcal{H}_u} \mathbb{1}(d_{v \in G}), \quad (3)$$

where $\mathbb{1}$ represents an identity function

$$\mathbb{1}(d_{v \in G}) = \begin{cases} 1, & \text{if } d_{v \in G} \geq \text{threshold} \\ 0, & \text{otherwise} \end{cases}. \quad (4)$$

In practice, a threshold should be applied to the above stereotype degree $d_{v \in G}$. This is because a small degree indicates a weak bias towards any stereotype group. For example, in Fig. 2, a “smartphone” is neutral to gender stereotypes.

To determine the proper threshold, we employ the Z-score of $d_{v \in G}$ over all items in a recommendation dataset. Intuitively, Z-score identifies outliers based on how many standard deviations

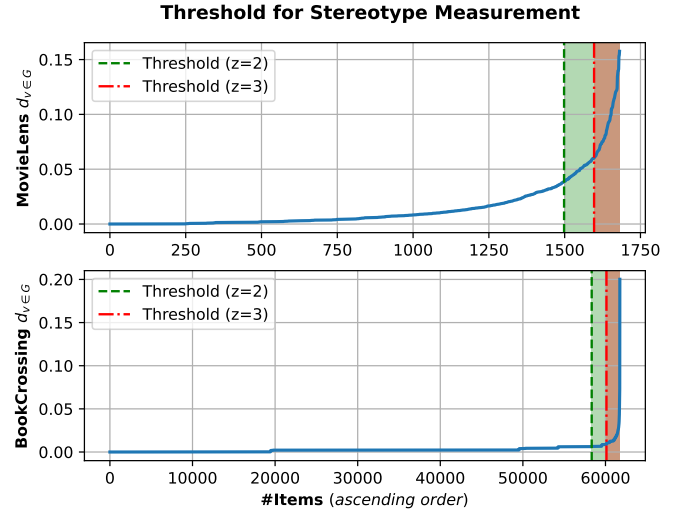


Fig. 3: Threshold of $d_{v \in G}$ based on Z-scores in different experimental datasets. An ablation study is conducted to validate the above settings of threshold in Fig. 6.

a data point is from the mean, where we regard outliers as items strongly related to certain stereotypes. As illustrated in Figure 3, we take the commonly-used settings $z = 2$ and $z = 3$ [30] to determine the threshold in Eq. (4) tailored to different experimental datasets.

C. Evaluation of Stereotype-aware Fairness

Based on the above stereotype measurement, extending the concept of calibrated fairness, we propose stereotype-aware fairness at the group level. In particular, given each user in any stereotype group G , the recommendation proportion of target items in the same group G should be calibrated to the **proportion of G** (i.e., $h_{u \in G}$) in the user's historical interactions. Formally, given the set of N recommendations $\mathcal{S} = \{u_i, v_i\}_{i=1}^N$ where each tuple denotes the target item v (or v_i) recommended to a user u (or u_i), the evaluation metric of stereotype-aware fairness is defined as:

$$\mathbf{SF} = 1 - \frac{1}{|\mathcal{G}|} \sum_{G \in \mathcal{G}} \frac{\sum_{u \in \mathcal{S}} h_{u \in G}}{\sum_{v \in \mathcal{S}} \mathbb{1}(d_{v \in G})}, \quad (5)$$

where $\mathbf{SF} > 0$ implies that LLM-RS amplify the recommendation proportion of any stereotype group G compared to that (i.e., proportion of G) of user-item interactions, as marked by over-recommendation in Figure 2. Similarly, $\mathbf{SF} < 0$ indicates under-recommendation.

V. ANALYSIS OF STEREOTYPE-AWARE FAIRNESS

In this section, we initiate a preliminary experiment to investigate the influence of stereotype-aware fairness, in addressing the following two research questions:

- **RQ1:** Does LLM-RS exhibit unfairness between the same ($u, v \in G$) and different ($u \in G, v \notin G$) stereotype groups?
- **RQ2:** How is stereotype-aware fairness affected by different levels of stereotypes (i.e., implicit/explicit/counterfactual)?

TABLE I: Results of preliminary experiment. In the preliminary setup, LLM-RS are fine-tuned on recommendation datasets. The reported results are multiplied by 100, where **boldface** indicates the best score.

Dataset	Stereotype Groups $G \in \mathcal{G}$	Recommendations		Fairness $SF \downarrow$			Performance \uparrow		
		users u	target items v	implicit	explicit	counterfactual	AUC	Precision	Recall
MovieLens	$G = [\text{male}, \text{female}]^*$	$\in G$	$\notin G$	12.02	17.14	10.76	46.93	60.08	64.84
		$\in G$	$\in G$	78.82	83.13	76.11	72.36	78.25	76.50
BookCrossing	$G = [\text{teen}, \text{adult}]^*$	$\in G$	$\notin G$	16.08	25.34	14.56	71.42	73.09	61.67
		$\in G$	$\in G$	63.10	67.15	69.19	89.80	95.11	70.86

* As detailed in Section VII-A, available gender and age information are provided by MovieLens and BookCrossing datasets, respectively.

A. Preliminary Experimental Setup

To validate the existence of the proposed stereotype-aware fairness in LLM-RS, exploratory experiments are conducted on two widely-used recommendation datasets: MovieLens and BookCrossing. The detailed description of datasets and evaluation metrics can be found in the main experiment section (please refer to Section VII-A).

B. Analysis of RQ1

As illustrated in Table I, we compare the performance and fairness of LLM-RS when performing recommendations between users and items from different stereotype groups. As for performance comparisons, the recommendation quality between users and items from inconsistent stereotype groups is significantly inferior to that of consistent stereotype groups. In particular, the AUC, Precision, and Recall of LLM-RS decrease by 36%, 23%, and 15%, respectively, in recommendations between users $u \in G$ and target items $v \notin G$, such as recommending romantic movies (e.g., female stereotype) to male users. These observations imply that the recommendation quality of LLM-RS is sensitive to stereotypes, emphasizing the concern of stereotype-aware fairness toward the trustworthiness of LLM-based recommendations.

Despite the downgrade in performance, the fairness of LLM-RS regarding recommendations between inconsistent stereotype groups indicates a notably 62%-86% smaller value of SF . In other words, the recommendation proportion of items from a stereotype group G is much more calibrated to the proportion of G in user-item interactions. However, negative SF can be observed in the MovieLens dataset, meaning that LLM-RS rarely recommend items $v \in G$ to users $u \notin G$ despite a large proportion of G in the user's historical interactions. The aforementioned differences in recommendations between consistent and inconsistent groups imply that LLM-RS tend to amplify the discrimination between user-side stereotypes and item-side stereotypes, such as exhibiting over-recommendation between users and items from the same stereotype group.

C. Analysis of RQ2

Since stereotypes are simultaneously embedded in the word embeddings of users and items (e.g., user profiles and item titles), we aim to investigate the degree of stereotype-aware fairness under different levels of stereotypes, namely implicit, explicit, and counterfactual settings [21]. Specifically, the implicit setting only provides item titles in the input prompt of LLM-RS to infer the user-side stereotype without the actual user

profile. In explicit and counterfactual settings, both user profiles and item titles are provided, as detailed in Section VII-A4. By comparing results between implicit and explicit settings, the unfairness of LLM-RS with implicit stereotypes decreases by 29%-36% for inconsistent stereotype groups and 5%-6% for consistent stereotype groups. These results support our findings that stereotypes exist in the word embeddings of both users and items, leading to stereotype-aware fairness in LLM-RS. Notably, LLM-RS shows a reduction in unfairness by a percentage of 2%-44% in a counterfactual world of explicit stereotypes, highlighting the potential of utilizing different stereotypes (e.g., counterfactual stereotype) to develop effective methods in addressing stereotype-aware fairness in LLM-RS.

TABLE II: Comparison of pre-trained LLM and LLM-RS fine-tuned on the MovieLens dataset. The reported results are multiplied by 100, where **boldface** indicates the best score.

Model	Fairness $SF \downarrow$			Performance \uparrow		
	implicit	explicit	counterfactual	AUC	Precision	Recall
LLM	60.43	66.87	57.54	60.96	65.56	60.47
LLM-RS	75.22	79.17	72.09	67.16	75.83	69.62

D. Ablation on LLM-encoded Stereotype w/o Fine-tuning.

LLMs trained on large-scale uncured data inherit stereotypes that are embedded ubiquitously in word embeddings. This leads to LLM-RS exhibiting stereotypical linguistic associations between users and items (e.g., user profiles and item titles). By fine-tuning LLMs on recommendation data (i.e., LLM-RS), we aim to investigate the influence of recommendation data to LLM-encoded stereotypes. As illustrated in Table II, the performance of LLM-RS exceeds LLM by 11%, 15%, and 15% in terms of AUC, Precision, and Recall, respectively, indicating the effectiveness of fine-tuning LLMs on recommendation data. As for the influence on stereotypes measured by stereotype-aware fairness, a significant downgrade of fairness can be observed, varying from 25% to 39% under different fairness settings. This implies that the stereotypes in word embeddings of LLM-RS can be amplified by fine-tuning on recommendation data, emphasizing the concern of stereotype-aware fairness toward the trustworthiness of LLM-RS.

VI. THE PROPOSED METHOD

In this section, we propose a novel framework named Mixture-of-Stereotypes (MoS) along with effective learning objectives, to address stereotype-aware fairness in LLM-RS.

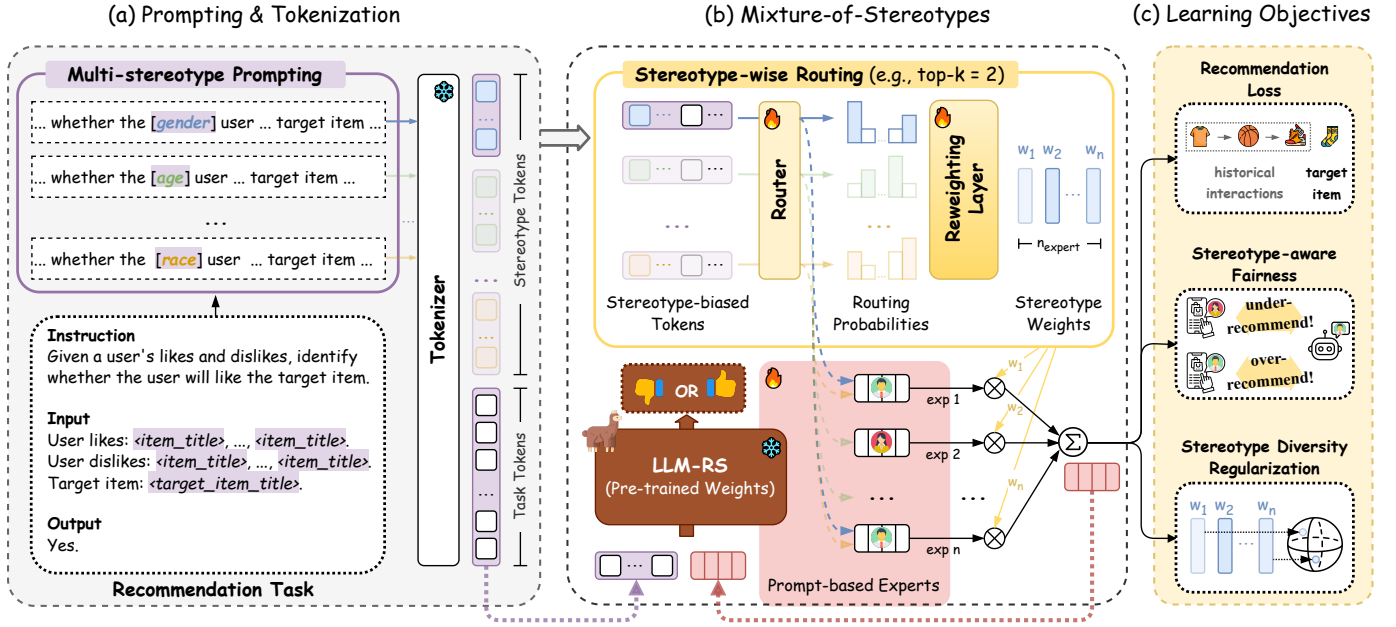


Fig. 4: The overall framework of the proposed MoS. In (a), multi-stereotype prompting elicits biases with respect to different stereotype groups. In (b), MoS mitigates the elicited stereotypes in recommendation tasks, where unbiased representations are generated and integrated with LLM-RS via soft prompts. In (c), effective learning objectives are designed to facilitate both the recommendation performance and the stereotype-aware fairness.

A. Overview of Mixture-of-Stereotypes (MoS)

As shown in Figure 4, our framework consists of three key modules, namely **multi-stereotype prompting** and **stereotype-wise routing**, along with effective **learning objectives**.

- The first module aims to capture the representation of stereotypes in textual information. Since stereotypes are ubiquitously encoded in recommendation prompts, spanning over word embeddings, it is necessary to effectively distinguish different stereotype groups in addressing stereotype-aware fairness. Accordingly, we introduce a multi-stereotype prompting module to elicit each stereotype group via textual prompts, as recent studies have revealed that LLM stereotypes can be modified by prompts [26], [31], [32].
- In the second module, we propose a novel stereotype-wise routing strategy over a set of stereotype-relevant experts, to learn unbiased representations. The insight behind lies in first encoding different stereotypes into corresponding experts, then learning adaptive expert weights. Intuitively, the weight distribution is “calibrated” with the original distribution of stereotype groups in user-item interactions.
- In the last module, learning objectives are carefully designed to facilitate recommendation performance and stereotype-aware fairness of LLM-RS. Notably, we introduce a stereotype diversity regulation term, to enhance the learning of stereotype information via multiple expert networks.

B. Multi-stereotype Prompting

As illustrated in Figure 4, a multi-stereotype prompting module is applied to the textual input prompt of recommendation tasks. The idea of multi-stereotype prompting is to amplify the LLM-encoded stereotypes in recommendation tasks, such

as gender, age, and race. In particular, we design stereotype-biased prompts by inserting textual descriptions with respect to each stereotype group, as recent studies have revealed that stereotypes in LLMs can be modified by prompts [26], [31], [32]. For example, a prompting template for gender stereotypes is demonstrated as follows:

[Instruction] Given a *female* user’s interaction history, identify whether this *female* user will like the item.

Formally, given a recommendation task prompt x^{rec} and a set of stereotype-biased prompts $\{x_i^{\text{stereotype}}\}_{i=1}^{|\mathcal{G}|}$ (e.g., “*female*”), the tokenization output of multi-stereotype prompting is formalized as

$$x^{\text{rec}}, \{x_i^{\text{stereotype}}\}_{i=1}^{|\mathcal{G}|} \rightarrow \{(c^{\text{rec}}, c_i^{\text{stereotype}})\}_{i=1}^{|\mathcal{G}|}, \quad (6)$$

where each set of stereotype tokens $c_i^{\text{stereotype}}$ are concatenated to recommendation task tokens c^{rec} . It is worth noting that stereotype tokens will not be applied to the input of LLM-RS, without requiring the actual user profile in the inference stage of recommendations.

C. Stereotype-wise Routing

Following the multi-stereotype prompting module, a set of input tokens can be generated with respect to each stereotype group $G \in \mathcal{G}$. Subsequently, a stereotype-wise routing module is developed to learn unbiased representations against stereotypes embedded in the input tokens. Overall, the stereotype-wise routing module is composed of three key components as follows.

1) *Router*: The router aims to capture different stereotype information of each group by learning the routing strategy of forwarding stereotype-specific tokens to stereotype-relevant experts, where each expert specializes in a particular subset of stereotypes. Given each set of input tokens $\mathbf{c}_i = (c_i^{\text{rec}}, c_i^{\text{stereotype}})$, the router \mathbf{Q} determines the routing probabilities to N experts as follows:

$$\{p_n(\mathbf{c}_i)\}_{n=1}^N = \mathbf{Q}(\mathbf{c}_i), \quad (7)$$

where p_n denotes the probability of forwarding input tokens to the n -th expert. In other words, the router is trained to assign different stereotype groups in LLM-RS to multiple experts.

Subsequently, the stereotype-specific tokens can be forwarded to corresponding stereotype-relevant experts based on the top-K routing strategy. In particular, given the top-K highest probabilities determined by the router, the modified routing probability of each n -th expert can be obtained by

$$p_n(\mathbf{c}_i) = \begin{cases} [\text{softmax}(\{p_k(\mathbf{c}_i)\}_{k \in \mathcal{K}})]_n, & \text{if } n = k \\ 0, & \text{otherwise} \end{cases}, \quad (8)$$

where $k \in \mathcal{K}$ denotes the index of each activated expert in the top-K set \mathcal{K} (i.e., $|\mathcal{K}| \leq N$). It is worth noting that the routing probabilities of inactivated experts are set to zero, since a reweighting strategy of the routing probabilities will be designed, as illustrated in Section VI-C2. Intuitively, the zeroing operation reinforces the polarization of routing different stereotype information to different experts, facilitating the goal of stereotype-wise routing.

2) *Reweighting Layer*: In light of our preliminary findings that the discrimination between user-side and item-side stereotypes can be alleviated in a counterfactual world, we explore combining multiple stereotypes (i.e., stereotype-relevant experts) to address stereotype-aware fairness in LLM-RS. In particular, we aim to generate unbiased representations that are calibrated with the original distribution of stereotypes in user-item interactions, by learning adaptive weights across different stereotype-relevant experts. As a natural solution, the learning objectives of adaptive weights can be obtained by stereotype-aware fairness, as illustrated in Eq. (5), and added to the training loss of LLM-RS. However, unlike discriminative recommendation models, it is challenging to update generative LLM-RS with a learning objective given by group-level fairness [33], [34], [35]. To be specific, the learning objectives of generative LLM-RS are to maximize the likelihood of the label tokens of each output (e.g., target item), which intrinsically fall short in calculating an auxiliary loss over a group of outputs.

To address these challenges, a reweighting layer is designed to pre-calculate the adaptive weights across stereotype-relevant experts based on their routing probabilities. Formally, let \mathbf{R} denote the reweighting layer, the stereotype weights of each expert can be calculated by

$$\{w_n\}_{n=1}^N = \mathbf{R}(\frac{1}{|\mathcal{G}|} \sum_{i=1}^{|\mathcal{G}|} \{p_n(\mathbf{c}_i)\}_{n=1}^N). \quad (9)$$

In other words, $\{w_n\}_{n=1}^N$ implies a weighted average of multiple stereotypes encoded in each corresponding stereotype-relevant expert.

3) *Prompt-based Experts*: With the aforementioned reweighting strategy, the mixture of stereotype-relevant experts can generate unbiased representations against stereotypes, taking advantage of the weighted average of different stereotypes that accord with the original distribution of stereotypes in user-item interactions. To adapt the learned unbiased representations to LLM-RS, we design prompt-based experts to encode the generated representations as soft prompts, which can be seamlessly integrated with LLM-RS via prompt tuning [36]. Formally, the soft prompts generated by experts $\{\mathbf{E}_n\}_{n=1}^N$ can be formalized as:

$$\mathbf{e} = \sum_{n=1}^N w_n \mathbf{E}_n(c^{\text{rec}}). \quad (10)$$

Thereafter, the final recommendation output of LLM-RS with the proposed MoS module is as follows:

$$\mathbf{y} = \text{LLM-RS}(\mathbf{e}, c^{\text{rec}}), \quad (11)$$

where the pre-trained weights of LLM-RS are frozen.

D. Learning Objectives

Let Φ denote the frozen pre-trained weights of LLMs and Θ be the learnable parameters of MoS (i.e., router, reweighting layer, and experts), the learning objectives consist three terms, namely **recommendation performance**, **stereotype-aware fairness**, and **stereotype diversity regularization**. In particular, the recommendation loss of generative LLM-RS is given by

$$\mathcal{L}_{\text{rec}} = -\log \Pr_{\Phi+\Theta}(\hat{\mathbf{y}}|\mathbf{e}, c^{\text{rec}}), \quad (12)$$

where $\hat{\mathbf{y}}$ denotes the label tokens of recommendation outputs. As for the fairness loss, we apply the proposed evaluation metric of stereotype-aware fairness, which can be defined as:

$$\mathcal{L}_{\text{fair}} := \min_{\Theta} \|\mathbf{S}\mathbf{F}\|. \quad (13)$$

Notably, we further introduce a stereotype diversity regulation term to enhance the learning of stereotype information via multiple expert networks. In detail, expert parameter redundancy is invertible in multiple-expert architectures, leading to similar representations (i.e., learnable knowledge) across multiple expert networks [37], [38], [39]. Therefore, a stereotype diversity regulation term is designed to maximize the distance between the weights of each stereotype-relevant expert (i.e., diversified representations) as follows:

$$\max_{\{w_n\}_{n=1}^N} \{\mathcal{L}_{\text{expert}} := \min_{i \neq j} (\|w_i - w_j\|^2)\}. \quad (14)$$

Finally, the overall learning objectives of LLM-RS with the proposed MoS module can be formalized as:

$$\mathcal{L}_{\text{total}} = \mathcal{L}_{\text{rec}} + \mathcal{L}_{\text{fair}} + \mathcal{L}_{\text{expert}}. \quad (15)$$

VII. EXPERIMENT

Following our preliminary findings, extensive experiments are conducted to demonstrate the superiority of proposed methods under various fairness settings of LLM-RS.

A. Experiment Setup

1) *Datasets*: We conducted experiments on two datasets, which contain user profiles regarding different stereotypes.

MovieLens100K [40] is a movie recommendation dataset, which provides user-movie interactions and textual information including movie titles and user profiles. In particular, we utilize the binary gender feature of users to assess the gender stereotype of LLM-RS.

BookCrossing [41] is a book recommendation dataset, which provides user-book interactions and textual information including book titles and user profiles. In particular, we utilize the age feature and divide users into teen and adult groups (i.e., under/beyond 18), to assess the age stereotype of LLM-RS.

To maintain a manageable dataset size for efficient LLM-RS training, similar to recent studies [27], [29], we process the original datasets by randomly sampling 10,000 sequences (i.e., each contains 11 chronological interactions). To construct sequential recommendation scenarios, we adopt the leave-one-out strategy and retain the first 10 items in each sequence as the historical interaction, and the last item as the target item. For both datasets, we split the data points of user-item interactions into training, validation, and testing sets with a ratio of 8:1:1, which prevents data leakage. The detailed statistics of experimental datasets are provided in Table III.

TABLE III: Basic statistics of experimental datasets.

Datasets	User-Item Interaction			Group Ratio $G_1 : G_2^*$
	#Users	#Items	#Interactions	
MovieLens	943	1,682	19,688	$\approx 7:3$
BookCrossing	62,649	61,740	23,238	$\approx 6:4$

* : The pair G_1/G_2 denotes the male/female stereotype group pair and the adult/teen stereotype group pair, respectively, in MovieLens and BookCrossing.

2) *Evaluation Metrics*: We assess the proposed stereotype-aware fairness and the recommendation performance.

Fairness. The proposed stereotype-aware fairness SF can be calculated according to Eq. (5). A smaller value of SF suggests a more calibrated (i.e., fair) proportion of stereotype groups between recommendation results and the original distribution in user-item interactions.

Performance. Following the recent implementation of LLM-based recommendations [11], [29], [42], we adopt the area under the receiver operating characteristic (AUC) for performance evaluation. Meanwhile, considering the imbalanced classes (i.e., stereotype groups) in real-world recommendation datasets, the model may frequently make incorrect predictions for minority classes, yet still achieve a high AUC. Therefore, we further compare the precision and recall for performance evaluation.

3) *Baselines*: We design two groups of baselines to investigate the fairness improvement compared to current fairness-oriented methods and the effectiveness of the proposed MoS framework compared to conventional LLM-RS paradigms.

Fairness-oriented Methods. IFairLRS [14] proposes a reweighting strategy to mitigate biases stemming from unbalanced groups, where sample weights are applied to the loss of instruction-tuning samples of LLM-RS. UP5 [11] introduces a counterfactually fair prompting method, which masks sensitive user information by prompt tuning with a discrimination loss. FaiRLLM [12] designs fairness metrics

tailored to LLM-RS by mitigating the divergence of similarity metrics of recommendations against sensitive attributes.

LLM-RS Paradigms. To validate the effectiveness of our proposed multi-expert structure in mitigating different stereotypes, we compare MoS to conventional training paradigms of LLM-RS. The baselines include full-model tuning and parameter-efficient fine-tuning (PEFT) paradigms, such as prompt tuning [36], p-tuning [43], and LoRA [44]. In particular, LoRA adds extra trainable adapter weights that are merged with LLM parameters. P-tuning trains a prompt encoder to generate learnable prompt embeddings in the LLM input. Similarly, prompt-tuning directly updates the prompt embeddings. For a fair comparison between MoS (i.e., multi-expert) and baselines (i.e., non-expert), the learnable modules of each PEFT baseline are trained using the same learning objectives.

4) *Implementation Details*: To implement LLM-RS in a generative paradigm, the recommendation task is formulated into prompts. In particular, the personalized preference of users is indicated based on median ratings, which are 3 and 5 in MovieLens and BookCrossing datasets, respectively. An example prompt is provided below:

[Instruction] Given a user's interaction history, identify whether this user will like the target item.

[Input]

User likes: $\langle item_titles \rangle$ (rating \geq median value)

User dislikes: $\langle item_titles \rangle$ (rating $<$ median value)

Target item: $\langle item_title \rangle$

Our proposed methods are implemented based on HuggingFace and PyTorch. For a fair comparison across all baselines, we employ a widely-used lightweight LLM, i.e., T5 [45], with encoder-decoder structures as the backbone model of LLM-RS. As for the proposed MoS framework, we employ linear stereotype-wise routing models (i.e., router and reweighting layer) and 4 prompt-based experts, each with a length of 5 tokens for eliciting different stereotypes in personalized recommendations. In particular, we optimize the aforementioned proposed models with Adafactor [46], where the learning rates for prompt-based baselines (i.e., p-tuning, prompt tuning, and MoS) and adapter-based baselines (i.e., TALLRec and LoRA) are set to be 0.5 and 0.005, respectively.

B. Performance Comparison

1) *Comparison of Fairness-oriented Methods*: As shown in Table IV, we compare the fairness and performance between our proposed MoS and existing fairness-oriented methods of LLM-RS. Overall, MoS significantly outperforms the current single-sided fairness baselines (i.e., user-side and item-side) to mitigate stereotypes in LLM-RS. In the meanwhile, MoS achieves slightly better or comparable recommendation performance compared to each baseline.

Comparing our proposed MoS to single-sided fairness methods of LLM-RS, current user-side fairness methods (e.g., UP5 and FairRLLM) indeed contribute to facilitating stereotype-aware fairness, and outperform item-side fairness methods

TABLE IV: Results of fairness-oriented methods. We report the average results over three independent runs with random seeds. The reported results are multiplied by 100, where **boldface** and underline indicate the best and second best score, respectively. The **positive** and **negative** improvements (%) of our proposed method are compared to the best baseline.

Dataset	Method*	Stakeholder	Fairness $SF \downarrow$			Performance \uparrow		
			implicit	explicit	counterfactual	AUC	Precision	Recall
MovieLens	IFairLRS	item-side	83.78	78.20	75.06	<u>69.20</u>	<u>77.33</u>	55.95
	UP5	user-side	75.31	72.48	74.12	67.60	75.40	<u>52.73</u>
	FaiRLLM	user-side	63.18	67.40	68.41	66.77	74.87	47.91
	MoS	two-sided	55.49(12.2%)	53.71(20.3%)	50.91(25.6%)	69.64(0.6%)	77.83(0.6%)	50.80(9.2%)
BookCrossing	IFairLRS	item-side	74.10	67.28	70.65	<u>78.32</u>	70.83	<u>59.38</u>
	UP5	user-side	58.67	60.00	59.38	78.71	87.53	55.52
	FaiRLLM	user-side	65.32	66.67	62.28	58.46	66.52	50.41
	MoS	two-sided	55.71(5.0%)	50.04(16.6%)	57.24(3.6%)	79.15(1.1%)	79.39(9.3%)	72.98(22.9%)

* : The learning objectives $\mathcal{L}_{\text{fair}}$ in Eq. (15) are replaced by the corresponding fairness metrics in each baseline of fairness-oriented methods.

TABLE V: Results of LLM-RS paradigms. We report the average results over three independent runs with random seeds. The reported results are multiplied by 100, where **boldface** and underline indicate the best and second best score, respectively.

Dataset	Method	Trainable Params (%)	Learning Objectives	Fairness $SF \downarrow$			Performance \uparrow		
				implicit	explicit	counterfactual	AUC	Precision	Recall
MovieLens	Full-model tuning	-	\mathcal{L}_{rec}	75.22	79.17	72.09	67.16	75.83	69.62
	MoS	0.0331		72.47	80.26	70.45	65.86	69.07	64.69
	Full-model tuning	-	$\mathcal{L}_{\text{total}}^*$	<u>62.39</u>	<u>62.83</u>	61.12	<u>68.91</u>	<u>73.12</u>	<u>62.20</u>
	MoS (multi-expert)	0.0331		55.49	53.71	50.91	69.64	77.83	50.80
	- LoRA (adapter)	0.3954		63.25	64.53	61.27	68.25	72.55	70.29
	- p-tuning (encoder)	0.1097		67.60	72.07	60.49	67.23	72.90	55.79
BookCrossing	- prompt-tuning (embedding)	0.0138		65.53	66.25	<u>61.43</u>	56.76	67.65	44.05
	Full-model tuning	-	\mathcal{L}_{rec}	59.10	62.39	59.28	77.59	80.62	64.14
	MoS	0.0331		58.25	60.02	59.45	77.22	76.45	68.18
	Full-model tuning	-	$\mathcal{L}_{\text{total}}^*$	56.14	<u>58.67</u>	60.96	78.41	<u>84.25</u>	68.05
	MoS (multi-expert)	0.0331		<u>55.71</u>	50.04	57.24	79.15	79.39	72.98
	- LoRA (adapter)	0.3954		57.96	61.35	61.81	78.54	81.52	63.26
	- p-tuning (encoder)	0.1097		58.35	63.65	64.29	<u>79.01</u>	77.49	74.30
	- prompt-tuning (embedding)	0.0138		54.07	60.30	<u>60.56</u>	78.34	88.18	43.00

* : To validate the effectiveness of our proposed **multi-expert** structure in mitigating different stereotypes, all baselines of conventional structures (e.g., LoRA) are compared using the same learning objectives. Since no expert module is involved in baselines, $\mathcal{L}_{\text{expert}}$ is excluded in $\mathcal{L}_{\text{total}}$.

(e.g., IFairLRS) by 10%-24%. These improvements persist even when utilizing more intricate stereotype settings, allowing them to partially address fairness against stereotypes. We infer that user-side fairness methods potentially alleviate the stereotypes in word embeddings by eliminating discrimination between user groups with different stereotypes. However, the fairness performance gap compared to our proposed MoS is still significant, indicating that current fairness-oriented methods lack effective mechanisms to address the recommendation biases between user-side stereotypes and item-side stereotypes.

In terms of the fairness performance against different types of stereotypes, MoS outperforms all baselines by 12%-25% for gender stereotypes in the MovieLens dataset and 3%-16% for age stereotypes in the BookCrossing dataset. It is worth noting that the stereotype-aware fairness of MoS no longer exhibits particular patterns under different levels of stereotypes (i.e., implicit, explicit, and counterfactual settings) as illustrated in **RQ2**, implying the effectiveness to mitigate stereotypes in the wording embeddings of both users and items in LLM-RS.

2) *MoS vs. Conventional LLM-RS Paradigms*: To demonstrate the effectiveness of MoS to learn unbiased representations utilizing multiple stereotype-relevant experts, we design baselines by replacing the MoS framework (i.e., multiple experts

with stereotype-wise routing) with conventional PEFT methods to train LLM-RS under various setups of learning objectives, as shown in Table V.

Comparing the fairness performance of training LLM-RS with the proposed MoS framework to conventional PEFT paradigms (i.e., prompt tuning, p-tuning, and LoRA), it can be noticed that MoS consistently outperforms all baselines by 5%-14% in average fairness and achieves comparable AUC performance between 0.1% and 18% compared to baselines, even with higher trainable parameters of 331%-1194%. Notably, significant trade-offs between fairness and performance can be noticed in some conventional LLM-RS paradigms, while MoS maintains the best or second best scores of both fairness and performance in most situations.

Delving into the trade-offs between Precision and Recall, interesting patterns can be observed between the learning objectives with and without stereotype-aware fairness. To be specific, LLM-RS trained with fairness loss mostly exhibit higher scores of Precision than Recall, and vice versa. This implies a reduction of false positive predictions when recommending negative target items to users. Based on the findings in **RQ1** that LLM-RS exhibit over-recommendations (i.e., false positive predictions) between users and items from

TABLE VI: Results of ablation studies on MoS components. We report the average fairness (SF) and performance (AUC) over three independent runs with random seeds.

Module	MovieLens		BookCrossing	
	$SF \downarrow$	AUC \uparrow	$SF \downarrow$	AUC \uparrow
MoS (top-1)	55.49	69.64	55.71	79.15
- top-2	70.00	63.34	62.03	75.59
- stochastic	82.39	59.80	31.11	53.68
- w/o reweighting	64.78	68.48	60.70	78.61
- w/o \mathcal{L}_{div}	57.60	69.45	53.62	78.92

the same stereotype, the Precision improvements indicate the effectiveness of stereotype-aware fairness to mitigate stereotypes between users and items.

C. Ablation Study

1) *MoS Components*: To assess the influence of each key component, we conducted ablation experiments on the effectiveness of MoS with separately eliminated components, as shown in Table VI. In particular, we compare the stereotype-wise routing component between top-1, top-2, and stochastic routing strategies, as illustrated in Eq. (8). Notably, the top-1 setting outperforms top-2 and stochastic settings in terms of both fairness and performance. We speculate that the top-2 routing strategy potentially encodes different stereotype information to the same experts. In addition to the routing strategy, we compare the effectiveness of MoS without the reweighting layer and corresponding learning objectives \mathcal{L}_{div} . Despite comparable results in performance, the proposed components significantly improve the fairness by 3%-16%.

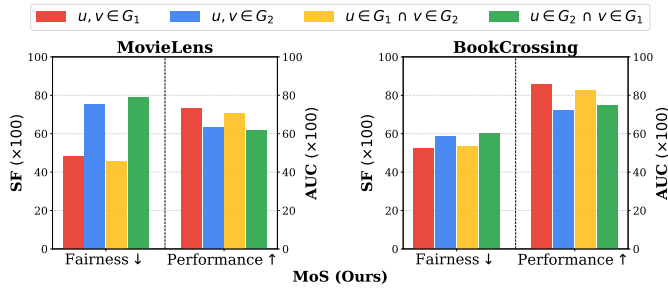


Fig. 5: Results of ablation studies on user-side and item-side stereotypes. The detailed statistics of users u , items v , and groups G_1, G_2 can be found in Table III.

2) *User-side vs. Item-side Stereotypes*: Since a stereotype group contains both users and items in LLM-RS, we further delve into the effectiveness of MoS by separately comparing user-side stereotype and item-side stereotypes, as shown in Figure 5. By comparing between red/blue and yellow/green bars, it can be observed that MoS can achieve consistent fairness and performance between users and items of different stereotype groups. However, the fairness and performance of user stereotype group $u \in G_1$ (i.e., red and yellow bars) significantly exceed that of $u \in G_2$ (i.e., blue and green bars). One likely reason is that the amount of user-item interactions is dominated by $u \in G_1$ due to the unequal distribution of user groups in real-world recommendation datasets, as illustrated in Table III, leading to more sampled training data.

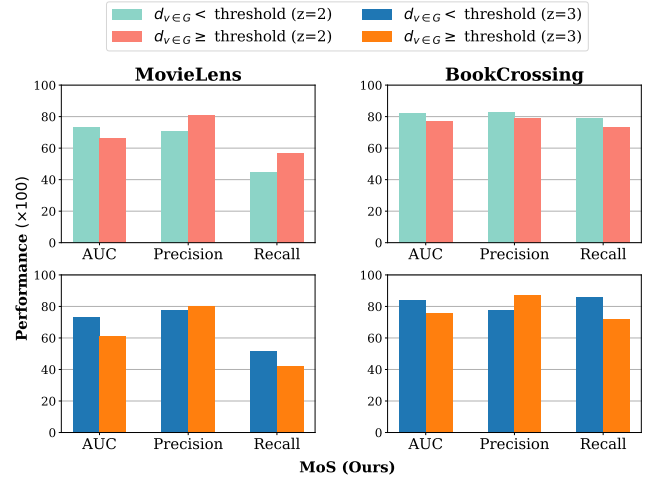


Fig. 6: Results of ablation studies on the threshold of stereotype measurement based on Z-scores.

3) *Threshold for Stereotype Measurement*: To validate the threshold of stereotype measurement based on Z-scores, we compare the recommendation performance of target items below and above the designed threshold. As revealed by our preliminary experiments in Table I, items below the threshold are weakly biased to any stereotype group, indicating a lower degree of stereotype (i.e., measured by $d_{v \in G}$) that potentially downgrades LLM-RS performance. It is worth noting that the comparison of fairness metrics is ignored since these items (i.e., below the threshold) are not involved in any stereotype group. As shown in Figure 6, the recommendation performance of items below the threshold notably exceeds that of items above the threshold, implying that Z-scores can identify an effective threshold for stereotype measurement.

VIII. CONCLUSION

This study investigates the unique characteristics of LLM stereotypes in recommendation fairness, which simultaneously involves user and item groups (i.e., two-sided groups). In this paper, we propose a new variant of fairness, extending the concept of calibrated fairness, to evaluate the influence of LLM stereotypes on a two-sided (i.e., user-to-item) recommendation fairness. In other words, the stereotypical linguistic associations, encoded by LLMs, between users and items should not amplify a user's preference for items in recommendation tasks. To mitigate unfairness due to stereotypes in LLM-RS, a novel framework called MoS is proposed along with effective learning objectives. In particular, we develop multiple stereotype-relevant experts to capture different stereotypes in textual user and item information, where an insightful stereotype-wise routing strategy is designed to learn unbiased representations against different stereotypes. Through comprehensive experiments on recommendation datasets under various fairness settings, we demonstrated the effectiveness of the proposed methods in addressing stereotype-aware fairness of LLM-RS. As for future work, further investigation might shed light on the individual-level fairness against diverse combinations of stereotypes in LLM-based recommendations.

REFERENCES

- [1] W. Jin, H. Mao, Z. Li, H. Jiang, C. Luo, H. Wen, H. Han, H. Lu, Z. Wang, R. Li *et al.*, “Amazon-m2: A multilingual multi-locale shopping session dataset for recommendation and text generation,” *Advances in Neural Information Processing Systems*, vol. 36, 2024.
- [2] L. Wu, Z. Qiu, Z. Zheng, H. Zhu, and E. Chen, “Exploring large language model for graph data understanding in online job recommendations,” in *Proceedings of the AAAI Conference on Artificial Intelligence*, vol. 38, no. 8, 2024, pp. 9178–9186.
- [3] W. Fan, Y. Ma, Q. Li, Y. He, E. Zhao, J. Tang, and D. Yin, “Graph neural networks for social recommendation,” in *The world wide web conference*, 2019, pp. 417–426.
- [4] W. Fan, Y. Ma, Q. Li, J. Wang, G. Cai, J. Tang, and D. Yin, “A graph neural network framework for social recommendations,” *IEEE Transactions on Knowledge and Data Engineering*, vol. 34, no. 5, pp. 2033–2047, 2020.
- [5] Z. Zhao, W. Fan, J. Li, Y. Liu, X. Mei, Y. Wang, Z. Wen, F. Wang, X. Zhao, J. Tang *et al.*, “Recommender systems in the era of large language models (llms),” *IEEE Transactions on Knowledge and Data Engineering*, 2024.
- [6] R. Navigli, S. Conia, and B. Ross, “Biases in large language models: origins, inventory, and discussion,” *ACM Journal of Data and Information Quality*, vol. 15, no. 2, pp. 1–21, 2023.
- [7] I. O. Gallegos, R. A. Rossi, J. Barrow, M. M. Tanjim, S. Kim, F. Dornocourt, T. Yu, R. Zhang, and N. K. Ahmed, “Bias and fairness in large language models: A survey,” *Computational Linguistics*, pp. 1–79, 2024.
- [8] H. Koteek, R. Dockum, and D. Sun, “Gender bias and stereotypes in large language models,” in *Proceedings of the ACM collective intelligence conference*, 2023, pp. 12–24.
- [9] Y. Wang, W. Ma, M. Zhang, Y. Liu, and S. Ma, “A survey on the fairness of recommender systems,” *ACM Transactions on Information Systems*, vol. 41, no. 3, pp. 1–43, 2023.
- [10] J. Chen, H. Dong, X. Wang, F. Feng, M. Wang, and X. He, “Bias and debias in recommender system: A survey and future directions,” *ACM Transactions on Information Systems*, vol. 41, no. 3, pp. 1–39, 2023.
- [11] W. Hua, Y. Ge, S. Xu, J. Ji, and Y. Zhang, “Up5: Unbiased foundation model for fairness-aware recommendation,” *arXiv preprint arXiv:2305.12090*, 2023.
- [12] J. Zhang, K. Bao, Y. Zhang, W. Wang, F. Feng, and X. He, “Is chatgpt fair for recommendation? evaluating fairness in large language model recommendation,” in *Proceedings of the 17th ACM Conference on Recommender Systems*, 2023, pp. 993–999.
- [13] Y. Deldjoo and T. Di Noia, “Cfairllm: Consumer fairness evaluation in large-language model recommender system,” *arXiv preprint arXiv:2403.05668*, 2024.
- [14] M. Jiang, K. Bao, J. Zhang, W. Wang, Z. Yang, F. Feng, and X. He, “Item-side fairness of large language model-based recommendation system,” *arXiv preprint arXiv:2402.15215*, 2024.
- [15] K. Bao, J. Zhang, X. Lin, Y. Zhang, W. Wang, and F. Feng, “Large language models for recommendation: Past, present, and future,” in *Proceedings of the 47th International ACM SIGIR Conference on Research and Development in Information Retrieval*, 2024, pp. 2993–2996.
- [16] Y. Wang, P. Sun, W. Ma, M. Zhang, Y. Zhang, P. Jiang, and S. Ma, “Intersectional two-sided fairness in recommendation,” in *Proceedings of the ACM on Web Conference 2024*, 2024, pp. 3609–3620.
- [17] H. Qu, W. Fan, Z. Zhao, and Q. Li, “Tokenrec: Learning to tokenize id for llm-based generative recommendation,” *arXiv preprint arXiv:2406.10450*, 2024.
- [18] W. Hua, S. Xu, Y. Ge, and Y. Zhang, “How to index item ids for recommendation foundation models,” in *Proceedings of the Annual International ACM SIGIR Conference on Research and Development in Information Retrieval in the Asia Pacific Region*, 2023, pp. 195–204.
- [19] M. Wan, J. Ni, R. Misra, and J. McAuley, “Addressing marketing bias in product recommendations,” in *Proceedings of the 13th international conference on web search and data mining*, 2020, pp. 618–626.
- [20] H. Rao, C. Leung, and C. Miao, “Can chatgpt assess human personalities? a general evaluation framework,” in *Findings of the Association for Computational Linguistics: EMNLP 2023*, 2023, pp. 1184–1194.
- [21] C. Xu, W. Wang, Y. Li, L. Pang, J. Xu, and T.-S. Chua, “Do llms implicitly exhibit user discrimination in recommendation? an empirical study,” *arXiv preprint arXiv:2311.07054*, 2023.
- [22] I. Frisch and M. Giulianelli, “Llm agents in interaction: Measuring personality consistency and linguistic alignment in interacting populations of large language models,” *arXiv preprint arXiv:2402.02896*, 2024.
- [23] L. La Cava, D. Costa, and A. Tagarelli, “Open models, closed minds? on agents capabilities in mimicking human personalities through open large language models,” *arXiv preprint arXiv:2401.07115*, 2024.
- [24] T. Zadouri, A. Üstün, A. Ahmadian, B. Ermiş, A. Locatelli, and S. Hooker, “Pushing mixture of experts to the limit: Extremely parameter efficient moe for instruction tuning,” *arXiv preprint arXiv:2309.05444*, 2023.
- [25] J.-Y. Choi, J. Kim, J.-H. Park, W.-L. Mok, and S. Lee, “Smop: Towards efficient and effective prompt tuning with sparse mixture-of-prompts,” in *Proceedings of the 2023 Conference on Empirical Methods in Natural Language Processing*, 2023, pp. 14 306–14 316.
- [26] Y. Guo, Y. Yang, and A. Abbasi, “Auto-debias: Debiasing masked language models with automated biased prompts,” in *Proceedings of the 60th Annual Meeting of the Association for Computational Linguistics (Volume 1: Long Papers)*, 2022, pp. 1012–1023.
- [27] J. Liao, S. Li, Z. Yang, J. Wu, Y. Yuan, X. Wang, and X. He, “Llara: Aligning large language models with sequential recommenders,” *arXiv preprint arXiv:2312.02445*, 2023.
- [28] Y. Zhu, L. Wu, Q. Guo, L. Hong, and J. Li, “Collaborative large language model for recommender systems,” in *Proceedings of the ACM on Web Conference 2024*, 2024, pp. 3162–3172.
- [29] K. Bao, J. Zhang, Y. Zhang, W. Wang, F. Feng, and X. He, “Tallrec: An effective and efficient tuning framework to align large language model with recommendation,” in *Proceedings of the 17th ACM Conference on Recommender Systems*, 2023, pp. 1007–1014.
- [30] V. R. Vuyyala, M. S. R. Kona, S. B. Pusuluri, S. Variganji, and B. Nenavathu, “Crop recommender system based on ensemble classifiers,” in *2023 International Conference on Advancement in Computation & Computer Technologies (InCACCT)*. IEEE, 2023, pp. 68–73.
- [31] K. Yang, C. Yu, Y. R. Fung, M. Li, and H. Ji, “Adept: A debiasing prompt framework,” in *Proceedings of the AAAI Conference on Artificial Intelligence*, vol. 37, no. 9, 2023, pp. 10 780–10 788.
- [32] T. Li, X. Zhang, C. Du, T. Pang, Q. Liu, Q. Guo, C. Shen, and Y. Liu, “Your large language model is secretly a fairness proponent and you should prompt it like one,” *arXiv preprint arXiv:2402.12150*, 2024.
- [33] S. Dai, C. Xu, S. Xu, L. Pang, Z. Dong, and J. Xu, “Bias and unfairness in information retrieval systems: New challenges in the llm era,” in *Proceedings of the 30th ACM SIGKDD Conference on Knowledge Discovery and Data Mining*, 2024, pp. 6437–6447.
- [34] J. Atwood, P. Lahoti, A. Balashankar, F. Prost, and A. Beirami, “Inducing group fairness in llm-based decisions,” *arXiv preprint arXiv:2406.16738*, 2024.
- [35] A. Tommasel, “Fairness matters: A look at llm-generated group recommendations,” in *Proceedings of the 18th ACM Conference on Recommender Systems*, 2024, pp. 993–998.
- [36] B. Lester, R. Al-Rfou, and N. Constant, “The power of scale for parameter-efficient prompt tuning,” in *Proceedings of the 2021 Conference on Empirical Methods in Natural Language Processing*, 2021, pp. 3045–3059.
- [37] Z. Liu, C. Zhang, Y. Tian, E. Zhang, C. Huang, Y. Ye, and C. Zhang, “Fair graph representation learning via diverse mixture-of-experts,” in *Proceedings of the ACM Web Conference 2023*, 2023, pp. 28–38.
- [38] Y. Tian, F. Xia, and Y. Song, “Dialogue summarization with mixture of experts based on large language models,” in *Proceedings of the 62nd Annual Meeting of the Association for Computational Linguistics (Volume 1: Long Papers)*, 2024, pp. 7143–7155.
- [39] D. Dai, C. Deng, C. Zhao, R. Xu, H. Gao, D. Chen, J. Li, W. Zeng, X. Yu, Y. Wu *et al.*, “Deepseekmoe: Towards ultimate expert specialization in mixture-of-experts language models,” *arXiv preprint arXiv:2401.06066*, 2024.
- [40] F. M. Harper and J. A. Konstan, “The movielens datasets: History and context,” *Acm transactions on interactive intelligent systems (tiis)*, vol. 5, no. 4, pp. 1–19, 2015.
- [41] C.-N. Ziegler, S. M. McNee, J. A. Konstan, and G. Lausen, “Improving recommendation lists through topic diversification,” in *Proceedings of the 14th international conference on World Wide Web*, 2005, pp. 22–32.
- [42] Y. Xi, W. Liu, J. Lin, X. Cai, H. Zhu, J. Zhu, B. Chen, R. Tang, W. Zhang, and Y. Yu, “Towards open-world recommendation with knowledge augmentation from large language models,” in *Proceedings of the 18th ACM Conference on Recommender Systems*, 2024, pp. 12–22.
- [43] X. Liu, K. Ji, Y. Fu, W. Tam, Z. Du, Z. Yang, and J. Tang, “P-tuning: Prompt tuning can be comparable to fine-tuning across scales and tasks,” in *Proceedings of the 60th Annual Meeting of the Association for Computational Linguistics (Volume 2: Short Papers)*, 2022, pp. 61–68.
- [44] E. J. Hu, Y. Shen, P. Wallis, Z. Allen-Zhu, Y. Li, S. Wang, L. Wang, W. Chen *et al.*, “Lora: Low-rank adaptation of large language models,” *ICLR*, vol. 1, no. 2, p. 3, 2022.

- [45] C. Raffel, N. Shazeer, A. Roberts, K. Lee, S. Narang, M. Matena, Y. Zhou, W. Li, and P. J. Liu, “Exploring the limits of transfer learning with a unified text-to-text transformer,” *Journal of machine learning research*, vol. 21, no. 140, pp. 1–67, 2020.
- [46] N. Shazeer and M. Stern, “Adafactor: Adaptive learning rates with sublinear memory cost,” in *International Conference on Machine Learning*. PMLR, 2018, pp. 4596–4604.