

# Algorithmic Prompt Generation for Diverse Human-like Teaming and Communication with Large Language Models

Siddharth Srikanth<sup>1</sup>, Varun Bhatt<sup>1</sup>, Boshen Zhang<sup>1</sup>, Werner Hager<sup>2</sup>,  
Charles Michael Lewis<sup>2</sup>, Katia P. Sycara<sup>3</sup>, Aaquib Tabrez<sup>1</sup>, Stefanos Nikolaidis<sup>1</sup>

<sup>1</sup>Thomas Lord Department of Computer Science, University of Southern California

<sup>2</sup>School of Computing and Information, University of Pittsburgh

<sup>3</sup>Robotics Institute, Carnegie Mellon University

{ssrikant, vsbhatt, boshenzh, tabrez, nikolaid}@usc.edu, WWH10@pitt.edu,  
ml@sis.pitt.edu, sycara@andrew.cmu.edu

## Abstract

Understanding how humans collaborate and communicate in teams is essential for improving human-agent teaming and AI-assisted decision-making. However, relying solely on data from large-scale user studies is impractical due to logistical, ethical, and practical constraints, necessitating synthetic models of multiple diverse human behaviors. Recently, agents powered by Large Language Models (LLMs) have been shown to emulate human-like behavior in social settings. But, obtaining a large set of diverse behaviors requires manual effort in the form of designing prompts. On the other hand, Quality Diversity (QD) optimization has been shown to be capable of generating diverse Reinforcement Learning (RL) agent behavior. In this work, we combine QD optimization with LLM-powered agents to iteratively search for prompts that generate diverse team behavior in a long-horizon, multi-step collaborative environment. We first show, through a human-subjects experiment ( $n = 54$  participants), that humans exhibit diverse coordination and communication behavior in this domain. We then show that our approach can effectively replicate trends from human teaming data and also capture behaviors that are not easily observed without collecting large amounts of data. Our findings highlight the combination of QD and LLM-powered agents as an effective tool for studying teaming and communication strategies in multi-agent collaboration.

## 1 Introduction

Robots and autonomous systems deployed in the real world must collaborate with and adapt to humans who exhibit diverse behaviors, expectations, and communication styles. For example, consider a robot that assists chefs in a restaurant kitchen. In terms of behavior, some chefs might want the robot to only chop vegetables, while others expect it to move ingredients to a chef working on a dish. In terms of communication, some chefs might give explicit orders to the robot, while others expect it to be more proactive and ask questions if necessary. For robots to adapt to such varied teams, they would need to build an understanding of how different humans might operate when performing these tasks. As such, *we address the problem of generating diverse, human-like teaming and communication behaviors in sequential decision-making tasks.*

One approach to generating such teaming behaviors is through learning models of large-scale human data (Carroll et al., 2019; Pearce et al., 2023). However, collecting a sufficiently large and diverse dataset from collaborative domains, especially ones involving multiple interacting humans, is expensive and challenging (Rogers & Marshall, 2017). On the other hand, prior work has shown large language model (LLM)-powered agents to be a viable option for modeling human behavior (Zhou et al., 2024; Li et al., 2023; Xie et al., 2024; Yang

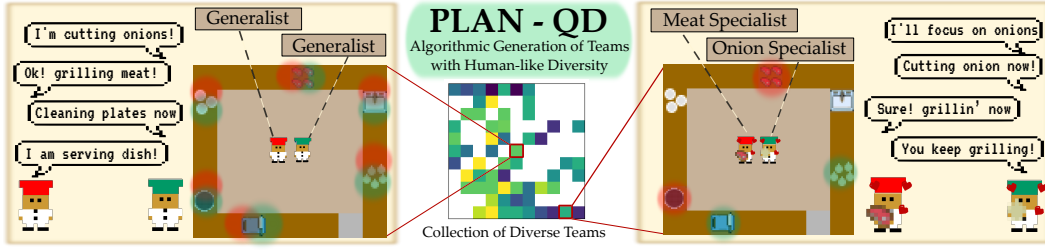


Figure 1: PLAN-QD uses Quality Diversity (QD) optimization to generate a set of prompts to elicit human-like teaming diversity in LLM-powered agents. The resulting teams exhibit distinct collaboration strategies (e.g., meat specialist with onion specialist), enabling the systematic study of communication and coordination in complex environments.

et al., 2024). When prompted with personalities or strategies to bias their actions, LLMs are shown to exhibit human-like behavior in social domains (Park et al., 2023).

However, manually designing prompts to span the full range of possible behaviors is infeasible. To address the challenge of automatically generating prompts without collecting large-scale human teaming data, we turn to QD optimization (Pugh et al., 2016). QD algorithms are designed to discover a set of high-performing solutions that are diverse with respect to specified measure functions. In the kitchen setting, an example measure function could count the number of ingredients picked, resulting in some agents never picking ingredients and focusing on other tasks and others always picking them.

The key insight of our work is that *QD optimization can be used to algorithmically generate prompts that elicit human-like teaming diversity in LLM-powered agents*. Starting from a basic prompt, our algorithm generates new prompts with the previous ones as stepping stones, iteratively creating a repertoire of behaviors along specified axes of diversity. Thus, the manual effort for creating diverse behaviors is shifted from designing each individual prompt to simply specifying the required axes of diversity.

Through a human-subjects study, we show that *human teams exhibit diversity along certain behavioral aspects* (e.g., workload distribution). We generate similarly diverse LLM-powered agents by specifying these behavioral aspects as axes of diversity. Additionally, our agents can successfully replicate the observed effects of communication on human teamwork.

We make the following contributions: (1) A human-subjects experiment that characterizes the diversity of teaming and communication behaviors in human teams in the domain Steakhouse (Hsu et al., 2025), inspired by the video game Overcooked (Ove, 2018; Carroll et al., 2019). (2) PLAN-QD, a novel framework for generating diverse LLM-agent prompts in collaborative multi-agent environments. (3) Empirical evidence that PLAN-QD agents replicate trends of the effect of communication on multiple teamwork measures that are observed in human teams. (4) A comparison showing that PLAN-QD yields a broader and more diverse range of behaviors than standard LLM prompting (i.e., directly asking LLM to generate multiple prompts for diverse behavior).

## 2 Background and related work

**Human behavior modeling.** Modeling human behavior (Steinfeld et al., 2009; Camerer, 2011) is an active research area in human-machine collaboration, drawing insights from human factors and cognitive science (Salas et al., 2005; Hoffman et al., 2023). Particularly relevant to this work are studies on the effects of communication on team coordination and performance (Mavridis, 2015; Tabrez et al., 2019; Natarajan et al., 2023). However, these works lack effective models of human communication and variability (Tabrez et al., 2020). Human modeling has also been viewed through the lens of zero-shot coordination, where agents are trained to collaborate with unseen partners. Such approaches either augment human data via behavior cloning (Carroll et al., 2019) or generative models (Derek & Isola,

2021; Liang et al., 2024), or generate purely synthetic agents (Strouse et al., 2021). While these methods consider diversity in behaviors, they do not consider the role of communication.

Recent work has explored using LLMs to emulate human behaviors (Zhou et al., 2024; Li et al., 2023; Xie et al., 2024; Yang et al., 2024). However, these studies are mostly limited to text-based social settings, lacking embodied interaction with environments. On the other hand, LLM-powered agents in action-oriented domains rely on handcrafted prompts (Zhang et al., 2024; Agashe et al., 2023), restricting the extent to which their behavior can be systematically diversified. In contrast, our work algorithmically generates personality prompts to elicit diverse behaviors in collaborative settings.

**Quality Diversity algorithms and LLMs.** Quality Diversity (QD) algorithms search for a diverse collection of high-performing solutions (Pugh et al., 2016). Typically, prior work has focused on QD optimization in search spaces with real numbers (Lehman & Stanley, 2011; Cully et al., 2014; Mouret & Clune, 2015; Vassiliades & Mouret, 2018; Fontaine et al., 2020; Fontaine & Nikolaidis, 2021; 2023), including training diverse RL agents (Pierrot et al., 2022; Nilsson & Cully, 2021; Tjanaka et al., 2022; Batra et al., 2024). However, their direct application to LLMs is challenging, owing to the large number of parameters in LLMs.

Hence, works applying QD optimization to LLMs search the space of prompts and leverage in-context few-shot prompting (Meyerson et al., 2024; Lim et al., 2024) or prompt mutation by another LLM (Fernando et al., 2023; Bradley et al., 2023; Samvelyan et al., 2024) to diversify LLM output. The core idea of both types of approaches is the iterative improvement of prompts, with previously found prompts acting as stepping stones to find better prompts. The efficacy of such iterative improvement has been shown previously in story generation and LLM red-teaming domains. Our work leverages a similar insight and builds a framework that diversifies LLM-powered agents interfacing with low-level planners to generate diverse, collaborative behaviors in sequential decision-making tasks.

### 3 Problem definition

We address the problem of finding diverse LLM-powered agents in collaborative sequential decision-making environments. We formulate the environment as a decentralized Markov Decision Process (dec-MDP (Bernstein et al., 2002))  $\langle \mathcal{S}, \mathcal{A}, \mathcal{R}, \mathcal{P}, \gamma \rangle$  with  $N$  agents, where  $\mathcal{S}$  is the state space,  $\mathcal{A} = \prod_i^N \mathcal{A}_i$  is the joint action space of all agents,  $\mathcal{R} : \mathcal{S} \times \mathcal{A} \rightarrow \mathbb{R}$  is the common reward function that all agents receive,  $\mathcal{P} : \mathcal{S} \times \mathcal{A} \times \mathcal{S} \rightarrow [0, 1]$  is the transition function, and  $\gamma$  is the discount factor. The agents’ goal is to maximize the discounted sum of rewards,  $J = \sum_t \gamma^t r_t$ , where  $r_t$  is the reward obtained at timestep  $t$ . With LLM-powered agents, the state and the actions are provided and received via a text interface, with the space of textual inputs/outputs to the LLM defined by  $\mathcal{T}$ .

To obtain diversity in agent behavior, we formulate the problem as **Quality Diversity optimization** applied to LLM-powered agents (QD-LLM). Each LLM-powered agent receives additional instructions in the form of a prompt  $x \in \mathcal{X} \subseteq \mathcal{T}$ , resulting in a prompt list  $\mathbf{x}$  that defines the team. QD seeks to generate a diverse set of high-performing solutions (prompt lists in this context) by simultaneously optimizing for quality and behavioral diversity. The diversity in individual or team behavior is characterized by a set of *measure functions*  $\mathbf{m} : \mathcal{X}^N \rightarrow \mathbb{R}^k$ , defining a *measure space*  $\mathcal{Z} = \mathbf{m}(\mathcal{X}^N)$ , while the *quality* is captured by the objective function  $J$ , as defined earlier. For example, in Steakhouse, one measure function could be the number of plates cleaned by the first agent when the agents receive the prompt list  $\mathbf{x}$ . The goal of QD-LLM is to discover prompt lists  $\mathbf{x} \in \mathcal{X}^N$  such that  $\mathbf{m}(\mathbf{x}) = \mathbf{z}$  for all  $\mathbf{z} \in \mathcal{Z}$ , while maximizing  $J$ . In the above example, solving the QD-LLM problem would result in a set of prompts that lead to high-performing teams where the first agent is diverse with respect to the number of plates cleaned.

Typically, the measure space is discretized into a finite number of cells, called the *archive*, and QD-LLM’s goal is to search for the best prompt list mapping to each cell. QD-LLM algorithms are evaluated using two metrics from the QD literature (Pugh et al., 2016): fraction of filled cells (*coverage*), measuring the diversity of explored solutions, and the sum of objectives in all filled cells (*QD-score*), quantifying the overall quality of solutions.

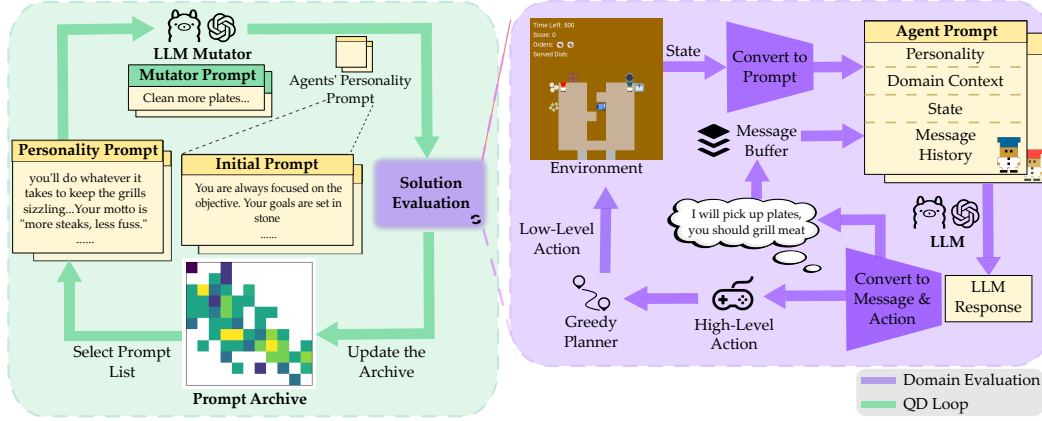


Figure 2: Overview of the PLAN-QD framework, including the QD optimization (green arrows) and the LLM-powered agents. QD optimization repeatedly selects and mutates prompts to generate new prompts that are then evaluated in the environment (purple arrows). Only high-quality and diverse prompts are retained in the prompt archive.

## 4 Approach: the PLAN-QD framework

We propose **PLAN-QD** (Prompting LLM-powered Agents for Novel Behavior via Quality Diversity) to solve the problem of generating diverse LLM-powered agents. Our framework consists of the following components: (1) LLM-powered agents that include an interface between an LLM and the environment, along with a communication setup for agents to pass messages, and (2) QD optimization to find prompts that elicit diverse behavior in LLM-powered agents. Fig. 2 shows the overview of the complete framework.

### 4.1 LLM-powered agents

Our LLM-powered agents interface with an LLM to obtain both the actions to take in the environment and messages to communicate with other agents (purple arrows in Fig. 2).

**LLM input:** The input to the LLM provides context, in the form of text, about the environment and its current state so that the LLM can make an informed choice about the next action to take. Specifically, we query an LLM with a prompt containing the following information: (1) Personality to control the behavior of the agent; (2) Context about the domain as a whole (e.g., goals, rules, etc.) to ground the LLM’s decision-making; (3) The text description of the current state to allow the LLM to react to changes in the environment; (4) A limited history of the agent’s previous actions and messages sent by all the agents, informing the LLM about what other agents are doing and what others might want it to do. See App. B.2 for an example of this query in the Steakhouse domain.

**LLM output:** The LLM outputs a high-level action and an optional message. For example, in Steakhouse, a high-level action could be “pick up plate”, and a corresponding message could be “I will pick up plates, you should grill meat...”. We pass the high-level action to a planner to convert it into a sequence of low-level actions (e.g., “move left, up, and interact”). We add the message to the buffer for future queries.

**Environment simulation:** At the beginning of an episode, we query the LLMs for all agents in a random sequence to obtain their high-level actions and messages. The agents then step through the environment by taking the corresponding low-level actions provided by the planner. Once the corresponding agent completes a high-level action or fails after a timeout, we re-query its LLM for a new high-level action and a message.

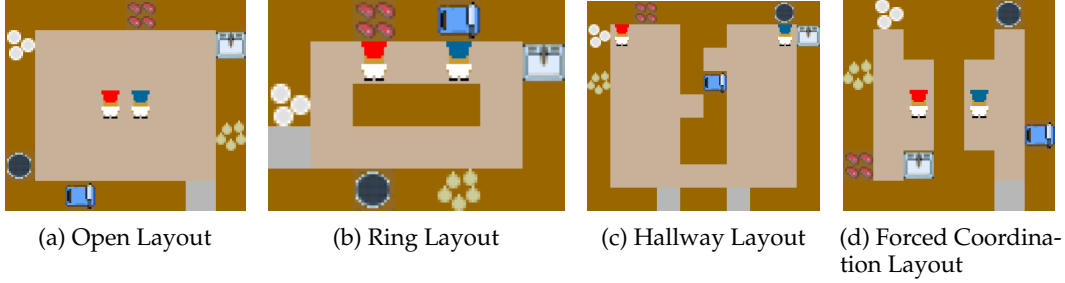


Figure 3: Kitchen layouts in the Steakhouse environment. The four layouts span a spectrum from symmetrical (Open), where both players have equal access to all stations, to asymmetrical (Forced Coordination), where players depend on each other to access ingredients or complete tasks. Asymmetric layouts require more inter-agent coordination.

#### 4.2 QD optimization to generate prompts for diverse agents

To automate the process of finding personality prompts for diverse agents, PLAN-QD algorithmically searches for them using QD optimization (green arrows in Fig. 2) as follows:

**Prompt selection:** PLAN-QD maintains a prompt archive consisting of discretized cells, where each cell stores a list of high-quality personality prompts, one for each agent in the domain (two agents in Steakhouse), found during the optimization. At the beginning of the optimization, this archive is empty, and hence, an initial prompt is selected for all agents. Later on, PLAN-QD randomly selects a filled cell in the archive and samples the stored prompt list. Since the archive contains high-quality prompt lists, the selected prompt list acts as a “stepping stone” for the algorithm to generate novel behavior.

**Prompt mutation:** As defined in Sec. 3, the required axes of diversity are guided by a set of measure functions. The algorithm searches for prompts that promote diversity along these axes by querying a separate LLM (referred to as the *mutator LLM* to differentiate from LLM-powered agents) for new prompts. The mutation process begins with the prompt list selected in the previous step and a random direction in the measure space (e.g., “more number of plates cleaned”). The mutator LLM is then queried to mutate the prompt list in the chosen direction, generating a new prompt list that is expected to induce behaviors aligned with that direction (see App. B.3 for an example query to the mutator LLM). In practice, we generate a batch of prompt lists to search multiple directions in parallel.

**Prompt evaluation:** To evaluate the newly generated prompt list, PLAN-QD simulates the corresponding LLM-powered agents in the environment as described in Sec. 4.1. The algorithm repeats the simulation multiple times and takes the median of the resulting objective and measure values to account for stochasticity.

**Archive update:** The obtained measure values map the prompt list to a cell in the archive. If that cell is empty, or if the newly evaluated prompt list achieves a higher objective value than the one currently stored, the new prompt list replaces the existing one.

The algorithm continues the loop by sampling another random prompt list from the archive and choosing a new random direction in the measure space. Through this iterative process of prompt selection, mutation, evaluation, and archive update, PLAN-QD populates the archive with prompts that elicit high-quality and diverse behavior in LLM-powered agents.

## 5 Experimental validation

Here, we describe the experimental setup, guided by the following motivations: (1) collect human data in a collaborative domain to establish a baseline for teaming behavior diversity, (2) investigate how communication influences human teaming behavior, and (3) evaluate whether our approach can replicate the diversity in human teaming behaviors.



## 5.1 Domain

**Steakhouse domain:** We chose a collaborative domain, *Steakhouse* (Hsu et al., 2025), to test the efficacy of our algorithm in generating diverse LLM-powered agents. Steakhouse, inspired by the game Overcooked (ove, 2018) and its simulation environment (Carroll et al., 2019), introduces complex coordination challenges via larger and more varied layouts and multi-step recipes. Efficient gameplay in this domain requires task division, coordination, and long-term planning. We used four distinct kitchen layouts: open, ring, hallway, and forced coordination (See Fig. 3). These layouts were designed to represent a spectrum from symmetrical to asymmetrical ingredient accessibility, influencing how players divide tasks and rely on their partners. For example, the open layout allowed unrestricted movement and equal access to all kitchen components, whereas the forced coordination layout introduced strict dependencies, requiring players to pass ingredients across counters.

**User study:** To study how humans coordinate in this domain, we conducted a  $2 \times 1$  between-subjects user study with two conditions: one where participants were allowed verbal communication via Zoom and another where they had no means of communication, requiring implicit coordination through gameplay. The users first played a tutorial on their own to become familiar with the game, followed by pairs of users playing together on the aforementioned four layouts in a randomized order. We recruited 54 participants (28 male, 26 female; age range: 19–38,  $M = 23.8$ ,  $SD = 3.6$ ), forming 27 teams of two, for this IRB-approved study. To counterbalance the order of layouts played, we only selected data from 48 out of the 54 participants for our experiments (see App. C for the detailed study protocol).

## 5.2 Measurements

We defined individual and team behavior via the following measures (see App. D.1 for the details about calculating these measures):

**Subjective teaming measures:** During the user study, we administered post-round and post-experiment questionnaires consisting of 7-point Likert-scale items derived from established measures in human-agent interaction and team collaboration (McAllister, 1995; Hart & Staveland, 1988; Hoffman, 2019; Ryan & Deci, 2000). From these, we identified the following subjective measures of the team: *Trust*, *Fluency*, *Coordination*, *Satisfaction*, and *Workload*.

**Teamwork measures:** We defined four quantitative measures of team performance and coordination: (1) *Fitness*, i.e., discounted sum of rewards ( $J$  in Sec. 3); (2) *Average Action Delay*, i.e., number of timesteps between non-movement actions; (3) *Percentage Contribution*, i.e., fraction of work done by the lowest contributor, with low values implying one player doing everything and high values implying equal division; (4) *Specialization*, i.e., the extent to which each subtask is handled by a single player, with low values indicating evenly distributed tasks and high values indicating that players focused on specific subtasks. Higher fitness and lower average action delay indicate better team performance, while varied percentage contribution and specialization indicate different coordination strategies.

We test the following hypothesis with the teamwork measures through the user study (**H1**): *Communication will affect subjective and teamwork measures in human teams. Specifically, fitness will be higher with communication.*

**Workload measures:** We also defined a set of nine quantitative workload measures based on the differences in the number of times a player finishes a sub-task. For example, “Difference in Number of Onion Chopped” counts the difference between the number of times the first player and the second player performs the sub-task of chopping onions. The nine sub-tasks we considered were: onions picked, onions placed on the board, onions chopped, meat picked, meat placed on the grill, dirty plates picked, clean plates picked, plates placed in the sink, and dishes served. We used these measures as proxies for capturing diversity in teams of LLM-powered agents, as workload has been shown to be a strong indicator of team coordination behavior (Gombolay et al., 2017; Hoffman, 2019; Fontaine et al., 2021).

### 5.3 QD experiments

We ran our experiments on four kitchen layouts (Sec. 5.1) with two conditions - with and without communication. We tested the following two algorithms for their effectiveness in generating a population of diverse agents, each given a budget of 100 prompt evaluations. To account for stochasticity, each evaluation output the median objective and measures over four repetitions of a 500-timestep gameplay episode, where the agent interacted with the environment to complete tasks.

**PLAN-QD:** Our algorithm, defined in Sec. 4, adapted to the Steakhouse domain. We chose an initial pair of prompts and iteratively mutated them until the budget was exhausted. We maximize “Fitness” (objective function for QD) and diversify “Difference in Number of Meat Put on Grill”, “Difference in Number of Dish Served” and “Difference in Number of Onion Chopped” (measure functions for QD).

**Random Mutation:** A baseline in which an LLM generated 100 prompts to evaluate based on the same initial pair of prompts as in PLAN-QD. The key differences here are that the mutator LLM does not have any explicit measures to diversify and does not have stepping stones of prompts that led to diverse and high-quality agents.

App. D.2 contains other hyperparameter values of PLAN-QD and Random Mutation.

*We test two hypotheses with QD experiments:*

**H2:** Behavioral trends exhibited by PLAN-QD’s agents will match those observed in the user study between “with communication” and “without communication” conditions, as we explicitly diversify over the same measures along which human teams show variation.

**H3:** PLAN-QD will have greater archive coverage (i.e., capture more diverse behaviors) compared to Random Mutation, due to its iterative improvement of prompts.

## 6 Result and discussion

### 6.1 Humans exhibit diverse behaviors depending on communication and layout

To test **H1** on the data from the user study, we conducted independent t-tests comparing fitness between the “with communication” and “without communication” conditions within each layout. The t-tests showed no significant differences because of the variance among participants. However, trends suggest that communication improved performance in more asymmetric layouts (e.g., forced coordination) but had little or negative effects in more symmetric layouts (e.g., open, ring). Notably, forced coordination—which required strong role differentiation—showed the greatest performance improvement with communication, likely because verbal coordination helped players manage dependencies more effectively. Qualitatively, we also noted that teammates frequently assisted struggling participants by actively communicating and providing help in this layout (see Table 1 for trends).

Communication also influenced collaboration styles. For example, percent contribution (i.e., cooperating effort) increased with communication in all layouts except open, where task division was already balanced. Interestingly, specialization (i.e., role division) increased in the open layout, suggesting that communication helped with strategic task division.

Additionally, we found a significant difference in fitness when controlling for layout (i.e., considering both layout and communication as factors), indicating that spatial constraints shaped coordination strategies. Similarly, other teamwork measures (e.g., specialization) also showed significant effects. We further observed that individual differences, such as background knowledge and personality, influenced teaming behavior with communication. We provide additional details about the observations from the user study in App. E.1.

Qualitative responses further supported these findings. Participants in the “without communication” condition reported coordination difficulties and expressed a preference for having some form of communication, in their exit interviews. In summary, while communication generally improved performance in forced coordination, the impact was weaker in layouts where tasks could be executed more independently. Our results suggest that communication

	Open		Ring		Hallway		Forced	
	Human	PLAN-QD	Human	PLAN-QD	Human	PLAN-QD	Human	PLAN-QD
Fitness	−2.71%	−5.00%	−4.33%	−6.88%	+0.99%	+1.57%	+24.6%	+37.2%
Av. Action Delay	+4.65%	+1.20%	+7.39%	−3.63%	−6.55%	+4.13%	−20.7%	−2.01%
Percent Contrib.	−3.78%	−2.25%	+7.73%	+9.33%	+8.43%	+0.96%	+19.8%	+8.23%
Specialization	+4.21%	+2.40%	−7.31%	+4.21%	−1.77%	+0.72%	+9.38%	+8.91%

Table 1: Percentage difference in teamwork measures (Sec. 5.2) on adding communication across layouts (Sec. 5.1) for human data and PLAN-QD. Positive percent difference indicates a higher metric value with communication. In 12/16 layout-metric combinations (**colored green**), our generated data from PLAN-QD agents shows a similar trend as humans.

	Open				Forced Coordination			
	w/o Comm.		w/ Comm.		w/o Comm.		w/ Comm.	
	Ours	Rand.	Ours	Rand.	Ours	Rand.	Ours	Rand.
<b>QD Measures</b>	35.3%	29.8%	34.2%	24.8%	13.2%	5.8%	8.8%	5.2%
<b>Non-QD Measures</b>	32.8%	24.1%	31.6%	20.6%	10.4%	4.5%	7.0%	4.0%

Table 2: Aggregated archive coverage comparisons for PLAN-QD (Ours) vs. Random Mutation (Rand.). PLAN-QD’s coverage is higher for measures that were explicitly diversified (QD measures), while still covering a wider range of other behaviors (non-QD measures).

effects should be studied alongside both spatial task constraints (which shape task roles) and individual skill and personality differences, aligning with findings in human factors research (Driskell et al., 2006; Hays et al., 2022).

## 6.2 PLAN-QD’s agents match communication trends from human data

We observed an effect of communication on human teamwork (Table 1), with teamwork measures either showing a positive trend (e.g., fitness in the forced coordination layout) or a negative trend (e.g., percentage contribution in the open layout) between with and without communication conditions.

We show that PLAN-QD agents follow trends observed in human users, via a one-sample test of proportions (12 out of 16 layout–metric combinations matched human trends; a greater proportion than the expected random proportion of 0.50,  $p = .038$ ). Notably, our approach is successful at replicating fitness and percent contribution trends. However, our approach fails to match action delay and specialization trends in the ring and the hallway layouts. We hypothesize that this might be caused by factors such as differences in background knowledge leading to the trend in human data being different from those shown by the generated agents. These results serve to **partially validate H2**.

## 6.3 PLAN-QD’s agents are diverse

To test **H3**, we adapted the coverage metric (Sec. 3), defined as the number of cells filled by the algorithm in the archive (the discretized measure space). However, we have 9 workload and 3 teamwork measures (excluding fitness), and each algorithm only evaluates 100 prompts. Hence, the 12-dimensional measure space will be mostly empty, and comparing the coverage there will not be very informative. Thus, we looked at two-dimensional planes defined by distinct pairs of measures, resulting in  $C(12, 2) = 66$  coverage values for Random Mutation and PLAN-QD in each of the four layouts and two communication conditions.

To summarize these 66 coverage values, we considered two groups: (1) **QD measures** with  $C(3, 2) = 3$  combinations in which both measures were explicitly diversified by PLAN-QD, and (2) **non-QD measures** with  $C(9, 2) = 36$  combinations in which both measures were



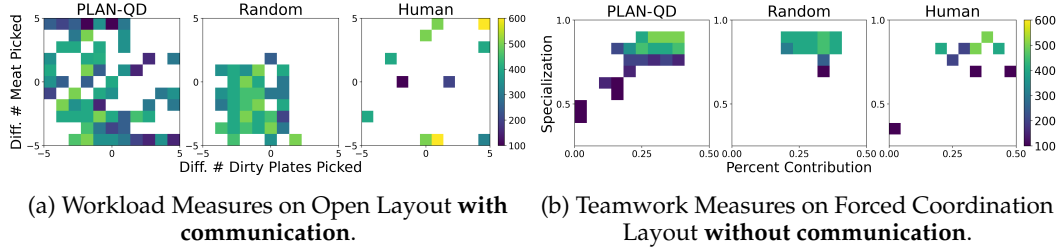


Figure 4: Example heatmaps of the archives resulting from human data and the agents generated by PLAN-QD and Random Mutation, colored by the corresponding fitness value. PLAN-QD generates agents covering a wider range of behavior compared to the Random Mutation baseline, including certain extremes observed in the human data. **Videos** of example behaviors are included in the supplementary material.

not used during PLAN-QD’s search. Table 2 shows the averaged coverage values across all combinations of measures in each group. PLAN-QD achieves significantly higher coverage than Random Mutation, based on a one-sample test of proportions (all layout-condition pairs showed higher coverage; a greater proportion than the expected random proportion of 0.50,  $p < .001$ ), **validating H3** (see App. E.2 for detailed results). The coverage is also higher in the non-QD measures group, showing that PLAN-QD is better than Random Mutation even when considering measures that were not explicitly diversified.

To analyze the coverages qualitatively, we plot the heatmaps of the prompt archive in Fig. 4. PLAN-QD explicitly diversified both measures in Fig. 4a, and we clearly see more cells being filled in the archive compared to Random Mutation. In fact, some of the extreme behavior seen in human data (e.g., high positive difference in meat picked) is only exhibited by agents found by our method. PLAN-QD also finds certain behaviors (e.g., high negative difference in meat picked) that are not found in human data, highlighting its benefit in augmenting human datasets. Furthermore, even when looking at measures that were not explicitly diversified by PLAN-QD (Fig. 4b), we still see a better coverage than Random Mutation, including certain rare behaviors such as low percent contribution and specialization similar to those exhibited by human users who did not fully understand the rules of the game.

## 7 Discussions and conclusions

**Limitations:** One of the limitations of PLAN-QD-based agents is their high computational cost due to evaluations requiring multiple LLM queries. To address this limitation, a promising approach is distilling specialized models, which would retain key behavioral properties while being significantly less compute-intensive (Hinton et al., 2015; Zhao et al., 2023). Alternatively, one could explore generating policy code for agents instead of querying LLMs directly for actions (Wang et al., 2024). However, incorporating communication strategies and personality within such a framework remains a challenging open problem.

Furthermore, our LLM-powered agents’ communication is intertwined with action selection, which limits the natural flow of interaction. Future work should explore communication frameworks that incorporate models from human factors and decision-making research, determining when and how to communicate (Vasil et al., 2020; van den Oever & Schraagen, 2021; Kaupp et al., 2010).

Finally, in our framework, the LLM-powered agents only select high-level actions. Allowing LLMs to instead choose low-level actions directly will enable more diverse collaboration strategies. However, this would significantly increase compute time due to more frequent LLM queries. Moreover, current large language models struggle with planning and reasoning in low-level action spaces (Valmeekam et al., 2023; Tamkin et al., 2021).

**Conclusions:** In this work, we address the challenge of algorithmically generating teaming and communication behaviors with human-like diversity using foundation models. We propose PLAN-QD, a novel framework that applies Quality Diversity (QD) optimization to

algorithmically generate diverse LLM agents capable of communication. We demonstrate that: (1) humans exhibit diverse teaming behaviors, affected by communication, through a human-subjects study, (2) our approach produces synthetic agents that match trends in human data on teamwork measures, and (3) PLAN-QD covers a broader range of diverse and extreme human behaviors that are often difficult to observe in limited human trials. Our findings highlight the advantages of leveraging LLMs and QD to generate agents that can represent multi-human teams, providing a framework for studying human-AI teams.

## Acknowledgments

This work was supported by NSF CAREER #2145077 and DARPA EMHAT HR00112490409. We would like to thank Ryan Boldi and Dhruv Kaul for their early work on prompt design for LLM-powered agents. Additionally, we would also like to thank Dana Hughes, Lucy Romero, and Simon Stepputtis for their contributions to the development of the preliminary user study design.

## References

- Overcooked 2, 2018. URL [https://store.steampowered.com/app/728880/Overcooked\\_2/](https://store.steampowered.com/app/728880/Overcooked_2/).
- Saaket Agashe, Yue Fan, Anthony Reyna, and Xin Eric Wang. Llm-coordination: evaluating and analyzing multi-agent coordination abilities in large language models. *arXiv preprint arXiv:2310.03903*, 2023.
- Sumeet Batra, Bryon Tjanaka, Matthew Christopher Fontaine, Aleksei Petrenko, Stefanos Nikolaidis, and Gaurav S. Sukhatme. Proximal policy gradient arborescence for quality diversity reinforcement learning. In *Proceedings of the Twelfth International Conference on Learning Representations, ICLR*, 2024. URL <https://openreview.net/forum?id=TFKIfhvdMZ>.
- Daniel S. Bernstein, Robert Givan, Neil Immerman, and Shlomo Zilberstein. The complexity of decentralized control of markov decision processes. *Math. Oper. Res.*, 27(4):819–840, 2002. doi: 10.1287/MOOR.27.4.819.297. URL <https://doi.org/10.1287/moor.27.4.819.297>.
- Herbie Bradley, Andrew Dai, Hannah Teufel, Jenny Zhang, Koen Oostermeijer, Marco Bellagente, Jeff Clune, Kenneth Stanley, Grégory Schott, and Joel Lehman. Quality-diversity through ai feedback. *arXiv preprint arXiv:2310.13032*, 2023.
- Colin F Camerer. *Behavioral game theory: Experiments in strategic interaction*. Princeton university press, 2011.
- Micah Carroll, Rohin Shah, Mark K Ho, Tom Griffiths, Sanjit Seshia, Pieter Abbeel, and Anca Dragan. On the utility of learning about humans for human-ai coordination. *Advances in neural information processing systems*, 32, 2019.
- Antoine Cully, Jeff Clune, Danesh Tarapore, and Jean-Baptiste Mouret. Robots that can adapt like animals. *Nature*, 521:503–507, 2014. URL <https://api.semanticscholar.org/CorpusID:3467239>.
- Kenneth Derek and Phillip Isola. Adaptable agent populations via a generative model of policies. In M. Ranzato, A. Beygelzimer, Y. Dauphin, P.S. Liang, and J. Wortman Vaughan (eds.), *Advances in Neural Information Processing Systems*, volume 34, pp. 3902–3913. Curran Associates, Inc., 2021. URL [https://proceedings.neurips.cc/paper\\_files/paper/2021/file/1fc8c3d03b0021478a8c9ebdcd457c67-Paper.pdf](https://proceedings.neurips.cc/paper_files/paper/2021/file/1fc8c3d03b0021478a8c9ebdcd457c67-Paper.pdf).
- James E Driskell, Gerald F Goodwin, Eduardo Salas, and Patrick Gavan O’Shea. What makes a good team player? personality and team effectiveness. *Group Dynamics: Theory, Research, and Practice*, 10(4):249, 2006.
- Chrisantha Fernando, Dylan Banarse, Henryk Michalewski, Simon Osindero, and Tim Rocktäschel. Promptbreeder: Self-referential self-improvement via prompt evolution, 2023. URL <https://arxiv.org/abs/2309.16797>.

- Matthew C. Fontaine and Stefanos Nikolaidis. Differentiable quality diversity. In *Advances in Neural Information Processing Systems*, 2021. URL <https://proceedings.neurips.cc/paper/2021/file/532923f11ac97d3e7cb0130315b067dc-Paper.pdf>.
- Matthew C. Fontaine and Stefanos Nikolaidis. Covariance matrix adaptation map-annealing. In *Proceedings of the Genetic and Evolutionary Computation Conference*, 2023. doi: 10.1145/3583131.3590389. URL <https://doi.org/10.1145/3583131.3590389>.
- Matthew C. Fontaine, Julian Togelius, Stefanos Nikolaidis, and Amy K. Hoover. Covariance matrix adaptation for the rapid illumination of behavior space. In *Proceedings of the Genetic and Evolutionary Computation Conference*, 2020. doi: 10.1145/3377930.3390232. URL <http://dx.doi.org/10.1145/3377930.3390232>.
- Matthew C Fontaine, Ya-Chuan Hsu, Yulun Zhang, Bryon Tjanaka, and Stefanos Nikolaidis. On the importance of environments in human-robot coordination. *arXiv preprint arXiv:2106.10853*, 2021.
- Matthew C. Gombolay, Anna Bair, Cindy Huang, and Julie A. Shah. Computational design of mixed-initiative human-robot teaming that considers human factors: situational awareness, workload, and workflow preferences. *The International journal of robotics research*, 36(5-7):597–617, 2017. doi: 10.1177/0278364916688255. URL <https://doi.org/10.1177/0278364916688255>.
- Aaron Grattafiori, Abhimanyu Dubey, Abhinav Jauhri, Abhinav Pandey, Abhishek Kadian, Ahmad Al-Dahle, et al. The llama 3 herd of models. *arXiv preprint arXiv:2407.21783*, 2024.
- Sandra G Hart and Lowell E Staveland. Development of nasa-tlx (task load index): Results of empirical and theoretical research. In *Advances in psychology*, volume 52, pp. 139–183. Elsevier, 1988.
- Nicholas A Hays, Huisi Li, Xue Yang, Jo K Oh, Andrew Yu, Ya-Ru Chen, John R Hollenbeck, and Bradley B Jamieson. A tale of two hierarchies: Interactive effects of power differentiation and status differentiation on team performance. *Organization Science*, 33(6):2085–2105, 2022.
- Geoffrey Hinton, Oriol Vinyals, and Jeff Dean. Distilling the knowledge in a neural network, 2015. URL <https://arxiv.org/abs/1503.02531>.
- Guy Hoffman. Evaluating fluency in human–robot collaboration. *IEEE Transactions on Human-Machine Systems*, 49(3):209–218, 2019.
- Guy Hoffman and Xuan Zhao. A primer for conducting experiments in human–robot interaction. *ACM Transactions on Human-Robot Interaction (THRI)*, 10(1):1–31, 2020.
- Guy Hoffman, Tapomayukh Bhattacharjee, and Stefanos Nikolaidis. Inferring human intent and predicting human action in human–robot collaboration. *Annual Review of Control, Robotics, and Autonomous Systems*, 7, 2023.
- Ya-Chuan Hsu, Michael Defranco, Rutvik Patel, and Stefanos Nikolaidis. Integrating field of view in human-aware collaborative planning. In *Proceedings of the International Conference on Robotics and Automation (ICRA)*. IEEE, 2025.
- Tobias Kaupp, Alexei Makarenko, and Hugh Durrant-Whyte. Human–robot communication for collaborative decision making—a probabilistic approach. *Robotics and Autonomous Systems*, 58(5):444–456, 2010.
- Joel Lehman and Kenneth O. Stanley. Evolving a diversity of virtual creatures through novelty search and local competition. In *Proceedings of the 13th Annual Conference on Genetic and Evolutionary Computation*, 2011. doi: 10.1145/2001576.2001606.
- Huao Li, Yu Quan Chong, Simon Stepputtis, Joseph Campbell, Dana Hughes, Michael Lewis, and Katia Sycara. Theory of mind for multi-agent collaboration via large language models. *arXiv preprint arXiv:2310.10701*, 2023.

- Yancheng Liang, Daphne Chen, Abhishek Gupta, Simon S Du, and Natasha Jaques. Learning to cooperate with humans using generative agents. *arXiv preprint arXiv:2411.13934*, 2024.
- Bryan Lim, Manon Flageat, and Antoine Cully. Large language models as in-context ai generators for quality-diversity, 2024. URL <https://arxiv.org/abs/2404.15794>.
- Nikolaos Mavridis. A review of verbal and non-verbal human–robot interactive communication. *Robotics and Autonomous Systems*, 63:22–35, 2015.
- Daniel J McAllister. Affect-and cognition-based trust as foundations for interpersonal cooperation in organizations. *Academy of management journal*, 38(1):24–59, 1995.
- Elliot Meyerson, Mark J. Nelson, Herbie Bradley, Adam Gaier, Arash Moradi, Amy K. Hoover, and Joel Lehman. Language model crossover: Variation through few-shot prompting, 2024. URL <https://arxiv.org/abs/2302.12170>.
- Jean-Baptiste Mouret and Jeff Clune. Illuminating search spaces by mapping elites, 2015. URL <https://arxiv.org/abs/1504.04909>.
- Manisha Natarajan, Esmaeil Seraj, Batuhan Altundas, Rohan Paleja, Sean Ye, Letian Chen, Reed Jensen, Kimberlee Chestnut Chang, and Matthew Gombolay. Human-robot teaming: grand challenges. *Current Robotics Reports*, 4(3):81–100, 2023.
- Olle Nilsson and Antoine Cully. Policy gradient assisted map-elites. In *Proceedings of the Genetic and Evolutionary Computation Conference*, 2021. doi: 10.1145/3449639.3459304.
- Joon Sung Park, Joseph O’Brien, Carrie Jun Cai, Meredith Ringel Morris, Percy Liang, and Michael S. Bernstein. Generative agents: Interactive simulacra of human behavior. In *Proceedings of the 36th Annual ACM Symposium on User Interface Software and Technology*, UIST ’23, New York, NY, USA, 2023. Association for Computing Machinery. ISBN 9798400701320. doi: 10.1145/3586183.3606763. URL <https://doi.org/10.1145/3586183.3606763>.
- Tim Pearce, Tabish Rashid, Anssi Kanervisto, Dave Bignell, Mingfei Sun, Raluca Georgescu, Sergio Valcarcel Macua, Shan Zheng Tan, Ida Momennejad, Katja Hofmann, et al. Imitating human behaviour with diffusion models. *arXiv preprint arXiv:2301.10677*, 2023.
- Thomas Pierrot, Valentin Macé, Felix Chalumeau, Arthur Flajolet, Geoffrey Cideron, Karim Beguir, Antoine Cully, Olivier Sigaud, and Nicolas Perrin-Gilbert. Diversity policy gradient for sample efficient quality-diversity optimization. In *Proceedings of the Genetic and Evolutionary Computation Conference*, pp. 1075–1083, 2022.
- Justin K Pugh, Lisa B Soros, and Kenneth O Stanley. Quality diversity: A new frontier for evolutionary computation. *Frontiers in Robotics and AI*, 3:40, 2016.
- Yvonne Rogers and Paul Marshall. *Research in the Wild*. Morgan & Claypool Publishers, 2017.
- Richard M Ryan and Edward L Deci. Self-determination theory and the facilitation of intrinsic motivation, social development, and well-being. *American psychologist*, 55(1):68, 2000.
- Eduardo Salas, Dana E Sims, and C Shawn Burke. Is there a “big five” in teamwork? *Small group research*, 36(5):555–599, 2005.
- Mikayel Samvelyan, Sharath Chandra Raparthy, Andrei Lupu, Eric Hambro, Aram H. Markosyan, Manish Bhatt, Yuning Mao, Minqi Jiang, Jack Parker-Holder, Jakob Foerster, Tim Rocktäschel, and Roberta Raileanu. Rainbow teaming: Open-ended generation of diverse adversarial prompts, 2024. URL <https://arxiv.org/abs/2402.16822>.
- Aaron Steinfeld, Odest Chadwicke Jenkins, and Brian Scassellati. The oz of wizard: Simulating the human for interaction research. In *Proceedings of the 4th ACM/IEEE International Conference on Human Robot Interaction, HRI*, 2009. doi: 10.1145/1514095.1514115. URL <https://doi.org/10.1145/1514095.1514115>.

- DJ Strouse, Kevin McKee, Matt Botvinick, Edward Hughes, and Richard Everett. Collaborating with humans without human data. *Advances in Neural Information Processing Systems*, 34:14502–14515, 2021.
- Aaquib Tabrez, Shivendra Agrawal, and Bradley Hayes. Explanation-based reward coaching to improve human performance via reinforcement learning. In *2019 14th ACM/IEEE International Conference on Human-Robot Interaction (HRI)*, pp. 249–257. IEEE, 2019.
- Aaquib Tabrez, Matthew B Luebbers, and Bradley Hayes. A survey of mental modeling techniques in human–robot teaming. *Current Robotics Reports*, 1:259–267, 2020.
- Alex Tamkin, Miles Brundage, Jack Clark, and Deep Ganguli. Understanding the capabilities, limitations, and societal impact of large language models. *arXiv preprint arXiv:2102.02503*, 2021.
- Bryon Tjanaka, Matthew C. Fontaine, Julian Togelius, and Stefanos Nikolaidis. Approximating gradients for differentiable quality diversity in reinforcement learning. *CoRR*, abs/2202.03666, 2022. URL <https://arxiv.org/abs/2202.03666>.
- Karthik Valmeekam, Matthew Marquez, Sarath Sreedharan, and Subbarao Kambhampati. On the planning abilities of large language models—a critical investigation. *arXiv preprint arXiv:2305.15771*, 2023.
- Floris van den Oever and Jan Maarten Schraagen. Team communication patterns in critical situations. *Journal of Cognitive Engineering and Decision Making*, 15(1):28–51, 2021.
- Jared Vasil, Paul B Badcock, Axel Constant, Karl Friston, and Maxwell JD Ramstead. A world unto itself: human communication as active inference. *Frontiers in psychology*, 11: 417, 2020.
- Vassilis Vassiliades and Jean-Baptiste Mouret. Discovering the elite hypervolume by leveraging interspecies correlation. In *Proceedings of the Genetic and Evolutionary Computation Conference*, 2018. doi: 10.1145/3205455.3205602. URL <https://doi.org/10.1145/3205455.3205602>.
- Xingyao Wang, Yangyi Chen, Lifan Yuan, Yizhe Zhang, Yunzhu Li, Hao Peng, and Heng Ji. Executable code actions elicit better llm agents. In *Forty-first International Conference on Machine Learning*, 2024.
- Chengxing Xie, Canyu Chen, Feiran Jia, Ziyu Ye, Shiyang Lai, Kai Shu, Jindong Gu, Adel Bibi, Ziniu Hu, David Jurgens, James Evans, Philip Torr, Bernard Ghanem, and Guohao Li. Can large language model agents simulate human trust behavior?, 2024. URL <https://arxiv.org/abs/2402.04559>.
- Ziyi Yang, Zaibin Zhang, Zirui Zheng, Yuxian Jiang, Ziyue Gan, Zhiyu Wang, Zijian Ling, Jinsong Chen, Martz Ma, Bowen Dong, et al. Oasis: Open agents social interaction simulations on one million agents. *arXiv preprint arXiv:2411.11581*, 2024.
- Ceyao Zhang, Kaijie Yang, Siyi Hu, Zihao Wang, Guanghe Li, Yihang Sun, Cheng Zhang, Zhaowei Zhang, Anji Liu, Song-Chun Zhu, et al. Proagent: building proactive cooperative agents with large language models. In *Proceedings of the AAAI Conference on Artificial Intelligence*, 2024.
- Wayne Xin Zhao, Kun Zhou, Junyi Li, Tianyi Tang, Xiaolei Wang, Yupeng Hou, Yingqian Min, Beichen Zhang, Junjie Zhang, Zican Dong, et al. A survey of large language models. *arXiv preprint arXiv:2303.18223*, 1(2), 2023.
- Lianmin Zheng, Liangsheng Yin, Zhiqiang Xie, Chuyue Sun, Jeff Huang, Cody Hao Yu, Shiyi Cao, Christos Kozyrakis, Ion Stoica, Joseph E. Gonzalez, Clark Barrett, and Ying Sheng. Sglang: Efficient execution of structured language model programs. In *Advances in Neural Information Processing Systems*, 2024.
- Xuhui Zhou, Hao Zhu, Leena Mathur, Ruohong Zhang, Haofei Yu, Zhengyang Qi, Louis-Philippe Morency, Yonatan Bisk, Daniel Fried, Graham Neubig, and Maarten Sap. Sotopia: Interactive evaluation for social intelligence in language agents, 2024. URL <https://arxiv.org/abs/2310.11667>.



## A Steakhouse domain

Steakhouse is a collaborative cooking domain involving multiple agents (two in our experiments). The agents need to prepare the requested dishes and deliver as many of them as possible within a time limit of 500 timesteps. The agents operate in a fully observable grid (Fig. 5), and are controlled via six actions: North, South, East, West (move up, down, left, or right, respectively), Stay (remain in the same position), and Interact (engage with the environment). At each timestep, agents can only perform one of these six actions.

The environment contains three types of items: raw meat, dirty plate, and raw onion, each with a corresponding dispenser that contains an infinite amount of the particular resource. Agents can pick up the ingredients by interacting with their dispensers.

There are also three appliances in the kitchen: a grill, a sink, and a chopping board. Meat can be placed on the grill to turn into cooked meat after 60 timesteps, a dirty plate can be cleaned by interacting with the sink thrice, and a raw onion can be chopped by interacting with the chopping board twice.

The possible dish requests include two recipes: “steak” and “steak with onion”. “Steak” requires cooked meat and a clean plate, whereas “steak with onion” additionally requires a chopped onion. At any given time, players will have two orders in the order list. The first two orders are always “steak” and “steak with onion”. Subsequent orders are selected from the two options uniformly randomly when one of the orders is delivered. Delivering dishes in the correct order of the order list obtains 100 points per dish, whereas delivering out of the order of the order list only obtains 20 points.

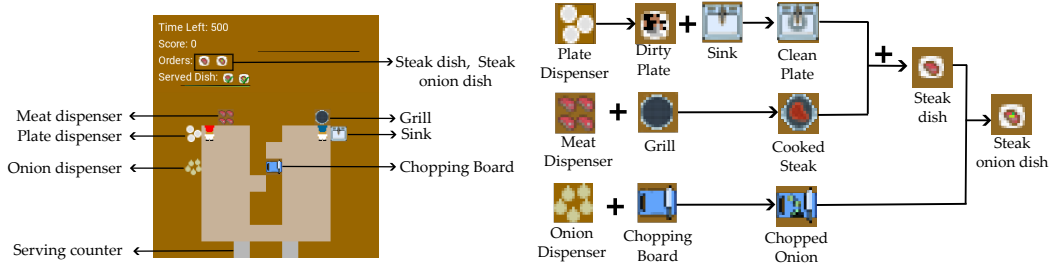


Figure 5: Overview of the Steakhouse domain with an example environment on the left and the recipes on the right.

## B Algorithm details

### B.1 Pseudocode

Algorithm 1 provides the pseudocode of the QD optimization part of PLAN-QD framework. The QD loop is inspired by MAP-Elites (Cully et al., 2014; Mouret & Clune, 2015) and consists of four steps: prompt selection, prompt mutation, prompt evaluation, and archive update.

For the prompt selection step (Lines 4-9), the algorithm selects a prompt list uniformly from the archive (Line 8). However, in the first iteration, when the archive is empty, copies of the initial prompt  $x^{(0)}$  are selected instead (Line 5).

Then, for each personality prompt in the selected prompt list, the algorithm creates a random mutation direction and provides this direction as a language direction via a mutation prompt. The mutator LLM mutates each personality prompt independently based on the provided direction, resulting in a new prompt list (Line 10).

The algorithm evaluates the new prompt list  $N_{repeat}$  times and takes the median objective and measure values (Lines 11-13). If the cell in the archive that the new prompt list is

**Algorithm 1:** QD optimization to generate prompts for diverse agents

---

**Input:** Initial prompt  $x^{(0)}$ , max iterations  $N_{iter}$ , batch size  $N_B$ , number of repeats  $N_{repeat}$   
**Output:** Archive of diverse prompt lists  $\mathcal{A}_{QD}$

---

```

1 Initialize  $\mathcal{A}_{QD}$ 
2 for  $i \in \{1, 2, \dots, N_{iter}\}$  do
3   for  $j \in \{1, 2, \dots, N_B\}$  do
4     if  $\mathcal{A}_{QD} = \emptyset$  then // Prompt selection
5        $x \leftarrow [x^{(0)}, x^{(0)}]$ 
6     end
7     else
8        $x \leftarrow$  Uniformly select from  $\mathcal{A}_{QD}$ 
9     end
10     $x' \leftarrow mutate(x)$  // Prompt mutation
11     $J_{1..k}, m_{1..k} \leftarrow$  Evaluate  $x$  in Steakhouse  $N_{repeat}$  times // Prompt evaluation
12     $J \leftarrow median(J_{1..k})$ 
13     $m \leftarrow median(m_{1..k})$ 
14    Update  $\mathcal{A}_{QD}$  // Archive update
15  end
16 end

```

---

mapped to is empty or contains a prompt list with a lower objective, then the new prompt list is added to the archive (Line 14).

## B.2 Prompts for LLM-powered agent

The prompts for LLM-powered agents contain context about the domain, the current state of the environment, and, optionally, messages communicated between the agents. We provide an example of the agent prompt structure used in our experiments in the Steakhouse domain (Fig. 6).

First, we provided the agent with their name and the name of the other agent. The first agent was always named Alice, and the second Bob. We then provided the agents with a brief textual description of the domain, which explained what appliances were in the environment and any layout-specific constraints. For example, in the forced coordination layout, we described how the agents were separated from each other. We then provided the agents with a textual description of the game, including the rules and recipe requirements.

In the textual description, we explained the purpose of counters and distinguished between two types of counters that we defined: *shared counters* and *general counters*. Shared counters were designated counters that we manually chose as important for collaboration. For example, in the forced coordination environment, only three of the counters can be used for sharing between the two sections. Such counters also exist in the hallway and ring layouts, but not in the open layout. Counters not specially designated like this were labeled as general counters. Although this distinction was made to give the agents more functionality to collaborate with each other, the agents were not explicitly enforced or encouraged to use either type of counter during gameplay.

In the state, we provided the following content in the prompt:

- **Inventory:** what both agents are holding (e.g., Alice is holding a dirty plate)
- **Environment details:** the status of the appliances in the layout (e.g., what is on the grill)
- **Location info:** where the appliances are located in the layout (e.g., the grill is 10 units away)
- **Order list:** list of current orders for the agent to deliver.
- **action history:** limited history of past actions taken by the agent.

- **Message history:** limited history of past messages sent by the agent.

Finally, we provided the agent with their objective and an explanation of the rewards obtained from delivering dishes (outlined in App. A). We then asked the agent to select an action from a list of available high-level actions. We provided the agent with a filtered list of actions based on what was possible/available in the current state. For example, if the agent was holding a meat, we did not provide them with any high-level actions regarding picking up an ingredient. Below is a list of all high-level actions the agent could choose from, organized by category:

**Counter Actions:**

- “Pick up [item] from [counter]”
- “Place [item] on nearest general counter”
- “Place [item] on [shared counter]”

**Plate Actions:**

- “Pick up a dirty plate from the dirty plate dispenser”
- “Place dirty plate in hand in [sink]”
- “Do one rinse of the dirty plate in [sink]”
- “Pick up the clean plate from [sink]”
- “Use clean plate in hand to pick up steak from [grill]”

**Onion Actions:**

- “Pick up an onion from the onion dispenser”
- “Put raw onion in hand on [chopping board]”
- “Do one chop of the onion on [chopping board]”
- “Add garnish from [chopping board] to the steak dish in hand”

**Meat Actions:**

- “Pick up a meat from the meat dispenser”
- “Put raw meat in hand on [grill] to cook”
- “Deliver the steak dish in hand to [delivery]”
- “Deliver the steak onion dish in hand to [delivery]”

**Miscellaneous Actions:**

- “Wait for 5 timesteps”

Finally, if communication was disabled between the agents, we removed the message history and did not prompt the agent to send a message to the other agent (i.e., we removed the starred content in the prompt outline). We provide the full prompt outline for Steakhouse below (the raw prompt at an example timestep during evaluation is in the supplementary material):

Agent prompt
<p>You are [agent name]. Other agents are: [other agents description].  Environment Details: [environment description]</p>
<p>The game has the following dishes: steak dish, steak onion dish. The agents are provided with the current and next order required to make. Ingredients for these dishes are obtained from dispensers.  The steak dish requires 2 items: 1 cooked meat (steak) and 1 clean plate. The steak onion dish requires 3 items: 1 cooked meat (steak), 1 chopped onion, and 1 clean plate.  After the dish is complete, it must be delivered to a delivery location.</p>
<p>Inventory: [inventory]  Environment Details: [kitchen items]  Location Info: [location info]  Order List: [order list]  Action History: [action history]  *Message History: [message history]</p>
<p>Your objective is to deliver all the dishes from the order list as quickly as possible. Delivering dishes in the correct order of the order list gives \$100, and out of order gives \$20.  First, choose an action from [action list].  *Then, send a message to the other agent.</p>

Figure 6: Structure of the agent prompt provided to the LLM-powered agents in Steakhouse.

### B.3 Prompts for mutator LLM

The mutator LLM takes a personality prompt and a mutation direction as input and outputs a new personality prompt to bias the behavior towards the given direction.

The initial prompt is domain-independent and acts as the first stepping stone for both PLAN-QD and the baseline Random Mutation. This prompt encourages the agent to perform optimally in the environment without worrying about coordination or communication. We designed this initial prompt to minimize the behavioral bias provided to the agents initially while still encouraging them to perform as best as possible in the environment. We include the full prompt below.

Initial prompt
<p>You are always focused on the objective. Your goals are set in stone. You don't talk, coordinate, or listen much to others. Only when absolutely necessary do you communicate. Your plan is simple, and nothing will stop you.</p>

The mutator prompt uses the same domain knowledge given to the agents to inform its mutation. The mutation direction is a randomly selected vector direction in the measure space that is converted to a language direction. We also provide the mutator some additional context on how to modify the input personality prompt to best achieve the mutation direction. For example, if our archive has two dimensions, specialization and percent contribution (Sec. 5.2), then the vector direction  $[-1, 1]$  would translate to the mutation direction "decrease specialization and increase percent contribution". In the case of percent contribution, the additional context for the mutator would specify how to increase the measure, i.e., by encouraging the agent to work more collaboratively with other agents.

The same format applies for the workload measures. For example, if we want to increase the measure “Difference in Number of Meat Picked”, we mutate the first agent to “increase number of meat picked”, and provide additional context for the mutator to encourage the agent to focus on picking up raw meats from the meat dispenser. All nine of our workload measures had a similar mutation context. The mutator prompt applies this modification to the input personality prompt and generates a new personality prompt as output.

#### PLAN-QD Mutation Prompt

[domain knowledge]

The agent currently has the following personality:

[prompt]

Transform the personality to force the agent to play the game optimally with [mutation direction]. [mutation context]. Ensure the new personality is in second person. Keep the new personality brief and to the point. Only return the transformed personality.

#### B.4 Low-level planner

Once our LLM-based agent determines the high-level action it will take (i.e., pick up raw meat), the selection action is converted to a positional goal that contains the location that the agent needs to move to (in this case, the meat dispenser). The planner then converts this goal to a set of actions that the agent must take to satisfy this goal. If all agents haven’t moved in the previous timestep, the planner detects it as a collision and resolves it by selecting a random *movement* action (North, South, East, West, or Stay) until the agents can move toward their goal without a collision.

### C User study design

We conducted a user study to examine how communication and spatial layout influence human collaboration in a cooperative cooking task. Each session involved a pair of participants who played four rounds across distinct kitchen layouts (open, ring, hallway, and forced co-ordination). Participants played the game using a web-based interface, with movement and actions controlled via keyboard inputs. In the “with communication” condition, participants could verbally coordinate over Zoom, while in the “without communication” condition, players had no means of communication and had to rely solely on in-game interactions to collaborate.

*Study design.* We conducted a  $2 \times 1$  between-subjects user study to investigate how humans collaborate with and without communication. Each participant played four rounds via a web-based interface with keyboard controls across four kitchen layouts (mentioned earlier) to assess the impact of spatial constraints on coordination. Participants were randomly assigned to either (1) “with communication”, where verbal interaction was allowed over Zoom, or (2) “without communication”, where players relied solely on in-game interactions.

*Study Protocol.* Participants were recruited from the university campus and were compensated \$10 for their participation. Each session involved a pair of users, consisting of three phases: onboarding, main study, and exit phase.

In the onboarding phase, participants joined a Zoom session, provided informed consent, and separately completed a pre-experiment survey. They were then introduced to the game rules via a weblink and played a tutorial round on a smaller map in a single-agent setting (i.e., playing alone) to familiarize themselves with the controls. Participants could repeat the tutorial as many times as needed until they felt comfortable with the game dynamics. In the main study phase, participants played four rounds, with layout order and experimental conditions fully counterbalanced to minimize ordering and learning effects. After each



round, they completed a brief post-round survey individually. In the exit phase, participants completed a final post-experiment survey, followed by a brief exit interview.

## D Experiment details

### D.1 Measurements

We provide additional details about measures from Sec. 5.2 below:

#### D.1.1 User study measures

*Data collection:* We had 54 participants (28 males, 26 females) with 27 pairs of teams in our IRB-approved study, ranging in age from 19 to 38 ( $M = 23.8$ ,  $SD = 3.6$ ). Two participants were excluded from the final analysis due to technical issues that prevented them from completing the fourth round. Among the remaining data, 14 teams participated in the communication condition and 12 in the no-communication condition. To ensure balanced comparison, we included data from 48 participants (24 with communication, 24 without) in our analysis. Our remaining participants comprised of 23 females and 25 males, and our age range remained from 19 to 38 ( $M = 23.8$ ,  $SD = 3.8$ ). Layouts and conditions were fully counterbalanced to mitigate ordering and learning effects—i.e., both layout and condition assignments were randomized and evenly distributed.

*Subjective teaming measures:* We identified the following subjective measures: *Trust*, *Fluency*, *Coordination*, *Satisfaction*, and *Workload*. To identify underlying constructs, we conducted a principal component analysis (PCA) on responses across all items. We retained components with eigenvalues greater than 1 using the Kaiser criterion and applied varimax rotation to improve interpretability. Items were grouped into scales if they loaded with a correlation of  $r \geq 0.6$  on the same factor (Hoffman & Zhao, 2020). The resulting scales and their reliability scores are summarized in Table 3.

<b>Team Trust</b> (Cronbach's $\alpha = 0.96$ )
1. My teammate was trustworthy.
2. My teammate's actions were reliable and predictable.
3. My teammate was committed to the task.
4. I felt confident in my teammate's abilities.
5. I felt comfortable depending on my teammate.
6. I felt synchronized with my teammate's actions.
<b>Team Fluency</b> (Cronbach's $\alpha = 0.75$ )
1. The team worked fluently together.
2. The team's fluency improved over time.
3. The collaboration contributed to the fluency and better performance of the interaction.
4. The interaction felt natural and effortless.
<b>Coordination</b> (Cronbach's $\alpha = 0.85$ )
1. I had to carry the weight to make the team better.
2. I was the most important member of the team.
<b>Satisfaction</b> (Cronbach's $\alpha = 0.73$ )
1. I enjoyed the gameplay experience.
2. The task was engaging and immersive.
<b>Demand</b> (Cronbach's $\alpha = 0.76$ )
1. How mentally demanding was the game?
2. How hurried or rushed was the pace of the game?
<b>Likert items are coded as 1 (Strongly Disagree) to 7 (Strongly Agree)</b>

Table 3: Subjective Scale Measure Items.

#### D.1.2 Teamwork measures

Below are calculations for each teamwork measure:

- **Percent contribution:** This is calculated by the formula  $\frac{1}{n} \sum_i^n D_i$ , where  $D_i$  measures the amount a team worked together on a particular delivered dish, and  $n$  is the total number of dishes delivered. The final contribution value for a specific delivered dish ( $D_i$ ) is calculated using the formula:

$$\frac{\min(n_{P_1}, n_{P_2})}{n_{P_1} + n_{P_2}}$$

where  $n_{P_j}$  is the number of high-level actions for a specific delivered dish taken by player  $j$ . Across a single game, we calculate this result for each completed dish, and take the average over all results as the final value. This measure ranges from  $[0, 0.5]$ . A score of 0 means that a dish was completed by only one player, and higher scores means the work for the dish was more distributed across both players.

- **Specialization:** We first define four *action groups*  $A_1, \dots, A_4$ : ingredient actions, plate actions, dish creation actions, and delivery actions. All high-level actions are bundled into one of the following action groups. For example, picking up a raw meat or onion falls into the ingredient action group, whereas creating a steak or steak with onion dish falls into the dish creation group. The specialization measure is obtained from the formula  $\frac{1}{N} \sum_i^N Sp_i$ , where  $Sp_i$  measures how much a player chose actions from a specific action group, and  $N$  is the number of players.  $Sp_i$  is calculated using the formula:

$$\frac{\max(n_{A_1}, \dots, n_{A_4})}{\sum_{k=1}^4 n_{A_k}}$$

where  $n_{A_k}$  is the number of times a player has taken an action from the action group  $A_k$ . This value has a range of  $[0.25, 1]$ . A specialization value of 0.25 means that each player evenly distributed their actions across all action groups, and an increasing specialization value means that each player primarily only did one type of action in the action group.

- **Fitness:** We use the discounted sum of rewards  $J = \sum_t \gamma^t r_t$  defined in Sec. 3, where  $r_t$  is the reward defined in App. A. For our experiments, we used  $\gamma = 1$ .
- **Average action delay:** Action delay is defined as the number of timesteps between non-movement actions (interactions) conducted by *either* agent. For example, this means that if one agent does not perform any interaction actions during the episode, the action delays are only measured from the second agent. Average action delay is the mean action delay across the whole episode.

## D.2 Algorithms

We compare PLAN-QD and the baseline, Random Mutation, in our experiments. Both were given a budget of 100 prompt evaluations, with each evaluation being repeated four times and aggregated with the median.

### D.2.1 PLAN-QD

We divided the budget of 100 prompt evaluations into 50 iterations of the QD loop. The batch size was 2, i.e., at each iteration, we selected and mutated 2 prompt lists (i.e., 4 individual personality prompts) to be evaluated in our domain.

In our Steakhouse simulation, the re-query timeout was 5 timesteps, meaning agents chose a new high-level action after 5 timesteps of being idle. This re-query happened if the agents' action became invalid for 5 timesteps or if they did not perform any action for 5 timesteps. Furthermore, the action and message history parameters were both set to 2. The message history parameter is the number of past messages by either agent that an agent can see in the prompt. The action history parameter is the number of *completed* actions by the agent that is in the prompt. If the agent selected a high-level action but never completed it, it was not provided in their action history. We also provided an associated relative timestep to the

actions and messages to give the agents more context. For example, if a message is sent at timestep  $t$ , and received at timestep  $t + k$ , we mentioned in the prompt that the message was sent by an agent  $k$  timesteps ago.

### D.2.2 Random Mutation

The Random Mutation baseline directly queried the mutator LLM for 100 prompt lists (i.e., 200 individual personality prompts) with the following mutation prompt:

Random Mutation Prompt
[domain knowledge]
-----
The agent currently has the following personality: [initial prompt] Create [batch size * 2] random personalities for the agent to play the game optimally with a random strategy. Ensure the new personality is in second person. Keep the new personalities brief and to the point.

Domain knowledge and the initial prompt are exactly the same as in PLAN-QD.

## D.3 LLM setup

Both our mutator LLM and the LLM powering the agents were Meta’s LLaMA 3.1 70B Instruct (Grattafiori et al., 2024) model hosted in the SGLang framework (Zheng et al., 2024). All experiments (PLAN-QD and Random each on four layouts and two communication conditions) were run in parallel. In each experiment, the four repetitions of two evaluations were run in parallel, resulting in a total of 128 parallel episodes in the Steakhouse environment. Each episode required 150 to 250 total LLM queries in sequence. Our experiments utilized 8 A6000 GPUs, and took between 6-9 days depending on the layout. Forced coordination experiments took the longest and hallway experiments took the shortest amount of time.

The LLM queries used a temperature of 1.1 and the default parameters provided in the SGLang framework, which include `top_k = -1`, `top_p = 1.0`, and `max_new_tokens = 128`.

## E Additional results

### E.1 Effects of layout and personality on human teaming

#### E.1.1 Effect of layout

Beyond fitness, we examined how layout influenced additional coordination and efficiency metrics. We conducted a two-way ANOVA with layout (4 levels: open, ring, hallway, forced coordination) and communication condition (2 levels: with communication, without communication) as between-subject factors. The results indicate that layout significantly shaped team coordination strategies. A significant main effect of layout was observed on percentage contribution,  $F(3, 184) = 8.41, p < .001$ , suggesting that spatial constraints influenced how much each player contributed to task completion.

Participants in the forced coordination layout contributed significantly more ( $M = 0.36$ ) than those in other layouts, while the ring layout resulted in the lowest contributions ( $M = 0.23$ ). Communication did not significantly impact contribution levels,  $F(1, 184) = 0.63, p = 0.43$ .

The effect of layout on task specialization was also highly significant,  $F(3, 184) = 7.36, p < .001$ . Participants exhibited the highest degree of specialization in the forced coordination layout ( $M = 0.81$ ), while open and ring layouts led to significantly lower specialization

	Ring				Hallway			
	w/o Comm.		w/ Comm.		w/o Comm.		w/ Comm.	
	Ours	Rand.	Ours	Rand.	Ours	Rand.	Ours	Rand.
<b>QD-Measures</b>	<b>29.8%</b>	24.0%	<b>27.3%</b>	22.0%	<b>38.3%</b>	24.5%	<b>32.5%</b>	27.8%
<b>Non-QD Measures</b>	<b>32.7%</b>	24.0%	<b>32.6%</b>	25.3%	<b>31.9%</b>	19.1%	<b>30.1%</b>	20.4%

Table 4: Aggregated archive coverage comparisons for PLAN-QD vs. Random Mutation on the ring and hallway layouts. PLAN-QD’s coverage is higher for measures that were explicitly diversified (QD measures), while still covering a wider range of other behaviors (non-QD measures).

( $M = 0.62$ ) and ( $M = 0.61$ ), respectively. This suggests that constrained layouts encouraged division of labor, whereas open spaces allowed for more fluid role-switching.

Furthermore, we evaluate the effect of total movement actions in all layouts, which is the total number of times a player moved in an episode. Layout had a highly significant effect on movement actions,  $F(3, 184) = 22.04, p < .001$ . The forced coordination layout resulted in the least movement actions ( $M = 112$ ), while hallway layouts led to the most movement ( $M = 182$ ), indicating that spatial constraints influenced the efficiency of player movements. However, communication did not significantly impact movement,  $F(1, 184) = 1.45, p = 0.232$ , nor was there a significant interaction between layout and communication.

Overall, spatial constraints play a significant role in shaping coordination strategies and team efficiency. Constrained environments, such as the forced coordination layout, encouraged greater individual contributions and role specialization but also led to inefficiencies, such as increased wasted actions. In contrast, open layouts supported more flexible role-switching and dynamic task-sharing. These findings highlight that the structure of the environment can strongly influence human teaming behavior—often outweighing the effects of communication. Therefore, future studies aiming to isolate the effects of communication on teamwork should carefully account for spatial constraints when designing experimental setups.

### E.1.2 Effect of personality

Beyond spatial constraints of layouts, player differences such as background knowledge and different personalities also influenced communication effects. Participants with stronger game knowledge (evidenced by higher tutorial performance) exhibited a communication effect (likely due to a teaching effect) in the communication condition. This leads to a 20.7% decrease in the average action delay in the forced coordination layout ( $t(12) = -1.20, p = 0.24$ ). Additionally, in the no-communication condition, teams showed a strong Pearson correlation between score and Trust scale in the ring ( $r(12) = 0.65$ ) and hallway ( $r(12) = 0.71$ ) layouts, suggesting that greater trust facilitated implicit coordination across shared counters, leading to improved performance.

## E.2 Coverage comparison between PLAN-QD and Random Mutation

In Sec. 6.3, we showed that PLAN-QD covered a wider range of behaviors compared to Random Mutation. Table 4 provides additional coverage results showing that better coverage is obtained on the ring and hallway layouts as well.

	Open	Ring	Hallway	Forced
<b>Communication</b>	$6.67 \times 10^{-51}$	$1.02 \times 10^{-11}$	$4.41 \times 10^{-39}$	$6.67 \times 10^{-51}$
<b>No Communication</b>	$2.08 \times 10^{-21}$	$1.32 \times 10^{-25}$	0	0

Table 5: Unaggregated proportion test p-values on PLAN-QD vs Random Mutation. Our method outperforms the baseline for every layout and communication condition

	Open				Ring			
	w/o Comm.		w/ Comm.		w/o Comm.		w/ Comm.	
	Ours	Rand.	Ours	Rand.	Ours	Rand.	Ours	Rand.
<b>QD Measures</b>	<b>16.85</b>	15.34	<b>14.76</b>	12.50	<b>10.01</b>	8.71	<b>8.49</b>	7.64
<b>Non-QD Measures</b>	<b>14.49</b>	12.29	<b>13.06</b>	10.33	<b>10.42</b>	8.60	<b>9.40</b>	8.42

	Hallway				Forced Coordination			
	w/o Comm.		w/ Comm.		w/o Comm.		w/ Comm.	
	Ours	Rand.	Ours	Rand.	Ours	Rand.	Ours	Rand.
<b>QD Measures</b>	<b>14.54</b>	9.51	<b>12.25</b>	10.57	<b>3.78</b>	2.20	<b>2.83</b>	2.21
<b>Non-QD Measures</b>	<b>11.21</b>	7.52	<b>11.10</b>	7.85	<b>2.90</b>	1.81	<b>2.50</b>	1.81

Table 6: Aggregated QD-Scores obtained across layouts and communication conditions. On average, PLAN-QD outperforms the random baseline in all layouts and communication conditions. Values are in terms of thousands.

Furthermore, Table 5 shows the results of a one-sample test of proportions on the unaggregated coverage results. The  $C(12, 2) = 66$  combinations of measure pairs were labeled positively if PLAN-QD outperformed the baseline. All layout-condition pairs showed higher coverage; a greater proportion than the expected random proportion of 0.50 ( $p < .001$ ). These results validate the generalizability of PLAN-QD to various measure spaces and the significance of our method in outperforming the random baseline.

Finally, we provide the QD-Score (Sec. 3) comparison between PLAN-QD and the random baseline in Table 6. These results highlight that the additional behaviors covered by PLAN-QD compared to Random Mutation are also high-performing. The CSV files with the full table containing the unaggregated coverage and QD-score values is in the supplementary material.