

Gravitational Wave with Domain Wall Dominance

Sungwoo Hong,^{1,*} Sung Mook Lee,^{2,1,†} and Qiuyue Liang^{3,‡}

¹*Department of Physics, Korea Advanced Institute of Science and Technology, Daejeon 34141, Korea*

²*Theoretical Physics Department, CERN, CH-1211 Genève 23, Switzerland*

³*Kavli Institute for the Physics and Mathematics of the Universe (WPI), University of Tokyo, Kashiwa 277-8583, Japan*

Domain walls (DWs) can be produced when a discrete symmetry is spontaneously broken, and long-lived DWs can dominate the energy density of the universe. In this work, we explore the possibility that a “domain wall dominant (DWD)” phase existed in the early universe and ended with DW decay. During the DWD phase, the universe undergoes a power-law accelerated expansion of the scale factor and exhibits temporal superhorizon evolution of the relevant frequency modes. We show that this can lead to distinct features imprinted on the stochastic gravitational wave (GW) background. Our findings provide a comprehensive framework for evaluating GW emission associated with DWD, leading to distinguishable long-lived DW-induced GWs from other cosmological sources, with significant implications for future GW observatories.

I. INTRODUCTION

A comprehensive study of the phases of our universe is one of the central goals of contemporary physics and cosmology. In cosmology, the concept “phase” may be identified with the notion of an “epoch” or “era” in cosmological evolution. An interesting question is whether there were other phases beyond the Λ CDM model, and if so, what their characteristic features are and how they can be tested. Especially, while the CMB is currently the earliest direct probe of the early universe, gravitational wave (GW) background, due to their weak interactions, is more transparent and may offer additional insights beyond the last scattering surface. Needless to say, such a new phase must be associated with the physics beyond the Standard Model and could provide valuable information of the structure of fundamental physics at earlier times, or higher energy scales.

Topological defects become natural candidates. In fact, their existence and cosmological production are ubiquitous in theories where a global symmetry is spontaneously broken. In addition, the advent of generalized global symmetry [1] (see [2–7] for recent reviews) and recent applications in particle physics [8–39] shed light on new theoretical perspectives manifested in the physics of topological defects, e.g., global structure of gauge groups [17, 18] or TQFT couplings [13, 40]. This also motivates us to explore the possible role of these defects in cosmology and universal/distinctive observational signatures associated with them in more detail.

Often considered objects are domain wall (DW), cosmic string, monopole, or hybrid defects, and among them, a domain wall dominant (DWD) era is particularly natural to occur, hence deserves careful study. The energy density of a DW network is known to evolve according to “scaling solution”, $\rho_w \sim \sigma/t$, where σ is the surface tension of the domain wall. This implies that in the

presence of stable or long-lived DWs, the universe will inevitably enter the DWD phase. In fact, this phenomenon is known as the domain wall problem and has been regarded as a serious issue in cosmology. Consequently, most studies on DWs have focused on mechanisms to destabilize them and the resulting predictions. In contrast, we explore the possibility of a temporary DWD phase. Furthermore, we investigate the consequences of this transient phase through gravitational wave signals.

The DWD phase is not only natural but also comes with striking features. During a DWD epoch, the universe undergoes accelerated expansion with a *reducing* comoving Hubble radius $(aH)^{-1}$, which freezes superhorizon modes that would otherwise never exit the horizon in standard evolution. Related to this, the characteristic spectrum of the stochastic gravitational wave background (SGWB) signal is also modified compared to the evolution without the DWD phase. Overall, these changes in peak amplitude and spectrum make this scenario easily distinguishable from GWs produced from other BSM physics or astrophysical sources, hence providing clear signatures of the existence of DWs and the associated new phase in the early universe.

The rest of the paper is organized as follows. In Sec. II, we review DW dynamics in the radiation dominant (RD) phase and discuss the basic features of the DWD phase. In Sec. II, we study the GW spectrum produced by DW networks, taking into account the new features arising from the DWD phase. Finally, we conclude in Sec. IV.

II. DOMAIN WALL DYNAMICS AND DOMAIN WALL DOMINANCE

We consider the following cosmological history: after inflation, the universe enters the (early) RD era, during which a discrete symmetry breaking phase transition occurs at $t = t_{PT}$, producing DWs. The DWD phase begins at $t = t_{weq}$ when the energy density of the walls equals that of radiation, and ends at $t = t_D$ when the walls decay into radiation (at $T_D \gg \text{MeV}$). Afterward, the universe returns to the (late) RD and matter dom-

* sungwooh@kaist.ac.kr

† sungmook.lee@cern.ch

‡ qiuyue.liang@ipmu.jp

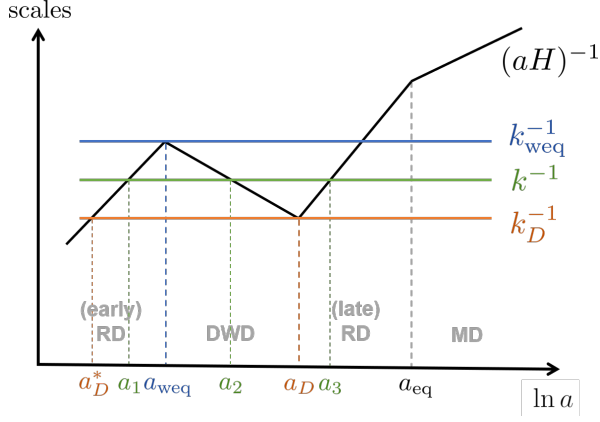


FIG. 1. Evolution of comoving scales with the DWD phase.

inated (MD) phase, following standard evolution. This sequence is illustrated in Fig. 1.

During the RD era, on subhorizon scales, a DW network evolves such that irregularities are stretched out by wall tension and wall interactions. As this happens, the walls accelerate, and the characteristic length scale L (both curvature radius and inter-wall separation) increases toward the Hubble radius, H^{-1} . It is known that the evolution of the DW network quickly approach the so-called ‘scaling regime’, where the curvature of the walls relaxes to the size of the Hubble radius, $L \sim H^{-1} \sim t$ and the number of DWs per Hubble volume, $\sim L^2 t / H^{-3}$, remains $\mathcal{O}(1)$. Therefore, the energy density of DWs can be estimated by $\rho_w \sim \sigma / L \sim \sigma / t$.

This scaling behavior can be inferred by adapting the velocity-one-scale (VOS) model [41–43] as presented in Supplemental Material Sec. S-I, and has also been confirmed from numerical simulations [44–46]. Hence, in the presence of long-lived DWs, it is natural to expect that the DW energy density will eventually dominate the universe. This transition happens at the “wall-equality” time, t_{weq} , which we estimate by equating the DW energy density with that of the radiation, yielding $t_{\text{weq}} \sim M_P^2 / \sigma$, where the reduced Planck mass is defined as $M_P \equiv 1 / \sqrt{8\pi G}$ in terms of the Newton’s constant G . We also note that near t_{weq} , the evolution of the DW network is expected to deviate from the scaling behavior.

We now discuss what happens at $t > t_{\text{weq}}$, i.e. during the DWD phase. A sensible extrapolation of the previous discussion suggests that the characteristic length scale of a DW network becomes larger than the Hubble radius at $t > t_{\text{weq}}$, causing the dominant mode $k \sim L^{-1}$ to undergo superhorizon evolution. In fact, superhorizon modes are conformally stretched by the background expansion, growing as $L \propto a(t)$ as the universe expands. Consequently, $\rho_w \propto 1/a(t)$ with $a(t) \propto t^2$. This, in turn, implies that universe undergoes accelerated expansion [42, 43, 47–49], and equivalently the comoving Hubble radius decreases, as illustrated in Fig. 1.

While such a DWD phase is often considered a cosmological disaster, and long-lived DWs in the late universe

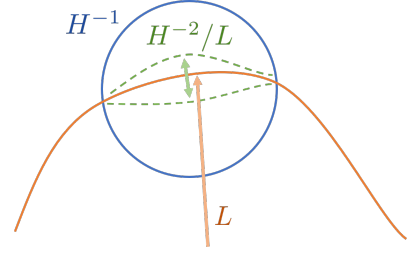


FIG. 2. Schematic picture of DW configuration (orange), Hubble horizon (blue) and DW fluctuations within one Hubble patch (green) during DWD phase.

are tightly constrained [47, 50], if the DWD phase is followed by DW decay at t_D , sufficiently earlier than BBN, it does not necessarily lead to the domain wall problem. The collapse of DW networks may occur through explicit symmetry breaking effects in the form of a bias potential, the spontaneous nucleation of cosmic strings on the DW world volume [51–53] or symmetry restoration at low temperatures [54]. In this case, the DWD phase can be consistent with current cosmological observations. Moreover, it may play an important role in diluting unwanted relics present in many BSM scenarios [55, 56].

In this letter, our main interest is to explore the GW signatures in the presence of an early DWD phase that ends with DW decay at t_D (see also [57]). As we will discuss later, the GW spectrum is primarily dominated by modes that leave the horizon soon after their emission and is therefore insensitive to subhorizon physics, including the details of DW decay process. Consequently, these GW signatures are robust and independent of the specific mechanism by which the DWD phase ends.

III. GRAVITATIONAL WAVE SPECTRUM

A. GW Emission Power

We first discuss the GWs produced by the DW network in the RD era. We can use the quadrupole formula [44, 58–60] to calculate the emitted GW power. In RD, the quadrupole moment of DWs can be estimated as $Q \sim M_w L^2$, where the mass of the wall is given by $M_w \sim \sigma L^2$. After reaching the scaling regime, the characteristic length scale follows $L \sim t$. Using this, the total GW power can be estimated as $P_{\text{GW}}^{(\text{scaling})} \sim G \langle \ddot{Q}^2 \rangle \sim G (M_w L^2 \omega^3)^2 \sim G \sigma^2 t^2$, and the GW power density is

$$p_{\text{GW}}^{(\text{scaling})} = n_w P_{\text{GW}}^{(\text{scaling})} \equiv \eta_{\text{GW}} \frac{G \sigma^2}{t}. \quad (1)$$

Here, $n_w \sim L^{-3} \sim t^{-3}$ denotes the number density of DWs. According to numerical simulations [44–46] performed assuming a RD phase, the dimensionless factor η_{GW} is typically $\mathcal{O}(1)$.

On the other hand, once the universe enters the DWD phase, the situation drastically changes. While there is

only one relevant scale, $L \sim H^{-1} \sim t$, during the scaling regime in RD, there are three scales we need to consider in DWD: L , H^{-1} , and DW fluctuation scale, H^{-2}/L . Recalling that while $H^{-1} \sim t$, the characteristic length of DW scales as $L(t) \propto a(t) \propto t^2$ in DWD: L increases faster than H^{-1} . Specifically, considering the regime where $L \gg H^{-1}(t)$ at $t > t_{\text{weq}}$, the amplitude of the fluctuation is estimated to be $\sim H^{-2}/L$ (versus $\sim H^{-1}$ in the scaling regime), as schematically depicted in Fig. 2. This shows that DW fluctuations are suppressed by a factor $H^{-1}/L \ll 1$. Therefore, unlike the scaling regime, the quadrupole moment in a single Hubble patch is expected to be $Q \sim M_w(H^{-2}/L)^2 \sim \sigma H^{-6}/L^2$, where the mass of the wall within the horizon is given to be $M_w \sim \sigma H^{-2}$. The total GW power emitted within a single Hubble volume is $P_{\text{GW}}^{(\text{DWD})} \sim G\sigma^2 H^{-6}/L^4$ assuming the oscillation frequency to be $\omega \sim H$. Therefore, we expect largely suppressed GW emission during DWD,

$$p_{\text{GW}}^{(\text{DWD})} = n_w P_{\text{GW}}^{(\text{DWD})} \sim G\sigma^2 H^{-4}/L^5 \ll p_{\text{GW}}^{(\text{scaling})}, \quad (2)$$

which we neglect below. To get the above estimation, we used $n_w \sim (L^2/H^{-2})/L^3 \sim H^2 L^{-1}$, which can be understood by realizing that the number of Hubble patches along the DW surface is (L^2/H^{-2}) and only these patches can contribute to GW signals.

Putting everything together, the GW emission power density is expected to be given by $p_{\text{GW}}^{(\text{scaling})}$ in Eq. (1) at $t < t_{\text{weq}}$, and as $t \rightarrow t_{\text{weq}}$ it will generally deviate from the scaling solution and eventually will asymptote to $p_{\text{GW}}^{(\text{DWD})}$ in Eq. (2) which we approximate as zero. For our analysis below, we use the following power-law interpolation:

$$p_{\text{GW}} = \begin{cases} p_{\text{GW}}^{(\text{scaling})} & (t < rt_{\text{weq}}) \\ p_{\text{GW}}^{(\text{scaling})} (rt_{\text{weq}}/t)^\alpha & (rt_{\text{weq}} \leq t < t_{\text{weq}}) \\ 0 & (t \geq t_{\text{weq}}) \end{cases}, \quad (3)$$

for some exponent $\alpha > 0$, and $r \in [0, 1]$, which parametrize the time when GW emission starts to deviate from the scaling behavior significantly. Here $t = rt_{\text{weq}}$ corresponds to a time when $\rho_w/\rho_r \sim r$.

In principle, α (or the overall interpolating function) should be determined from simulations. In the absence of the numerical results on the dynamics of DWs in DWD, we will simply treat it as a free parameter.

B. Characteristic Scales and Transfer Functions

Given the GW power spectrum at emission, it is useful to introduce the transfer function, $\mathcal{T}(a_e, k)$, to obtain the observed power spectrum. The transfer function encodes the time evolution of the amplitude of the tensor perturbation, or strain h_λ ($\lambda = +, \times$) between the time of production ($t = t_e$) and observation ($t = t_0$): $h_\lambda(a_0, k) = \mathcal{T}(a_e, k) h_\lambda(a_e, k)$ where $a_{0,e} \equiv a(t_{0,e})$. As detailed in the Supplemental Material Sec. S-III A, the

strain h_λ decays as a^{-1} on subhorizon and freezes as a^0 on superhorizon. In the absence of the DWD phase, the superhorizon modes at emission ($k < (aH)_e$) begin to decay once they enter the horizon at $t = t_*$ with $a = a_*$, so $\mathcal{T} = a_*/a_0$. On the other hand, for subhorizon modes ($k > (aH)_e$), $\mathcal{T}(a_e, k) = a_e/a_0$.¹

A key feature of the DWD phase is the decreasing comoving Hubble radius. As a result, modes that would otherwise remain subhorizon can instead spend some time on superhorizon, and the transfer function is modified accordingly. Moreover, the transfer function can differ depending on the frequency and emission time.

As shown in Fig. 1, there are two relevant comoving momenta given by $k_{\text{weq}} \equiv (aH)_{\text{weq}}$ and $k_D \equiv (aH)_D$ with $H_{\text{weq}/D} = \xi_{\text{weq}/D}/t_{\text{weq}/D}$, respectively. In this work, for numerical evaluations, we use $\xi_{\text{weq}/D} \simeq 1/2$. Additionally, modes leaving the horizon at time $t = rt_{\text{weq}}$ (where GW power starts to be suppressed compared to the scaling regime) have $k_r \equiv k_{\text{weq}}/(2\xi_{\text{weq}}\sqrt{r})$.

Assuming instantaneous DW decay at t_D to radiation with temperature T_D , we can relate t_D and T_D by comparing energy densities of the wall and radiation from the decay: $\rho_r = \pi^2 g_{*D} T_D^4/30 \simeq 3M_P^2/(4t_D^2)$, where g_{*D} is the number of the relativistic degrees of freedom at T_D and we find

$$k_D \simeq 2.7 \times 10^{-7} \left(\frac{g_{*D}}{106.75} \right)^{1/4} \left(\frac{T_D}{\text{GeV}} \right) \text{ Hz}, \quad (4)$$

$$k_{\text{weq}} \simeq 4.5 \times 10^{12} \left(\frac{g_{*D}}{106.75} \right)^{1/4} \left(\frac{T_D^3}{\sigma} \right) \text{ Hz}.$$

In Fig. 3, we show contours of $f_{\text{weq}} \equiv k_{\text{weq}}/(2\pi)$ and $f_D \equiv k_D/(2\pi)$ in $(\sigma^{1/3}, T_D)$ plane, together with several constraints explained later and in the Supplemental Material Sec. S-II. The gray shaded region denotes the absence of DWD phase.² In this case, the peak frequency corresponds to $k_D/(2\pi)$, shown as dotted lines. For illustration, we have chosen three benchmarks, as described in the caption of the figure.

If we consider a specific mode $k \in (k_{\text{weq}}, k_D)$, it crosses the comoving horizon—either exiting or entering—during (early) RD, DWD, or (late) RD. We define scale factors associated with these crossing points as $a_{1,2,3}$, respectively. Using the relation between k and a , we express these as $a_1 \equiv a_{\text{weq}}(k/k_{\text{weq}})^{-1}$, $a_2 \equiv a_D(k/k_D)^2$, and $a_3 \equiv a_{\text{eq}}(k/k_{\text{eq}})^{-1}$.

The transfer function is determined as follows. For a given emission time t_e , we consider cases $k > (aH)_e$ or $k < (aH)_e$. Further subdivision arises when comparing k to k_{weq} and k_D . Whenever $k > (aH)$ (subhorizon), $\mathcal{T} \propto a$, while for $k < (aH)$ (superhorizon), \mathcal{T} remains

¹ Since we only need the magnitude of the transfer function, we neglect irrelevant phases in this paper.

² Not all of these parameters are allowed. For instance, see Refs. [50, 60, 61] for the observational constraints on DWs without a dominance phase.

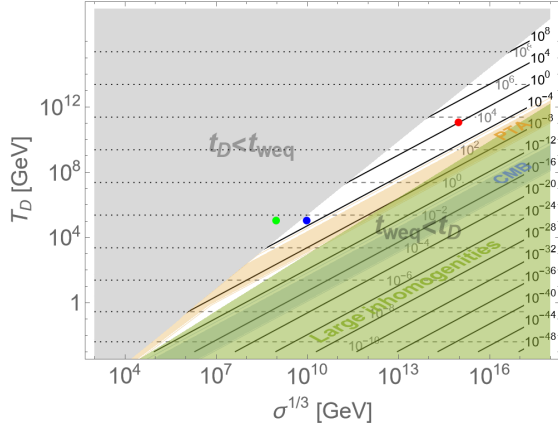


FIG. 3. The frequencies $f_{\text{weq}} = k_{\text{weq}}/(2\pi)$ (black solid) and $f_D = k_D/(2\pi)$ (gray dashed) corresponding to the comoving horizon scale at t_{weq} and t_D , respectively. The gray-colored region corresponds to $t_D < t_{\text{weq}}$, in which DWD phase is not realized. The two colored (blue and red) dots denote two example benchmark points: (BM1) $T_D = 10^5$ GeV and $\sigma = (10^{10} \text{ GeV})^3$ and (BM2) $T_D = 10^{11}$ GeV and $\sigma = (10^{15} \text{ GeV})^3$. The green dot (BM3) $T_D = 10^5$ GeV and $\sigma = (10^9 \text{ GeV})^3$ corresponds to a parameter set where the DWD phase does not occur. In the light gray region, the dotted lines denote the peak frequency determined by T_D . The green-colored region is ruled out due to the large inhomogeneities induced on the CMB/LSS. The blue- and orange-shaded regions are constrained by CMB [62] and PTA [63, 64], respectively.

constant. First, consider the case $t_e < t_D^*$, where t_D^* is defined by $k_D = aH|_{t=t_D^*}$, and $t_D^* < t_{\text{weq}}$ (see Fig. 1). In this case, the transfer function for modes $k \geq (aH)_e$ is given by $\mathcal{T}(a_e, k) = a_e/a_0$. Second, for $t_D^* < t_e < t_{\text{weq}}$, we have

$$\mathcal{T}(a_e, k) = \begin{cases} \left(\frac{a_e}{a_2}\right) \left(\frac{a_3}{a_0}\right) & ((aH)_e \leq k < k_D) \\ \left(\frac{a_e}{a_0}\right) & (k_D \leq k) \end{cases}. \quad (5)$$

Transfer functions for more general cases are provided in Supplemental Material Sec. S-V A.

C. GW Power Spectrum

For a given p_{GW} at a specific emission time t_e (see Eqs. (1) and (3)), the differential power of GWs is assumed to be separable:

$$\frac{dp_{\text{GW}}}{d\tilde{k}_e}(t_e, \tilde{k}_e) = p_{\text{GW}}(t_e) \mathcal{P}(\tilde{k}_e). \quad (6)$$

Here $\mathcal{P}(\tilde{k}_e)$ represents the probability density function (PDF) that satisfies $\int_0^\infty d\tilde{k} \mathcal{P}(\tilde{k}) = 1$. \tilde{k}_e denotes the *physical* momentum at emission related to the comoving momentum through $\tilde{k}_e = k_e/a$.

We consider a simple power-law PDF of the form $\propto \tilde{k}^{-\nu}$ ($\nu > 1$) as discussed in [65],

$$\mathcal{P}(\tilde{k}_e) = \frac{\nu - 1}{\tilde{k}_{\min}^{-\nu+1}(t_e)} \tilde{k}_e^{-\nu} \Theta(\tilde{k}_e - \tilde{k}_{\min}(t_e)), \quad (7)$$

where $\tilde{k}_{\min}(t) \simeq H(t)$. This does not mean that there are no GWs at lower frequencies below \tilde{k}_{\min} . In fact, there will be an irreducible white noises in the form of causality tail at lower frequency, as we discuss later.

To obtain the energy spectrum observed today, GWs produced from the time of DW formation to its decay have to be integrated. In addition, each GW mode has to be evolved with a proper transfer function, and when this is done, evolution of background spacetime should also be taken into account. For instance, for subhorizon modes, the Boltzmann equation for GW energy density is given by $d\rho_{\text{GW}}/dt + 4H\rho_{\text{GW}} = p_{\text{GW}}$ and the information of the background evolution is included in the scale factor, which should be integrated along with the emission power to take into account the effects of the dilution.

Explicitly, the observed energy density spectrum is

$$\left. \frac{d\rho_{\text{GW}}}{dk} \right|_0 = \int_{t_{\text{PT}}}^{t_0} dt a(t) |\mathcal{T}(a(t), k)|^2 p_{\text{GW}}(t) \mathcal{P}\left(\frac{k}{a}\right) \quad (8)$$

where we replace t_e to t (hence a_e to a) and k is the comoving momentum corresponding to the observed frequency today. Hereafter, we set $a_0 \equiv 1$. Since GWs generated earlier are more suppressed due to redshift, we can safely set $t_{\text{PT}} = 0$.

The quantity frequently used to characterize cosmological GW backgrounds is $h^2\Omega_{\text{GW}}(k) = \frac{h^2}{\rho_{c,0}} \left. \frac{d\rho_{\text{GW}}}{d\log k} \right|_0$, where $\rho_{c,0} = 3H_0^2/(8\pi G)$ is the critical energy density of the universe today.

1. GW from DW only with RD

Assuming a power-law PDF, GW produced during RD without a DWD phase (hence taking $\mathcal{T} \propto a$) takes the form $h^2\Omega_{\text{GW}}(k) \propto k^{-\nu+1}$ for $\nu < 5$. Numerical simulations with $\nu = 2$ suggest $\eta_{\text{GW}} \simeq 0.7 \pm 0.4$ [44].

It is worth commenting on further results from the numerical simulations. Early studies claimed $\Omega_{\text{GW}} \propto k^{-1}$ at high k [44] corresponding to $\nu = 2$. More recent works, however, have shown that $\Omega_{\text{GW}} \propto k^{-1.8 \sim -1.7}$ [46], which requires larger ν in our parameterization, and exhibits bumpy/plateau features at higher k , likely dependent on initial conditions [45, 46].

2. GW from DW with DWD

In the presence of a DWD phase, the spectrum of GW is significantly modified. Performing the integration

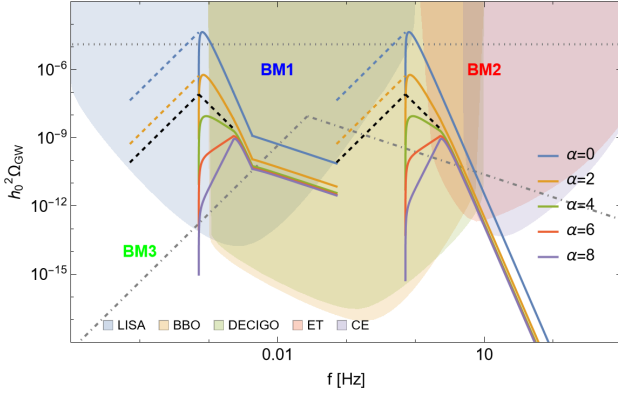


FIG. 4. The GW spectrum with a DWD phase for two benchmarks, (BM1) and (BM2). We set $\nu = 2$ and $r = 0.1$ for both. The dashed lines correspond to causality tails. The horizontal gray dotted line represents the ΔN_{eff} bound from CMB/BBN. The colored regions represent observational prospects from future GW experiments: LISA [66, 67], DECIGO [68–71], BBO [72–74], Cosmic Explorer (CE) [75, 76], Einstein Telescope (ET) [77–80]. The dot-dashed gray line corresponding to the case without DWD (with the choice (BM3)) is also shown for comparison.

given in Eq. (8) with $t_e \in (0, t_{\text{weq}})$, and neglecting GW production after t_{weq} , we find for $\nu = 2$ and $k_r < k_D$:

$$h^2 \Omega_{\text{GW}}(k) \quad (9)$$

$$\simeq \begin{cases} \frac{2r^\alpha}{3-2\alpha} \mathcal{A} \left[\left(\frac{k}{k_{\text{weq}}} \right)^{-7} - \left(\frac{k}{k_{\text{weq}}} \right)^{-10+2\alpha} \right] & (k_{\text{weq}} < k < k_r) \\ \frac{6r^{\frac{7}{2}+\alpha} - 4r^{5\alpha}}{9-6\alpha} \mathcal{A} \left(\frac{k}{k_r} \right)^{-7} & (k_r < k < k_D) \\ \frac{6r^\alpha - 4r^{\frac{3}{2}\alpha}}{9-6\alpha} \mathcal{A} \left(\frac{k_D}{k_{\text{weq}}} \right)^{-7} \left(\frac{k}{k_D} \right)^{-1} & (k > k_D) \end{cases}$$

where $\mathcal{A} = 8\pi h^2 \eta_{\text{GW}} a_{\text{eq}}^4 H_{\text{eq}}^2 / (3H_0^2)$.

In Fig. 4, we plotted the GW spectra for two benchmarks with DWD, and one benchmark without DWD for comparison. We took $\nu = 2$ and $r = 0.1$, and various choices of $\alpha \in \{0, 2, 4, 6, 8\}$. The results for the general ν and the opposite case of $(k_{\text{weq}} <) k_D < k_r$ are presented in Supplemental Material Sec. S-VB.

We also notice a remarkable feature: Ω_{GW} is independent of σ . To understand the σ -dependence, note that a larger DW tension σ enhances the magnitude of the GW power emitted. At the same time, this shifts the onset of the DWD phase to an earlier time, leading to more dilution, causing a naive suppression of the signal. Interestingly, once the superhorizon evolution is properly taken into account, these effects cancel out, resulting in a σ -independent GW spectrum. This is one of the characteristic and robust features of this scenario. Additional details, as well as a more conceptual understanding of the parametric dependence of \mathcal{A} can be found in Sec. S-IV.

Let us provide an intuitive explanation for the overall k -dependence appearing in Eq. (9). For $k > k_D$, GWs evolve entirely on subhorizon from their emission to today, thereby preserving the spectral shape identical to

RD only case, i.e. $\Omega_{\text{GW}} \propto k^{1-\nu}$. For $k_r < k < k_D$, the spectrum is mainly dominated by the signal emitted at the latest time, $t = rt_{\text{weq}} (> t_D^*)$. In this case, the transfer function is $\mathcal{T} \propto \frac{a_e}{a_0} \cdot \frac{a_3}{a_2}$ and $a_3/a_2 = (k_D/k)^3$ (see Eq. (5)), so there is an additional k dependence coming from $|\mathcal{T}|^2 \propto k^{-6}$. As a result, we obtain $\Omega_{\text{GW}} \propto k^{1-\nu} \cdot k^{-6} = k^{-5-\nu}$ as shown in Eq. (9) for $\nu = 2$.

Spectra for $k < k_r$ show a strong dependence on the choice of α , and these IR modes are also bounded by the causality constraint. The shape of the causality tail depends on the background evolution [81]. In deep IR regime, $k < k_{\text{weq}}$, modes stay extensively on superhorizon and enter the horizon later during RD after DW decay. Therefore, these modes follow k^3 profile [81–83]. On the other hand, modes with $k_{\text{weq}} < k < k_r$ undergo a non-trivial evolution history, and the spectral shape also gets modified to k^{-3} , as explicitly shown in Sec. S-III B. Fig. 4 shows that, for $\alpha > 7/2$, the GW spectrum is dominated and lower-bounded by the causality tail from the GW emitted at $t = rt_{\text{weq}}$.

Using the determined spectrum, we are able to constrain the possible parameter spaces by recasting observation data from CMB [62], and PTA [63, 64]. For CMB, we use the tensor-to-scalar ratio $r < 0.036$ [62] to extract the constraint at the CMB pivot scale $k = 0.05 \text{ Mpc}^{-1}$ (corresponding to $f_{\text{CMB}} \simeq 7.7 \times 10^{-17} \text{ Hz}$) interpreted as $h^2 \Omega_{\text{GW}}(f_{\text{CMB}}) \lesssim 1.3 \times 10^{-16}$ [84]. However, parameter space constrained by CMB is already ruled out due to large inhomogeneities induced on CMB and LSS. See Sec. S-II for details. For PTA, as a proxy for the frequency range and amplitudes PTA experiment covers, we impose $h^2 \Omega_{\text{GW}}(f_{\text{PTA}}) \lesssim 2.5 \times 10^{-15}$ at $f_{\text{PTA}} = 1 \text{ yr}^{-1} \simeq 3.2 \times 10^{-8} \text{ Hz}$.³ In Fig. 3, by taking $\nu = 2$ and $\alpha = 7/2$ and $r = 0.1$, we present the parameters constrained by CMB (blue), PTA (orange), and large-scale inhomogeneities (green). For $\alpha = 0$ with other parameters taken the same as before, constraints in principle become slightly tighter and are shown as extended solid lines, but overall the difference is not significant.

IV. CONCLUSION AND DISCUSSIONS

In this work, we consider the existence of a temporary phase of domain wall dominance (DWD) in the early universe, and study the characteristics of stochastic gravitational waves (GW) associated with such a DWD phase. While long-lived domain walls are widely overlooked since they are typically considered to be problematic, i.e., domain wall problem, we show that it may be not only compatible with existing observations, but also reveal several remarkable features, including the conservation of tensor perturbations due to the superhorizon

³ In fact, because PTA announced the discovery of SGWB, instead of simply consider this as constraints, there are opportunities of explain the observed spectrum with the causality tail with $\sim k^3$.

evolution during DWD phase, which are imprinted on the GW spectrum. Incorporating unique features of DWD phase, we have derived detailed predictions for the GW spectrum, including its amplitude and spectral shape.

Combined with the multitude of theories predicting domain walls in the early universe, and the fact that DWD is very natural to occur, our results highlight the importance of domain wall dominance as a potential source of observable GW signals distinct from other astrophysical and cosmological processes. We provide the first testable predictions for GW with an early DWD phase on upcoming GW detectors, which may probe this exciting possible novel phase of our universe.

ACKNOWLEDGMENTS

The authors thank to Chiara Caprini, Valerie Domcke, Gabriele Franciolini, Heejoo Kim, Hitoshi Murayama,

Fabrizio Rompineve, and Liantao Wang for inspiring discussions. The work of SH and SML is supported by the National Research Foundation of Korea (NRF) Grant RS-2023-00211732, by the Samsung Science and Technology Foundation under Project Number SSTF-BA2302-05, and by the POSCO Science Fellowship of POSCO TJ Park Foundation. The work of SH is also supported by the National Research Foundation of Korea (NRF) Grant RS-2024-00405629. The work of SML is also supported by the National Research Foundation of Korea (NRF) Grant 2012K1A3A2A0105178151. QL is supported by World Premier International Research Center Initiative (WPI Initiative), MEXT, Japan.

-
- [1] Davide Gaiotto, Anton Kapustin, Nathan Seiberg, and Brian Willett. Generalized Global Symmetries. *JHEP*, 02:172, 2015.
 - [2] T. Daniel Brennan and Sungwoo Hong. Introduction to Generalized Global Symmetries in QFT and Particle Physics. 6 2023.
 - [3] Lakshya Bhardwaj, Lea E. Bottini, Ludovic Frasseto, Liam Gladden, Dewi S. W. Gould, Arthur Platschorre, and Hannah Tillim. Lectures on generalized symmetries. *Phys. Rept.*, 1051:1–87, 2024.
 - [4] Ran Luo, Qing-Rui Wang, and Yi-Nan Wang. Lecture notes on generalized symmetries and applications. *Phys. Rept.*, 1065:1–43, 2024.
 - [5] Pedro R. S. Gomes. An introduction to higher-form symmetries. *SciPost Phys. Lect. Notes*, 74:1, 2023.
 - [6] Shu-Heng Shao. What’s Done Cannot Be Undone: TASI Lectures on Non-Invertible Symmetries. 8 2023.
 - [7] Nabil Iqbal. Jena lectures on generalized global symmetries: principles and applications. 7 2024.
 - [8] Mohamed M. Anber and Erich Poppitz. Nonperturbative effects in the Standard Model with gauged 1-form symmetry. *JHEP*, 12:055, 2021.
 - [9] Clay Cordova and Kantaro Ohmori. Noninvertible Chiral Symmetry and Exponential Hierarchies. *Phys. Rev. X*, 13(1):011034, 2023.
 - [10] Yichul Choi, Ho Tat Lam, and Shu-Heng Shao. Noninvertible Global Symmetries in the Standard Model. *Phys. Rev. Lett.*, 129(16):161601, 2022.
 - [11] Clay Cordova, Sungwoo Hong, Seth Koren, and Kantaro Ohmori. Neutrino Masses from Generalized Symmetry Breaking. *Phys. Rev. X*, 14(3):031033, 2024.
 - [12] T. Daniel Brennan and Clay Cordova. Axions, higher-groups, and emergent symmetry. *JHEP*, 02:145, 2022.
 - [13] T. Daniel Brennan, Sungwoo Hong, and Lian-Tao Wang. Coupling a Cosmic String to a TQFT. *JHEP*, 03:145, 2024.
 - [14] Yichul Choi, Ho Tat Lam, and Shu-Heng Shao. Non-invertible Gauss law and axions. *JHEP*, 09:067, 2023.
 - [15] Yichul Choi, Ho Tat Lam, and Shu-Heng Shao. Non-invertible Time-Reversal Symmetry. *Phys. Rev. Lett.*, 130(13):131602, 2023.
 - [16] T. Daniel Brennan. A new solution to the Callan Rubakov effect. *JHEP*, 11:170, 2024.
 - [17] Yichul Choi, Matthew Forslund, Ho Tat Lam, and Shu-Heng Shao. Quantization of Axion-Gauge Couplings and Noninvertible Higher Symmetries. *Phys. Rev. Lett.*, 132(12):121601, 2024.
 - [18] Clay Cordova, Sungwoo Hong, and Lian-Tao Wang. Axion domain walls, small instantons, and non-invertible symmetry breaking. *JHEP*, 05:325, 2024.
 - [19] Clay Cordova and Seth Koren. Higher Flavor Symmetries in the Standard Model. *Annalen Phys.*, 535(8):2300031, 2023.
 - [20] Arpit Das, Adrien Florio, Nabil Iqbal, and Napat Poovuttikul. Higher-form symmetry and chiral transport in real-time Abelian lattice gauge theory. *SciPost Phys.*, 17(3):085, 2024.
 - [21] Daniel Aloni, Eduardo García-Valdecasas, Matthew Reece, and Motoo Suzuki. Spontaneously broken (-1)-form U(1) symmetries. *SciPost Phys.*, 17(2):031, 2024.
 - [22] Clay Cordova, Sungwoo Hong, and Seth Koren. Non-Invertible Peccei-Quinn Symmetry and the Massless Quark Solution to the Strong CP Problem. 2 2024.
 - [23] Clifford Cheung, Maria Derda, Joon-Hwi Kim, Vinicius Nevoa, Ira Rothstein, and Nabha Shah. Generalized symmetry in dynamical gravity. *JHEP*, 10:007, 2024.
 - [24] Arpit Das, Nabil Iqbal, and Napat Poovuttikul. Hydrodynamic fluctuations and topological susceptibility in chiral magnetohydrodynamics. *SciPost Phys.*, 17(2):042, 2024.
 - [25] Seth Koren and Adam Martin. Fractionally Charged Particles at the Energy Frontier: The SM Gauge Group and One-Form Global Symmetry. *SciPost Phys.*, 18:004, 2025.
 - [26] Mohamed M. Anber and Samson Y. L. Chan. Global aspects of 3-form gauge theory: implications for axion-Yang-Mills systems. *JHEP*, 10:113, 2024.

- [27] Eduardo García-Valdecasas, Matthew Reece, and Motoo Suzuki. Monopole Breaking of Chern-Weil Symmetries. 7 2024.
- [28] Nathaniel Craig and Marius Kongsore. High-quality axions from higher-form symmetries in extra dimensions. *Phys. Rev. D*, 111(1):015047, 2025.
- [29] Markus Dierigl and Dušan Novičić. The axion is going dark. *JHEP*, 12:104, 2024.
- [30] Yoshimasa Hidaka, Muneto Nitta, and Ryo Yokokura. Selection rules of topological solitons from non-invertible symmetries in axion electrodynamics. 11 2024.
- [31] Michele Del Zotto, Matteo Dell’Acqua, and Elias Riedel Gårding. The Higher Structure of Symmetries of Axion-Maxwell Theory. 11 2024.
- [32] T. Daniel Brennan, Jaipratap Singh Grewal, and Eric Y. Yang. Revisiting Scattering Enhancement from the Aharonov-Bohm Effect. 11 2024.
- [33] C. M. Hull. Monopoles, Dirac Strings and Generalised Symmetries. 11 2024.
- [34] Antonio Delgado and Seth Koren. Non-invertible Peccei-Quinn symmetry, natural 2HDM alignment, and the visible axion. *JHEP*, 02:178, 2025.
- [35] Yuji Hirono, Kohei Kamada, Naoki Yamamoto, and Ryo Yokokura. Self-similar inverse cascade from generalized symmetries. 1 2025.
- [36] Pavel Putrov and Juven Wang. Categorical symmetry of the standard model from gravitational anomaly. *Phys. Rev. D*, 110(12):125028, 2024.
- [37] Juven Wang. Topological Leptogenesis. 12 2024.
- [38] Tatsuo Kobayashi, Hajime Otsuka, and Morimitsu Tanimoto. Yukawa textures from non-invertible symmetries. *JHEP*, 12:117, 2024.
- [39] Tatsuo Kobayashi, Yume Nishioka, Hajime Otsuka, and Morimitsu Tanimoto. More about quark Yukawa textures from selection rules without group actions. 3 2025.
- [40] Anton Kapustin and Nathan Seiberg. Coupling a QFT to a TQFT and Duality. *JHEP*, 04:001, 2014.
- [41] Lawrence Kawano. Evolution of Domain Walls in the Early Universe. *Phys. Rev. D*, 41:1013, 1990.
- [42] P. P. Avelino, C. J. A. P. Martins, and J. C. R. E. Oliveira. One-scale model for domain wall network evolution. *Phys. Rev. D*, 72:083506, 2005.
- [43] A. M. M. Leite and C. J. A. P. Martins. Scaling Properties of Domain Wall Networks. *Phys. Rev. D*, 84:103523, 2011.
- [44] Takashi Hiramatsu, Masahiro Kawasaki, and Ken’ichi Saikawa. On the estimation of gravitational wave spectrum from cosmic domain walls. *JCAP*, 02:031, 2014.
- [45] Naoya Kitajima, Junseok Lee, Kai Murai, Fuminobu Takahashi, and Wen Yin. Gravitational waves from domain wall collapse, and application to nanohertz signals with QCD-coupled axions. *Phys. Lett. B*, 851:138586, 2024.
- [46] I. Dankovsky, E. Babichev, D. Gorbunov, S. Ramazanov, and A. Vikman. Revisiting evolution of domain walls and their gravitational radiation with CosmoLattice. 6 2024.
- [47] Ya. B. Zeldovich, I. Yu. Kobzarev, and L. B. Okun. Cosmological Consequences of the Spontaneous Breakdown of Discrete Symmetry. *Zh. Eksp. Teor. Fiz.*, 67:3–11, 1974.
- [48] Edward W. Kolb. *The Early Universe*, volume 69. Taylor and Francis, 5 2019.
- [49] A. Vilenkin and E. P. S. Shellard. *Cosmic Strings and Other Topological Defects*. Cambridge University Press, 7 2000.
- [50] Ricardo Z. Ferreira, Silvia Gasparotto, Takashi Hiramatsu, Ippei Obata, and Oriol Pujolas. Axionic defects in the CMB: birefringence and gravitational waves. *JCAP*, 05:066, 2024.
- [51] T. W. B. Kibble, George Lazarides, and Q. Shafi. Walls Bounded by Strings. *Phys. Rev. D*, 26:435, 1982.
- [52] John Preskill and Alexander Vilenkin. Decay of metastable topological defects. *Phys. Rev. D*, 47:2324–2342, 1993.
- [53] David I. Dunsky, Anish Ghoshal, Hitoshi Murayama, Yuki Sakakihara, and Graham White. GUTs, hybrid topological defects, and gravitational waves. *Phys. Rev. D*, 106(7):075030, 2022.
- [54] Steven Weinberg. Gauge and Global Symmetries at High Temperature. *Phys. Rev. D*, 9:3357–3378, 1974.
- [55] Masahiro Kawasaki and Fuminobu Takahashi. Late-time entropy production due to the decay of domain walls. *Phys. Lett. B*, 618:1–6, 2005.
- [56] Hironori Hattori, Tatsuo Kobayashi, Naoya Omoto, and Osamu Seto. Entropy production by domain wall decay in the NMSSM. *Phys. Rev. D*, 92(10):103518, 2015.
- [57] Yang Bai, Ting-Kuo Chen, and Mrunal Korwar. QCD-collapsed domain walls: QCD phase transition and gravitational wave spectroscopy. *JHEP*, 12:194, 2023.
- [58] John Preskill, Sandip P. Trivedi, Frank Wilczek, and Mark B. Wise. Cosmology and broken discrete symmetry. *Nucl. Phys. B*, 363:207–220, 1991.
- [59] Marcelo Gleiser and Ronald Roberts. Gravitational waves from collapsing vacuum domains. *Phys. Rev. Lett.*, 81:5497–5500, 1998.
- [60] Ken’ichi Saikawa. A review of gravitational waves from cosmic domain walls. *Universe*, 3(2):40, 2017.
- [61] Nicklas Ramberg, Wolfram Ratzinger, and Pedro Schwaller. One μ to rule them all: CMB spectral distortions can probe domain walls, cosmic strings and low scale phase transitions. *JCAP*, 02:039, 2023.
- [62] P. A. R. Ade et al. Improved Constraints on Primordial Gravitational Waves using Planck, WMAP, and BICEP/Keck Observations through the 2018 Observing Season. *Phys. Rev. Lett.*, 127(15):151301, 2021.
- [63] Gabriella Agazie et al. The NANOGrav 15 yr Data Set: Evidence for a Gravitational-wave Background. *Astrophys. J. Lett.*, 951(1):L8, 2023.
- [64] J. Antoniadis et al. The second data release from the European Pulsar Timing Array - III. Search for gravitational wave signals. *Astron. Astrophys.*, 678:A50, 2023.
- [65] D. Gruber, L. Sousa, and P. P. Avelino. Stochastic gravitational wave background generated by domain wall networks. 3 2024.
- [66] H. Audley et al. **LISA** Collaboration. Laser Interferometer Space Antenna. 2017.
- [67] John Baker et al. The Laser Interferometer Space Antenna: Unveiling the Millihertz Gravitational Wave Sky. 7 2019.
- [68] Naoki Seto, Seiji Kawamura, and Takashi Nakamura. Possibility of direct measurement of the acceleration of the universe using 0.1-Hz band laser interferometer gravitational wave antenna in space. *Phys. Rev. Lett.*, 87:221103, 2001.
- [69] S. Kawamura et al. The Japanese space gravitational wave antenna DECIGO. *Class. Quant. Grav.*, 23:S125–S132, 2006.

- [70] Kent Yagi and Naoki Seto. Detector configuration of DECIGO/BBO and identification of cosmological neutron-star binaries. *Phys. Rev. D*, 83:044011, 2011. [Erratum: *Phys.Rev.D* 95, 109901 (2017)].
- [71] Soichiro Isoyama, Hiroyuki Nakano, and Takashi Nakamura. Multiband Gravitational-Wave Astronomy: Observing binary inspirals with a decihertz detector, B-DECIGO. *PTEP*, 2018(7):073E01, 2018.
- [72] Jeff Crowder and Neil J. Cornish. Beyond LISA: Exploring future gravitational wave missions. *Phys. Rev. D*, 72:083005, 2005.
- [73] Vincent Corbin and Neil J. Cornish. Detecting the cosmic gravitational wave background with the big bang observer. *Class. Quant. Grav.*, 23:2435–2446, 2006.
- [74] G. M. Harry, P. Fritschel, D. A. Shaddock, W. Folkner, and E. S. Phinney. Laser interferometry for the big bang observer. *Class. Quant. Grav.*, 23:4887–4894, 2006. [Erratum: *Class.Quant.Grav.* 23, 7361 (2006)].
- [75] Benjamin P Abbott et al. Exploring the Sensitivity of Next Generation Gravitational Wave Detectors. *Class. Quant. Grav.*, 34(4):044001, 2017.
- [76] David Reitze et al. Cosmic Explorer: The U.S. Contribution to Gravitational-Wave Astronomy beyond LIGO. *Bull. Am. Astron. Soc.*, 51(7):035, 2019.
- [77] M. Punturo et al. The Einstein Telescope: A third-generation gravitational wave observatory. *Class. Quant. Grav.*, 27:194002, 2010.
- [78] S. Hild et al. Sensitivity Studies for Third-Generation Gravitational Wave Observatories. *Class. Quant. Grav.*, 28:094013, 2011.
- [79] B. Sathyaprakash et al. Scientific Objectives of Einstein Telescope. *Class. Quant. Grav.*, 29:124013, 2012. [Erratum: *Class.Quant.Grav.* 30, 079501 (2013)].
- [80] Michele Maggiore et al. Science Case for the Einstein Telescope. *JCAP*, 03:050, 2020.
- [81] Anson Hook, Gustavo Marques-Tavares, and Davide Racco. Causal gravitational waves as a probe of free streaming particles and the expansion of the Universe. *JHEP*, 02:117, 2021.
- [82] Chiara Caprini, Ruth Durrer, Thomas Konstandin, and Geraldine Servant. General Properties of the Gravitational Wave Spectrum from Phase Transitions. *Phys. Rev. D*, 79:083519, 2009.
- [83] Rong-Gen Cai, Shi Pi, and Misao Sasaki. Universal infrared scaling of gravitational wave background spectra. *Phys. Rev. D*, 102(8):083528, 2020.
- [84] Michele Maggiore. *Gravitational Waves. Vol. 2: Astrophysics and Cosmology*. Oxford University Press, 3 2018.
- [85] C. J. A. P. Martins and E. P. S. Shellard. String evolution with friction. *Phys. Rev. D*, 53:575–579, 1996.
- [86] C. J. A. P. Martins and E. P. S. Shellard. Quantitative string evolution. *Phys. Rev. D*, 54:2535–2556, 1996.
- [87] C. J. A. P. Martins and E. P. S. Shellard. Extending the velocity dependent one scale string evolution model. *Phys. Rev. D*, 65:043514, 2002.
- [88] L. Sousa and P. P. Avelino. Stochastic Gravitational Wave Background generated by Cosmic String Networks: Velocity-Dependent One-Scale model versus Scale-Invariant Evolution. *Phys. Rev. D*, 88(2):023516, 2013.
- [89] Francesc Ferrer, Eduard Masso, Giuliano Panico, Oriol Pujolas, and Fabrizio Rompineve. Primordial Black Holes from the QCD axion. *Phys. Rev. Lett.*, 122(10):101301, 2019.
- [90] Graciela B. Gelmini, Anna Simpson, and Edoardo Vitagliano. Catastrogenesis: DM, GWs, and PBHs from ALP string-wall networks. *JCAP*, 02:031, 2023.
- [91] Graciela B. Gelmini, Jonah Hyman, Anna Simpson, and Edoardo Vitagliano. Primordial black hole dark matter from catastrogenesis with unstable pseudo-Goldstone bosons. *JCAP*, 06:055, 2023.
- [92] Yann Gouttenoire and Edoardo Vitagliano. Domain wall interpretation of the PTA signal confronting black hole overproduction. *Phys. Rev. D*, 110(6):L061306, 2024.
- [93] Yann Gouttenoire, Sokratis Trifinopoulos, Georgios Valogiannis, and Miguel Vanvlasselaer. Scrutinizing the primordial black hole interpretation of PTA gravitational waves and JWST early galaxies. *Phys. Rev. D*, 109(12):123002, 2024.
- [94] Yann Gouttenoire and Edoardo Vitagliano. Primordial black holes and wormholes from domain wall networks. *Phys. Rev. D*, 109(12):123507, 2024.
- [95] David I. Dunskey and Marius Kongsore. Primordial black holes from axion domain wall collapse. *JHEP*, 06:198, 2024.
- [96] Bo-Qiang Lu, Cheng-Wei Chiang, and Tianjun Li. Primordial black hole from domain wall fluctuations. 9 2024.
- [97] Zhen-Min Zeng, Jing Liu, and Zong-Kuan Guo. Enhanced curvature perturbations from spherical domain walls nucleated during inflation. *Phys. Rev. D*, 108(6):063005, 2023.
- [98] Torsten Bringmann, Pat Scott, and Yashar Akrami. Improved constraints on the primordial power spectrum at small scales from ultracompact minihalos. *Phys. Rev. D*, 85:125027, 2012.

SUPPLEMENTAL MATERIAL

“Gravitational Waves with Domain Wall Dominance”

Sungwoo Hong, Sung Mook Lee, Qiuyue Liang

S-I. VOS MODEL

Velocity-dependent One-Scale (VOS) model is first introduced for cosmic string and captures the scaling behavior in RD and MD [85–88]. For the DW network, it was adopted in [41–43]. We will use VOS model for DW with some extrapolations, to infer the behavior of the DW-network beyond RD/MD, even when DW energy density dominates the universe.

Two governing equations are

$$\frac{dv_w}{dt} = (1 - v_w^2) \left(\frac{k_w}{L} - 3Hv_w \right). \quad (\text{S-1})$$

and

$$\frac{d\rho_w}{dt} + H(1 + 3v_w^2)\rho_w = -\frac{c_w v_w}{L}\rho_w - p_{\text{GW}} \quad (\text{S-2})$$

where v_w is root-mean-squared (rms) velocity of the wall, and L is a typical curvature radius scale $L = \sigma/\rho_w$, with σ and ρ_w being the surface tension and the energy density of the domain wall, respectively. Terms proportional to H represent the dilution (for both velocity and energy) due to the Hubble expansion. Phenomenologically, the term associated with k_w in Eq. (S-1) accounts for the acceleration from the presence of the curvature of the domain wall (i.e. tension of DW), and the term associated with c_w in Eq. (S-2) accounts for the loss of the energy from the intercommunication among DWs.

We also added p_{GW} -term on the right-hand side in Eq. (S-2) to take into account the energy (power) loss through gravitational wave production. This is mostly negligible except at onset of the domain wall dominance. c_w and k_w should be calibrated with the numerical simulations. Results from simulations performed assuming MD/RD universe tell us that $(c_w, k_w) \simeq (0.5, 1)$ [42, 43]. We note that this may not be true for DWD era, but we do not think this changes our results significantly because we are mainly concerned with the GW production during the scaling regime as explained in Sec. III, i.e. GW production in DWD-phase is suppressed. Also, in general, c_w is believed to be a constant, while k_w may have a mild v_w dependence [42].

Under the assumption that the typical distance among DWs is also given by the same scale L (hence justifying the name ‘one-scale’ model), i.e. $\rho_w = \sigma/L$, we get an equation for L :

$$\frac{dL}{dt} = (1 + 3v_w^2)HL + c_w v_w + \frac{L^2}{\sigma} \frac{d\rho_w}{dt}. \quad (\text{S-3})$$

It may be worth mentioning that we have neglected effects of the frictional force caused by the particle scattering. This is model-dependent and it is likely that addition of friction will not change the overall conclusion significantly. For a decelerating power-law expansion of the universe including RD and MD universe, $a(t) \propto t^\lambda$ with $0 < \lambda < 1$, there exists an attractor solution $L = \xi t$ with $\xi \sim \mathcal{O}(1)$ and constant v_w . We note that, at earlier stages of scaling regime, we can neglect GW production captured by p_{GW} -term. Therefore, with $L \sim t \sim H^{-1}$, DW world-volume within a Hubble time per Hubble volume $n_{\text{DW}} \sim L^2 t / H^{-3} \sim \mathcal{O}(1)$ during RD and MD, i.e. on average we have $\mathcal{O}(1)$ DW in a Hubble volume.

S-II. FLUCTUATION FROM DW NETWORKS

The existence of DWs in the early universe can also generate scalar perturbations, potentially leading to large inhomogeneities, which may be constrained by the CMB or large-scale structure (LSS). In this section, we briefly discuss these aspects. (Fluctuations from DW networks could also result in primordial black hole production [89–96]. It is of interest to understand how these considerations are modified in the DWD scenario.)

Let us assume that the number density fluctuation of domain wall follows Poisson distribution at the time of its decay t_D . Then probability of finding n walls in a volume $V = R^3$ with some length scale R is given by

$$\mathbb{P}(n, R) = \frac{(\bar{n}R^3)^n}{n!} \exp(-\bar{n}R^3) \quad (\text{S-4})$$

where \bar{n} is the average comoving number density. At the time of its decay, it would be

$$\bar{n} \sim (a_{\text{weq}} H_{\text{weq}})^3 \left(\frac{a_{\text{weq}}}{a_D} \right) \simeq (a_{\text{weq}} H_{\text{weq}})^3 \left(\frac{k_{\text{weq}}}{k_D} \right)^2 \quad (\text{S-5})$$

where we assumed the value of the scaling regime (roughly one DW per one Hubble volume) at the beginning of DWD era, and then took into account the dilution during DWD $\propto a^{-1}$.

The variance in the number density is given by

$$\sigma_n(R)^2 = \langle (n - \bar{n})^2 \rangle_R = \frac{\bar{n}}{R^3} \quad (\text{S-6})$$

Therefore, as we consider larger volume (i.e. larger R), the distribution is more coarse-grained, hence variance decreases.

Then, the energy contrast becomes

$$\delta = \frac{\Delta \rho_{\text{tot}}}{\bar{\rho}_{\text{tot}}} \simeq \frac{\Delta \rho_w}{\bar{\rho}_w} \quad (\text{S-7})$$

where $\rho_{\text{tot}} = \rho_r + \rho_w$ and we assumed DW distribution is the only source of the fluctuation and total energy density is also dominated by ρ_w at that time. Then, corresponding variance is given by

$$\sigma_\delta(R) = \sqrt{\langle \delta^2 \rangle_R} = \frac{\sqrt{\langle (\Delta \rho_w)^2 \rangle_R}}{\bar{\rho}_w} \simeq \frac{1}{\sqrt{\bar{n} R^3}} \simeq (a_{\text{weq}} H_{\text{weq}} R)^{-3/2} \left(\frac{k_D}{k_{\text{weq}}} \right) \quad (\text{S-8})$$

where we used $\bar{\rho}_w = M_w \bar{n}$ and $\sqrt{\langle (\Delta \rho_w)^2 \rangle} = M_w \sqrt{\langle (\Delta n)^2 \rangle} = M_w \sqrt{\bar{n}/R^3}$. (See [96] for the application of the similar consideration for PBH production in RD universe.)

In momentum space, let us take the power spectrum of δ to be

$$\mathcal{P}_\delta(k) = A \left(\frac{k}{k_{\text{UV}}} \right)^m \quad (k \leq k_{\text{UV}}) \quad (\text{S-9})$$

with some coefficient A and power m which will be determined soon and $k_{\text{UV}} \simeq k_D$ corresponding to the Hubble scale at the time of consideration [97], and we will neglect contributions from modes with smaller than k_D . Introducing Gaussian window function,

$$\sigma_\delta^2|_{t=t_D} = \int_0^{k_{\text{UV}}} \frac{dk}{k} P_\delta(k) \exp(-k^2 R^2) \simeq \frac{1}{2} \Gamma\left(\frac{n}{2}\right) A (a_D H_D R)^{-m} \quad (\text{S-10})$$

where $\Gamma(x)$ is Gamma function, and we can match with Eq. (S-8) to determine $m = 3$ as well as A .

$$\mathcal{P}_\delta(k) = \begin{cases} \frac{4}{\sqrt{\pi}} \left(\frac{k_D}{k_{\text{weq}}} \right)^2 \left(\frac{k}{k_{\text{weq}}} \right)^3 & (k \leq k_D) \\ 0 & (k > k_D) \end{cases} \quad (\text{S-11})$$

From CMB and LSS observations, we can probe the range (see, for instance, [98])

$$k_{\text{CMB}} \in (10^{-3}, 10^{-1}) \text{ Mpc}^{-1}, \quad k_{\text{LSS}} \in (10^{-1}, 3) \text{ Mpc}^{-1}. \quad (\text{S-12})$$

We have $P_{\mathcal{R}} \simeq 2 \times 10^{-9}$ at these scales, with fluctuations at the level of

$$\frac{\Delta \mathcal{P}_{\mathcal{R}}}{\mathcal{P}_{\mathcal{R}}} \lesssim \begin{cases} 10^{-2} & (\text{CMB}) \\ 10^{-1} & (\text{LSS}) \end{cases} \quad (\text{S-13})$$

where we take $\Delta \mathcal{P}_{\mathcal{R}} \sim \mathcal{P}_\delta(k)$ from domain walls, Eq. (S-11).

S-III. TENSOR PERTURBATION AND CAUSALITY TAIL WITH DOMAIN WALL DOMINANCE

A. Propagation of Tensor Perturbation

For a tensor perturbation of the metric $g_{\mu\nu} = \eta_{\mu\nu} + h_{\mu\nu}$ with $|h_{\mu\nu}| \ll 1$, the evolution equation is given by

$$h'' + 2\mathcal{H}h' - \nabla^2 h = a^2 \frac{32\pi G\rho}{3} \Pi^{\text{TT}} \quad (\text{S-14})$$

where we suppressed the tensor index denoting the polarization, and $'$ denotes the derivative with respect to the conformal time $\eta = \int dt/a(t)$. Also, $\mathcal{H} \equiv a'/a$, and $\Pi_{\lambda}^{\text{TT}}$ is the transverse, traceless part of the anisotropic stress, which is the only part in a source term relevant for the generation of GW.

For its propagation, we can set $\Pi^{\text{TT}} = 0$. Defining $f \equiv a(\eta)h$, the evolution equation simplifies to

$$f'' + \left(k^2 - \frac{a''}{a}\right) f = 0. \quad (\text{S-15})$$

Therefore, for subhorizon mode ($k \gg \mathcal{H}$)

$$h(a(\eta), k) = \frac{1}{a(\eta)} [c_1 e^{ik\eta} + c_2 e^{-ik\eta}] \propto a^{-1} \quad (\text{S-16})$$

while for superhorizon mode ($k \ll \mathcal{H}$),

$$h(a(\eta), k) = c_1 + c_2 \int \frac{1}{a^2(\eta)} \propto a^0 \quad (\text{S-17})$$

where we have neglected the decaying part to obtain an overall scaling. Hence, we see that the amplitude is frozen on superhorizon, while it decays as $\propto a^{-1}$ on subhorizon. In the main text and in Sec. IIIB, these facts are used to derive transfer functions \mathcal{T} depending on comoving momentum and the GW production time.

B. Causality Tail with Domain Wall Dominance

To determine full spectral shape of SGWB, we need to consider the causality tail in more detail. While in RD universe, it is well known that the causality tail have the spectral shape of k^3 at low frequency [82], it may deviate for different background evolution. This was studied in [81] and we review the main idea here for the sake of completeness. Along the way, we will see that due to the presence of the superhorizon evolution, an important characteristic of DWD, we have to slightly generalize the results of [81], which we will describe below.

Let us consider the GW generation/evolution with a source $J(\tau) = J_* \delta(\tau - \tau_*)$ at some (conformal) time τ_* on the RHS of Eq. (S-14):

$$h'' + 2\mathcal{H}h' + k^2 h = J_* \delta(\tau - \tau_*). \quad (\text{S-18})$$

Imposing $h(\tau) \equiv 0$ for $\tau < \tau_*$ dictated by causality and continuity of the solution, and integrating both sides over an infinitesimal interval $(\tau_* - \epsilon, \tau_* + \epsilon)$ result in a condition: $h'_*(\tau_* + \epsilon) = J_*$. Hence, the problem of interest is equivalent to solving

$$h'' + 2\mathcal{H}h' + k^2 h = 0 \quad (\text{S-19})$$

with initial conditions

$$h(\tau_*) = 0, \quad h'(\tau_*) = J_*. \quad (\text{S-20})$$

The energy density of GW is given by

$$\rho_{\text{GW}}(\mathbf{x}, \tau) \sim \frac{1}{32\pi G a^2} \langle h'(\mathbf{x}, \tau) h'(\mathbf{x}, \tau) \rangle \quad (\text{S-21})$$

and we can write the GW power spectrum as

$$\frac{d\Omega_{\text{GW}}}{d \ln k} \equiv \frac{1}{\rho_c} \frac{d\rho_{\text{GW}}}{d \ln k} \propto \frac{k^5}{a^2} P_h(k, \tau). \quad (\text{S-22})$$

where dimensionful power spectrum is defined as $\langle h(k, \tau) h(k', \tau) \rangle = (2\pi)^3 \delta^3(k - k') P_h(k, \tau)$ in momentum space and we used $h' \sim kh$. An additional k^3 comes from the phase space factor appearing when Eq. (S-21) is Fourier transformed into momentum space to get Eq. (S-22). Therefore, the problem of determining the spectral shape turns into figuring out the k -dependence of the power spectrum P_h , which in turn is same as finding k scaling of h by solving Eqns. (S-19) and (S-20).

Let us consider a superhorizon mode at the time of its generation ($k \ll \mathcal{H}_*$). This is equivalent to the problem of over-damped harmonic oscillator. The velocity quickly (roughly within a single e -fold) vanishes and the initial conditions evolve into

$$h'(\tau_*) \rightarrow 0, \quad h(\tau_*) \sim \frac{J_*}{\mathcal{H}_*}. \quad (\text{S-23})$$

The over-damping picture shows that superhorizon evolution has an effect of suppressing the fluctuation. However, there exists a competing effect that enhances the power: namely, on superhorizon, the amplitude is frozen vs decays as $\propto a^{-1}$ on subhorizon. Therefore, an initially superhorizon mode is first frozen until it enters into the horizon at τ_k such that $\mathcal{H}(\tau_k) = k$, and starts decaying as $\propto a^{-1}$:

$$h \simeq \frac{a(\tau_k)}{a(\tau)} \frac{J_*}{\mathcal{H}_*} \sin k\tau. \quad (\text{S-24})$$

For the mode entering to the horizon during RD, we can use $a \propto \tau$ and $\mathcal{H} = 1/\tau \propto a^{-1}$ to obtain

$$h \simeq \frac{a(\tau_k)}{a(\tau)} \frac{J_*}{\mathcal{H}_*} = \frac{a(\tau_*)}{a(\tau)} \frac{J_*}{k} \propto \frac{1}{k} \quad (\text{S-25})$$

and therefore $\Omega_{\text{GW}} \propto k^3$, as expected. However, note that this depends on when the mode enters the horizon: RD, MD, or else, e.g. DWD. For instance, for in the case of MD, $k = \mathcal{H}(\tau_k) = \left(\frac{a(\tau_*)}{a(\tau_k)} \right)^{1/2} \mathcal{H}_*$ so that $h \propto k^{-2}$ and $\Omega_{\text{GW}} \propto k$, different from k^3 . In Ref. [81], it is shown that for the equation of state w , $\Omega \propto k^{\frac{15w+1}{3w+1}}$.

In the case of domain wall dominance, the situation is a bit more involved, because of the presence of partial subhorizon/superhorizon evolutions during its propagation. For domain wall, source is not localized in time, but rather long-lived. However, recalling that the dominant contribution comes from production at the latest time, we can use the same argument for that time slice as before.

If $k < k_{\text{weq}}$, the mode enters subhorizon at RD and the above calculation holds, leading to

$$\Omega_{\text{GW}} \propto k^3 \quad (k < k_{\text{weq}}) \quad (\text{S-26})$$

On the other hand, for $k > k_{\text{weq}}$, the situation is different. Especially, for modes $k_{\text{weq}} < k < k_D$, there exists three times when k becomes equal to comoving Hubble radius: $a_{1,2,3}$ as defined in Sec. IIIB (see Fig. 1). Then, the mode enters the horizon during the (early) RD at a_1 , and suffers subhorizon evolution for a while, then it exits the horizon at a_2 and re-enters once again at a_3 .

Therefore, the solution becomes

$$h \simeq \left(\frac{a_3}{a(\tau)} \right)^1 \left(\frac{a_2}{a_3} \right)^0 \left(\frac{a_1}{a_2} \right)^1 \frac{J_*}{\mathcal{H}_*}. \quad (\text{S-27})$$

As before, $a_1 = a(\tau_*) \mathcal{H}_*/k$ and now we have an additional factor to take into account.

$$\frac{a_3}{a_2} = \frac{a(\tau_D)}{a_2} \cdot \frac{a_3}{a(\tau_D)} = \left(\frac{\mathcal{H}_D}{\mathcal{H}_2} \right)^2 \left(\frac{\mathcal{H}_D}{\mathcal{H}_3} \right) = \left(\frac{k_D}{k} \right)^3. \quad (\text{S-28})$$

where $\mathcal{H}_i \equiv \mathcal{H}(a_i)$ and we used that $k = \mathcal{H}_i$ for $i = 1, 2, 3$. Hence,

$$h \simeq \left(\frac{a_3}{a_2} \right) \frac{a(\tau_*)}{a(\tau)} \frac{J_*}{k} \propto k^{-4} \quad (\text{S-29})$$

giving

$$\Omega_{\text{GW}} \propto k^5 \cdot k^{-8} = k^{-3} \quad (k_{\text{weq}} < k < k_*) . \quad (\text{S-30})$$

We can also generalize the situation for arbitrary equation of states during accelerated phase, $w < -1/3$ with scale factor $a(t) \propto t^{\frac{2}{3(1+w)}}$. Domain wall dominance with $a(t) \propto t^2$ corresponds to the case of $w = -2/3$. This just modifies the power of $(\mathcal{H}_D/\mathcal{H}_2)$ term from 2 to $-2/(3w+1)$, resulting in $h \propto k^{-\frac{6w}{1+3w}}$, or $\Omega_{\text{GW}} \propto k^{\frac{5+3w}{1+3w}}$. For $w = -2/3$, this reduces to $\Omega \propto k^{-3}$ as expected.

S-IV. BACK-OF-THE-ENVELOPE CALCULATION

In this section, we provide back-of-the-envelope calculation and explain the parametric dependence of the SGWB presented in the main text denoted by \mathcal{A} .

To make the situation simpler, let us assume that the scaling solution holds all the way to the very vicinity of the domain wall dominance, equivalently setting $r = 1$. Then, we are mainly interested in the peak amplitude at $k = k_{\text{weq}}$. This mode enter the horizon again when the scale factor have the value

$$a_* = a_{\text{eq}} \left(\frac{k_{\text{eq}}}{k_{\text{weq}}} \right) = a_D \left(\frac{a_{\text{weq}}}{a_D} \right)^{-1/2}. \quad (\text{S-31})$$

Using the quadrupole formula applied to the scaling regime, the GW energy density is estimated to be of order

$$\rho_{\text{GW,weq}} \sim G\sigma^2 \quad (\text{S-32})$$

at the time of wall-radiation equality. Then, at the time of horizon re-entry, the energy density of GW is diluted as

$$\rho_{\text{GW},*} = \rho_{\text{GW,weq}} \left(\frac{a_{\text{weq}}}{a_*} \right)^2. \quad (\text{S-33})$$

Here, we used that the amplitude of the fluctuation freezes during the superhorizon evolution, hence the GW energy density dilutes only as $\propto a^{-2}$. This can be seen from Eq. (S-22) using $h \sim a^0$ on superhorizon. On the other hand, After the horizon re-entry, ρ_{GW} redshifts as $\propto a^{-4}$ since $h \sim a^{-1}$ on subhorizon:

$$\rho_{\text{GW,eq}} = \rho_{\text{GW},*} \left(\frac{a_*}{a_{\text{eq}}} \right)^4 = \rho_{\text{GW,weq}} \left(\frac{a_{\text{weq}}}{a_*} \right)^2 \left(\frac{a_*}{a_{\text{eq}}} \right)^4 = \rho_{\text{GW,weq}} \left(\frac{t_{\text{weq}}}{t_{\text{eq}}} \right)^2. \quad (\text{S-34})$$

where we used

$$a_D = a_{\text{eq}} \left(\frac{t_D}{t_{\text{eq}}} \right)^{1/2}, \quad a_{\text{weq}} = a_D \left(\frac{t_{\text{weq}}}{t_D} \right)^2 = a_{\text{eq}} \left(\frac{t_D}{t_{\text{eq}}} \right)^{1/2} \left(\frac{t_{\text{weq}}}{t_D} \right)^2 \quad (\text{S-35})$$

in the last equality.

It is noteworthy that the final expression Eq. (S-34) is independent of the power λ in the background evolution $a \propto t^\lambda$ as long as $\lambda > 1$. This guarantees that the amplitude of the peak is independent of when DWs decay into radiation. This is consistent with the fact that superhorizon mode is not sensitive physics on subhorizon (e.g. decay of domain walls). The information of t_D is indirectly encoded in the observed peak frequency as it affects the way frequency redshifts. The expression Eq. (S-34) can be further simplified by using $t_{\text{weq}} \sim M_P^2/\sigma$, and we get

$$\rho_{\text{GW,eq}} \sim G\sigma^2 \left(\frac{M_P^2}{\sigma t_{\text{eq}}} \right)^2 = \frac{M_P^2}{t_{\text{eq}}^2} \sim M_P^2 H_{\text{eq}}^2 \quad (\text{S-36})$$

so that

$$\rho_{\text{GW},0} \sim a_{\text{eq}}^4 M_P^2 H_{\text{eq}}^2. \quad (\text{S-37})$$

We notice that this final answer is independent of the wall tension σ , as discussed in Sec. III C. Finally, we get

$$\Omega_{\text{GW}} \sim \frac{\rho_{\text{GW},0}}{\rho_{c,0}} \sim \frac{a_{\text{eq}}^4 M_P^2 H_{\text{eq}}^2}{M_P^2 H_0^2} \sim \frac{a_{\text{eq}}^4 H_{\text{eq}}^2}{H_0^2} \quad (\text{S-38})$$

which explains the parametric dependence of the \mathcal{A} we introduced in Sec. III C.

S-V. GENERAL FORMULAS

In this section, we provide more general formulas of the transfer functions \mathcal{T} and the GW spectrum beyond the ones presented in the main text.

A. Transfer Functions

Below, we provide the complete list of transfer functions.

- $t_e < t_D^*$

$$\mathcal{T}(a_e, k) = \begin{cases} \frac{a_3}{a_0} & (k < k_{\text{weq}}) \\ \left(\frac{a_1}{a_2}\right) \left(\frac{a_3}{a_0}\right) & (k_{\text{weq}} \leq k < k_D) \\ \left(\frac{a_1}{a_0}\right) & (k_D \leq k < a_e H_e) \\ \frac{a_e}{a_0} & (a_e H_e \leq k) \end{cases} \quad (\text{S-39})$$

- $t_D^* < t_e < t_{\text{weq}}$

$$\mathcal{T}(a_e, k) = \begin{cases} \frac{a_3}{a_0} & (k < k_{\text{weq}}) \\ \left(\frac{a_1}{a_2}\right) \left(\frac{a_3}{a_0}\right) & (k_{\text{weq}} \leq k < a_e H_e) \\ \left(\frac{a_e}{a_2}\right) \left(\frac{a_3}{a_0}\right) & (a_e H_e \leq k < k_D) \\ \frac{a_e}{a_0} & (k_D \leq k) \end{cases} \quad (\text{S-40})$$

- $t_{\text{weq}} < t_e < t_D$

$$\mathcal{T}(a_e, k) = \begin{cases} \frac{a_3}{a_0} & (k < a H_e) \\ \left(\frac{a_e}{a_2}\right) \left(\frac{a_3}{a_0}\right) & (a_e H_e \leq k < k_D) \\ \frac{a_e}{a_0} & (k_D \leq k) \end{cases} \quad (\text{S-41})$$

B. GW Spectrum

In the main text, we provide the form of GW spectrum for the case of $k_{\text{weq}} < k_r < k_D$ specifically choosing $\nu = 2$. Here, we provide the results for general ν as well as the results for the other case of $k_{\text{weq}} < k_D < k_r$.

- $k_{\text{weq}} < k_r < k_D$

$$h^2 \Omega_{\text{GW}}(k) \simeq \begin{cases} \frac{2r^\alpha(\nu-1)}{5-2\alpha-\nu} \mathcal{A} \left[\left(\frac{k}{k_{\text{weq}}}\right)^{-5-\nu} - \left(\frac{k}{k_{\text{weq}}}\right)^{-10+2\alpha} \right] & (k_{\text{weq}} < k < k_r) \\ \frac{2r^5(\nu-1)}{5-\nu} \mathcal{A} \left[\frac{r^{\alpha+\frac{\nu}{2}}(5-\nu) - 2r^{\frac{5}{2}}\alpha}{r^{\frac{5}{2}}(5-2\alpha-\nu)} \left(\frac{k}{k_r}\right)^{-5-\nu} - \left(\frac{k}{k_r}\right)^{-10} \right] & (k_r < k < k_D) \\ \frac{2(\nu-1)}{5-\nu} \mathcal{A} \left[\frac{r^\alpha(5-\nu) - 2r^{\frac{5}{2}-\frac{\nu}{2}}\alpha}{(5-2\alpha-\nu)} \left(\frac{k_D}{k_{\text{weq}}}\right)^{-5-\nu} \left(\frac{k}{k_D}\right)^{1-\nu} - \left(\frac{k_D}{k_{\text{weq}}}\right)^{-10} \left(\frac{k}{k_D}\right)^{-4} \right] & (k > k_D) \end{cases} \quad (\text{S-42})$$

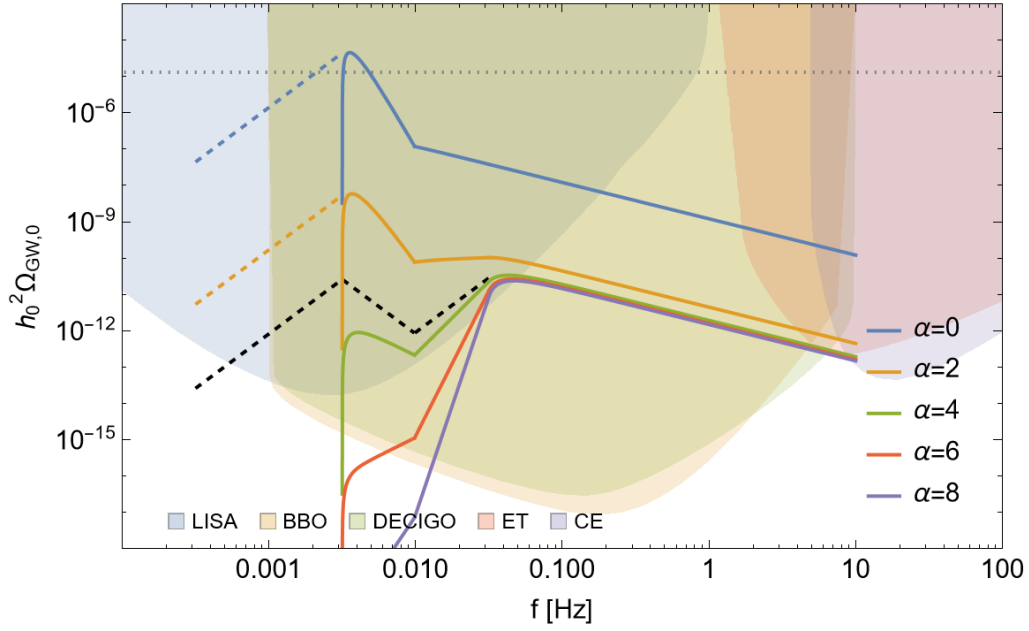


FIG. S-1. GW spectrum for the case case of $k_{\text{weq}} < k_D < k_r$, with parameters $\sigma = (1.4 \times 10^{10} \text{ GeV})^3$, $T_D = 2.3 \times 10^5 \text{ GeV}$, $r = 10^{-2}$. Black dashed line corresponds to lower bound from the causality tail.

• $k_{\text{weq}} < k_D < k_r$

$$h^2 \Omega_{\text{GW}}(k) \simeq \begin{cases} \frac{2r^\alpha(\nu-1)}{5-2\alpha-\nu} \mathcal{A} \left[\left(\frac{k}{k_{\text{weq}}} \right)^{-5-\nu} - \left(\frac{k}{k_{\text{weq}}} \right)^{-10+2\alpha} \right] & (k_{\text{weq}} < k < k_D) \\ \frac{2r^\alpha(\nu-1)}{5-2\alpha-\nu} \mathcal{A} \left[\left(\frac{k_{\text{weq}}}{k_D} \right)^{5+\nu} \left(\frac{k}{k_D} \right)^{-\nu+1} - \left(\frac{k_{\text{weq}}}{k_D} \right)^{10-2\alpha} \left(\frac{k}{k_D} \right)^{2\alpha-4} \right] & (k_D < k < k_r) \\ \frac{2r^2(\nu-1)}{5-\nu} \mathcal{A} \left[\left(\frac{k_{\text{weq}}}{k_D} \right)^6 \left(\frac{k}{k_p} \right)^4 - 2 \frac{2\alpha + r^{(2\alpha+\nu-5)/2}(\nu-5)}{2\alpha + \nu - 5} \left(\frac{k_{\text{weq}}}{k_D} \right)^6 \left(\frac{k}{k_r} \right)^{1-\nu} \right] & (k > k_r) \end{cases} \quad (\text{S-43})$$

In Fig. (S-1), for the purpose of illustration, we present one case with choices $\sigma = (1.4 \times 10^{10} \text{ GeV})^3$, $T_D = 2.3 \times 10^5 \text{ GeV}$, and $r = 10^{-2}$. For large α values, there clearly exists significant change of the spectrum, including the spectrum of the causality tail depicted in gray, which may be compared to the one shown in the main text, Fig. 4. For causality tail, modes with $k < k_{\text{weq}}$ and $k_D < k < k_r$ undergo horizon crossing only once during RD (the first is after the domain wall decay, and the second is before the wall domination, respectively), therefore the causality tail follows k^3 spectrum. On the other hand, for the modes with k in between, they do have k^{-3} spectrum due to multiple horizon crossings and related partial subhorizon evolution. As a results, for $\alpha > 7/2$, the GW spectrum is hardly sensitive to the values of α .