

Reinforcement Learning for Solving the Pricing Problem in Column Generation: Applications to Vehicle Routing

Abdo Abouelrous^{a,1}, Laurens Bliek^a, Adriana F. Gabor^b, Yaoxin Wu^a, Yingqian Zhang^a

^a*Department of Information Systems, Faculty of Industrial Engineering and Innovation Sciences, Technical University Eindhoven, The Netherlands*

^b*Department of Mathematics, College of Computing and Mathematical Sciences, Khalifa University, United Arab Emirates*

Abstract

In this paper, we address the problem of Column Generation (CG) using Reinforcement Learning (RL). Specifically, we use a RL model based on the attention-mechanism architecture to find the columns with most negative reduced cost in the Pricing Problem (PP). Unlike previous Machine Learning (ML) applications for CG, our model deploys an end-to-end mechanism as it independently solves the pricing problem without the help of any heuristic. We consider a variant of Vehicle Routing Problem (VRP) as a case study for our method. Through a set of experiments where our method is compared against a Dynamic Programming (DP)-based heuristic for solving the PP, we show that our method solves the linear relaxation up to a reasonable objective gap within 9% in significantly shorter running times, up to over 300 times faster for instances with 100 customers.

Keywords: Reinforcement Learning, Attention Mechanism, Column Generation, Pricing Problem, Vehicle Routing Problem

1. Introduction

Many real-life decision-making problems such as planning, vehicle routing, scheduling problems can be solved by employing Combinatorial Optimization (CO) techniques. In a practical setting, the focus is not on obtaining optimal solutions but rather on obtaining solutions of reasonably good quality in a short time. This is not only because optimal solutions entail long run-times which is not suitable for real-time decision-making, but also may not be so optimal when implemented in practice due to the computational approximations involved. Furthermore, optimal solutions are often subject to constant change due to changing circumstances in the operational environment (Horvitz (2013), Kwakkel et al. (2016), Albar & Jetter (2009), Watson & Holmes (2016)).

Many methods have been developed to address CO problems. These problems can often be modeled by large integer programs and solved by Column Generation (CG) based algorithms, such

Email addresses: a.g.m.abouelrous@tue.nl (Abdo Abouelrous), l.bliek@tue.nl (Laurens Bliek), adriana.gabor@ku.ac.ae (Adriana F. Gabor), y.wu2@tue.nl (Yaoxin Wu), yqzhang@tue.nl (Yingqian Zhang)

¹corresponding author

as branch and price algorithms, that solve the Linear Program (LP) relaxation at each node in a branch- and- bound procedure by a CG approach (Desaulniers et al. (2006)).

A complete explanation of CG can be found in Feillet (2010). The idea behind CG is to start with a LP containing a small number of variables, called the Restricted Master Problem (RMP) and add columns with negative reduced costs successively, assuming a minimization criterion. To find the columns with negative reduced costs, a pricing problem (PP) needs to be solved repeatedly until no columns with negative reduced costs can be added. The art of designing efficient CG based algorithms is in reformulating the problem such that the Pricing problem can be solved efficiently (Václavík et al. (2018)). In many CO problems that are solved with CG, the PP is an Elementary Shortest Path Problem with Resource Constraints (Morabit et al. (2023)). This is a routing problem that strives to find the shortest path from a starting point to an end point without violating constraints on the resources consumed by the path such as vehicle capacity. Solving this problem exactly is a complex task as it is NP-hard (Dror (1994)).

Historically, the PP has been treated by Dynamic Programming (DP)-based heuristics such as labeling algorithms. For some problems instances of ESPPRC such as those encountered in difficult Vehicle Routing Problem (VRP) instances, labeling algorithms can be computationally demanding. Examples include large-scale instances or instances with wide time windows where many feasible routes exist. Furthermore, the success of these methods is mainly due to the hand-crafted configurations that may make it difficult to replicate or even generalize to other problems.

Consequently, there has been a recent initiative in the Machine Learning (ML) domain to counter the computational challenges invoked by DP-based methods. ML techniques can be seen as an alternative to making decisions in a principled way, with methods such as deep learning being well-suited to problems characterized by a high-dimensional space (Bengio et al. (2021)). These methods make use of data from the operational environment (Giuffrida et al. (2022)) by extracting information from the solution structure which heuristic do not exploit (d O Costa et al. (2020)). This helps to define a more guided search procedure. While the solution distribution is not known, the solution generation is performed statistically with the help of mathematical optimization (Bengio et al. (2021)).

Another advantage of ML algorithms is that they can learn from the collective expert knowledge and build on it to extend to other problems (Bengio et al. (2021)). For instance, different problems can be repeatedly solved by learning common solution structures (Khalil et al. (2017)). Although the training of ML methods – which normally happens offline is not trivial, the methods can be quickly applied to solve the problem on different instances thereafter (Zhang et al. (2021)).

Mazyavkina et al. (2021) stresses the added value of ML methods in solving CO problems with many successful applications such as in d O Costa et al. (2020), Hottung & Tierney (2020), Nazari

et al. (2018), and Kool et al. (2018). For CG, however, ML methods have been previously used mainly for pre- and post - processing the PP and not to solve the PP itself. Most often, they use a DP to solve the PP, carrying forward the associated computational predicaments.

In this paper, we propose the first ML model that directly and independently solves the PP in CG using Reinforcement Learning (RL). We refer to our model whose function is to optimize the PP as POMO-CG. Our model iteratively constructs columns by adding one node after another until a feasible column is generated. The RL model strives to generate columns with minimum reduced cost at every CG iteration - given a minimization objective. This is in contrast to work like Chi et al. (2022) and Morabit et al. (2021) where the ML model deals with selection of pre-generated columns rather than generating them itself.

Pursuing the columns with most negative reduced cost should theoretically speed up convergence (Lübbecke & Desrosiers (2005)). This pursuit has been largely obstructed by the associated computational burden it invokes as pricing problems are often NP-hard. To that end, we use ML to efficiently the search for columns with large negative reduced costs.

The paper is organized as follows. In Section 2 we discuss related literature and our contribution. Section 3 describes the general framework for training Deep Reinforcement Learning to generate new columns for the CG scheme. Section 4 contains an application of the framework to capacitated VRP with time windows (C-VRPTW). In Section 5 we present the set-up of the numerical experiments and discuss the obtained results. Section 6 offers a discussion that compares our method with many other established CG methods. Finally, Section 7 affirms our conclusions.

2. Previous Work

Many of the PPs in CG can be solved by using Dynamic Programming (DP)-based methods. Labeling Algorithms (Desaulniers et al. (2010)) such as the one proposed in Desrochers et al. (1992) and its many variants (see Boland et al. (2006) and Chabrier (2006)), have been at the forefront of solving the PP in applications like VRP. For large instances, these methods often require significant storage space and computational resources. In many cases, in order to improve efficiency, the search space is restricted by means of dominance rules, which are problem specific. Furthermore, to speed up the computation time during a branch and bound procedure, most of these methods relax some constraints at the expense of generating weaker lower bounds for the master problem, which may result in slower convergence (Feillet et al. (2004)).

Exact approaches to solving the PP like the ones proposed in Feillet et al. (2004) and Lozano et al. (2016), strive to rectify this shortcoming. For instance, Feillet et al. (2004), adapts labeling algorithms to account for the elementary constraints which allow a route to visit a customer multiple times. On the other hand, the procedure proposed in Lozano et al. (2016) makes use of a bounding

scheme to prune the solution space of the PP. However, both methods struggle with more challenging instances such as instances with large time windows or clustered customer locations. Although the algorithm proposed in [Lozano et al. \(2016\)](#) is competitive in performance, its running time may be compromised by the computation of bounds in the pre-processing step. In order to speed up the computation, many auxiliary techniques are often integrated with this method. These methods involve tuning many parameters that can be complicated without theoretical guidelines.

Faster local search-based heuristics to solve the PP have been proposed ([Guerriero et al. \(2019\)](#)). However, these methods are not always able to find columns with negative reduced costs, leading to premature convergence. As a result, they are often used as auxiliary techniques that support the aforementioned techniques. For the large part, many of these methods are hand-crafted, rendering them a challenge to develop and replicate ([Accorsi et al. \(2022\)](#)).

Recently, several ML procedures have been proposed to help solve the PP. Methods like the ones described in [Morabit et al. \(2023\)](#), [Morabit et al. \(2021\)](#), [Chi et al. \(2022\)](#) and [Xu et al. \(2023\)](#) help in solving the PP by either pre- or post-processing it. Specifically, [Morabit et al. \(2023\)](#) and [Morabit et al. \(2021\)](#) train a model with a complex architecture based on a Graph Neural Network (GNN), which, however, has little control over the columns generated. They both make use of Supervised Learning (SL) concepts by which columns are selected after generation in the former, and arcs are selected before generation in the latter. [Chi et al. \(2022\)](#), analogously, employs a framework for column selection with RL. Lastly, [Xu et al. \(2023\)](#) leverage RL to select a graph reduction heuristic before solving the PP with a labeling algorithm.

Since these methods do not solve the PP directly, they use labeling algorithms which induce other computational difficulties as explained above. Additionally, these methods often employ auxiliary techniques to maximize performance. These techniques may be difficult to replicate sometimes, adding to the complexity of the method, while they do not clearly quantify the added value of the associated ML models in improving performance. That said, the contributions of this paper can be summarized as follows:

- We propose the first ML model that directly and independently solves the PP of ESPPRC in a CG scheme.
- We show how training data for dual values can be generated to train ML models for solving PPs.
- We illustrate the potential of our method to achieve objective values of the LP-relaxation within a reasonable gap in much shorter times compared to a DP-based heuristic.

3. Reinforcement Learning for Column Generation

In this paper we propose a framework for using Deep Reinforcement Learning (DRL) for training a model (POMO-CG) to generate new columns efficiently. The suitability of RL arises from its applicability to sequential decision-making problems that can be solved by DP and expressed as Markov Decision Processes (MDP)s. As a PP in CG can be modeled as a DP where one column component is iteratively added after another, the RL agent can decide on the column component to be added. In the following sections, we elaborate on our RL model and its integration in CG.

3.1. POMO-CG Framework

The objective is for the RL model to learn to solve PPs of ESPPRC variants. It is, thus, trained on a sample of ESPPRC instances. In that sense, training is independent of the CG framework as the RL model only interacts with the PP environment without accounting for the RMP. This is in contrast to [Chi et al. \(2022\)](#) where the effect on the RMP is learned during column selection which can be a complicated learning task. After training, the RL agent is integrated in CG by directly solving the resulting PP in every iteration. Figure 1 illustrates the framework by which the pre-trained RL agent is integrated in the CG loop. The PP in concern depends on our choice of problem to be solved with CG. We give an example application in Section 4.

Once the master problem is solved, the dual values are extracted to formulate a PP. At each CG iteration, the RL agent iteratively solves the PP by taking into account problem features and (partial) column features. After the columns are generated by the agent, only the ones with negative reduced cost are added to the master problem. The procedure is repeated until the RL agent is unable to produce a column with negative reduced costs.

Our RL agent solves PPs independently without the interference of any heuristic. In ML terminology, such an approach is referred to as an end-to-end approach. The pseudo-code describing this approach is given in Algorithm 1, where the RL agent is specifically referred to in line 7. Note that this is the algorithmic translation of Figure 1.

3.2. MDP Formulation

To define the MDP, we make use of the following notation. Let s_t and a_t represent the state and the action taken in step t . Let S_t and A_t denote the state and action space at step t , respectively. Additionally, let r_t represent the reward collected after step t . s_t describes the current state of the problem and contains information used to decide which action a_t to take. Once a_t is performed, the MDP moves to state s_{t+1} and reward r_t is realized. The procedure is repeated a column is constructed.

For CG, the definitions of the state, action space and rewards depend on the PP being solved. In principle, the state s_t describes the PP and the current state of solving the PP. More precisely,

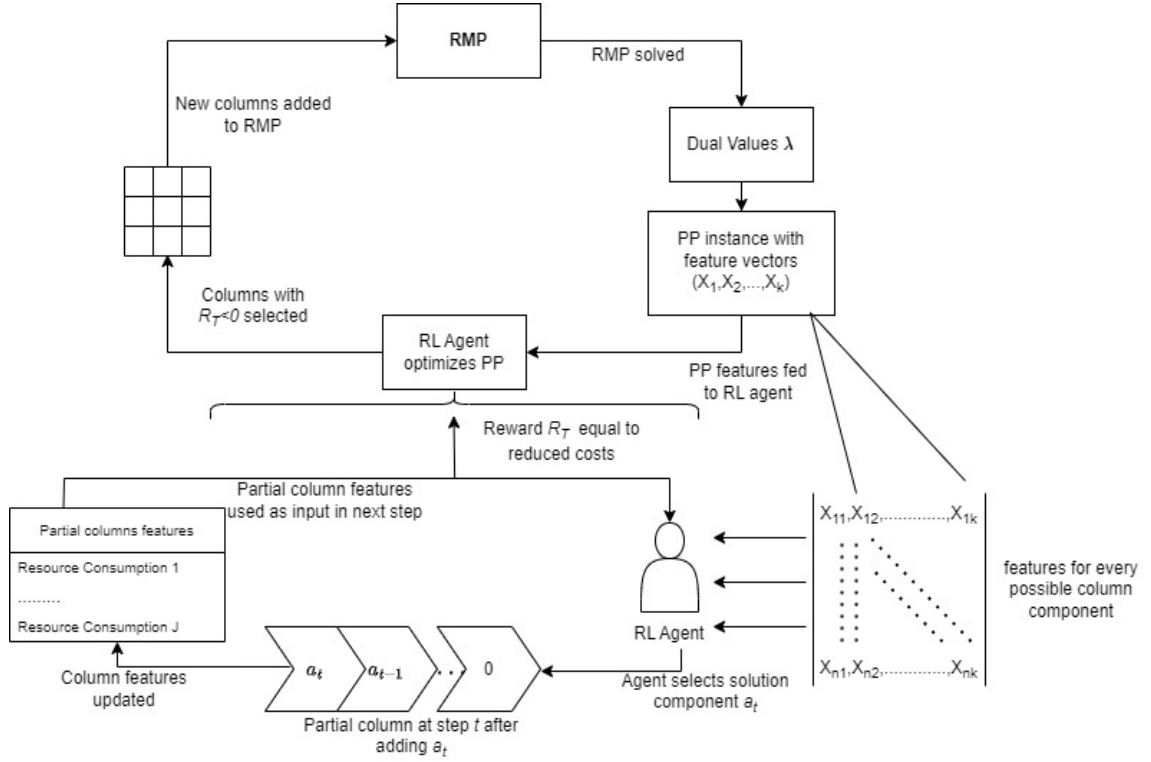


Figure 1 Visual illustration of our complete CG approach using pre-trained RL model.

Algorithm 1 RL for PP Optimization.

- 1: Input: CO problem instance, trained RL agent to solve the PP.
 - 2: Let Ω be the set of generated columns, and ω the set of columns generated in current iteration.
 - 3: Initialize columns; start with a subset of columns that compose Ω .
 - 4: Solve master problem with initial columns to generate duals.
 - 5: **while** columns with negative reduced costs exist and termination criteria not met. **do**
 - 6: Construct PP instance using duals from last master problem.
 - 7: Solve PP instance using RL agent to generate column(s).
 - 8: **if** columns with negative reduced costs are found : **then**
 - 9: Add these columns to ω .
 - 10: **else**
 - 11: Stop.
 - 12: **end if**
 - 13: Add ω to Ω .
 - 14: Re-solve master problem with Ω to generate new duals.
 - 15: **end while**
-

$s_t = (G_e, X_t)$, where G_e is a vector describing the static features of the problem such as parameter input that characterize the mathematical optimization model of the PP and X_t is a vector containing features describing the current (partial) solution to the PP at step t . Similarly, action $a_t \in A_t$ corresponds to a solution component to be added to the partial solution. For instance, in a routing problem, a_t can correspond to a customer (node) being added to a route at step t without violating the feasibility constraints. Lastly, the reward r_t typically measures the quality of the column being generated, like its reduced cost.

3.3. Model Architecture and Training

Since many PPs can be modeled as an ESPPRC, we propose to use an architecture from DRL domain for routing. Several DRL-based architectures have been proposed for routing problems in [Kool et al. \(2018\)](#) and [Kwon et al. \(2020\)](#). Both methods leverage an attention mechanism based on a Graph Attention Network ([Veličković et al. \(2017\)](#)) and make use of some benchmark algorithm known as the baseline in the loss function. [Kwon et al. \(2020\)](#), however, adjusts the loss function to account for multiple baselines that conjointly form the shared baseline used in training. The multiple baselines are constructed from a sampling strategy by the RL agent itself, with convergence attained once each of these baselines sufficiently approximates the shared baseline in average performance.

These end-to-end methods are known to be relatively consistent in performance as instances grow in size, while repeatedly demonstrating their superiority in the routing literature. As these methods are well suited for moderately sized VRP instances of around 100 customers like the ones we treat in this paper, we select the GNN architecture of [Kwon et al. \(2020\)](#) for our model.

The method in [Kwon et al. \(2020\)](#) employs different solution trajectories which can be very useful in a CG framework as the generation of multiple columns in one iteration is often needed to speed up convergence. Moreover, it resulted in an improved performance over a variety of routing problems compared to [Kool et al. \(2018\)](#). POMO-CG specifically makes use of an encoder-decoder architecture where the encoder treats the static features of the problem and the decoder works with dynamic features of the current solution. More precisely, the encoder generates embeddings of the graph’s nodes which are then used by the decoder alongside information pertaining to the current solution to formulate the state S_t described in Section 3.2.

An important consideration is that the GNN architecture was originally developed for routing problems where distances between the nodes are euclidean. In PPs, however, the arc lengths are generally not euclidean with respect to the node coordinates as we will see below when discussing the VRP example. As a result, applying [Kwon et al. \(2020\)](#) to this problem would offer new insights regarding its applicability beyond the conventional scope of Euclidean problems.

Model training is done using the REINFORCE algorithm ([Williams \(1992\)](#)) which specifies a gradient loss function $\mathcal{L}(\cdot)$. We summarize the training mechanism in Algorithm 2. For a more

detailed description of the training mechanism, we refer to [Kwon et al. \(2020\)](#) whose training configuration we use unless explicitly defined for some parameters in Section 5.

Algorithm 2 POMO-CG Training

```

1: Input: problem set  $\phi$ , problem size  $n$ , Nr. of epochs  $E$ , Nr. of instances per epoch  $I_e$ , batch
   size  $B$ , step size  $\alpha$ , initial model parameters  $\Theta$ .
2: for each of the  $E$  epochs. do
3:   Sample  $I_e$  ESPPRC problems in batches of  $B$  from problem set  $\phi$ .
4:   for each batch  $B$  do
5:     for each problem  $b$ . do
6:       Initiate  $n$  trajectories where, in each trajectory, node  $i \in \mathcal{V}$  is visited after the depot.
7:       The RL agent generates the solution in trajectory  $i$  with objective value  $r_i^b$ .
8:       Use average reward  $\frac{1}{n} \sum_{i=1}^n r_i$  to determine baseline  $\hat{r}_b$ .
9:     end for
10:    Calculate gradient  $\nabla_{\theta} = \frac{1}{Bn} \sum_{b=1}^B \sum_{i=1}^n \mathcal{L}(r_i^b - \hat{r}_b)$ 
11:    Update model parameters:  $\Theta = \Theta + \alpha \nabla_{\theta}$ 
12:  end for
13: end for

```

4. Example Application: C-VRPTW

To showcase the added value of the proposed ML model, we apply it to solve a common VRP variant, the Capacitated Vehicle Routing Problem with Time Windows (C-VRPTW). In this problem, vehicles start from a depot, and efficient routes need to be designed such that all customers are visited before the vehicles return to the depot. There are constraints on the vehicle capacity and on the customer time windows. Finally, there is a restriction on the time vehicles should return to the depot.

The pricing problem for this VRP variant is known as Elementary Shortest Path Problem with Resource Constraints and Time Windows (ESPRCTW) ([Chabrier \(2006\)](#)), which is a variant of ESPPRC. To the best of our knowledge, while ML methods have been previously proposed for the Traveling Salesman Problem (TSP) and VRP, there is no ML model to solve the ESPRCTW directly. In the following sections we describe the mathematical formulation of ESPRCTW, specify the MDP framework and how POMO-CG can be used in this context.

4.1. Mathematical Formulation

The ESPRCTW is defined on a graph with a set of nodes \mathcal{V} and a set of arcs \mathcal{A} . It involves finding a route of minimal length that starts from the depot -indexed 0, visits a subset of nodes, and returns to the depot while respecting capacity and time window constraints. Each node is located in a 2-D map, where the location is given by a vector (x_i, y_i) . Each node $i \in \mathcal{V}$ has demand q_i , service time s_i and time window $[a_i, b_i]$. Observe that the problem size n is equal to $|\mathcal{V}|$. For the depot, we have $q_0 = 0$, $s_0 = 0$, and $a_0 = 0$ while b_0 represents the operating horizon so that a

route must return to the depot by b_0 at the latest. Given dual values λ_j for $j \in \mathcal{V}$, the arc length is given by $p_{ij} = t_{ij} - \lambda_j$, with t_{ij} being the travel time from node i to j . Observe that p_{ij} is not a euclidean distances, whereas the architecture of [Kwon et al. \(2020\)](#) was originally developed for euclidean problems with strictly positive objective functions. In contrast, p_{ij} can take both positive or negative values, hence, standard shortest path algorithms cannot be used directly. By using this architecture to solve ESPRCTw, we demonstrate a new application of it.

The following variables are needed to formulate ESPRCTW as a mathematical model

- x_{ij} : binary variable indicating whether arc (i, j) is included in the path
- r_i : continuous variable representing the arrival time at node i

The objective function (1) represents the length of the path length. Constraints (2) and (3) require that a route starts and ends at the depot. Constraints (4) ensure flow conservation at each node on the path. Constraints (5) eliminate subtours. Constraints (6) ensure that the route capacity is not violated. Constraints (7) and (8) ensure that arrivals at any node respect the time windows.

$$\min \sum_{(i,j) \in \mathcal{A}} p_{ij} x_{ij} \quad (1)$$

$$s.t. \quad \sum_{(0,j) \in \mathcal{A}} x_{0j} = 1 \quad (2)$$

$$\sum_{(i,0) \in \mathcal{A}} x_{i0} = 1 \quad (3)$$

$$\sum_{(i,j) \in \mathcal{A}} x_{ij} - \sum_{(j,i) \in \mathcal{A}} x_{ji} = 0 \quad \forall i \in \mathcal{V} / \{0\} \quad (4)$$

$$\sum_{(i,j) \in \mathcal{A}: i,j \in \bar{\mathcal{V}}} x_{ij} \leq |\bar{\mathcal{V}}| - 1 \quad \forall \bar{\mathcal{V}} \subset \mathcal{V}, 1 < |\bar{\mathcal{V}}| < N \quad (5)$$

$$\sum_{(j,i) \in \mathcal{A}} q_i x_{ij} \leq Q \quad (6)$$

$$r_i + s_i + t_{ij} - M(1 - x_{ij}) \leq r_j \quad (i, j) \in \mathcal{A} \quad (7)$$

$$a_i \leq r_i \leq b_i \quad \forall i \in \mathcal{V} \quad (8)$$

$$x_{ij} \in \{0, 1\} \quad \forall (i, j) \in \mathcal{A}, \quad r_i \geq 0 \quad \forall i \in \mathcal{V}. \quad (9)$$

4.2. MDP Specification

Due to the density of the notation used in this section, we present the following table of parameters in [1](#).

An arbitrary ESPRCTW instance is characterized by static features (information) which compose the parameter input to the problem instance. Static features directly relate to the depot and

Notation	Meaning
\mathcal{V}	set of nodes in the graph.
\mathcal{A}	set of arcs in the graph.
s_t	state of PP solution in step t .
a_t	action taken at step t .
r_t	reward realized at after action a_t is applied.
T	time step at which episode ends by which all solution trajectories (see Section 3.3) have generated feasible columns.
G_e	matrix containing graph embeddings used as input to the RL’s encoder (see Section 3.3).
y_t	time consumed by current path at step t .
q_t	load of current path at step t .
l_t	last node added to the current path at step t . Equal to a_{t-1} .
m_t	mask signaling feasible nodes that can be visited by current path at step t .

Table 1 Explanation of notation used.

customer nodes. For ESPRCTW, the static features considered are (1) depot coordinates, (2) depot time windows, (3) node coordinates, (4) node time windows, (5) node demands, (6) node service times and (7) node dual values. These features represent a mathematical summary of the graph known as the graph embedding G_e which is a linear transformation of the form $W^x x_i + b^x$ where x_i is the feature vector of node i and W^x and b^x are learnable parameters of dimension $d_h = 128$ (Kool et al. (2018)).

Any solution to an ESPRCTW problem starts from a depot and visits a node thereafter - other than the depot, creating a partial path. This partial path is extended every time a node is added to it; consequently, the path’s features are updated. Suppose that at each step $t - 1$, a node a_{t-1} is added to the partial path. Accordingly, the path’s time y_t is updated as per the travel time to a_{t-1} , waiting due to early arrival before the time window and service time at a_{t-1} . Similarly, the load of the path, q_t , is updated by the additional demand of a_{t-1} . The masking mechanism m_t masks out nodes that can no longer be visited by the partial path after step $t - 1$. Finally, l_t , the last visited node by the path, is updated to a_{t-1} . The tuple (y_t, q_t, l_t, m_t) compose the dynamic features related to the path.

A path is considered complete when the depot is added at step $t = T$, after which we have a feasible route. The length of this route, as specified in (1) corresponds to its reduced cost. Note that not all customers must be visited which is an important feature of ESPRCTW. The transition tuples of the MDP are defined by the following:

- **State:** s_t describes the partial path generated from the last node addition a_{t-1} . When deciding on which node to add to the path, we make use of both static and dynamic features. We refer to a state as a tuple containing $(y_t, q_t, l_t, m_t, G_e)$. The state space S_t is such that $y_t, q_t \in \mathbb{R}$, $l_t \in \mathcal{V}$, $m_t \in \{0, 1\}^{\mathcal{V}}$ and $G_e \in \mathbb{R}^{\mathcal{V} \times d_h}$.
- **Action:** a_t is a node that can be added to the partial path (note that a_t coincides with l_{t+1}

in the next step). The action space $A_t = \mathcal{V} \setminus m_t$ is the set of nodes that can be added at step t without violating the constraints.

- **Reward:** We only consider terminal rewards r_T corresponding to the reduced cost of a route given by (1) and no other intermediate rewards, i.e. $r_t = 0$ for $t < T$. Using the total route length as the final undiscounted reward with no intermediate rewards for routing problems is motivated in works like [Kool et al. \(2018\)](#).

4.3. Feature Normalization

Feature normalization during encoding is often necessary especially for static features as this helps generalize the models to different problem instances. We employ the scaling techniques proposed in [Schmitt-Ulms et al. \(2022\)](#), where an orienteering problem similar to the the VRP we address is solved. The coordinates are scaled to be in $[0,1]$. The time components such as time windows, service times, and travel times of the customers are scaled by the upper-bound of the the depot’s time window which corresponds to the operational time horizon. The customer demand is scaled by the vehicle capacity as done in [Kwon et al. \(2020\)](#) for C-VRP. Finally, we scale the dual values by the upper-bound of the the depots time window to preserve the relative differences with travel times in $(t_{ij} - \lambda_j)$.

When scaling the prices, one needs to consider that the optimal objective values of the PP converge towards 0 throughout the course of the CG procedure. From a learning perspective, this might translate to decreased rewards for certain actions and distort the learning process. To guarantee consistency in the relationship between actions and rewards, we scale each price p_{ij} as follows; $p_{ij} = p_{ij} / \max(\text{abs}(\min(P)), \text{abs}(\max(P)))$ with P being the matrix of prices and $\text{abs}(\cdot)$ being the absolute value operator. The scaled values are multiplied by -1 in order to accommodate the RL convention for reward maximization.

5. Numerical Experiments

In this section we propose a set of numerical experiments in order to illustrate the viability of the proposed model. We train a POMO-CG model on different ESPRCTW instances with $n \in \{20, 50, 100\}$ nodes and then use it to solve a series of C-VRPTW instances. In accordance with previous studies on CG methods in the literature such as [Lozano et al. \(2016\)](#), we will illustrate POMO-CG by solving the root node of each C-VRPTW instance. The procedure, however, can be repeated for the rest of the nodes in the branch-and-price tree. Note that in this case, one would have to additionally configure the masking functionality in POMO-CG to account for forbidden edges assuming the standard branching scheme discussed in [Feillet \(2010\)](#).

In the following sections, we describe how the training and testing data for our experiments are generated, the set-up of our numerical experiments and their results. At the end of this section, we analyze the ability of the proposed ML model to generalize to instances from a different distribution than the training data.

5.1. Data Generation

In general, attention-based models like POMO-CG are trained using randomly generated data (Kool et al., 2018; Kwon et al., 2020). We generate the parameters specific to the master problem (C-VRPTW) as follows. We sample n nodes uniformly at random from a square $[0, 1]^2$, with $n \in \{20, 50, 100\}$. Customer demands are assumed uniformly distributed in $[1, 10]$. The vehicle capacity is chosen in $\{30, 40, 50\}$. Service times are sampled uniformly from $[0.2, 0.5]$. Travel times are represented by the euclidean distances between nodes. Lastly, for each node v , the lower limit l_v of the time window of v is chosen uniformly in $[0, 16]$, while the upper limit u_v is uniformly chosen in $[l_v + 2, u_d]$, where u_d is the upper limit of the time window corresponding to the depot. In our experiments, we chose $u_d = 18$.

In order to generate representative dual values, one may need to know the distribution of the dual values. Such a distribution may be difficult to determine even with ample data. An alternative approach is to focus on generating representative ESPRCTW instances as opposed to realistic dual values. An ESPRCTW instance corresponding to a PP is characterized by a set of arcs of real-valued length $t_{ij} - \lambda_j$. Thus, we propose to generate dual values solely based on the travel times. For a number n_c of customers, the dual values are positive, while they are zero for the rest. We sample n_c uniformly as integer from the interval $[\frac{n}{2}, n]$. Furthermore, for each customer j from the n_c selected customers, we generate the dual value λ_j uniformly from the interval $[0, \theta \times t_j^{max}]$, where $t_j^{max} = \max_{i \in V} t_{ij}$ and θ is some scaling parameter whose choice we motivate below.

5.2. Experiment Configuration

For all the instances, we used $E = 200$ epochs with $I_e = 10,000$ episodes per epoch for training. The batch size was kept constant at $B = 64$. We noticed that most of the decrease in training loss happens after approximately 50 epochs. The experiments with the CG scheme were carried out on an AMD EPYC 9654 (AMD (2025)) cluster CPU node of which 100 threads were used. Training on the other hand was conducted on a GPU node with 2 Intel Xeon Platinum 8360Y (Intel (2025)) Processors and a NVIDIA A100 Accelerator (Nvidia (2025)).

Training time took approximately 1, 2, and 3.5 hours for instances of size 20, 50 and 100 respectively. Remark that these training times are very suitable for consistent training and validation. This highlights the training efficiency of the POMO-CG model compared to using the same architecture for training on problems like TSP, C-VRPTW or Orienteering Problem (Schmitt-Ulms

et al., 2022; Kool et al., 2018; Kwon et al., 2020). For ESPRCTW, the the lack of requirement that all customers must be visited results in shorter episodes and faster convergence.

We compare the performance of our model in terms of convergence speed to a DP baseline that integrates the roll-back pruning scheme mentioned in Lozano et al. (2016). The baseline mimics the DP-based nature of the numerous labeling algorithms proposed in the literature (Desrochers & Soumis (1988)). The baseline is well-suited to the instances described in Section 5.1, which are characterized by wide time windows, while standard labeling algorithms may generate a large number of labels for such instances, resulting in longer run-times (Feillet et al. (2004)).

The DP initiates multiple threads simultaneously, where, for each customer $i \in \mathcal{V}$, a thread is started with a partial path including the depot and the customer i . In each node i , the adjacent nodes j are considered for insertion in increasing order of their p_{ij} values. Each thread terminates as soon as a route with some target negative reduced cost is found, or when a time limit is reached. In our experiments, we set the target negative reduced cost to -0.1 and the time limit equal to 30 seconds. The DP procedure may terminate earlier when a predefined number of threads, which we set to 20, meets the target reduced cost. Similar termination conditions have been used in studies like Lozano & Medaglia (2013). We assign an overall time limit of 1 hour for solving the root node with the DP heuristic.

To speed up our baseline, we reduce each instance by eliminating all nodes without positive dual values λ_i as there is no gain from visiting these nodes. Further, we use the BE2 arc reduction strategy of Santini et al. (2018). The strategy simply selects the $\beta\%$ of arcs in the PP’s graph with lowest value and eliminates the rest. If the baseline fails to find any columns, we refrain from applying BE2 in forthcoming CG iterations. We set $\beta = 0.2$ in line with the paper’s recommendation.

The baseline’s parameters were determined by experimenting with different combinations and selecting the ones with the best results. For testing, we used the well known Solomon benchmark dataset and report the results in Appendix A.

We assessed the quality of the solutions obtained by POMO-CG based on two measures: obj_{Gap} and $t_{Speed-up}$. The former refers to the average relative difference between $obj_{POMO-CG}$, the final objective value obtained by POMO-CG and obj_{DP} , the objective value of the DP heuristic, which is calculated as follows:

$$obj_{Gap} = \frac{1}{K} \sum_{k=1}^K \frac{(obj_{POMO-CG}^k - obj_{DP}^k)}{obj_{DP}^k}, \quad (10)$$

where the superscript k indicates the k -th instance. Positive values indicate that POMO-CG has a higher objective value than the baseline. The second measure, $t_{Speed-up}$, refers to the average ratio between the time the heuristic needed to reach the final objective value of POMO-CG, t_{DP}^k , and

the time it took POMO-CG $t_{POMO-CG}^k$ for instance k , which is calculated by:

$$t_{Speed-up} = \frac{1}{K} \sum_{k=1}^K \frac{t_{DP}^k}{t_{POMO-CG}^k}. \quad (11)$$

Values above 1 indicate that POMO-CG is faster than the baseline. For each value of n , we train 3 different models with data generated with 3 different values of θ . In numerical experiments, we observed that the results may vary significantly with θ for different instance sizes. Therefore, we experimented with $\theta = 1.1$ for $n = 20$ and θ uniformly distributed in $[0.2, 1.1]$ for $n = 50$ and $n = 100$. In Section 5.5, we provide guidelines on the selection of this parameter.

5.3. Results

For each instance size, we consider $K = 50$ C-VRPTW instances whose root node we solve through the procedure described in Algorithm 1. For both the DP baseline and POMO-CG, we initialize the columns by means of a feasible solution that greedily adds the nearest unvisited customer to the current feasible route until all customer are visited. Table 2 presents the results of our experiments for all values of n . For the RL agent, we also report the best configuration of θ for each n in the column ' θ '. The relevant values of obj_{Gap} and $t_{Speed-up}$ as explained above can be found in the third and fourth columns. Additionally, we report the mean number of CG iterations and mean running time per CG iteration for our method and the DP baseline in the last four columns.

For the case with $n = 20$, the objective gap is 8.57% on average, however, the proposed RL agent is almost 5 times faster. These problems sizes are relatively small, so the DP heuristic can still treat it in a relatively short time without the need for an RL agent. However, the results are useful for benchmarking with larger instance sizes. For $n = 50$, the objective gap is similar to the case with $n = 20$ (8.77%), however our model is almost 100 times faster in reaching its final objective value. This indicates that the DP-based baseline has increasing difficulty when n grows larger, while the running time of the RL model increased almost linearly in the instance size.

n	θ	obj_{Gap}	t_{Gap}	Avg. Nr. of CG iter.		Avg. time per iter.(s)	
				POMO-CG	DP	POMO-CG	DP
20	1.1	8.57%	4.93	23	60	0.01	0.12
50	$\mathcal{U}[0.2, 1.1]$	8.77%	98.28	45	141	0.03	6.85
100	$\mathcal{U}[0.2, 1.1]$	6.58%	321.70	60	245	0.07	13.51

Table 2 Results of POMO-CG end-to-end method compared to the DP-based heuristic for different C-VRPTW instance sizes n averaged over 50 instances for each size.

The most interesting case is the case with a large number of customers, $n = 100$. The objective gap is 6.58% while the RL agent is more than 300 times faster in reaching its objective values, converging always in less than 10 seconds. This emphasizes the run-time savings and robustness

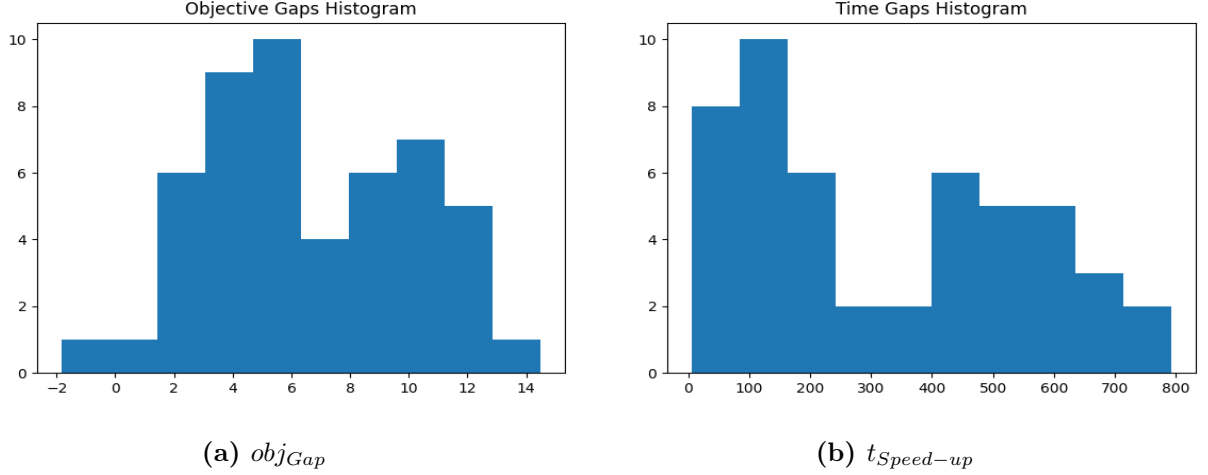


Figure 2 Histogram depicting the distribution of the performance measures for size size $n=100$.

of our method for larger instance sizes compared to the DP baseline. Figures 2a and 2b present the distribution of the $\frac{(obj_{POMO-CG}^k - obj_{DP}^k)}{obj_{DP}^k}$ and $\frac{t_{DP}^k}{t_{POMO-CG}^k}$ for each of the 50 instances. The figures illustrate that the values of obj_{Gap} and $t_{Speed-up}$ are resultant of POMO-CG’s consistent ability to generate objective values with a reasonable gap in a short time.

For all values of n , our model not only results in a smaller number of CG iterations but also in a shorter run-time per iterations. This is due to the greedy inference mechanism of POMO-CG that strives to make the best decision by only considering current information. DP methods, in contrast, consider the impact of a decision on future iterations albeit at a considerable computational cost that leads to a limited improvement in the objective value.

To compare the convergence of the proposed method and the heuristic, we plot in Figures 3a and 3b the objective percentage gaps against time averaged over the 50 instances for $n = 100$. By observing the difference in scales between the two figures, our method converges on average in less than 10 seconds, while the heuristic takes approximately 10 minutes to reach the same objective value on average. After that, the objective value of the heuristic decreases very slowly. This illustrates the ability of our method to capture almost all of the reduction that would be attained by the heuristic in a much shorter time.

We also observe that the plot of the obj_{Gap} is much smoother for POMO-CG than the heuristic and the confidence intervals (represented by shaded areas) for obj_{Gap} are narrower. This indicates that the performance of POMO-CG is more stable than the performance of the DP-heuristic across the different instances.

To highlight the ability of our model to generate columns with larger negative reduced costs, we provide the histograms in Figures 4a and 4b. The histograms depict the largest reduced cost of a column generated from the first PP for each of the 50 instances of size $n = 100$. Since we initialize the CG procedure with the same set of columns for both methods, the first PPs are always the same,

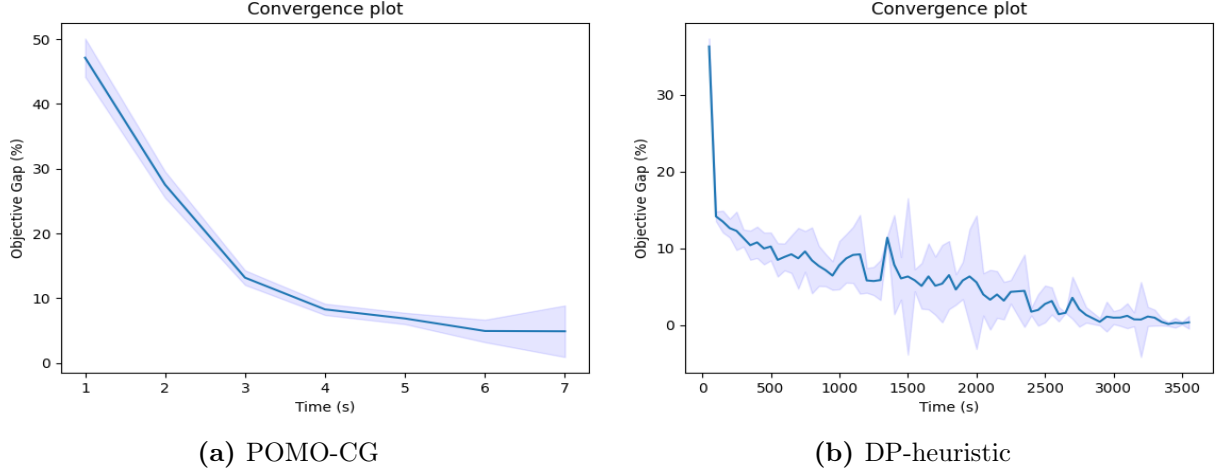


Figure 3 Convergence of obj_{Gap} averaged over the test instances of size $n=100$.

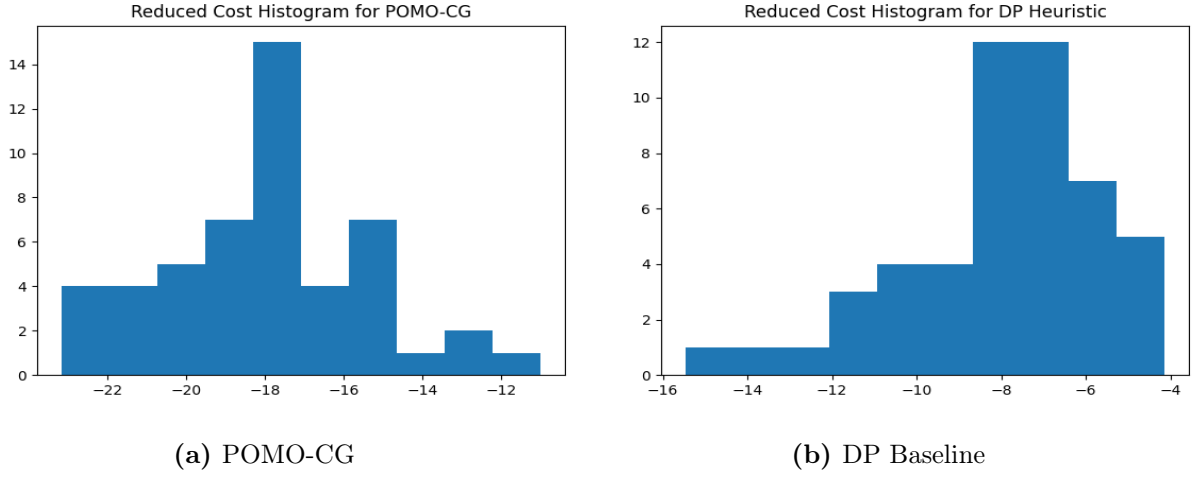


Figure 4 Histogram depicting the reduced costs of the columns generated by both methods for the first PP in each of the test instances of size $n=100$.

enabling us to directly compare the resulting reduced costs. One can observe that the reduced costs of the columns generated by POMO-CG are larger. This supports the results in Figures 3a and 3b that imply faster convergence.

5.4. Generalization Evaluation

An important question concerning ML models in general is their generalization ability. ML models often fail to generalize to other problems from a different distribution in an optimization context (Bogrybayeva et al. (2022)). Consequently, we test the model’s generalization ability to get a clearer idea about its robustness and practicality. To that end, we propose two sets of experiments where, in the first set, we apply our model to solve larger instances than the ones from the training data. In the second set, we apply our model to solve a set of benchmark instances from a completely different distribution.

5.4.1. Scalability on Larger Instances

In this set of experiments, we consider instances generated from the distribution described in Section 5.1 for $n \in \{200, 400, 600, 800\}$. These instance sizes are in line with ones reported in other studies concerned with ML application in CG such as Morabit et al. (2023). For this set of experiments, we considered $K = 20$ instances for each instance size n .

For all experiments, we used the POMO-CG model trained with $n = 100$ and $\theta = \mathcal{U}[0.2, 1.1]$, without further re-training. The results are reported in Table 3. Here we considered the end-to-end method as this allows us to better highlight the scalability of our framework. Further, since the baseline failed to meet POMO-CG’s objective value on most of the instances, $t_{Speed-up}$ would be undefined. Instead, we report the mean run-time in seconds for POMO-CG over the 20 instances in the column ‘**Avg. time**’.

n	obj_{Gap}	time (s)	Avg. Nr. of CG iter.		Avg. time per iter.(s)	
			POMO-CG	DP	POMO-CG	DP
200	-1.58%	19.67	101	420	0.17	7.83
400	-8.15%	79.42	200	752	0.35	4.65
600	-8.61%	197.89	300	1575	0.59	2.42
800	-12.35%	502.75	466	1968	0.96	1.90

Table 3 Results of end-to-end approach for larger instances.

The results in Table 3 display a pattern of decreasing objective gaps as n increases. Like many DP-based method, the DP heuristic struggles to scale to larger instances (Engineer et al. (2008)) given the fixed time limit of 1 hour. On the other hand, the RL agent scales better and almost always generates lower objective values for these instances, thus the negative values of obj_{Gap} . For $n = 200$, POMO-CG generated better lower bounds for 12 out of the 20 instances. For the other values of n , POMO-CG generated a better objective value on all 20 instances. Furthermore, the time needed by POMO-CG was much less, varying on average between around 20 seconds for $n = 200$ up to slightly over 500 seconds for $n = 800$.

The aforementioned results are attributed to the larger number of CG iterations invoked by the DP heuristic and longer run-times per PP. Note that a pattern of decreasing run-times per PP is observed as n increases for the baseline. This is largely due to the fact that there are more easy PPs to solve as n increases, which pull down the average run-time.

5.4.2. Generalizability on Different Distribution

The POMO-CG architecture was originally developed to solve a single class of instances from a predefined distribution. For distributions that are significantly different from the training data, it may fail to find columns with negative reduced costs, although they exist. In such cases, we propose a method that can solve the current PP, before resorting back to the ML model in the succeeding

iterations.

This strategy has been used in previous ML applications in CG (Morabit et al., 2023). In this context, Line 7 of Algorithm 1 needs to be adjusted such that the PP would be solved using some alternative heuristic should the RL agent fail. We refer to this approach as the hybrid approach. Its purpose is to showcase how our ML model is significant in solving instances from a different distribution by accelerating existing methods from the literature, such as DP-based methods. Here, we consider the popular Solomon benchmark dataset from Solomon (1987) with $n = 100$ customers. We use the DP baseline as the alternative method in the hybrid approach. In doing so, we compare improvement in performance with the results in Appendix A. Similar to the previous section, we used the POMO-CG model trained with $n = 100$ and $\theta = \mathcal{U}[0.2, 1.1]$.

The hybrid approach outperformed the DP baseline in most instances. For such instances, the definition of $t_{Speed-up}$ as in Equation (11) doesn't hold as the baseline does not reach the final objective value of our hybrid method. Consequently, we use the term $\frac{\bar{t}_{POMO-CG}^k}{\bar{t}_{DP}^k}$ to calculate the ratio between the time of our method to reach the baseline's final objective value $\bar{t}_{POMO-CG}^k$, and the baseline's total run-time \bar{t}_{DP}^k for these instances. We refer to the average of this time-ratio as $t_{Speed-up}^{inv}$ and is calculated by:

$$t_{Speed-up}^{inv} = \frac{1}{J(<)} \sum_{k=1}^{J(<)} \frac{\bar{t}_{POMO-CG}^k}{\bar{t}_{DP}^k}. \quad (12)$$

where $J(<)$ is the number of instances where our method has a better objective. Note that $t_{Speed-up}$ is then calculated by only considering the other $K - J(<)$ instances.

The results are reported in Table 4 and 5. The results should be interpreted in accordance with the following example. For the C1 class, the hybrid approach improves the objective value on average by 1.03%. It had a better objective value in 7 of the 9 instances, where it took 48% of the baseline's total time in reaching its final objective value, while the baseline took 58% of the hybrid's run-time in the other two instances. The hybrid approach ran a total of 655 CG iterations on average, where each iteration took 5.84 seconds, compared to the baseline's 286 iterations of which each took about 13.63 seconds.

Class	objGap	J(<)	K	t _{Speed-up}	t _{Speed-up} ^{inv}
R1	-0.05%	4	12	1.03	0.48
C1	-1.03%	7	9	0.58	0.48
RC1	-0.12%	4	8	0.84	0.97
R2	-0.94%	6	11	0.85	0.43
C2	-0.81	6	8	0.97	0.898
RC2	-0.20%	5	8	0.83	0.54

Table 4 Convergence Results of the hybrid approach against the DP baseline for each class in the Solomon benchmark instances.

Class	Avg. Nr. of CG iter.		Avg. time per iter.(s)	
	hybrid	DP	hybrid	DP
R1	196	126	11.81	19.38
C1	655	286	5.84	13.63
RC	191	116	12.24	17.39
R2	1058	282	3.31	12.10
C2	308	287	10.86	11.38
RC2	1012	248	3.80	13.50

Table 5 Results on the Column Generation procedure for both methods and each instance class in the Solomon benchmark instances.

The results display a consistent pattern among all instance classes, which are summarized as follows for the $K = 56$ instances. The hybrid approach results in an average improvement in the objective value of about 0.5% with a $t_{Speed-up}$ and $t_{Speed-up}^{inv}$ ratios of 0.89 and 0.62, where it had a lower objective value in 32 of the 56 instances. This means that in the $J(<) = 32$ instances where the hybrid approach had a better objective, it took 62% of the baseline’s run-time to reach its objective value. For the other $K - J(<) = 24$ instances, the baseline took 89% of the hybrid method’s total run-time to reach its objective value.

Except for the R1 class, the hybrid approach performed better in at least half of the instances. Most remarkably, for instances where it performed better, the time-ratios were smaller than for the other instances - with RC1 being an exception - as can be observed by comparing the values of $t_{Speed-up}$ and $t_{Speed-up}^{inv}$. This signifies the associated gain in computational efficiency due to our RL model which results insignificantly shorter run-times per CG iteration, despite running more iterations.

To sum up, even when our hybrid model is applied to instances from a different distribution, it can lead to small improvements in the objective value but more pronounced improvements in the run-time on average. The margin of the improvement is dependent on how similar these instances are to the training data. For reference, the R1 and R2 classes demonstrate the largest reduction in run-times (i.e. smallest $t_{Speed-up}^{inv}$ values) as they are characterized entirely by randomly sampled coordinates similar to our RL model’s training data. For instances where the coordinates are clustered, and not random like C1 and C2, the hybrid approach is even able to improve the objective value slightly.

5.5. Parameter Sensitivity

Next we study the impact of the length of the time windows on the results. We train a new RL agent on a different class of instances with wider time windows than in Section 5.1. The time windows are generated such that the lower time window is only sampled from the interval for $[0,10]$ for all customers. The time window width is kept at $[2,8]$ as above as well as the depot’s time window

of [0,18]. Clearly, the distribution of the dual variables in these instances is different, requiring to change the θ values used to train the proposed ML model. The results are reported in Table 6.

n	θ	objGap	t_{Gap}	Avg. Nr. of CG iter.		Avg. time per iter.(s)	
				POMO-CG	DP	POMO-CG	DP
20	1.1	8.63%	27.68	27	59	0.03	1.29
50	$\mathcal{U}[0.7, 1.1]$	6.09%	181.03	40	134	0.04	8.25
100	$\mathcal{U}[0.2, 1.1]$	3.48%	168.52	92	215	0.12	14.45

Table 6 Results of POMO-CG end-to-end method compared to the DP-based heuristic with different time window configuration.

For these new instances, the relevant values of obj_{Gap} and $t_{Speed-up}$ are in line with the ones from Section 5.3. For all instance sizes considered, the average objective gap is still less than 10%, with a slight decrease for $n = 50$ and $n = 100$ to around 6% and 3.5%. There are also significant reductions in run-time as indicated by the $t_{Speed-up}$ values. The increased run-time per PP is indicative that this class of instances is more difficult to solve possibly due to the increased correspondence of time windows.

The above results imply that the proposed method is suitable for solving different instance classes. However, one should observe the change of the best value of θ for $n = 50$. Applying the models from Section 5.3 directly leads to a slight deterioration in results, with objective gaps around 10%. While these gaps are still acceptable, they could be improved by training a model on a more representative dual distribution, or implicitly, choosing a more suitable value for θ . Therefore, we conducted a simple grid-search over a small discrete set of lower bounds $\theta_{lb} \leq 1.1$ that define the interval $\mathcal{U}[\theta_{lb}, 1.1]$ from which θ is sampled. Note that this is enabled by the short training times of POMO-CG (see Section 5.2). We recommend considering values of θ_{lb} that are apart at increments of 0.25 since the results do not differ significantly within this range. This would lead to the training of a maximum of 4 models before the best one is chosen.

6. Discussion

The focus of this study is in designing a method that generates a reasonably good objective value for CO problems within a short run-time as practical settings often entail. POMO-CG intends to quickly find as many columns with large negative reduced costs as possible. This would not only speed up convergence at every node in the branch-and-price tree, but also present a more selective criterion for adding columns to the master problem preventing it from growing too large as the branch-and-bound tree expands. Generating too many columns may be a serious issue with some popular techniques from the literature like Tabu Search that initializes the CG procedure by generating as many columns as possible, and hence, the need for a column manager like in Morabit et al. (2021).

To the best of our knowledge, POMO-CG is the first ML-based framework that solves the PP without the interference of a heuristic. In the ML for CG literature, ML models are mainly employed in the pre- and post processing phase of solving the PP via labeling algorithms (see [Morabit et al. \(2023\)](#) and [Morabit et al. \(2021\)](#)). As a result, auxiliary algorithms are needed alongside the ML models to generate a feasible solution. While many of these auxiliary methods are considered state-of-the art, their presence induces complexity in addition to issues concerning robustness and replicability. In contrast, POMO-CG solves the PP directly, without the interference of any external technique.

Furthermore, POMO-CG scales relatively well to larger instances when applied to ESPPRC compared to other problems like VRP as in [Kool et al. \(2018\)](#) and [Kwon et al. \(2020\)](#). This is due to the ESPPRC’s property of not needing every node to be visited, reducing the number of steps needed to generate a feasible solution. One could also argue that, there is for POMO-CG potential to generate better integer solutions as it generates lower bounds which can generate upper bounds in a less constrained fashion.

In the literature, ESPPRC is mostly solved via DP methods like labeling algorithms. In order to render labeling algorithms efficient, one often has to reduce the state space of the DP by deriving dominance rules. These dominance rules are problem specific and may be challenging to derive. Their derivation often requires constraint relaxation, such as allowing repeated customer visits as in the case of VRP ([Chabrier \(2006\)](#)). This results in non-feasible columns being generated, which may lead to weaker lower bounds in branch and bound. DP-based methods with pruning procedures, such as [Lozano et al. \(2016\)](#), also require several auxiliary techniques and the tuning of many parameters for optimal performance.

Contrasting with the labeling algorithms, a pre-trained POMO-CG model is very fast in solving the PP and does not rely on dominance rules. Hyper-parameter tuning is also very limited as the only parameter requiring optimization is θ , for which we provide guidelines. Moreover, POMO-CG only generates feasible columns which is also desirable for managerial and real-time decision-making reasons.

7. Conclusion

In this paper we propose a novel framework to integrate a Reinforcement Learning model in Column Generation by directly solving the Pricing Problem. We specifically consider the Elementary Shortest Path Problem with Resource Constraints (ESPPRC), which is a common Pricing Problem in many Combinatorial Optimization applications. Our model iteratively constructs routes with minimum reduced costs to speed up convergence of the Linear Program (LP) relaxation. The model is trained on a sample of ESPPRC problems from a predefined distribution. The duals are

generated artificially by means of a random sampling procedure, for which we provide guidelines. The training resources needed by our model are much less than other applications using the same architecture.

We test our method on a series of Capacitated Vehicle Routing Problems with Time Windows instances where we solve the LP relaxation and compare with another DP baseline. The results show that the proposed RL model solves the LP relaxation within a relative gap of 10% and up to more than 300 times faster for larger instances compared to the baseline. We also provide a set of experimental results to demonstrate our model’s generalization to larger instances and instances from a different distribution. Our model scales relatively well to larger instances, while it improves computational efficiency when combined with an alternative method to solve instances from a different distribution.

Finally, we provide a brief discussion on the computational benefits of our method compared to existing methods from the literature and offer guidelines on the application of our method and existing methods.

An interesting venue for future research is the generalization of the POMO-CG framework to other Combinatorial Optimization problems where the Pricing Problem is a variant of ESPPRC and explore more advanced techniques to leverage its computational value.

Acknowledgements

Abdo Abouelrous is supported by the AI Planner of the Future programme, which is supported by the European Supply Chain Forum (ESCF), The Eindhoven Artificial Intelligence Systems Institute (EAISI), the Logistics Community Brabant (LCB) and the Department of Industrial Engineering and Innovation Sciences (IE&IS).

References

- Accorsi, L., Lodi, A., & Vigo, D. (2022). Guidelines for the computational testing of machine learning approaches to vehicle routing problems. *Operations Research Letters*, 50, 229–234.
- Albar, F. M., & Jetter, A. J. (2009). Heuristics in decision making. In *PICMET’09-2009 Portland International Conference On Management Of Engineering & Technology* (pp. 578–584). IEEE.
- AMD (2025). Server processor specifications. URL: <https://www.amd.com/en/products/specifications/server-processor.html> accessed: 26-02-2025.
- Bengio, Y., Lodi, A., & Prouvost, A. (2021). Machine learning for combinatorial optimization: a methodological tour d’horizon. *European Journal of Operational Research*, 290, 405–421.
- Bogyrbayeva, A., Meraliyev, M., Mustakhov, T., & Dauletbayev, B. (2022). Learning to solve vehicle routing problems: A survey. *arXiv preprint arXiv:2205.02453*, .
- Boland, N., Dethridge, J., & Dumitrescu, I. (2006). Accelerated label setting algorithms for the elementary resource constrained shortest path problem. *Operations Research Letters*, 34, 58–68.

- Chabrier, A. (2006). Vehicle routing problem with elementary shortest path based column generation. *Computers & Operations Research*, 33, 2972–2990.
- Chi, C., Aboussalah, A., Khalil, E., Wang, J., & Sherkat-Masoumi, Z. (2022). A deep reinforcement learning framework for column generation. *Advances in Neural Information Processing Systems*, 35, 9633–9644.
- Desaulniers, G., Desrosiers, J., & Solomon, M. M. (2006). *Column generation* volume 5. Springer Science & Business Media.
- Desaulniers, G., Desrosiers, J., & Spoorendonk, S. (2010). *The vehicle routing problem with time windows: State-of-the-art exact solution methods*. Groupe d’études et de recherche en analyse des décisions.
- Desrochers, M., Desrosiers, J., & Solomon, M. (1992). A new optimization algorithm for the vehicle routing problem with time windows. *Operations research*, 40, 342–354.
- Desrochers, M., & Soumis, F. (1988). A generalized permanent labelling algorithm for the shortest path problem with time windows. *INFOR: Information Systems and Operational Research*, 26, 191–212.
- Dror, M. (1994). Note on the complexity of the shortest path models for column generation in vrptw. *Operations Research*, 42, 977–978.
- Engineer, F. G., Nemhauser, G. L., & Savelsbergh, M. W. (2008). Shortest path based column generation on large networks with many resource constraints. *Georgia Tech, College of Engineering, School of Industrial and Systems: In Technical Report*, .
- Feillet, D. (2010). A tutorial on column generation and branch-and-price for vehicle routing problems. *4or*, 8, 407–424.
- Feillet, D., Dejax, P., Gendreau, M., & Gueguen, C. (2004). An exact algorithm for the elementary shortest path problem with resource constraints: Application to some vehicle routing problems. *Networks: An International Journal*, 44, 216–229.
- Giuffrida, N., Fajardo-Calderin, J., Masegosa, A. D., Werner, F., Steudter, M., & Pilla, F. (2022). Optimization and machine learning applied to last-mile logistics: A review. *Sustainability*, 14, 5329.
- Guerriero, F., Di Puglia Pugliese, L., & Macrina, G. (2019). A rollout algorithm for the resource constrained elementary shortest path problem. *Optimization Methods and Software*, 34, 1056–1074.
- Horvitz, E. J. (2013). Reasoning about beliefs and actions under computational resource constraints. *arXiv preprint arXiv:1304.2759*, .
- Hottung, A., & Tierney, K. (2020). Neural large neighborhood search for the capacitated vehicle routing problem. In *ECAI 2020* (pp. 443–450). IOS Press.
- Intel (2025). Intel® xeon® platinum 8360y processor. URL: <https://www.intel.com/content/www/us/en/products/sku/212459/intel-xeon-platinum-8360y-processor-54m-cache-2-40-ghz/specifications.html> accessed: 26-02-2025.
- Khalil, E., Dai, H., Zhang, Y., Dilkina, B., & Song, L. (2017). Learning combinatorial optimization algorithms over graphs. *Advances in neural information processing systems*, 30.
- Kool, W., Van Hoof, H., & Welling, M. (2018). Attention, learn to solve routing problems! *arXiv preprint arXiv:1803.08475*, .
- Kwakkel, J. H., Walker, W. E., & Haasnoot, M. (2016). Coping with the wickedness of public policy problems: Approaches for decision making under deep uncertainty.
- Kwon, Y.-D., Choo, J., Kim, B., Yoon, I., Gwon, Y., & Min, S. (2020). POMO: Policy optimization with multiple optima for reinforcement learning. *Advances in Neural Information Processing Systems*, 33, 21188–21198.
- Lozano, L., Duque, D., & Medaglia, A. L. (2016). An exact algorithm for the elementary shortest path problem with resource constraints. *Transportation Science*, 50, 348–357.
- Lozano, L., & Medaglia, A. L. (2013). On an exact method for the constrained shortest path problem. *Computers &*

- Operations Research*, 40, 378–384.
- Lübbecke, M. E., & Desrosiers, J. (2005). Selected topics in column generation. *Operations research*, 53, 1007–1023.
- Mazyavkina, N., Sviridov, S., Ivanov, S., & Burnaev, E. (2021). Reinforcement learning for combinatorial optimization: A survey. *Computers & Operations Research*, 134, 105400.
- Morabit, M., Desaulniers, G., & Lodi, A. (2021). Machine-learning-based column selection for column generation. *Transportation Science*, 55, 815–831.
- Morabit, M., Desaulniers, G., & Lodi, A. (2023). Machine-learning-based arc selection for constrained shortest path problems in column generation. *INFORMS Journal on Optimization*, 5, 191–210.
- Nazari, M., Oroojlooy, A., Snyder, L., & Takác, M. (2018). Reinforcement learning for solving the vehicle routing problem. *Advances in neural information processing systems*, 31.
- Nvidia (2025). NVIDIA A100 tensor core GPU. URL: <https://www.nvidia.com/en-us/data-center/a100/> accessed: 26-02-2025.
- d O Costa, P. R., Rhuggenaath, J., Zhang, Y., & Akcay, A. (2020). Learning 2-opt heuristics for the traveling salesman problem via deep reinforcement learning. In *Asian conference on machine learning* (pp. 465–480). PMLR.
- Santini, A., Plum, C. E., & Ropke, S. (2018). A branch-and-price approach to the feeder network design problem. *European Journal of Operational Research*, 264, 607–622.
- Schmitt-Ulms, F., Hottung, A., Sellmann, M., & Tierney, K. (2022). Learning to solve a stochastic orienteering problem with time windows. In *International Conference on Learning and Intelligent Optimization* (pp. 108–122). Springer.
- Solomon, M. M. (1987). Algorithms for the vehicle routing and scheduling problems with time window constraints. *Operations research*, 35, 254–265.
- Václavík, R., Novák, A., Šucha, P., & Hanzálek, Z. (2018). Accelerating the branch-and-price algorithm using machine learning. *European Journal of Operational Research*, 271, 1055–1069.
- Veličković, P., Cucurull, G., Casanova, A., Romero, A., Lio, P., & Bengio, Y. (2017). Graph attention networks. *arXiv preprint arXiv:1710.10903*, .
- Watson, J., & Holmes, C. (2016). Approximate Models and Robust Decisions. *Statistical Science*, 31, 465 – 489. URL: <https://doi.org/10.1214/16-STS592>. doi:10.1214/16-STS592.
- Williams, R. J. (1992). Simple statistical gradient-following algorithms for connectionist reinforcement learning. *Machine learning*, 8, 229–256.
- Xu, K., Shen, L., & Liu, L. (2023). Enhancing column generation by reinforcement learning-based hyper-heuristic for vehicle routing and scheduling problems. *arXiv preprint arXiv:2310.09686*, .
- Zhang, Z., Liu, H., Zhou, M., & Wang, J. (2021). Solving dynamic traveling salesman problems with deep reinforcement learning. *IEEE Transactions on Neural Networks and Learning Systems*, 34, 2119–2132.

Appendix A. Baseline Performance

In this section, we validate the performance of our proposed baseline on a benchmark dataset. We opted for the Solomon dataset (Solomon (1987)) since it has often been used in the literature (Lozano et al. (2016)). Furthermore, the instance sizes correspond to the same one used in our training data for our largest models $n = 100$.

The Solomon instances vary in features and test multiple aspects of C-VRPTW. In that sense, they vary in difficulty of solving with the easier being the R1, C1 and RC1 and the more challenging set being the R2, C2 and RC2. Having a baseline that delivers acceptable results on average across all instance classes would compose a reliable measure for comparing our proposed RL framework.

In Table A.7, we report the average gap between the objective values scored by the DP baseline and the optimal objective values reported in Lozano et al. (2016) across all instance classes. We also report the minimum and maximum gap for each instance class. Our baseline reports an average optimality gap of 11.40%. As predicted, it performs relatively well for the easier instances of R1, C1 and RC1 bearing an average gap of less than 5%. For the R2, C2 and RC2 classes, the gaps are larger with R2 and RC2 slightly over 15% and C2 even surpassing 25% on average.

n	Avg .Optimal Gap (%)	Min (%)	Max (%)
R1	3.52	0.32	6.59
C1	4.66	0.20	10.01
RC1	2.96	0.31	6.02
R2	17.22	4.27	26.50
C2	25.15	18.08	36.86
RC2	17.49	12.18	27.68

Table A.7 Results of DP baseline on Solomon benchmark instances.

The problem instances used in Section 5 are more aligned with the class instances of R1, C1 and RC1 which are characterized by a short scheduling horizon and a limited vehicle capacity (Solomon (1987)). Thus, the objective values generated by the DP baseline in Section 5.3 are not far from the optimal solutions.