

Review, Refine, Repeat: Understanding Iterative Decoding of AI Agents with Dynamic Evaluation and Selection

Souradip Chakraborty^{1, 2}, Mohammadreza Pourreza¹, Ruoxi Sun¹, Yiwen Song¹, Nino Scherrer¹, Furong Huang², Amrit Singh Bedi³, Ahmad Beirami¹, Jindong Gu¹, Hamid Palangi¹ * and Tomas Pfister¹ *

¹Google, ²University of Maryland, ³University of Central Florida

While AI agents have shown remarkable performance at various tasks, they still struggle with complex multi-modal applications, structured generation and strategic planning. Improvements via standard fine-tuning is often impractical, as solving agentic tasks usually relies on black box API access without control over model parameters. Inference-time methods such as Best-of-N (BON) sampling offer a simple yet effective alternative to improve performance. However, BON lacks iterative feedback integration mechanism. Hence, we propose *Iterative Agent Decoding* (IAD) which combines iterative refinement with dynamic candidate evaluation and selection guided by a verifier. IAD differs in how feedback is designed and integrated, specifically optimized to extract maximal signal from reward scores. We conduct a detailed comparison of baselines across key metrics on Sketch2Code, Text2SQL, and Webshop where IAD consistently outperforms baselines, achieving 3–6% absolute gains on Sketch2Code and Text2SQL (with and without LLM judges) and 8–10% gains on Webshop across multiple metrics. To better understand the source of IAD’s gains, we perform controlled experiments to disentangle the effect of adaptive feedback from stochastic sampling, and find that IAD’s improvements are primarily driven by verifier-guided refinement, not merely sampling diversity. We also show that both IAD and BON exhibit inference-time scaling with increased compute when guided by an optimal verifier. Our analysis highlights the critical role of verifier quality in effective inference-time optimization and examines the impact of noisy and sparse rewards on scaling behavior. Together, these findings offer key insights into the trade-offs and principles of effective inference-time optimization.

1. Introduction

AI agents have demonstrated remarkable capabilities across a wide range of tasks, including natural language understanding, code generation, and mathematical reasoning (Fu et al., 2024; Huang et al., 2024; Jiang et al., 2024; Liu et al., 2023, 2024; Patel et al., 2024). However, state-of-the-art AI agents still face challenges when handling tasks that require understanding multimodal inputs and reasoning through structured output generation (Costarelli et al., 2024; Kinniment et al., 2024; Liu et al., 2023; Valmeekam et al., 2024; Verma et al., 2024). For example, consider agentic tasks such as Sketch2Code (Li et al., 2024b), Text2SQL (Li et al., 2024a), and the web-navigation task Webshop (Yao et al., 2023). Sketch2Code requires an AI agent to generate structured HTML from rough sketches, often resulting in incorrect generations. Text2SQL involves translating natural language queries into executable SQL statements, demanding precise reasoning while avoiding semantic and logical errors. Meanwhile, Webshop is a sequential decision-making task that evaluates an agent’s ability to navigate an e-commerce platform effectively. Across these tasks, AI agents consistently underperform compared to human experts, underscoring the limitations of current agentic models in handling complex, structured outputs and sequential reasoning (Li et al., 2024b; Liu et al., 2024; Yao et al., 2023) where agents achieve merely 20-30% performance in task specific metrics.

A key challenge in improving agentic AI systems is their ability to handle structured reasoning and

Please correspond with Souradip Chakraborty <schakra3@umd.edu>, Jindong Gu <jindonggu@google.com>, Yiwen Song <yiwen@google.com>, Hamid Palangi <hamidpalangi@google.com>.

* Joint last authors.

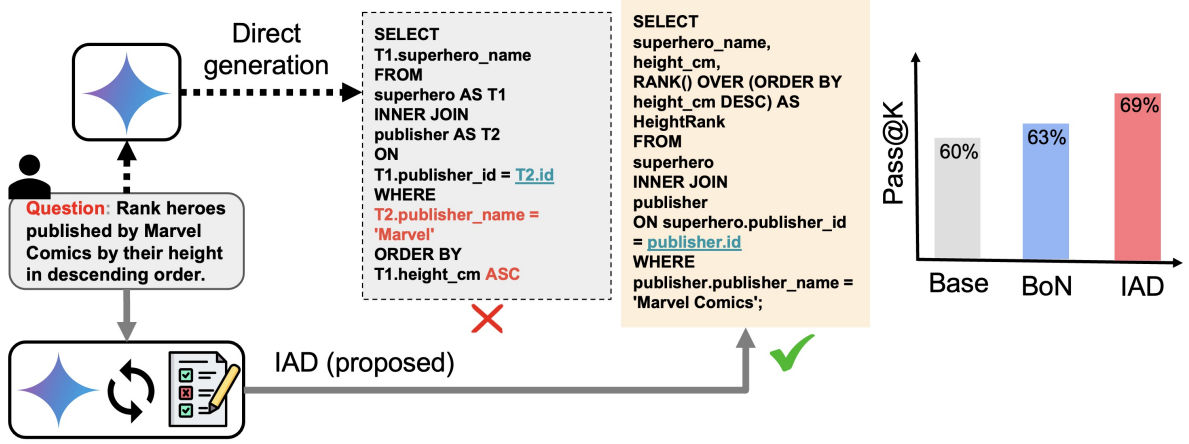


Figure 1 | Qualitative (Left) and Quantitative (Right) illustration of the performance benefit of IAD (Ours) over Single-turn response generations using Gemini-1.5 (Base) Text2SQL task (Li et al., 2024a). IAD improves performance by correctly handling query logic and joins, improving the accuracy over baseline and BON (Best-of-N).

multimodal tasks effectively. One promising approach to addressing this challenge is fine-tuning a new model through *alignment* (Ouyang et al., 2022a). A key alignment technique, reinforcement learning from human feedback (RLHF) (Bai et al., 2022; Ouyang et al., 2022a,b) has significantly enhanced the capabilities of generative models, it is not directly applicable to AI agents due to their inherently black box nature. Most agentic systems and frameworks (Fu et al., 2024; Liu et al., 2024) operate in environments where internal model updates are infeasible, making fine-tuning-based alignment techniques inapplicable. An alternative approach is inference-time alignment, such as controlled decoding (Chakraborty et al., 2024; Deng and Raffel, 2023; Han et al., 2024; Khanov et al., 2024; Mudgal et al., 2024; Yang and Klein, 2021), which can align generative models without fine-tuning. However, these methods still rely on access to token-level logits from the reference model to steer responses, an assumption that does not hold for black box agentic systems. These limitations highlight the need for an inference-time alignment technique that is (i) compatible with various underlying models (without requiring model-specific adaptations), (ii) easy to implement (requires no modification of the underlying models), and (iii) commercial API-friendly (Applicable to closed-source models that are only accessible via API. This leads us to an important question:

How can we improve the inference alignment of AI Agents with black box access for complex and structured tasks?

A simple solution to the above question is Best-of-N (BON) sampling and its variants (Beirami et al., 2024; Nakano et al., 2021; Stiennon et al., 2020), as it is black box compatible and logit-free, making it a natural choice for inference-time alignment. BON selects the best response from multiple generated candidates using a verifier, improving response quality in structured tasks such as HTML generation and SQL query synthesis. BON is even almost optimal in terms of quality (Amini et al., 2024; Beirami et al., 2024; Gui et al., 2025; Yang et al., 2024b). However, BON may be inefficient requiring a large N to achieve reasonable performance. To address these limitations, we propose Iterative Agent Decoding (IAD)—an iterative approach that refines responses through verifier-guided feedback. IAD differs fundamentally in the design and integration of its feedback mechanism, specifically optimized to extract and utilize rich signals from the reward score thus demonstrating the effectiveness of adaptive feedback in complex tasks. We then conduct a detailed comparison of baselines including parallel sampling (BON) and iterative decoding (IAD) across several key metrics relevant to inference-time

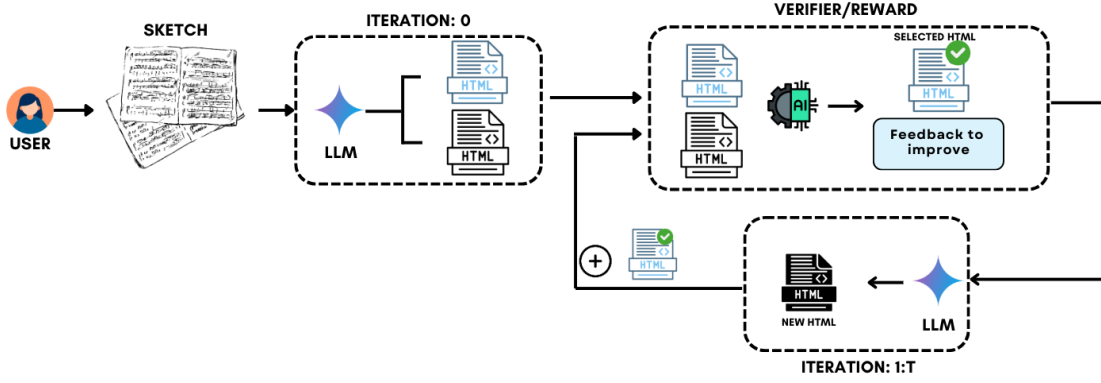


Figure 2 | Demonstrates the high-level schematic of our proposed approach - Iterative Decoding of AI Agents

scaling, yielding key insights into the trade-offs and principles of effective inference-time optimization. We summarize our contributions and findings as follows.

1. An iterative decoding framework (IAD): We propose Iterative Agent Decoding (IAD), an efficient iterative framework where responses are refined through verifier-guided feedback, enabling improved performance in black box structured generation tasks. IAD is designed to extract maximal information from available feedback, including sparse or noisy scores.

2. Empirical evaluation across agentic tasks: We evaluate IAD on three complex structured output tasks, demonstrating consistent improvements over strong baselines, while maintaining efficiency. IAD minimizes reliance on crafted exemplars and leverages feedback-driven reconditioning, making it task-agnostic and model-agnostic.

3. Disentangling feedback gains in IAD from sampling: We conduct controlled experiment to isolate the effect of adaptive feedback in IAD from sampling diversity under low-temperature sampling, where IAD continues to improve, while BON performance stagnates, confirming that IAD’s gains are driven by adaptive, feedback-guided refinement, not sampling diversity alone.

4. Inference scaling behavior: We highlight the inference-time scaling of performance improvements where we show that both IAD and BON improve with increased test-time compute when guided by an optimal verifier. However, IAD benefits more significantly from high-quality feedback, leading to greater performance gains. Additionally, as model capability increases, BON performance improves, narrowing the gap with IAD.

5. Importance of verifier quality for inference scaling: We show that high-quality verifier feedback is critical for inference scaling. Self-evaluation or sub-optimal verifiers often fail in complex agentic scenarios, whereas optimal verifier-guided alignment enables consistent refinement.

6. Robustness under sparse and noisy feedback: To further illustrate the impact of verifier quality, we conduct controlled experiments by sparsifying and adding noise to the verifier signal. Results show that IAD remains robust under mild sparsity and noise, but performance for both IAD and BON degrades under extreme conditions, due to the lack of reliable feedback.

Remarks: Several multi-turn/multi-attempt iterative approaches focus on train-time methods (Qu et al., 2024; Shani et al., 2024; Zhou et al., 2024), making them unsuitable for black box inference. Inference-time methods (Chao et al., 2024; Madaan et al., 2023; Mehrabi et al., 2024; Muennighoff et al., 2025) have explored iterative refinement in specific contexts like jailbreak, math, and QA, but

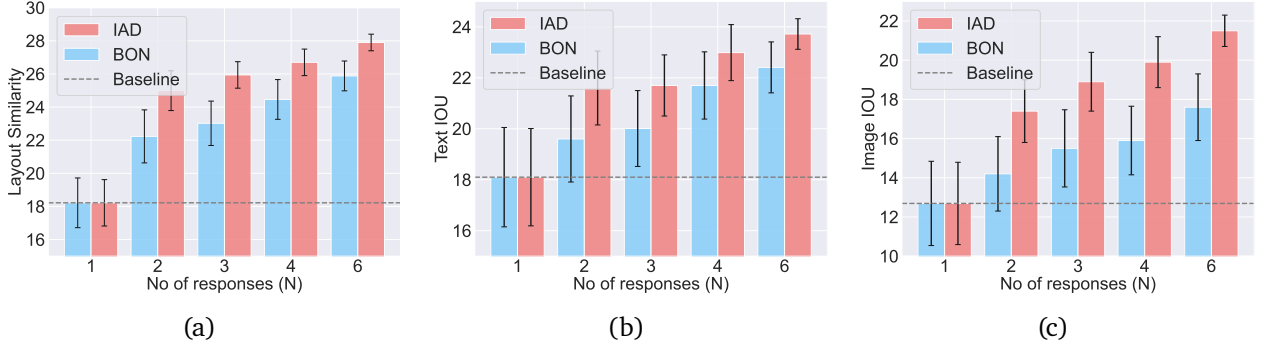


Figure 3 | **Sketch2code**: This figure provides a comparison of IAD (ours) against Best-of-N sampling (SoTA) and single-turn generation with Gemini-1.5-Pro with temperature = 0.6 w.r.t metrics - (a) Layout Similarity (b) TextIoU (c) ImageIoU across varying the number of generations (N). Figure demonstrates IAD outperforms BON consistently across N, but as N increases the gap reduces. Note that (b) and (c) are not directly optimized for this plot and test the generalization performance. This demonstrates the consistency in performance across models and metrics

primarily for simpler tasks rather than complex agentic settings requiring structured generations like HTML and SQL. Specifically, [Chao et al. \(2024\)](#); [Mehrabani et al. \(2024\)](#) iteratively refine prompts for adversarial attacks. Meanwhile, [Madaan et al. \(2023\)](#) and its variants emphasize on LLM self-evaluation rather than focusing on the design choices for iterative refinement based approach for structured output generation.

2. AI Agent Alignment

In this section, we formalize the problem of inference-time alignment for AI agents operating in black box settings, particularly in complex structured-generation tasks such as HTML and SQL synthesis in multi-modal environments like Sketch2Code, Text2SQL, and Webshop. Given a task distribution $\mathcal{T} \in \Delta$, we define the optimal but inaccessible agent policy $\pi^*(\cdot|x)$, which generates the ideal structured response $y^* \sim \pi^*(\cdot|x)$ for a given input prompt x . However, in the black box setting, we only have access to a reference policy $\pi_0(\cdot|x)$, which may lack some capabilities needed to complete the task.

The core challenge is to optimize inference-time decisions such that the generated response from $\pi_0(\cdot|x)$ is better aligned with the outputs of $\pi^*(\cdot|x)$. To formally quantify this alignment gap, we define the inference-time misalignment as an f -divergence between the optimal and reference policies as $d_f(\pi^*(\cdot|x), \pi_0(\cdot|x))$, where $d_f(\cdot, \cdot)$ measures how far the black box agent deviates from the ideal structured output distribution. We explore methods to reduce this divergence using iterative inference-time strategies, which we detail in the following sections. We assume access to a verifier function $R(x, y)$, which evaluates the quality of a response y given the prompt x (further details in Appendix).

Task specific details: In Sketch2code, the reference policy $\pi_0(\cdot|x)$ generates structured HTML y given the prompt $x = [s, c]$ with wireframe sketch s , noisy text prompt c . The verifier $R(x, y)$ evaluates alignment with the target layout, textual coherence, and semantic correctness, ensuring that the generated HTML accurately reflects the sketch’s structure. In Text2SQL, $\pi_0(\cdot|x)$ maps a natural language query c to an SQL query y conditioned on the database schema x . The verifier $R(x, y)$ assesses syntactic validity and execution correctness, identifying errors in joins, logical consistency, and query structure. Finally, in WebShop, the agent’s actions are conditioned on the full interaction history up to the current time step, i.e $x_t = [x, y_{<t}]$, where x is the initial user query and $y_{<t}$ represents all previously generated product page interactions. Based on this history, the reference policy $\pi_0(\cdot|x_t)$

generates the next action a_t which involves searching or clicking and the corresponding product description.

Model	Layout.	Txt IoU	Img IoU
Single-Turn Approaches			
InternVL2-8b*	4.01	4.89	1.41
Llava-1.6-8b*	8.01	9.26	1.95
Claude-3-Sonnet*	14.22	15.85	6.62
GPT-4o-Mini*	16.29	20.84	0.72
Claude-3-Opus*	17.11	18.09	8.32
Claude-3-Haiku*	17.52	20.60	2.72
Gemini-1.5-Flash	17.9	17.50	10.77
Gemini-1.5-Pro	18.25	18.20	12.69
GPT-4o*	19.20	17.12	16.19
Gemini-1.5-Flash (CoT)	19.84	19.13	10.02
Claude-3.5-Sonnet*	22.26	25.33	9.21
Multi-Turn Approaches (Gemini-1.5-Flash)			
Sk2code (N=2)**	19.41	20.45	11.81
Self-Refine (N=2)	19.51	19.35	10.71
BON (N=2)	21.45	20.1	13.5
IAD (N=2)	24.78	23.01	15.29
IAD-fb (N=2, K=2)**	24.66	23.4	14.69
Self-Refine (N=4)	19.97	19.11	11.74
Sk2code (N=4)**	20.41	21.46	12.67
BON (N=4)	24.02	22.59	15.91
IAD (N=4)	25.97	24.13	16.98
IAD-fb (N=4, K=4)**	26.61	24.62	17.36
Self-Refine (N=6)	19.89	18.91	11.61
Sk2code (N=6)**	21.43	21.53	13.78
BON (N=6)	25.75	22.91	17.67
IAD (N=6)	26.75	24.91	19.12
IAD-fb (N=6, K=6)**	27.95	24.99	19.01

Table 1 | **Sketch2Code**: Performance comparison between single-turn and multi-response generation approaches. For each of the multi-response generation method Layout score acts as the reference metric (temperature = 0.6). Table demonstrate that IAD (Ours) consistently outperform SoTA baseline by >3-4% margin (absolute). ** indicates those approaches leverage LLM-judge (oracle) feedback, although the LLM judges are similar but not exactly the same. * Numbers taken from (Li et al., 2024b). N denotes the number of LLM calls for generating the HTML (>2000 tokens) and K represents the calls to LLM judge for getting feedback (<200 tokens). We have kept the judge-prompt similar to Sk2code (Li et al., 2024b)

2.1. Limitation of Prior approaches

In this section, we first provide a brief description of the baseline approaches and then discuss their pros and cons in this context.

Single-turn Approaches: In single-turn approaches, the response $y \sim \pi_0(\cdot|x)$ is directly generated from the reference agent policy, appending some instructions to accomplish the task. This method is straightforward, fast, and does not rely on a verifier, making it applicable even in verifier-agnostic settings. However, as evident from Figure 1, direct generation — even with models like Gemini-1.5-Pro, Gemini-1.5-Flash, GPT-4, and Claude 3.5 — remains highly sub-optimal for complex tasks like Sketch2Code and Text2SQL, also highlighting the difficulty of these tasks. Thus in single-turn

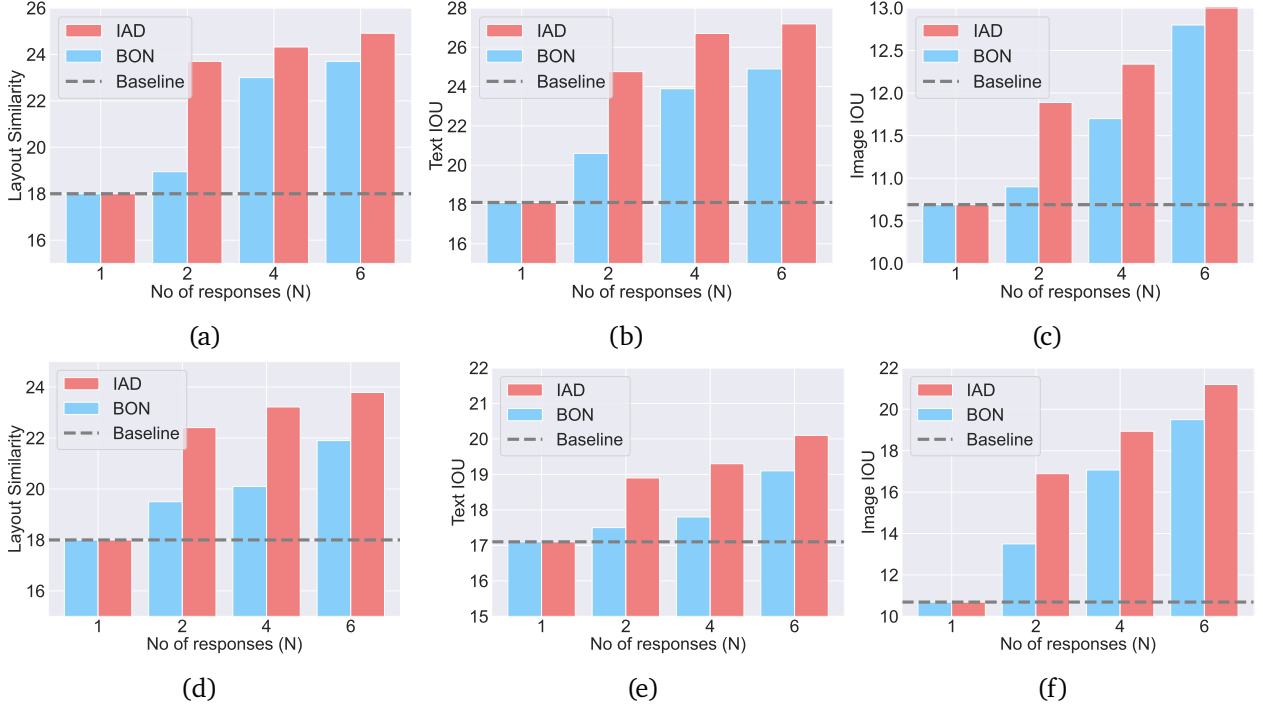


Figure 4 | **Sketch2code**: This figure provides a comparison of IAD with Best-of-N sampling (BON) and single-turn generation with Gemini-1.5-Flash with temperature = 0.6 for the metrics - (a, d) Layout Similarity (b, e) TextIOU (c, f) ImageIOU across varying the number of generations (N). Top 3 rows, the optimization is done taking Text IOU as the verifier and the bottom 3 rows with Image IOU as the verifier. So, this also shows both the generalisability and performance improvement of IAD over baselines.

generation, the performance is limited by the quality of the reference policy $\pi_0(\cdot|x)$ where larger f-divergence indicates greater misalignment.

BON sampling: Best-of-N sampling improves upon single-turn generation by drawing N i.i.d samples from the reference policy $\pi_0(\cdot|x)$ and selecting the highest-reward response based on the verifier $R(x, y)$. BON is simple, parallelizable, and computationally efficient and doesn't rely on logits/model access thus applicable to black box agentic scenarios. It works even with scalar rewards and has been shown to achieve near-optimal trade-offs between win rate and KL divergence (Beirami et al., 2024; Gui et al., 2025; Yang et al., 2024b). Despite its advantages, BON remains limited by the quality of the reference policy lacks the ability to iteratively refine responses based on verifier feedback. For example: BON cannot incorporate targeted feedback, such as refining specific HTML structures in Sketch2Code or correcting systematic SQL errors in Text2SQL (further details in exp section)

3. Proposed Methodology

To address the limitations of the existing approaches, as discussed in the previous section, we propose an iterative procedure for inference time alignment of AI agents in this section.

Our key insight: We begin by emphasizing that any iterative optimization approach generally follows three basic steps: (1) a generator to produce responses, (2) a verifier or reward function to evaluate them, and (3) a feedback mechanism to guide the next generation. This high-level loop is standard across any iterative frameworks, and novelty typically arises in how these components—particularly

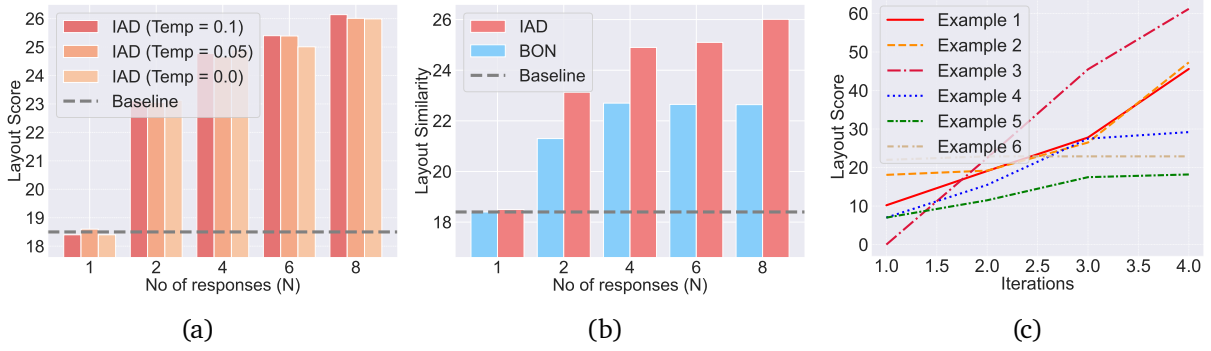


Figure 5 | **Sketch2code**: (a) Compares the performance of IAD at low temperature across varying number of generations to disentangle the effect of stochasticity and the improvement from iterative feedback based on IAD. (b) Comparison with BOD at temperature = 0.1, which shows BOD improvement ceases after 2 iterations. Both (a, b) highlights the improvement due to adaptive refinement with verifier. (c) Illustrates the performance of our proposed approach over 4-turns w.r.t Layout similarity score for 6 examples (temperature = 0.6).

the feedback mechanism—are instantiated and integrated. Mathematically, this implies that if we can design a feedback mechanism over multiple iterations, denoted as $f(y_1, y_2, \dots, y_T)$, such that the divergence $d_f(\pi^*(\cdot|x), \pi_0(\cdot|x, f(y_1, y_2, \dots, y_T)))$ reduces, then we can say that feedback mechanism is effective. progressively decreases, then the feedback mechanism can be considered effective. In other words, the iterative process is successfully guiding the responses towards optimality. Motivated by this, we introduce our proposed approach: Iterative Agent Decoding (IAD).

Proposed approach:

We propose an iterative refinement approach for black box AI agents, where response generation is guided by a verifier to progressively improve outputs.

Step 1: At each step t , we sample a candidate response with the reference policy $\pi_0(\cdot|x)$ and iteratively refine its outputs.

$$y_{t+1} \sim \pi_0(\cdot|x, \hat{y}_t, s_t, p_t), \quad (1)$$

where \hat{y}_t is the best response from previous iterations, and p_t encodes prompt-based guiding instructions for ex: *Surpass the best response, avoiding previous mistakes*. This represents the more simplistic setting. Specifically in our algorithm, we condition on the best response \hat{y}_t^b and worst response \hat{y}_t^w over the iterations along with the basic instruction prompt to provide clear signals.

Step 2: Verifier-guided selection Among the generated response and the previous best response, we select the one maximizing the reward function:

$$\hat{y}_{t+1} = \arg \max_{y \in (y_t, \hat{y}_t)} R(x, y) \quad (2)$$

Our method also has the flexibility to incorporate critique-based feedback, such as LLM-judge, which identifies specific areas needing improvement. More specifically we keep a track of both the best response $\hat{y}_{t+1}^b = \arg \max_{y \in (y_t, \hat{y}_t^b)} R(x, y)$ and similarly the worst response $\hat{y}_{t+1}^w = \arg \min_{y \in (y_t, \hat{y}_t^w)} R(x, y)$. Thus this extends to

$$y_{t+1} \sim \pi_0(\cdot|x, \hat{y}_t^b, \hat{y}_t^w, p_t, fb_t) \quad (3)$$

where fb_t highlights specific components (e.g., incorrect tags in HTML, invalid SQL joins), guiding refinement at a more granular level in an iterative fashion.

3. Acceptance Criterion : A new response y_{t+1} is accepted if it provides an improvement over the previous best, $R(x, y_{t+1}) - R(x, \hat{y}_t) > 0$. T

4. Iterative Refinement: The accepted response \hat{y}_t updates the context for subsequent generations, progressively re-weighting the proposal distribution toward higher-quality outputs. By conditioning on \hat{y}_t , the sampling process is guided towards responses with higher rewards, reducing the performance gap via achieving higher rewards, as shown in experimental results.

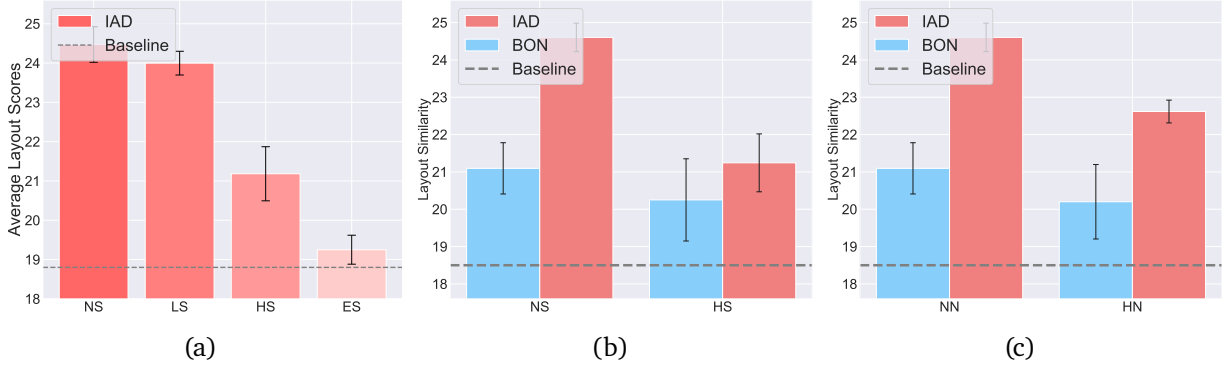


Figure 6 | **Sketch2code:** (a) Represents the performance of IAD with $N = 2$ w.r.t Layout score with varied sparsity NS (No Sparsity), LS (Low Sparsity) HS (High Sparsity) and ES (Extreme) (b) Performance comparison of IAD with BON with $N = 2$ at varied sparsity levels which shows the gains over BON reduces with high sparsity (c) Performance comparison of IAD with BON with $N = 2$ at varied noise levels of reward score which shows gains reduces over BON. However, IAD still improves over baselines under Sparse and Noisy feedback

Remark (Why it works?). The generation of better responses occurs through stochastic sampling in each iteration from the base model, conditioned on the best response so far (and the worst candidate), followed by a pairwise comparison from the verifier. This feedback mechanism helps guide the generator to sample responses with higher expected rewards over the iterations. Practically, we achieve this by incorporating prompts like “Improve upon the best response while avoiding mistakes from the worst response.” Additionally, explicit feedback from a judge (e.g., verifier critiques or an LLM acting as a judge) accelerates the improvement process by providing targeted guidance. Intuitively, this approach is analogous to zeroth-order optimization (Jamieson et al., 2012; Yang et al., 2024a), where two sampled values from the objective function are sufficient to guide the optimization process toward the maximum. Similarly, feedback on the best and worst responses helps steer the model toward generating responses that maximize rewards, reinforced through system prompts. (Further details in Appendix, Section B.3)

Key Novel Aspect of IAD : While IAD shares a high-level structure with prior approaches including Self-Refine (Madaan et al., 2023) and its variants (Chen et al., 2023; Yang et al., 2023), it fundamentally differs in the design and integration of the feedback mechanism. Prior methods like Self-Debug and ReAct use binary or execution-based signals (e.g., retry if the output fails). This is limiting when feedback is sparse, noisy or especially scenarios with sub-optimal LLM verification. These methods typically use the score as a pass/fail indicator without leveraging the full informational content of the feedback which might restricting their ability to guide clear improvements in complex tasks. In contrast, IAD is designed to extract and utilize as much signal as possible from the available feedback. Rather than relying solely on absolute reward scores, IAD transforms score-based or comparative

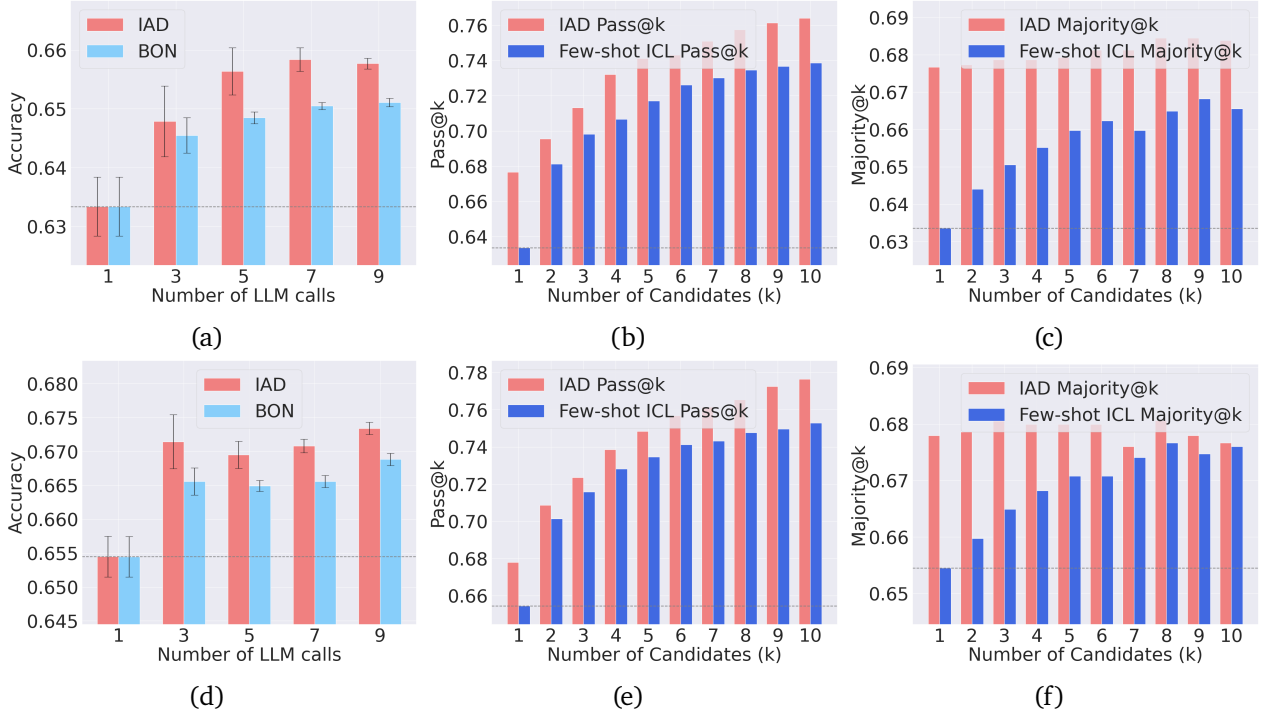


Figure 7 | **Text2SQL**: (a) Accuracy comparison between the best-of-N method and our approach for Gemini-1.5-flash. (b) Pass@K performance comparison between queries generated using our approach and Few-shot ICL with Gemini-1.5-flash. (c) Majority@K performance comparison between queries generated using our approach and Few-shot ICL with Gemini-1.5-flash. (d) Accuracy comparison between the best-of-N method and our approach for Gemini-1.5-pro. IAD consistently outperforms all the baselines across the settings. (e) Pass@K performance comparison between queries generated using our approach and Few-shot ICL with Gemini-1.5-pro. (f) Majority@K performance comparison between queries generated using our approach and Few-shot ICL with Gemini-1.5-pro.

feedback into structured guidance by identifying the best and worst responses at each iteration. These are explicitly fed back into the model through prompt conditioning, providing a clear directional signal for improvement.

Highlighting the Impact of Adaptive Feedback in IAD Beyond Sampling Gains Many prior works (Chen et al., 2023; Madaan et al., 2023) lack a clear experimental setup to disentangle the true source of improvement in their approaches. A key concern thus exists is whether the gains arise from stochastic sampling (as in Best-of-N strategies like BON), or from the actual effectiveness of self-LLM feedback. However, most prior methods do not include comparisons against stochastic sampling baselines like BON, leaving it unclear whether their feedback mechanisms meaningfully contribute to performance improvements. To address this, we conduct controlled experiment to isolate the effect of adaptive feedback in IAD from sampling diversity. Specifically, we reduce the generation temperature (to 0.1, 0.05, and 0.0), thereby minimizing randomness in the generation process. We then evaluate the performance of both IAD and BON over multiple iterations under these low-stochasticity settings as in Figures 5, 9

Key Takeaway IAD consistently improves across iterations even with minimal sampling noise, whereas BoN performance stagnates. This demonstrates that the gains from IAD are not merely due to diversity in generation, but rather from the verifier-guided adaptive feedback-driven refinement (further details in Section 4.1)

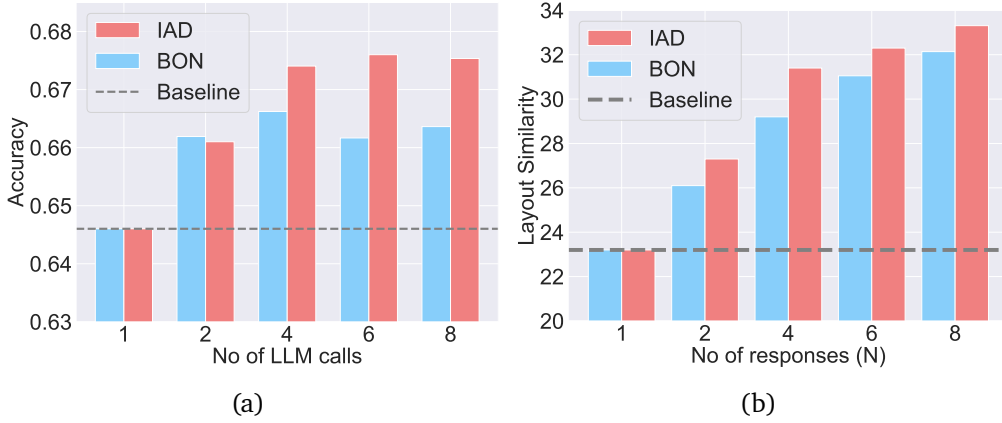


Figure 8 | Performance comparison of IAD, BON with improved Model- Gemini-2.0-Flash on (a) **Text2SQL** and (b) **Sketch2Code** across varying iterations. Improvement in Multi-modal understanding of Gemini-2.0 over Gemini-1.5 as evident in performance (Baseline improves from 18 to 23). In Text2SQL, performance remains comparable to Gemini-1.5-Pro. In Text2SQL, performance of BON improves and gap reduces although still IAD outperforms.

4. Experimental Analysis

In this section, we provide detailed discussion on the experimental analysis with respect to the agentic tasks below. For all our experiments, we have utilized NVIDIA A100-SXM4-40GB GPU with 40GB of VRAM, running on CUDA 12.4 and driver version 550.90.07.

4.1. Sketch2code Results and Analysis

Evaluation metrics and Baselines. We evaluate our approach against SoTA baselines using (i) Layout Similarity, (ii) Visual IoU, and (iii) Text IoU with reference HTML (Li et al., 2024b). These metrics strongly correlate ($\approx 90\%$) with human satisfaction (Li et al., 2024b) (details in Appendix). We use layout similarity as a verifier alongside LLM-as-judge (Li et al., 2024b) to refine the generations for both BON (Beirami et al., 2024) and IAD. We compare our proposed approach IAD against single-turn SoTA models (GPT-4o, Claude-3, InternVL2, Gemini-1.5-Flash, CoT) and multi-response approaches (BON, Sk2code). We compare the performance on the same evaluation setup and dataset as used in (Li et al., 2024b).

Initial results. Figure 1 and Table 1 qualitatively and quantitatively show that single-turn approaches, including SoTA models, fail to maintain the layout structure, block positions, text placement, and sizing, leading to poor alignment with the reference layout. These models score low across all three metrics. Multi-response methods significantly improve performance, even with $N=2$ samples. BON, using the weaker Gemini-1.5-Flash, outperforms single-turn models. With $N=4$, BON surpasses SoTA single-turn models by 2 – 4% (absolute improvement), accurately capturing block positioning, title blocks, and overall layout. Performance monotonically improves with more responses, with layout scores rising from 20.41 to 25.7 as N increases to six.

Benefits of IAD (ours). BON struggles with fine-grained layout details and often repeats positional errors across all N generations (Figure 1). In contrast, IAD iteratively refines responses, leading to a $\approx 3-4\%$ improvement (absolute) over BON and single-turn SoTA (Claude) in just two iterations ($N=2$), even with the simpler Gemini-1.5-Flash model (Table 1). At each iteration, IAD incorporates the best and worst HTML outputs as context, along with refinement instructions (with and without LLM judge).

This enables progressive learning of layout components and image semantics, significantly enhancing output quality. As iterations increase, IAD achieves a high layout score of 26.75, outperforming all baselines with the same number of generations.

Method	Exe Acc
DIN-SQL + GPT-4	50.72
DAIL-SQL + GPT-4	54.76
MAC-SQL + GPT-4	57.56
MCS-SQL + GPT-4	63.36
E-SQL + GPT-4o	65.58
IAD + GPT-4o	65.97
IAD + Gemini-1.5-pro	68.05

Table 2 | **Text2SQL** - Execution accuracy comparison of previous works with our proposed approach

We also evaluate Image and Text IoU scores to check for reward over-optimization. However, as shown in Table 1 and Figure 3, text and image similarities also improve, confirming consistency in IAD’s performance gains over BON. Notably, with more generations, the performance gap between IAD and BON narrows. We also qualitatively (appendix) and quantitatively evaluate the performance across various samples with IAD which shows improvement in scores across the iterations for examples Figure 5c. The increasing trend for samples show that our approach is able to improve the performance with increased iterations/inference compute. To further investigate and disentangle the improvement of IAD over BON or stochastic parallel sampling, we reduce the temperature (0.0, 0.05, 0.1) and perform IAD and still observe the trend in performance as shown in 5a 5b, whereas the performance of BON ceases at layout score of ~ 21.9 even if we increase the N. This clearly shows the importance of adaptive feedback to gain a higher performance in-terms of layout score of ~ 26 .

Ablation. We also consider the sensitivity of the token length of the context plays a critical role in this case, where providing the entire HTML can affect the entropy of the distribution, and thus, over-conditioning can hinder structured generation by reducing diversity and exploration. Thus, we provide only the top 200-300 tokens of the best (and worst) HTMLs. However, we remark that if there were a judge to highlight which portion of the code needs to be updated, that would be more targeted. Hence, we incorporate LLM-judge (Gemini-1.5-Pro), which has the reference policy, and it checks with the current response and provides feedback on improvement and sometimes snippets of HTML as well (however, we restrict that to 200 tokens -5-6% of the original HTML). This leads to an additional improvement of 2-4% (absolute improvement) for the layout score with just two iterations and a final score of ~ 28 with 6 iterations, demonstrating the importance of iterative approaches with judge feedback for agent performance.

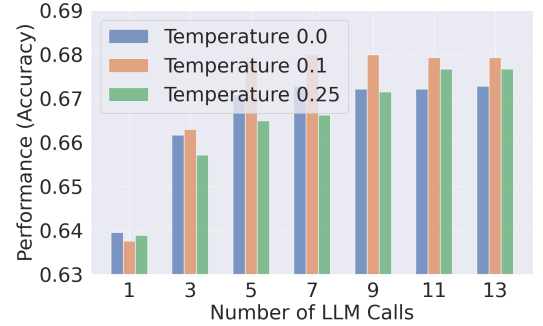


Figure 9 | **Text2SQL** :Compares the accuracy of IAD on BIRD development set at low temperature across varying number of generations to highlight the improvement from iterative feedback based on IAD.

We have kept the judge-prompt similar as Sk2code (Li et al., 2024b) for fairness in evaluation. It is important to note that IAD-fb represents that we augment the judge feedback along with our best and worst response and generic instruction prompt as described in Algorithm. We admit that its indeed possible to learn more specific prompts to construct a better judge via training/prompt-tuning,

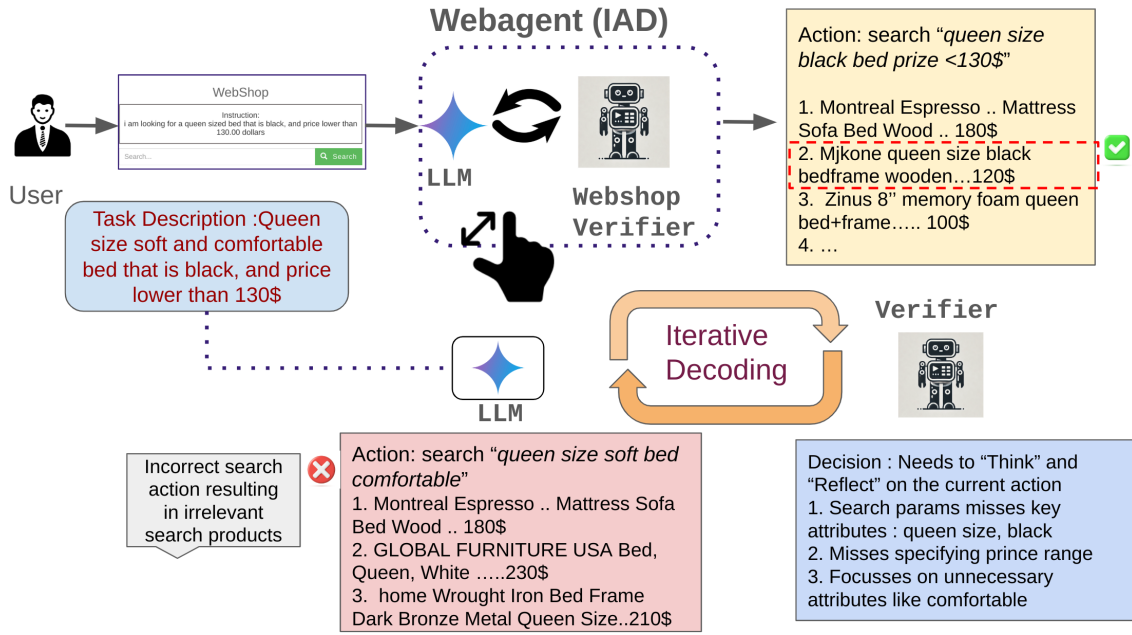


Figure 10 | Qualitative illustration of IAD in improving the action taking capabilities of Webagent for Webshop environment (Yao et al., 2023) over direct generation, where IAD improves the search action by iteratively reviewing and refining the actions.

however that’s outside the main scope of this work. Overall, in all our analyses, our findings remain consistent, where IAD outperforms baselines.

4.1.1. Text-to-SQL Results and Analysis

In this section, we detail the experiments conducted on the BIRD text-to-SQL benchmark (Li et al., 2024a). Our evaluation involved two models, Gemini-1.5-pro and Gemini-1.5-flash, to test our proposed approach and compare it against baseline methods.

IAD vs test-time-compute methods: We compared our method to two baselines: few-shot chain-of-thought prompting and the best-of-N approach, both implemented using the same models. These comparisons highlight the effectiveness of our multi-turn strategy in narrowing the gap between the reference distribution and the optimal distribution. Our multi-turn approach addresses common issues in single-turn generation, which can produce SQL queries with syntax and semantic errors. By incorporating multiple rounds of response selection and feedback, our method effectively corrects these errors. Moreover in the multi-turn setting, the reward model benefits from observing query execution results, allowing it to more readily identify syntax and semantic issues. For the few-shot prompting baseline, we employed two metrics—Pass@K and Majority@K—to evaluate the quality of the generated candidate queries. In order to obtain candidate queries we execute our approach multiple times with three rounds of refinement. As shown in Figure 7, our approach consistently produces candidate sets with higher correctness. In contrast, the best-of-N method aggregates results, using self-consistency; therefore, we used the original execution accuracy for its evaluation. To ensure a fair comparison, we computed accuracy across different numbers of LLM calls. In our method, we first generate a draft SQL query, followed by multiple rounds of evaluation, feedback generation, and query refinement, each contributing to the LLM call count. As illustrated in Figure 7, our approach consistently produce higher accuracy across different number of LLM calls compared to the best of

N approach. Similar to the previous section, Figure 9 demonstrates the performance improvement when increasing the number of LLM calls across different temperatures.

IAD vs Text-to-SQL baselines We also compare our approach with several baseline methods in the text-to-SQL domain that do not rely on fine-tuning on the BIRD train set, ensuring a fair comparison. These baselines originate from different families of methods, for example, MCS-SQL (Lee et al., 2024) is a variant of the best-of-N method, DIN-SQL (Pourreza and Rafiei, 2024) and DAIL-SQL (Gao et al., 2023) employ human-engineered few-shot prompts to achieve higher performance, and MAC-SQL (Wang et al., 2023) is a multi-agent approach designed specifically for text-to-SQL tasks. The results of these comparisons are provided in Table 2, where we achieved the highest execution accuracy by 3% margin compared to the second best method.

4.2. Webshop Results and Analysis

Models	(PR)	(SR)
Lemur-70b	71	11
Mistral-7b	68.2	13.9
Vicuna-13b-16k	73	21
Gemini-1.5-Flash	71.3	26.5
GPT-3.5-Turbo-16k	73	27
Text-Davinci-003	72	29
Gemini-1.5-Pro	73.5	29.3
BON-SC + Gemini-1.5-Pro	74.12	30.31
DeepSeek-67b	72	31
GPT-3.5-Turbo	76	35
IAD + Gemini-1.5-Pro	71	38.3
GPT-4	75.8	38.5
GPT-4o	73.1	40.3
BON-SC + GPT-4o	74.21	41.09
IAD + GPT-4o	74.6	44.68

Table 3 | **Webshop**- Progress Rate (PR) and Success Rate (SR) for Models in the Webshop Environment (Yao et al., 2023). Perform a comparison of IAD (with two models GPT-4o and Gemini-1.5-Pro) against SoTA baselines for the Webshop Leaderboard with the evaluation similar to followed in Agentboard (Ma et al., 2024). For BON-SC, we generated N=3 responses, similarly we used three feedback steps for IAD.

For all the experiments, we use greedy decoding with temperature=0.1, top p = 1.0 for our results. For BON-SC, we try to vary the temperature to generate more diverse responses. We compare IAD* against SoTA baselines, including Lemur, Mistral, Vicuna, Gemini, and GPT models, in the Webshop environment, where agents interact with webpages through search and click actions. Performance is measured via progress rate (PR) and success rate (SR), with SR being the key metric for exact attribute satisfaction. We follow the same evaluation methodology as AgentBoard (Ma et al., 2024). IAD* outperforms baselines, achieving 8-10% improvement (absolute) in SR across most models with Gemini-1.5 including BON and achieves an improvement of over 3-4% (absolute) with very strong GPT-4o as shown in Table 3.

To further enhance performance, we introduce feedback-based iterative refinement, where agents receive prompts like "Reflect on your previous action and improve upon it", "Improve the previous actions focusing on key-attributes", "Follow the format to be action.name-'search' and action.params

-*red tshirt....*” for allowing LLMs to iteratively refine their decisions. A verifier-based LLM judge determines when to iterate or finalize actions. We also compare IAD* with BON-SC (Best-of-N with Self-Consistency, $N=3$) but find that BON provides limited improvement due to low diversity in generations, even with temperature = 0.6. Beyond this, higher temperatures introduce irrelevant attributes, reducing effectiveness.

In contrast, IAD* improves search queries by refining unwanted attributes, enhancing focus on key parameters. Additionally, to show the effectiveness, we perform with a weaker version of Gemini-1.5-Flash-001 and perform the experiment, where we observe that it needs more iterations to actually follow the action format, without this iteration it fails to provide response in a meaningful format. On the other-hand, we approach the same with BON-SC which couldn’t improve much due to the issue in diverse response generation as highlighted before.

5. Conclusion

In this work, we proposed IAD : an iterative decoding approach for AI agent alignment with black box access which highlights the effectiveness of iterative decoding (guided by a verifier) for these complex agentic tasks. IAD enhances prior baselines by dynamically integrating verification and critique mechanisms to iteratively refine and improve response quality. Experimental results across diverse domains show that our approach consistently outperforms several existing baselines including highly competitive BON highlighting its ability to bridge the gap between reference and optimal policies at inference time.

6. Limitations

While IAD — our proposed iterative decoding approach — improves upon prior baselines by leveraging verifier feedback, it is inherently sequential, leading to increased computational overhead compared to easily parallizable BON approaches. Addressing this trade-off between quality improvement and computational efficiency remains an important area for future research. Efficient optimization approaches, such as adaptive stopping, speculative decoding, and more efficient verifier-guided selection, could improve the efficiency in iterative decoding for agentic tasks. Additionally, verifier and judge plays a crucial role in our approach. Thus a more concrete investigation and selection of a judge for these challenging tasks is a valid and crucial next step of our work. We highlight that this work is of academic nature and has no direct or immediate harmful impacts to society. However, since this work deals with improving AI agents, it should be done under safety protocols and guidelines. We want to highlight that this study is limited to English language text primarily due to the nature of open-source datasets used.

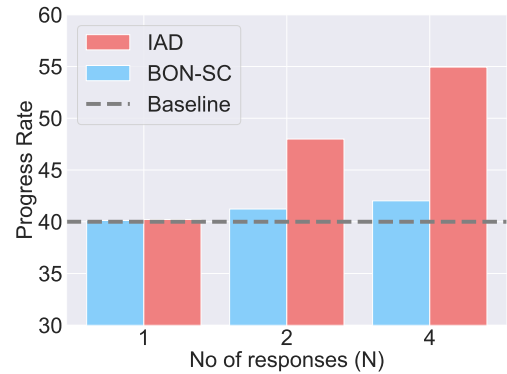


Figure 11 | **Webshop** : Progress-rate comparison of IAD over Best of N with Self-consistency (BON-SC) and baseline on random selected 20% of the total evaluation set using weaker Gemini-1.5-Flash-01 (weaker model). Figure highlights the importance of iterative feedback while generation. Evaluation was done with a weaker model and on a subset of eval examples.

References

- A. Amini, T. Vieira, and R. Cotterell. Variational best-of-n alignment, 2024. URL <https://arxiv.org/abs/2407.06057>.
- Y. Bai, A. Jones, K. Ndousse, A. Askell, A. Chen, N. DasSarma, D. Drain, S. Fort, D. Ganguli, T. Henighan, et al. Training a helpful and harmless assistant with reinforcement learning from human feedback. *arXiv preprint arXiv:2204.05862*, 2022.
- A. Beirami, A. Agarwal, J. Berant, A. D’Amour, J. Eisenstein, C. Nagpal, and A. T. Suresh. Theoretical guarantees on the best-of-n alignment policy, 2024. URL <https://arxiv.org/abs/2401.01879>.
- S. Chakraborty, S. S. Ghosal, M. Yin, D. Manocha, M. Wang, A. S. Bedi, and F. Huang. Transfer q star: Principled decoding for llm alignment, 2024. URL <https://arxiv.org/abs/2405.20495>.
- P. Chao, A. Robey, E. Dobriban, H. Hassani, G. J. Pappas, and E. Wong. Jailbreaking black box large language models in twenty queries, 2024. URL <https://arxiv.org/abs/2310.08419>.
- X. Chen, M. Lin, N. Schärli, and D. Zhou. Teaching large language models to self-debug, 2023. URL <https://arxiv.org/abs/2304.05128>.
- A. Costarelli, M. Allen, R. Hauksson, G. Sodunke, S. Hariharan, C. Cheng, W. Li, J. Clymer, and A. Yadav. Gamebench: Evaluating strategic reasoning abilities of llm agents, 2024. URL <https://arxiv.org/abs/2406.06613>.
- H. Deng and C. Raffel. Reward-augmented decoding: Efficient controlled text generation with a unidirectional reward model. *arXiv preprint arXiv:2310.09520*, 2023.
- Y. Fu, D.-K. Kim, J. Kim, S. Sohn, L. Logeswaran, K. Bae, and H. Lee. Autoguide: Automated generation and selection of context-aware guidelines for large language model agents, 2024. URL <https://arxiv.org/abs/2403.08978>.
- D. Gao, H. Wang, Y. Li, X. Sun, Y. Qian, B. Ding, and J. Zhou. Text-to-sql empowered by large language models: A benchmark evaluation. *arXiv preprint arXiv:2308.15363*, 2023.
- Y. Gao, Y. Liu, X. Li, X. Shi, Y. Zhu, Y. Wang, S. Li, W. Li, Y. Hong, Z. Luo, et al. Xiyan-sql: A multi-generator ensemble framework for text-to-sql. *arXiv preprint arXiv:2411.08599*, 2024.
- L. Gui, C. Gârbaea, and V. Veitch. Bonbon alignment for large language models and the sweetness of best-of-n sampling. *Advances in Neural Information Processing Systems*, 37:2851–2885, 2025.
- S. Han, I. Shenfeld, A. Srivastava, Y. Kim, and P. Agrawal. Value augmented sampling for language model alignment and personalization. *arXiv preprint arXiv:2405.06639*, 2024.
- X. Huang, S. Cheng, S. Huang, J. Shen, Y. Xu, C. Zhang, and Y. Qu. Queryagent: A reliable and efficient reasoning framework with environmental feedback-based self-correction, 2024. URL <https://arxiv.org/abs/2403.11886>.
- K. G. Jamieson, R. D. Nowak, and B. Recht. Query complexity of derivative-free optimization, 2012. URL <https://arxiv.org/abs/1209.2434>.
- B. Jiang, Y. Xie, X. Wang, Y. Yuan, Z. Hao, X. Bai, W. J. Su, C. J. Taylor, and T. Mallick. Towards rationality in language and multimodal agents: A survey, 2024. URL <https://arxiv.org/abs/2406.00252>.

- M. Khanov, J. Burapachee, and Y. Li. Args: Alignment as reward-guided search, 2024. URL <https://arxiv.org/abs/2402.01694>.
- M. Kinniment, L. J. K. Sato, H. Du, B. Goodrich, M. Hasin, L. Chan, L. H. Miles, T. R. Lin, H. Wijk, J. Burget, A. Ho, E. Barnes, and P. Christiano. Evaluating language-model agents on realistic autonomous tasks, 2024. URL <https://arxiv.org/abs/2312.11671>.
- D. Lee, C. Park, J. Kim, and H. Park. Mcs-sql: Leveraging multiple prompts and multiple-choice selection for text-to-sql generation. *arXiv preprint arXiv:2405.07467*, 2024.
- J. Li, B. Hui, G. Qu, J. Yang, B. Li, B. Li, B. Wang, B. Qin, R. Geng, N. Huo, et al. Can llm already serve as a database interface? a big bench for large-scale database grounded text-to-sqls. *Advances in Neural Information Processing Systems*, 36, 2024a.
- R. Li, Y. Zhang, and D. Yang. Sketch2code: Evaluating vision-language models for interactive web design prototyping, 2024b. URL <https://arxiv.org/abs/2410.16232>.
- X. Liu, H. Yu, H. Zhang, Y. Xu, X. Lei, H. Lai, Y. Gu, H. Ding, K. Men, K. Yang, S. Zhang, X. Deng, A. Zeng, Z. Du, C. Zhang, S. Shen, T. Zhang, Y. Su, H. Sun, M. Huang, Y. Dong, and J. Tang. Agentbench: Evaluating llms as agents, 2023. URL <https://arxiv.org/abs/2308.03688>.
- Y. Liu, X. Peng, J. Cao, S. Bo, Y. Zhang, X. Zhang, S. Cheng, X. Wang, J. Yin, and T. Du. Tool-planner: Task planning with clusters across multiple tools, 2024. URL <https://arxiv.org/abs/2406.03807>.
- C. Ma, J. Zhang, Z. Zhu, C. Yang, Y. Yang, Y. Jin, Z. Lan, L. Kong, and J. He. Agentboard: An analytical evaluation board of multi-turn llm agents, 2024. URL <https://arxiv.org/abs/2401.13178>.
- K. Maamari, F. Abubaker, D. Jaroslawicz, and A. Mhedhbi. The death of schema linking? text-to-sql in the age of well-reasoned language models. *arXiv preprint arXiv:2408.07702*, 2024.
- A. Madaan, N. Tandon, P. Gupta, S. Hallinan, L. Gao, S. Wiegreffe, U. Alon, N. Dziri, S. Prabhunoye, Y. Yang, S. Gupta, B. P. Majumder, K. Hermann, S. Welleck, A. Yazdanbakhsh, and P. Clark. Self-refine: Iterative refinement with self-feedback, 2023. URL <https://arxiv.org/abs/2303.17651>.
- N. Mehrabi, P. Goyal, C. Dupuy, Q. Hu, S. Ghosh, R. Zemel, K.-W. Chang, A. Galstyan, and R. Gupta. Flirt: Feedback loop in-context red teaming, 2024. URL <https://arxiv.org/abs/2308.04265>.
- Y. Mroueh. Information theoretic guarantees for policy alignment in large language models, 2024. URL <https://arxiv.org/abs/2406.05883>.
- S. Mudgal, J. Lee, H. Ganapathy, Y. Li, T. Wang, Y. Huang, Z. Chen, H.-T. Cheng, M. Collins, T. Strohman, J. Chen, A. Beutel, and A. Beirami. Controlled decoding from language models, 2024. URL <https://arxiv.org/abs/2310.17022>.
- N. Muennighoff, Z. Yang, W. Shi, X. L. Li, L. Fei-Fei, H. Hajishirzi, L. Zettlemoyer, P. Liang, E. Candès, and T. Hashimoto. s1: Simple test-time scaling, 2025. URL <https://arxiv.org/abs/2501.19393>.
- R. Nakano, J. Hilton, S. Balaji, J. Wu, L. Ouyang, C. Kim, C. Hesse, S. Jain, V. Kosaraju, W. Saunders, et al. Webgpt: Browser-assisted question-answering with human feedback. *arXiv preprint arXiv:2112.09332*, 2021.

- L. Ouyang, J. Wu, X. Jiang, D. Almeida, C. L. Wainwright, P. Mishkin, C. Zhang, S. Agarwal, K. Slama, A. Ray, J. Schulman, J. Hilton, F. Kelton, L. Miller, M. Simens, A. Askell, P. Welinder, P. Christiano, J. Leike, and R. Lowe. Training language models to follow instructions with human feedback, 2022a. URL <https://arxiv.org/abs/2203.02155>.
- L. Ouyang, J. Wu, X. Jiang, D. Almeida, C. L. Wainwright, P. Mishkin, C. Zhang, S. Agarwal, K. Slama, A. Ray, J. Schulman, J. Hilton, F. Kelton, L. Miller, M. Simens, A. Askell, P. Welinder, P. Christiano, J. Leike, and R. Lowe. Training language models to follow instructions with human feedback, 2022b.
- A. Patel, M. Hofmarcher, C. Leoveanu-Condrei, M.-C. Dinu, C. Callison-Burch, and S. Hochreiter. Large language models can self-improve at web agent tasks, 2024. URL <https://arxiv.org/abs/2405.20309>.
- M. Pourreza and D. Rafiei. Din-sql: Decomposed in-context learning of text-to-sql with self-correction. *Advances in Neural Information Processing Systems*, 36, 2024.
- M. Pourreza, H. Li, R. Sun, Y. Chung, S. Talaei, G. T. Kakkar, Y. Gan, A. Saberi, F. Ozcan, and S. O. Arik. Chase-sql: Multi-path reasoning and preference optimized candidate selection in text-to-sql. *arXiv preprint arXiv:2410.01943*, 2024.
- Y. Qu, T. Zhang, N. Garg, and A. Kumar. Recursive introspection: Teaching language model agents how to self-improve, 2024. URL <https://arxiv.org/abs/2407.18219>.
- A. Setlur, N. Rajaraman, S. Levine, and A. Kumar. Scaling test-time compute without verification or rl is suboptimal, 2025. URL <https://arxiv.org/abs/2502.12118>.
- L. Shani, A. Rosenberg, A. Cassel, O. Lang, D. Calandriello, A. Zipori, H. Noga, O. Keller, B. Piot, I. Szpektor, A. Hassidim, Y. Matias, and R. Munos. Multi-turn reinforcement learning from preference human feedback, 2024. URL <https://arxiv.org/abs/2405.14655>.
- N. Stiennon, L. Ouyang, J. Wu, D. Ziegler, R. Lowe, C. Voss, A. Radford, D. Amodei, and P. F. Christiano. Learning to summarize with human feedback. *Advances in neural information processing systems*, 33:3008–3021, 2020.
- S. Talaei, M. Pourreza, Y.-C. Chang, A. Mirhoseini, and A. Saberi. Chess: Contextual harnessing for efficient sql synthesis. *arXiv preprint arXiv:2405.16755*, 2024.
- K. Valmeekam, K. Stechly, and S. Kambhampati. Llms still can’t plan; can lrms? a preliminary evaluation of openai’s o1 on planbench, 2024. URL <https://arxiv.org/abs/2409.13373>.
- M. Verma, S. Bhambri, and S. Kambhampati. On the brittle foundations of react prompting for agentic large language models, 2024. URL <https://arxiv.org/abs/2405.13966>.
- B. Wang, C. Ren, J. Yang, X. Liang, J. Bai, Q.-W. Zhang, Z. Yan, and Z. Li. Mac-sql: Multi-agent collaboration for text-to-sql. *arXiv preprint arXiv:2312.11242*, 2023.
- X. Wang, J. Wei, D. Schuurmans, Q. Le, E. Chi, S. Narang, A. Chowdhery, and D. Zhou. Self-consistency improves chain of thought reasoning in language models. *arXiv preprint arXiv:2203.11171*, 2022.
- C. Yang, X. Wang, Y. Lu, H. Liu, Q. V. Le, D. Zhou, and X. Chen. Large language models as optimizers, 2024a. URL <https://arxiv.org/abs/2309.03409>.
- J. Yang, A. Prabhakar, K. Narasimhan, and S. Yao. Intercode: Standardizing and benchmarking interactive coding with execution feedback, 2023. URL <https://arxiv.org/abs/2306.14898>.

- J. Q. Yang, S. Salamatian, Z. Sun, A. T. Suresh, and A. Beirami. Asymptotics of language model alignment. In *2024 IEEE International Symposium on Information Theory (ISIT)*, pages 2027–2032. IEEE, 2024b.
- K. Yang and D. Klein. Fudge: Controlled text generation with future discriminators. *arXiv preprint arXiv:2104.05218*, 2021.
- S. Yao, H. Chen, J. Yang, and K. Narasimhan. Webshop: Towards scalable real-world web interaction with grounded language agents, 2023. URL <https://arxiv.org/abs/2207.01206>.
- Y. Zhou, A. Zanette, J. Pan, S. Levine, and A. Kumar. Archer: Training language model agents via hierarchical multi-turn rl, 2024. URL <https://arxiv.org/abs/2402.19446>.

A. Detailed Environment Description

1. Text-to-SQL Text-to-SQL serves as a critical interface between natural language and structured query languages by enabling users to translate natural language queries into executable SQL commands. This functionality empowers individuals without SQL expertise to interact with complex databases, thereby facilitating data exploration, informed decision-making, automated analytics, and advanced feature extraction for machine learning. Generally, a Text-to-SQL system receives a natural language question and any pertinent metadata about the tables and columns, which serves as external knowledge to aid in database comprehension. Consequently, such systems are responsible not only for interpreting user intent and identifying relevant information from a potentially vast set of tables and columns but also for generating SQL queries that may include multiple conditions—a process that is inherently reasoning intensive. To evaluate our proposed framework, we employ the BIRD benchmark (Li et al., 2024a), a challenging and widely used dataset in the Text-to-SQL domain. BIRD comprises an extensive collection of 12,751 unique question-SQL pairs drawn from 95 large databases with a total size of 33.4 GB. The benchmark spans more than 37 professional domains, including blockchain, hockey, healthcare, and education, making it a comprehensive resource for assessing the robustness and generalizability of Text-to-SQL systems. The primary metric for model comparison in this domain is execution accuracy (EX), where the ground truth SQL query and the predicted SQL query are both executed over the target database, if they both generate same sets of results the accuracy for the predicted SQL query is considered as accurate.

2. Sketch2code: Sketch2code (Li et al., 2024b) challenges and evaluates the multi-modal capabilities of agent where the objective is transform wireframe-style rough user sketches into functional HTML prototypes with embedded CSS. Sketch2Code uniquely tests multi-modality, requiring structured code generation from imprecise visual input, often leading to misaligned text, incorrect spacing, and structural inconsistencies. This leads to challenges such as misaligned text, incorrect spacing, missing components, structural inconsistencies, making it an extremely challenging benchmark for multimodal LLMs. The complexity of this task arises from: ambiguity in hand-drawn sketches, where component boundaries, spacing, and positioning are not precisely defined. The evaluation of the generation is done primarily with three key metrics : *Layout Similarity*, *Text IOU*, *Image IOU*. Layout Similarity (IoU-based metrics): Intersection-over-Union (IoU) is computed for different UI components (e.g., buttons, images, text blocks) to measure how well their positions match the reference. Intersection-over-Union (IoU) is computed for different UI components (e.g., buttons, images, text blocks) to measure how well their positions match the reference implementation. Text-IOU similarly measures how accurately the generated text aligns with the reference design. Image IOU uses CLIP embeddings to compare the visual appearance of the generated webpage with the reference design and evaluates color similarity, element positioning, and component rendering. These metrics provide a reliable way to measure the quality of the generated response and strongly correlates with human judgement. Evaluations are done also with LLM as judge to compare the performance.

3. Webshop is a large-scale, web-based interactive environment designed to test an AI agent’s capability to perform sequential decision-making in an online shopping scenario under sparse feedback (Yao et al., 2023). The environment is modeled as a partially observable Markov decision process, where the agent navigates a simulated e-commerce platform to fulfill a user’s product request based on natural language instructions. At each step, the agent receives an observation in the form of a webpage—such as search results, product details, or checkout options—and must decide on an action, including searching for a product, clicking on an item, or selecting options. The evaluation is based on success rate (SR), which measures whether the agent successfully selects a product that matches all specified criteria (attributes, price, and options), and task score, which represents the overall alignment of the final selection with the given instruction. The WebShop environment presents

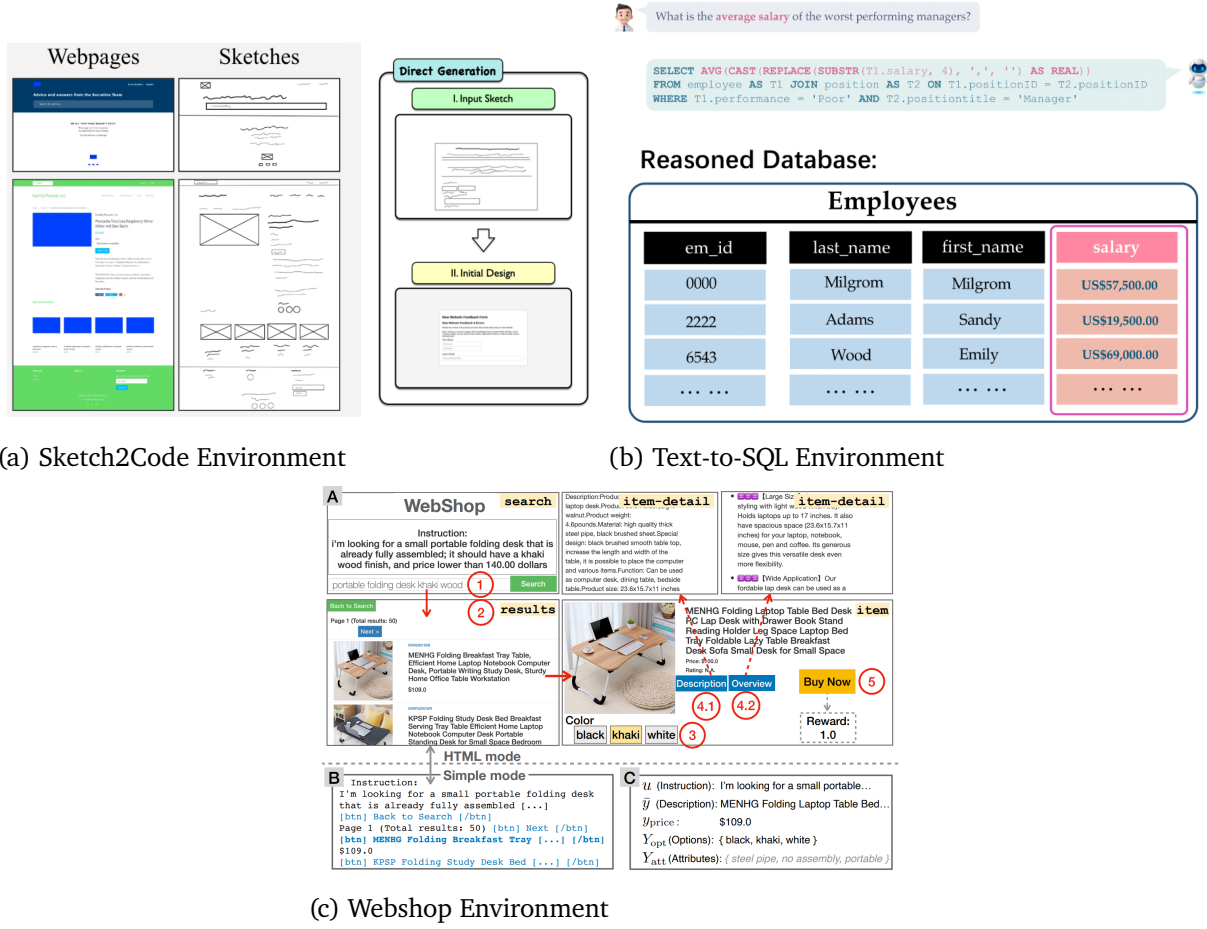


Figure 12 | These three figures given an overview of three diverse and challenging agentic tasks that we consider to evaluate the performance of agents with our proposed approach vs baselines -(a) Sketch2code(Li et al., 2024b) (b)Text2SQL (Li et al., 2024a) and (c) Webshop (Yao et al., 2023)

significant challenges, including sparse rewards (since feedback is only provided at the end of an episode), the need for strategic backtracking and exploration, and handling noisy or ambiguous natural language instructions. This setup makes WebShop a rigorous benchmark for evaluating long-horizon reasoning, language understanding, and decision-making in real-world-like online navigation scenarios.

A.1. Limitation of Single-turn Approach

In this section we characterize the performance gap Δ as the difference between the reward the optimal or ground-truth agent is achieving vs the reward achieved by the reference agent achieved by the reference agent policy (Mroueh, 2024):

$$\begin{aligned}\Delta &= \mathbb{E}_{y \sim \pi^*(\cdot|x)} [R(x, y)] - \mathbb{E}_{y \sim \pi_0(\cdot|x)} [R(x, y)] \\ &\leq \sup_{R \in \mathcal{R}} \mathbb{E}_{y \sim \pi^*(\cdot|x)} [R(x, y)] - \mathbb{E}_{y \sim \pi_0(\cdot|x)} [R(x, y)] \\ &\leq \|R\|_{\max} d_{TV}(\pi^*(\cdot|x), \pi_0(\cdot|x)),\end{aligned}$$

where $R(x, y)$ represents the reward function measuring the quality of the generated response, and $d_{TV}(\pi^*(\cdot|x), \pi_0(\cdot|x))$ is the total variation (TV) distance between the optimal policy $\pi^*(\cdot|x)$ and the

reference policy $\pi_0(\cdot|x)$. This result demonstrates that the performance gap Δ is inherently limited by the quality of the reference agent policy $\pi_0(\cdot|x)$, as measured by its divergence from the optimal policy. Thus, if $\pi_0(\cdot|x)$ is close to $\pi^*(\cdot|x)$ (in terms of TV distance), the performance gap will be small, resulting in near-optimal responses and viceversa.




Figure 13 | **Sketch2code**: Qualitative evaluation of the generated HTMLs with BON sampling ($N=4$) corresponding to the user-sketch (left-bottom) and reference html (left-top). The figures show that BON performs much better in matching the reference HTML but still misses specific properties like rectangular structure, position of text, relative positioning of smaller blocks etc.

B. Detailed Experimental Analysis

B.1. Text-to-SQL Detailed Results and Analysis

In this section, we detail the experiments conducted on the BIRD text-to-SQL benchmark (Li et al., 2024a). For these experiments, we employed the Gemini-1.5-pro and Gemini-1.5-flash models both to generate actions at each state and as judge models to predict the reward. At each state, the LLM is provided with the database schema and the user’s query, based on which it generates a draft SQL query. This draft query is then evaluated by the judge model, which also produces feedback on how to improve the draft. The LLM uses this feedback to generate a revised query, establishing a self-correction loop. Finally, the answer with the highest reward value is selected as the candidate output. This process can be repeated to generate multiple candidate SQL queries. We then apply self-consistency (Wang et al., 2022) by executing all candidate queries over the database, grouping them based on their execution results, and selecting a query from the largest result cluster as the final answer. We first compare our proposed method with the widely used few-shot prompting approach in terms of Pass@k performance and final accuracy after self-consistency (Majority@K) using execution accuracy as the metric in order to demonstrate that using our method we can generate a pool of candidates with a higher quality. Subsequently, we compare our approach with the best-of-N approach which is one of the strong baselines as a test-time compute approaches to demonstrate the effectiveness of the proposed framework. Finally, we compare our method with all previously




Figure 14 | **Sketch2code**: Provides a qualitative verification of layout score as a metric and corresponding correlation to human judgement. It is evident that HTMLs with higher match with the reference layout (right-top) and user sketch(right-bottom) has higher layout score and vice-versa showing that its a valid metric.

proposed test-time methods on the BIRD development set benchmark, excluding works that rely heavily on fine-tuning LLMs (Gao et al., 2024; Maamari et al., 2024; Pourreza et al., 2024; Talaei et al., 2024) for a fair comparison.

B.2. Sketch2code

For Sketch2code (Li et al., 2024b), we provide a detailed comparison of our approach against SoTA baselines on several evaluation criterion and metrics. We used the hyperparameter setting of temperature = 0.6, max tokens = 4096, top p = 1.0, frequency/repetition penalty = 0.0, and presence penalty = 0.0 for all our results. For the metrics, we consider metrics centring 1. *Layout Similarity*, 2. *Visual IoU*, 3. *Text IoU* with reference HTML following (Li et al., 2024b). These metrics offer a comprehensive and reliable assessment of HTML generation quality, demonstrating a strong correlation (90%) with human satisfaction, as shown in (Li et al., 2024b) (further details in Appendix). Hence, we use Layout similarity as a verifier along with LLM-as-judge (Li et al., 2024b) to guide the generations for both BON (Beirami et al., 2024) and IAD. We report comparison with baseline single-turn approaches including SoTA models GPT-4o, Claude-3, InternVL2, Gemini-1.5-Flash, CoT and variants along with multi-response generation approaches including BON, Sk2code and IAD (Ours). *Single turn* approaches even from SoTA models fail to match the layout structure, position of blocks, textual content, size of the blocks etc in the given user-sketch, causing a mismatch w.r.t to the reference layout as can be clearly seen in Figure and achieves a low score in-terms of all the three metrics in-comparison with multi-response generation approaches even with N=2. Best-of-N

Judge Prompt for Sketch2code (similar to (Li et al., 2024b)): Act as you are a front-end designer working with a code agent to implement an HTML webpage . You are provided with two HTMLs : the first is the reference webpage, and the second one is the current implementation from the code agent . The task is to carefully compare the agent 's implementation against the reference webpage , and provide feedback to help the agent make its implementation closer to the reference webpage . Your feedback should be specific to the differences in layouts and visual components on the two webpages. Don't focus on the style components too much and focus on layout similarity and visual match with the reference webpage.

Feedback provided from Self-LLM : Iter1 : The HTML structure and CSS styling do not reflect the provided wireframe. Iter2 :The layout needs to be revised to accurately represent the sketch's two-column image section and the distribution of text blocks. Iter 3: The layout of the text blocks and image containers does not accurately reflect the provided wireframe. The layout uses flexbox but doesn't accurately reflect the sketch's proportions and image placement. The large image should be centered and the smaller images should be positioned to the left of their respective text blocks. Iter4 : Implement a more precise grid-based layout using CSS grid or flexbox to achieve the correct positioning and sizing of all elements. Iter 5: The provided HTML closely resembles the wireframe but still needs significant layout adjustments. Use CSS Grid to precisely position and size all elements according to the wireframe's proportions.

sampling (BON) with a weaker model *Gemini-1.5-Flash* improves over single-turn approaches and , with $N = 4$ generations, it outperforms SoTA models with single-turn responses by a margin of 15-18%, by correctly identifying the block position, title block, overall layout structures etc. We see monotonic improvement in performance over the number of responses as the layout score improves from 20.41 to 25.7 with 6 responses. However, BON struggles in incorporating fine-grained details about layout structure and makes some-times makes repetitive mistakes in the position of block in all the N generation for the prompts (as shown in Fig). Our proposed approach IAD, mitigates this gap by iteratively improving the responses and as shown in Table 1, it achieves a major improvement of 3 – 5% (absolute improvement) from BON as well as single-turn SoTA Claude with just 2 iterations (eq : $N=2$) even with simpler model *Gemini-1.5-Flash*. At each iteration, we pass the best and worst HTML as a context along with instruction, for generating the next iteration. We observe IAD is able to learn fine-grained layout components, image semantics over iterations with the context of the Best and Worst HTML. We see that with increased iterations, performance of IAD improves reaching to a very high layout score of 26.75, outperforming all baselines with same generations. We also report the Image and Text IoU scores while optimizing with the layout-score, to check for reward-overoptimization of the metric.

However, as can be observed in Table 1 and Figure-3, that text and image similarities are also improving over the iterations and our findings regarding comparison with baseline BON are consistent with the same. However, we observe that with increase number of generations the performance gets closer to BON. We also consider sensitivity of the token-length of the context plays a critical role in this case, where providing the entire HTMLs can affect the entropy of the distribution, and thus over-conditioning can hinder structured generation by reducing diversity and exploration (as shown in Figure). Thus, we provide only the top 200-300 tokens of the best (and worst) HTMLs. However, it is clear that if there would be a judge to highlight which portion of the code needs to be updated that

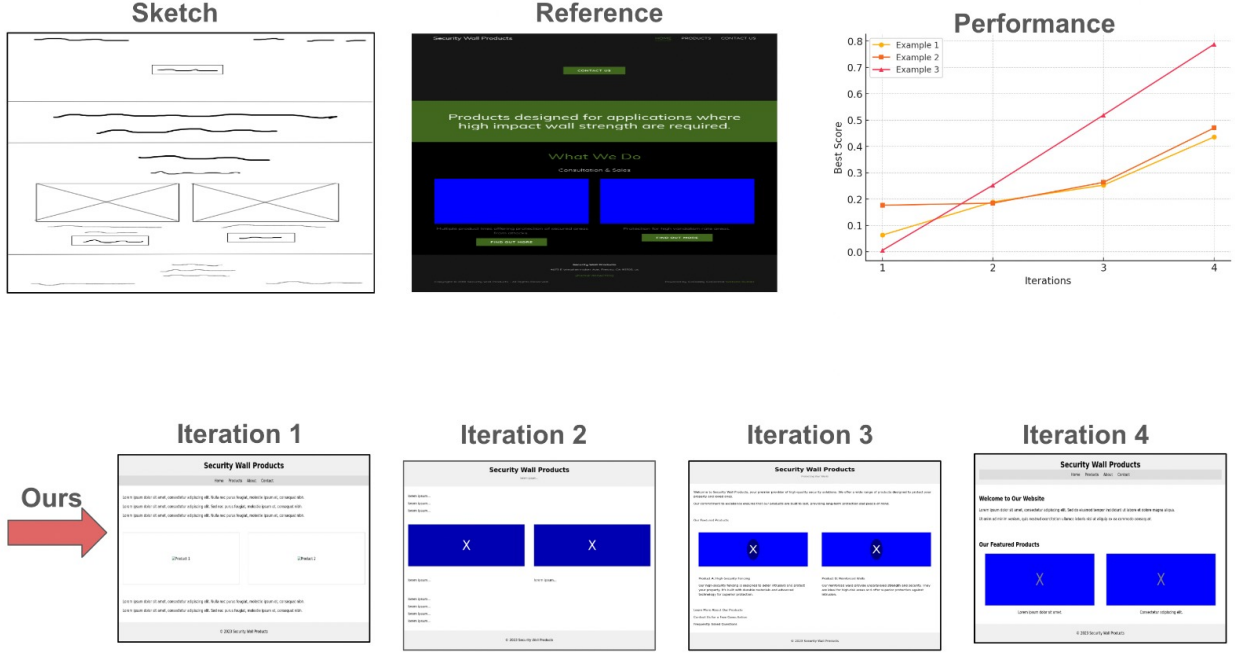


Figure 15 | **Sketch2code** : Top row shows the user sketch, reference image and the performance of IAD over iterations. The figure highlights improvement of IAD over 4-turns w.r.t Layout similarity score (1/100) for 3 examples. It shows clear improvement over iterations. We also qualitatively analyse the snapshots of the HTMLs generated by the agent, which demonstrates that over iteration the qualitative performance improves and matches the input sketch/reference HTML.

will be more targeted. Hence, we incorporate LLM-judge (Gemini-1.5-Pro) which has the reference policy and it checks with the current response and provide feedback on improvement and sometimes snippets of HTML as well (however, we restrict that to 100 tokens ~ 5-8% of the original HTML). This leads to an additional improvement of 2-4% for the layout score with just two iteration and final score of 28 with 6 iterations, demonstration the important of iterative approaches for agent performance. We have kept the judge-prompt similar as Sk2code (Li et al., 2024b) for fairness in evaluation. We admit that its indeed possible to learn more specific prompts to construct a better judge via training/prompt-tuning, however thats outside the main scope of this work. Overall, in all our analyses, our findings remain consistent, where IAD outperforms baselines.

B.3. Importance of Verifier and Reward functions

In this section, we provide a motivation and importance of the verifier in ensuring monotonic improvement with our proposed approach. We define $\pi^*(\cdot|x)$ as the target policy generating $y^* \sim \pi^*(\cdot|x)$. At each step t , we sample $y_{t+1} \sim \pi_0(\cdot|x, \hat{y}_t)$, where \hat{y}_t is the best response so far, and update $\hat{y}_{t+1} = \arg \max y \in (y_t, \hat{y}_t) R(x, y)$, accepting y_{t+1} if $R(x, y_t) - R(x, \hat{y}_t) > 0$. If $R(x, y)$ incorporates the information of $\pi^*(y|x)$ (upto a normalization i.e $R(x, y) = \frac{f(\pi^*(y|x))}{Z}$, f being a monotonic function), we show that our iterative refinement never deteriorates performance. In other words, we assume that for any two responses y_1, y_2 , if the reward function (Setlur et al., 2025) satisfies $R(x, y_1) > R(x, y_2)$ then it implies that the optimal policy assigns a higher probability to y_1 than y_2 , i.e $\pi^*(y_1|x) > \pi^*(y_2|x)$. A natural way to measure closeness to the optimal response is by estimating the distance under the true probability distribution (i.e target policy) $\pi^*(\cdot|x)$, defined as

$$d(\hat{y}_{t+1}, y^*) = \pi^*(y^*|x) - \pi^*(\hat{y}_{t+1}|x) \quad (4)$$

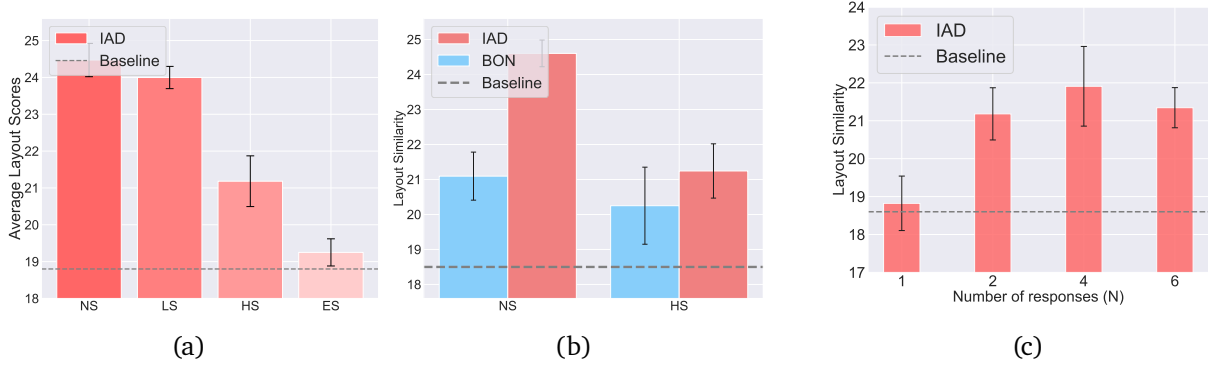


Figure 16 | **Sketch2code**: (a) Represents the performance of IAD w.r.t Layout score with varied sparsity NS (No Sparsity), LS (Low Sparsity) MS (Med Sparsity) and HS (High Sparsity) (b) Performance comparison with BON via varying sparsity which shows the improvement over BON is less with sparsity (c) Performance of IAD w.r.t Layout similarity with Sparsity via across varying the number of generations.

where the difference captures that how good the quality of the response is under optimal policy. If the response \hat{y}_{t+1} is highly optimal, then $d(\hat{y}_{t+1}, y^*)$ will be low and viceversa, when $\hat{y}_{t+1} = y^*$, the gap will be zero.

$$\begin{aligned}
 d(\hat{y}_t, y^*) &= \pi^*(y^*|x) - \pi^*(\hat{y}_t|x) \\
 &= \pi^*(y^*|x) - \pi^*(\hat{y}_t|x) - (\pi^*(\hat{y}_{t+1}|x) - \pi^*(\hat{y}_t|x)) \\
 &\leq \pi^*(y^*|x) - \pi^*(\hat{y}_t|x) = d(\hat{y}_t, y^*)
 \end{aligned} \tag{5}$$

where, we first add and subtract the term $\pi^*(\hat{y}_t|x)$. Then by definition of our acceptance rule, we ensure that $\pi^*(\hat{y}_{t+1}|x) - \pi^*(\hat{y}_t|x) \geq 0$, where equality occurs when $\hat{y}_{t+1} = \hat{y}_t$. Thus we have $d(\hat{y}_t) \leq d(\hat{y}_{t-1})$ i.e we ensure that the responses over the iteration are either improving or remain the same over iteration and won't deteriorate over iterations. However, it is important to note that this is based on the assumption that the reward function is aligned with the optimal distribution, meaning that selecting responses based on maximizing $R(x, y)$ leads to responses that are increasingly closer to the ground-truth distribution $\pi^*(\cdot|x)$. This highlights the criticality and accuracy of a true verifier in these agentic tasks as also shown in (Setlur et al., 2025)

Verifier and Reward function: We provide qualitative evaluation of considering layout similarity as a verifier due to its Interpretability and also correlation with human judgements also shown in (Li et al., 2024b). Additionally, we want to highlight that Sketch2code represents an extremely complex and challenging task for using self-LLM as a judge (Madaan et al., 2023) (without significant prompting) to compare between two generated HTMLs (by the agent) with its similarity to the input sketch and prompt. The input sketch has entirely different distribution than the image snapshot of the generated HTML which makes it harder for LLM as a judge to perform which is one of the reason we hypothesize that Self-refine (Madaan et al., 2023) type approaches doesn't provide improvements as shown in Table 1. On the other-hand, although LLM judge (oracle) provides more meaningful feedback when it has access to the reference HTML, however needs to be prompted efficiently to generate meaningful responses. We agree the fact that our judge (oracle) for the feedback was allowed to provide more context than the one used in (Li et al., 2024b). However, the performance improvement in (Li et al., 2024b) feedback approach is very less and we hypothesize major reasons can be not performing IAD type approach, where we take previous best response (HTML) in the context along with specific instructions. Even for LLM-judge (oracle), we leverage feedback along with the previous best and

worst HTMLs, which helps in providing more meaningful context to the agent in generating the correct HTML.

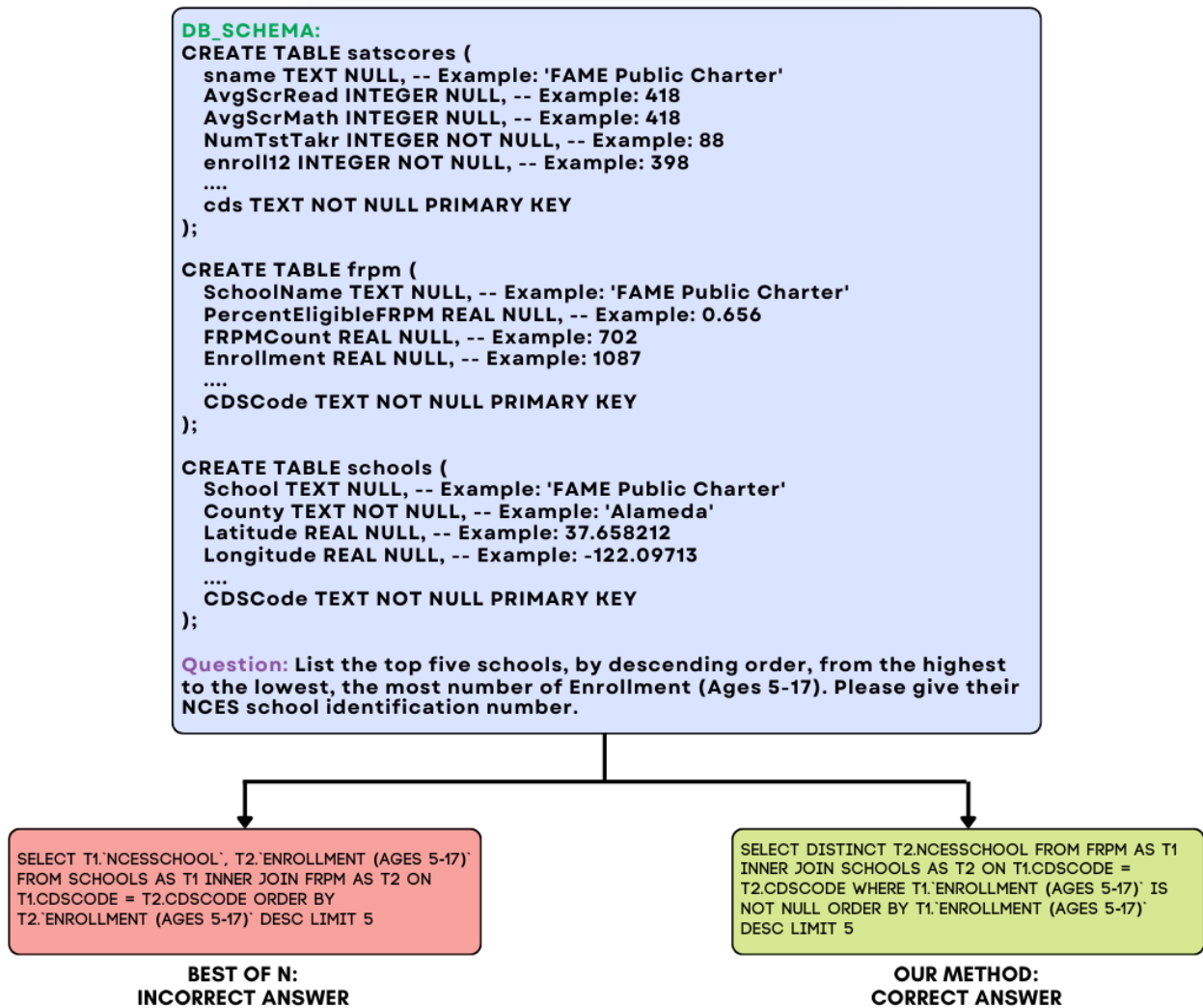


Figure 17 | **Text2SQL**: An example of two responses is presented: the first response, generated using our proposed approach, is correct, while the second response, produced using the best-of-N method, is incorrect.

Search: "blue color toothbrushes" → Product List Found → Selected: Hoomall Kids U-Shaped Toothbrush (Blue, \$10.95) → Clicked on Product → Purchased → Task Completed (Reward: 1.0)

Query	Search Attempts	Results Found	Final Outcome
Men's Black Loafers (Size 10.5, Rubber Soles, <60)	Multiple searches, clicked "Next" repeatedly, found unrelated shoes (sneakers, sandals, pumps)	None matched the requirement	Task Failed - No suitable options found (Reward: 0.0)
Blue Diamond Almonds (Gluten-Free, Pecan, 12 Pack)	Repeated searches, encountered "No Search button" error multiple times, retrieved irrelevant snack items	Nut Thins Crackers, Keto Bars, M&M's Chocolate	Task Failed - No relevant product found (Reward: 0.0)
Folding Storage Box Ottoman (Faux Leather, 60x40x40cm, <170)	Initial product matched but had incorrect size, next searches returned irrelevant furniture items	Found an ottoman, but wrong size & overpriced	Task Failed - No exact match found (Reward: 0.0)
Official Cleveland University Drawstring Shorts (Small, Charcoal, Machine Washable, <60)	Search led to incorrect results (Marvel T-Shirts, Women's Yoga Shorts), agent attempted refinement but couldn't find exact product	No official Cleveland University shorts found	Task Failed - No suitable options found (Reward: 0.0)
Organic Hair Growth Serum Roller Set (For All Hair Types, <60)	Search retrieved some serums but none matched exact request (wrong quantity or expensive)	Found a set, but incorrect product version	Task Failed - No exact match found (Reward: 0.0)

Table 4 | **Webshop** : Highlights several Failure Cases of the Baseline Agent (Gemini-1.5-Pro) in Retrieving Relevant products given the task. This represents the challenge of current model in performing strategic exploration in Webshop.

Size: 60x40x40cm **Material:** Faux Leather **Price:** Under \$170

- **Search** → "folding storage box ottoman faux leather 60x40x40cm"
- **Product List** → Found 50 results
 - Ottoman Footstool (40x40x40cm) - \$149.97
 - Other options did not match size or price
- **Click** → Select "Ottoman Footstool"
- **Size Selection** → Click "60x40x40cm"
- **Buy Now** → Proceed to checkout
- **Task Completed**

DB schema:

```
CREATE TABLE satscores (
  enroll12 INTEGER not null,
  dname TEXT null,
  ...
);
CREATE TABLE frpm(
  IRC INTEGER null,
  'Free Meal Count (K-12)' REAL null,
  ...
);
CREATE TABLE schools(
  GSserved TEXT null,
  Street TEXT null,
  ...
);
```

Question: Which active district has the highest average score in Reading?

Predicted Query: SELECT T1.District FROM schools AS T1 INNER JOIN satscores AS T2 ON T1.CDSCode = T2.cds WHERE T1.StatusType = 'Active' GROUP BY T1.District ORDER BY AVG(T2.AvgScrRead) DESC LIMIT 1

Requirements: 100% Vegan, Gluten-Free, Soy-Free **Price:** Under \$40

- **Search** → "gluten free vegan plant based protein shake"
- **Product List** → Found 50 results
 - OWYN Protein Shake (Cold Brew Coffee, 12oz) - \$11.07
 - Other products exceeded price or dietary restrictions
- **Click** → Select "OWYN Protein Shake"
- **Buy Now** → Proceed to checkout
- **Task Completed**

B.4. Text2SQL

In this section we provide some example responses of Best of N approach and our proposed method on the BIRD development set samples.

DB schema:

```
CREATE TABLE satscores (
  enroll12 INTEGER not null,
  dname TEXT null,
  ...
);
CREATE TABLE frpm(
  IRC INTEGER null,
  'Free Meal Count (K-12)' REAL null,
  ...
);
CREATE TABLE schools(
  GSserved TEXT null,
  Street TEXT null,
  ...
);
```

Question: Which active district has the highest average score in Reading?

Predicted Query: SELECT T1.dname FROM satscores AS T1 INNER JOIN schools AS T2 ON T1.cds = T2.CDSCode WHERE T2.StatusType = 'Active' AND T1.AvgScrRead IS NOT NULL GROUP BY T1.dname ORDER BY MAX(T1.AvgScrRead) DESC LIMIT 1

DB schema:

```
CREATE TABLE satscores (
  enroll12 INTEGER not null,
  dname TEXT null,
  ...
);
CREATE TABLE frpm(
  IRC INTEGER null,
  'Free Meal Count (K-12)' REAL null,
  ...
);
CREATE TABLE schools(
  GSserved TEXT null,
  Street TEXT null,
  ...
);
```

Question: Among the schools with the average score in Math over 560 in the SAT test, how many schools are directly charter-funded?

Predicted Query: SELECT COUNT(T1.CDSCode) FROM schools AS T1 INNER JOIN satscores AS T2 ON T1.CDSCode = T2.CDSCode WHERE T2.AvgScrMath > 560 AND T1.FundingType = 'Directly funded'

DB schema:

```
CREATE TABLE satscores (  
  enroll12 INTEGER not null,  
  dname TEXT null,  
  ...  
);  
CREATE TABLE frpm(  
  IRC INTEGER null,  
  'Free Meal Count (K-12)' REAL null,  
  ...  
);  
CREATE TABLE schools(  
  GSserved TEXT null,  
  Street TEXT null,  
  ...  
);
```

Question: Among the schools with the average score in Math over 560 in the SAT test, how many schools are directly charter-funded?

Predicted Query: `SELECT COUNT(DISTINCT T1.CDSCode) FROM schools AS T1 INNER JOIN satscores AS T2 ON T1.CDSCode = T2.cds INNER JOIN frpm AS T3 ON T3.CDSCode = T2.cds WHERE T2.AvgScrMath > 560 AND T3.'Charter Funding Type' = 'Directly funded' AND T3.'Charter Funding Type' IS NOT NULL`