

KD²M: An unifying framework for feature knowledge distillation

Eduardo Fernandes Montesuma¹

Université Paris Saclay, 91120, Palaiseau, France

Abstract. Knowledge Distillation (KD) seeks to transfer the knowledge of a teacher, towards a student neural net. This process is often done by matching the networks' predictions (i.e., their output), but, recently several works have proposed to match the distributions of neural nets' activations (i.e., their features), a process known as *distribution matching*. In this paper, we propose an unifying framework, Knowledge Distillation through Distribution Matching (KD²M), which formalizes this strategy. Our contributions are threefold. We i) provide an overview of distribution metrics used in distribution matching, ii) benchmark on computer vision datasets, and iii) derive new theoretical results for KD.

Keywords: Knowledge Distillation · Optimal Transport · Computational Information Geometry · Deep Learning

1 Introduction

Knowledge Distillation (KD) [5] is a problem within machine learning, which transfers knowledge from a large teacher model to a smaller student model [3].

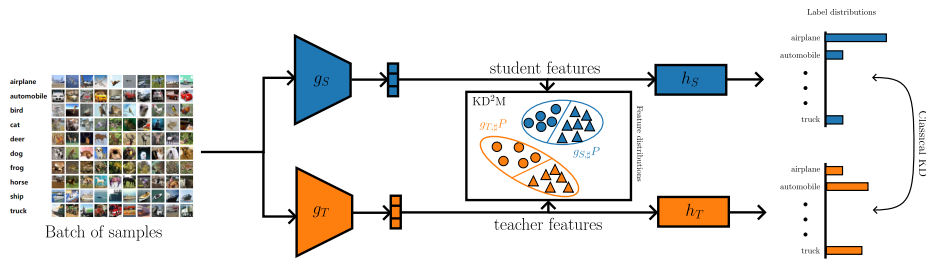


Fig. 1: Overview of our knowledge distillation framework, where a batch of samples is fed through a student and a teacher network. First, our framework Knowledge Distillation through Distribution Matching (KD²M) performs distillation by matching the distribution of student's and teacher's features. Second, classical KD works by comparing the distributions of student's and teacher's predictions.

In this context, KD has been closely linked with ideas in information geometry [15] and metrics between probability distributions. Indeed, in their seminal work [5], Hinton, Vinyals, and Dean proposed to distill the knowledge of a

teacher toward a student by penalizing students’ that generate predictions, i.e., probability distributions over labels, that differ from the teacher. However, this discrepancy only considers *output distribution mismatch*. Recently, a plethora of works [6,1,9,10] have considered computing discrepancies in distribution between the activation maps of neural nets, that is, features. We summarize these ideas in Fig. 1.

In this paper, we propose a general framework for KD via matching student and teacher feature distributions¹,

$$\theta^* = \arg \min_{\theta \in \Theta} \mathbb{E}_{\mathbf{x}^{(P)}, y^{(P)} \sim P} [\mathcal{L}(y^{(P)}, h_S(g_S(\mathbf{x}^{(P)}))) + \lambda \mathbb{D}(g_{S,\#}P, g_{T,\#}P), \quad (1)$$

where g_S and h_S are the student’s encoder and classifier (resp. teacher), and $g_{S,\#}P$ denotes the *push-forward distribution* of P via g_S (cf., equation 7), and \mathbb{D} is a distribution metric or discrepancy. In the next section, we explore a few options for \mathbb{D} , as well as a practical algorithm for minimizing 1.

2 Knowledge Distillation through Distribution Matching

We provide an overview of different metrics between probability distributions. We focus on 2 types of models for feature distributions $P(Z)$. The first, called empirical, assumes an i.i.d. sample $\{\mathbf{z}_i^{(P)}\}_{i=1}^n$ from an underlying distribution P :

$$\hat{P}(\mathbf{z}) = \frac{1}{n} \sum_{i=1}^n \delta(\mathbf{z} - \mathbf{z}_i^{(P)}), \text{ where, } \mathbf{z}_i^{(P)} = g(\mathbf{x}_i^{(P)}).$$

If P is a distribution over $\mathcal{Z} \times \mathcal{Y}$, one can consider $\hat{P}(\mathbf{z}, y)$ supported on $\{\mathbf{z}_i^{(P)}, y_i^{(P)}\}$. Second, we consider Gaussian distributions parametrized via (μ, Σ) ,

$$\hat{P}(\mathbf{z}) = \frac{1}{\sqrt{(2\pi)^d |\Sigma|}} \exp\left(-\frac{1}{2}(\mathbf{z} - \mu)^T \Sigma^{-1}(\mathbf{z} - \mu)\right).$$

When a finite sample $\{\mathbf{z}_i^{(P)}\}_{i=1}^n$ is available, one may estimate μ and Σ using maximum likelihood estimation. When P is a distribution over $\mathcal{Z} \times \mathcal{Y}$, we can instead model each conditional $P(Z|Y = y)$ as a Gaussian distribution, so that,

$$P(\mathbf{z}, y) = \sum_{y \in \mathcal{Y}} P(Y = y) P(Z|Y = y)$$

2.1 Empirical Distributions

For empirical distributions, we focus on Optimal Transport (OT) distances, especially the 2–Wasserstein distance,

$$\mathbb{W}_2(\hat{P}, \hat{Q})^2 = \min_{\gamma \in \Gamma(\hat{P}, \hat{Q})} \sum_{i=1}^n \sum_{j=1}^m \|\mathbf{z}_i^{(P)} - \mathbf{z}_j^{(Q)}\|_2^2 \gamma_{ij}. \quad (2)$$

¹ We will release our code upon acceptance.

This distance measures the least effort for moving the distribution \hat{P} into \hat{Q} . We refer readers to [20], [17] and [13] for further details on OT theory, its computational aspects, and recent applications in machine learning.

A limitation of equation 2 is only considering mismatches on feature distributions. Here, we consider two ways of integrating labels into \mathbb{D} . First, we can compute the mismatch between class-conditionals,

$$\mathbb{C}\mathbb{W}_2(\hat{P}, \hat{Q})^2 = \frac{1}{n_c} \sum_{y=1}^{n_c} \mathbb{W}_2(\hat{P}(Z|Y=y), \hat{Q}(Z|Y=y))^2, \quad (3)$$

where n_c corresponds to the number of classes. Second,

$$\mathbb{J}\mathbb{W}_2(\hat{P}, \hat{Q})^2 = \min_{\gamma \in \Gamma(\hat{P}, \hat{Q})} \sum_{i=1}^n \sum_{j=1}^m \gamma_{ij} (\|\mathbf{z}_i^{(P)} - \mathbf{z}_j^{(Q)}\|^2 + \beta \mathcal{L}(h(\mathbf{z}_i^{(P)}), h(\mathbf{z}_j^{(Q)}))), \quad (4)$$

where \mathcal{L} is a discrepancy between labels. Previous works have considered, for instance, the Euclidean distance [11] between one-hot encoded vectors, or the cross-entropy loss [2]. We refer readers to [12] for further details on this metric.

2.2 Gaussian Distributions

For Gaussian distributions, $\hat{P} = \mathcal{N}(\mu^{(P)}, \Sigma^{(P)})$ (resp. \hat{Q}), we consider a metric, and a discrepancy. First, OT has closed-form solution for Gaussian distributions, see [21] and [17, Ch. 8]. As a consequence, the Wasserstein distance is,

$$\mathbb{W}_2(\hat{P}, \hat{Q})^2 = \|\mu^{(P)} - \mu^{(Q)}\|_2^2 + \mathcal{B}(\Sigma^{(P)}, \Sigma^{(Q)}). \quad (5)$$

where $\mathcal{B}(\Sigma^{(P)}, \Sigma^{(Q)}) = \text{Tr}(\Sigma^{(P)}) + \text{Tr}(\Sigma^{(Q)}) - 2\text{Tr}(\sqrt{\sqrt{\Sigma^{(P)}}\Sigma^{(Q)}\sqrt{\Sigma^{(P)}}})$ where \sqrt{A} denotes the square-root matrix of A . When $\Sigma^{(P)}$ and $\Sigma^{(Q)}$ are diagonal, this formula simplifies to $\mathbb{W}_2(P, Q)^2 = \|\mu^{(P)} - \mu^{(Q)}\|_2^2 + \|\sigma^{(P)} - \sigma^{(Q)}\|_2^2$, hence, \mathbb{W}_2 induces an Euclidean geometry over $(\mu, \sigma) \in \mathbb{R}^d \times \mathbb{R}_+^d$.

Second, one can consider the celebrated Kullback-Leibler divergence [7], which has a closed-form for Gaussians as well,

$$\begin{aligned} \mathbb{K}\mathbb{L}(P|Q) = \frac{1}{2} & \left(\text{Tr}((\Sigma^{(Q)})^{-1}\Sigma^{(P)}) + (\mu^{(Q)} - \mu^{(P)})^T (\Sigma^{(Q)})^{-1} (\mu^{(Q)} - \mu^{(P)}) \right. \\ & \left. - d + \log\left(\frac{\det(\Sigma^{(Q)})}{\det(\Sigma^{(P)})}\right) \right), \end{aligned} \quad (6)$$

which, for diagonal covariance matrices, simplifies to,

$$\mathbb{K}\mathbb{L}(P|Q) = \left\| \frac{\sigma^{(P)}}{\sigma^{(Q)}} \right\|_2^2 + \left\| \frac{\mu^{(Q)} - \mu^{(P)}}{\sigma^{(Q)}} \right\|_2^2 - d + 2 \sum_{i=1}^d \log\left(\frac{\sigma_i^{(Q)}}{\sigma_i^{(P)}}\right).$$

In this case, $\mathbb{K}\mathbb{L}$ is associated with a hyperbolic geometry in the space of parameters, see [17, Ch. 8, Remark 8.2] and [13, Section 2].

2.3 Learning Algorithm

Given the choice of probability metric \mathbb{D} , we propose optimizing 1 through Stochastic Gradient Descent (SGD), that is, drawing minibatches from the distribution P , feeding them through the training student network and the frozen target distribution, then computing the gradients through automatic differentiation [16]. The mismatch comes from the fact that $g_S \neq g_T$, therefore the feature distributions $g_{S,\#}P$ and $g_{T,\#}P$ are, in general, different. We call our proposed method KD^2M , shown in Algorithm 1.

Algorithm 1: Training step of KD^2M

```

1 function training_on_minibatch( $\{\mathbf{x}_i^{(P)}, y_i^{(P)}\}_{i=1}^n, \lambda$ )
   // Forward pass - Student
2  $\mathbf{Z}^{(P_S)} \leftarrow \{g_S(\mathbf{x}_i^{(P)})\}_{i=1}^n$ , and,  $\hat{\mathbf{Y}}^{(P_S)} \leftarrow \{h_S(\mathbf{z}_i^{(P_S)})\}$ 
   // Classification loss - Student
3  $\mathcal{L}_c \leftarrow -\frac{1}{n} \sum_{i=1}^n \sum_{y=1}^{n_c} y_{ic}^{(P)} \log \hat{y}_{ic}^{(P_S)}$ 
   // Forward pass - Teacher
4  $\mathbf{Z}^{(P_T)} \leftarrow \{g_T(\mathbf{x}_i^{(P)})\}_{i=1}^n$ , and,  $\hat{\mathbf{Y}}^{(P_T)} \leftarrow \{h_T(\mathbf{z}_i^{(P_T)})\}$ 
   // Distillation loss (details in the appendix)
5  $\mathcal{L}_d \leftarrow \text{compute\_distribution\_distance}(\mathbf{Z}^{(P_S)}, \mathbf{Z}^{(P_T)}, \mathbf{Y}^{(P)}, \hat{\mathbf{Y}}^{(P_S)}, \hat{\mathbf{Y}}^{(P_T)})$ 
6 return  $\mathcal{L}_c + \lambda \mathcal{L}_d$ 

```

Prior work. Recent work has used the Wasserstein distance, especially in its empirical [1,9] (equation 2) and Gaussian formulations [10] (equation 5) for KD of feature distributions. Likewise, [6] used Maximum Mean Discrepancy (MMD) for the same purpose. The matching of class-conditional distributions (e.g. equations 3) has been widely used in the related field of *dataset distillation*, which aims at compressing datasets with respect to their number of samples [8,22]. The joint Wasserstein distance (equation 4) has been used to this end [14]. Finally, the Kullback-Leibler divergence is a cornerstone of KD, used to compare neural net predictions [5] and feature distributions [10].

3 Theoretical Results

In this section, we draw on our framework for deriving error bounds for KD. These bounds are inspired by the domain adaptation theory [19], which deals with questions similar to those of KD^2M . Before proceeding, we recall that, for a measurable function f ,

$$\|f\|_{L_2(P)}^2 = \int |f(x)|^2 dP(x), \text{ and, } (f_{\#}P)(A) = P(f^{-1}(A)). \quad (7)$$

We begin our analysis with the definition of generalization error,

Definition 1. (*Error*) Given a distribution P , a convex loss function $\mathcal{L} : \mathcal{Y} \times \mathcal{Y} \rightarrow \mathbb{R}_+$, and a ground truth $f_0 : \mathcal{X} \rightarrow \mathcal{Y}$, the generalization error of f is,

$$\mathcal{R}_P(f) = \mathbb{E}_{x \sim P}[\mathcal{L}(f(x), f_0(x))]$$

For neural nets, $f = g \circ h$, where $g : \mathcal{X} \rightarrow \mathcal{Z}$ is a feature extraction, and $h : \mathcal{Z} \rightarrow \mathcal{Y}$ is a feature classifier. In the following we consider the risk over extracted features, i.e., we consider distributions over the latent space \mathcal{Z} . Next, we use a result from domain adaptation [18, Lemma 1] for bounding the generalization error of the student by the generalization error of the teacher.

Lemma 1. [18] Let P_S, P_T be two distributions over \mathbb{R}^d . Assume $c(\mathbf{x}, \mathbf{x}') = \|\mathbf{x} - \mathbf{x}'\|_{\mathcal{H}_k}$, where \mathcal{H}_k is a reproducing kernel Hilbert space with kernel $k : \mathcal{X} \times \mathcal{X} \rightarrow \mathbb{R}$ induced by $\phi : \mathcal{X} \rightarrow \mathcal{H}_k$ and $k(\mathbf{x}, \mathbf{x}') = \langle \phi(\mathbf{x}), \phi(\mathbf{x}') \rangle_{\mathcal{H}_k}$. Assume that $\mathcal{L}_{h, h'} : \mathbf{x} \mapsto \mathcal{L}(h(\mathbf{x}), h'(\mathbf{x}))$ is convex, symmetric, bounded, obeys the triangle inequality, and has parametric form $|h(\mathbf{x}) - h'(\mathbf{x})|^q$ for some $q > 0$. Assume also that k is root-square integrable w.r.t $P_S, P_T \in \mathcal{W}_2(\mathcal{Z})$ where \mathcal{Z} is separable and $0 \leq k(\mathbf{z}, \mathbf{z}') \leq K, \forall \mathbf{z}, \mathbf{z}' \in \mathcal{Z}$. If $\|\mathcal{L}\|_{\mathcal{H}_k} \leq 1$ then,

$$|\mathcal{R}_{P_S}(h) - \mathcal{R}_{P_T}(h)| \leq \mathbb{W}_2(P_S, P_T). \quad (8)$$

Based on this lemma, we leverage the special structure between the student and teacher feature distributions, that is, $P_S = g_{S, \#}P$ and $P_T = g_{T, \#}P$, which we now present,

Theorem 1. Under the same conditions of Lemma 1, let $P \in \mathcal{W}_2(\mathcal{X})$ be a fixed distribution. Let g_S and g_T be two measurable mappings from \mathcal{X} to a latent space $\mathcal{Z} \subset \mathbb{R}^d$, such that $\|g_S\|_{L_2(P)} < \infty$ and $\|g_T\|_{L_2(P)} < \infty$. Define $P_S = g_{S, \#}P$ and $P_T = g_{T, \#}P$, then,

$$|\mathcal{R}_{P_S}(h) - \mathcal{R}_{P_T}(h)| \leq \|g_S - g_T\|_{L_2(P)} \quad (9)$$

Proof. Our goal is to show $\mathbb{W}_2(g_{S, \#}P, g_{T, \#}P) \leq \|g_S - g_T\|_{L_2(P)}$, from which equation 9 follows from equation 8. To establish the result, note that,

$$\mathbb{W}_2(g_{S, \#}P, g_{T, \#}P)^2 = \inf_{\gamma \in \Gamma(P, P)} \int \|g_S(x) - g_T(x')\|_2^2 d\gamma(x, x').$$

Choose $\gamma(x, x') = P(x)\delta(x - x') \in \Gamma(P, P)$. Since \mathbb{W}_2 is as an infimum over γ ,

$$\mathbb{W}_2(g_{S, \#}P, g_{T, \#}P)^2 \leq \int \|g_S(x) - g_T(x')\|_2^2 P(x) dx = \|g_S - g_T\|_{L_2(P)}^2$$

This theorem bounds the risks via the $L_2(P)$ distance of the encoder networks g_S and g_T . This result is possible precisely because P_S and P_T are the image distributions of P via g_S and g_T . These bounds lead to an interesting consequence. If $g_S \rightarrow g_T$ uniformly, then $\|g_S - g_T\|_{L_2(P)} \rightarrow 0$ and $\mathbb{W}_2(g_{S, \#}P, g_{T, \#}P) \rightarrow 0$, which implies $\mathcal{R}_{P_S}(h) \rightarrow \mathcal{R}_{P_T}(h)$, i.e., both networks achieve the same generalization error.

4 Experiments

In this section, we empirically validate our KD²M framework. We experiment with datasets in computer vision, namely SVHN, CIFAR-10, and CIFAR-100. For the backbones, we use ResNet [4] with 18 and 34 layers (student and teacher, respectively). Results are summarized in Table 1.

Feature distillation improves over the student baseline in *all* experiments. Our theoretical results (Theorem 1) show the student’s performance is upper-bounded by the teacher’s, which we also verify in practice. Distillation methods perform similarly, with slight advantages for label-aware metrics, as they better match feature-label joint distributions.

For SVHN, we divide our analysis in two. First, in Fig. 2, we show a comparison of the classification and distillation losses, as well as accuracy per training epoch for various λ .

This remark shows that for reasonable values of λ , KD²M improves over the baseline. Second, in Fig. 3, we analyze the distribution of extracted features for the teacher (blue points) and the student (blue points). Through KD²M, we achieve better alignment of these features.

Table 1: Classification accuracy (in %) of KD²M for different distribution metrics on computer vision benchmarks.

Method	SVHN	CIFAR-10	CIFAR-100	Avg.
Student	ResNet18	ResNet18	ResNet18	–
Teacher	ResNet34	ResNet34	ResNet34	–
Student	93.10	85.11	56.66	78.29
Teacher	94.41	86.98	62.21	81.20
W_2 (E) [1,9]	94.00	86.45	61.07	80.51
CW_2 (E)	94.06	86.54	61.47	80.69
JW_2 (E)	94.00	86.60	61.07	80.55
W_2 (G) [10]	93.94	86.63	60.68	80.41
CW_2 (G)	93.95	86.25	61.43	80.54
KL (G)	94.05	86.44	60.66	80.38

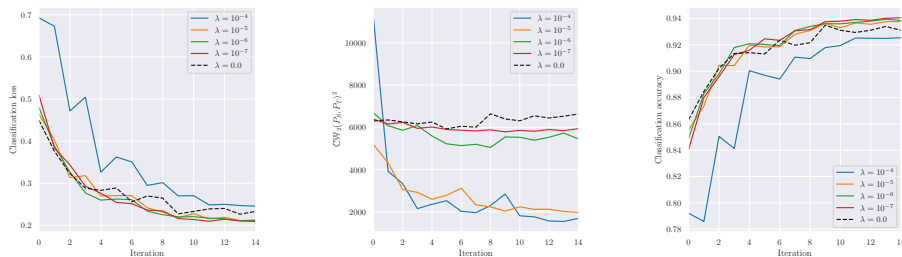


Fig. 2: Classification and distillation losses, alongside accuracy on the SVHN benchmark. Using KD²M improves over the no distillation baseline.

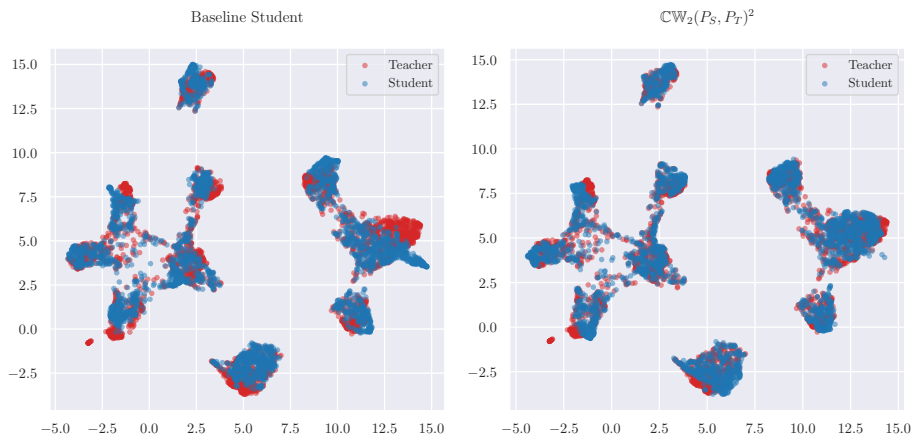


Fig. 3: Feature alignment analysis of the baseline student (left), and the KD^2M student with the CW metric (right). Teacher features are shown in red, whereas student features are shown in blue. Overall, KD^2M better aligns teacher and student features.

5 Conclusion

In this paper, we propose a novel, general framework for KD, based on the idea of distribution matching. This principle seeks to align student and teacher encoder networks, via a term depending on the probability distribution of its features. We theoretically motivate this approach using results from domain adaptation [18], which show that, under suitable conditions, the performance of the teacher and student network is bounded by the distribution matching term, as well as the difference between student and target networks. We further validate our framework empirically, using various known probability metrics or discrepancies, such as the Wasserstein distance and the Kullback-Leibler divergence, showing that these methods improve over the simple optimization of the student network over training data. Overall, our work opens new possibilities for the theory of KD, via connections with domain adaptation theory.

References

1. Chen, L., Wang, D., Gan, Z., Liu, J., Henao, R., Carin, L.: Wasserstein contrastive representation distillation. In: Proceedings of the IEEE/CVF conference on computer vision and pattern recognition. pp. 16296–16305 (2021)
2. Courty, N., Flamary, R., Habrard, A., Rakotomamonjy, A.: Joint distribution optimal transportation for domain adaptation. *Advances in neural information processing systems* **30** (2017)
3. Gou, J., Yu, B., Maybank, S.J., Tao, D.: Knowledge distillation: A survey. *International Journal of Computer Vision* **129**(6), 1789–1819 (2021)

4. He, K., Zhang, X., Ren, S., Sun, J.: Deep residual learning for image recognition. In: Proceedings of the IEEE conference on computer vision and pattern recognition. pp. 770–778 (2016)
5. Hinton, G., Vinyals, O., Dean, J.: Distilling the knowledge in a neural network. arXiv preprint arXiv:1503.02531 (2015)
6. Huang, Z., Wang, N.: Like what you like: Knowledge distill via neuron selectivity transfer. arXiv preprint arXiv:1707.01219 (2017)
7. Kullback, S., Leibler, R.A.: On information and sufficiency. *The annals of mathematical statistics* **22**(1), 79–86 (1951)
8. Liu, H., Li, Y., Xing, T., Dalal, V., Li, L., He, J., Wang, H.: Dataset distillation via the wasserstein metric. arXiv preprint arXiv:2311.18531 (2023)
9. Lohit, S., Jones, M.: Model compression using optimal transport. In: Proceedings of the IEEE/CVF Winter Conference on Applications of Computer Vision. pp. 2764–2773 (2022)
10. Lv, J., Yang, H., Li, P.: Wasserstein distance rivals kullback-leibler divergence for knowledge distillation. *Advances in Neural Information Processing Systems* **37**, 65445–65475 (2024)
11. Montesuma, E., Mboula, F.M.N., Souloumiac, A.: Multi-source domain adaptation through dataset dictionary learning in wasserstein space. In: *ECAI 2023*, pp. 1739–1746. IOS Press (2023)
12. Montesuma, E.F.: Multi-Source Domain Adaptation through Wasserstein Barycenters. Ph.D. thesis, Université Paris-Saclay (2024), <https://theses.hal.science/tel-04743619/>
13. Montesuma, E.F., Mboula, F.M.N., Souloumiac, A.: Recent advances in optimal transport for machine learning. *IEEE Transactions on Pattern Analysis and Machine Intelligence* (2024)
14. Montesuma, E.F., Mboula, F.N., Souloumiac, A.: Multi-source domain adaptation meets dataset distillation through dataset dictionary learning. In: *ICASSP 2024-2024 IEEE International Conference on Acoustics, Speech and Signal Processing (ICASSP)*. pp. 5620–5624. IEEE (2024)
15. Nielsen, F.: An elementary introduction to information geometry. *Entropy* **22**(10), 1100 (2020)
16. Paszke, A., Gross, S., Chintala, S., Chanan, G., Yang, E., DeVito, Z., Lin, Z., Desmaison, A., Antiga, L., Lerer, A.: Automatic differentiation in pytorch (2017)
17. Peyré, G., Cuturi, M., et al.: Computational optimal transport: With applications to data science. *Foundations and Trends® in Machine Learning* **11**(5-6), 355–607 (2019)
18. Redko, I., Habrard, A., Sebban, M.: Theoretical analysis of domain adaptation with optimal transport. In: *Machine Learning and Knowledge Discovery in Databases: European Conference, ECML PKDD 2017, Skopje, Macedonia, September 18–22, 2017, Proceedings, Part II 10*. pp. 737–753. Springer (2017)
19. Redko, I., Morvant, E., Habrard, A., Sebban, M., Bennani, Y.: A survey on domain adaptation theory: learning bounds and theoretical guarantees. arXiv preprint arXiv:2004.11829 (2020)
20. Santambrogio, F.: *Optimal transport for applied mathematicians*, vol. 87. Springer (2015)
21. Takatsu, A.: Wasserstein geometry of gaussian measures. *Osaka Journal of Mathematics* (2011)
22. Zhao, B., Bilen, H.: Dataset condensation with distribution matching. In: Proceedings of the IEEE/CVF Winter Conference on Applications of Computer Vision. pp. 6514–6523 (2023)