

3DBonsai: Structure-Aware Bonsai Modeling Using Conditioned 3D Gaussian Splatting

Hao Wu, Hao Wang[†], Ruochong Li, Xuran Ma, Hui Xiong[†]
The Hong Kong University of Science and Technology (Guangzhou), China

Abstract—Recent advancements in text-to-3D generation have shown remarkable results by leveraging 3D priors in combination with 2D diffusion. However, previous methods utilize 3D priors that lack detailed and complex structural information, limiting them to generating simple objects and presenting challenges for creating intricate structures such as bonsai. In this paper, we propose 3DBonsai, a novel text-to-3D framework for generating 3D bonsai with complex structures. Technically, we first design a trainable 3D space colonization algorithm to produce bonsai structures, which are then enhanced through random sampling and point cloud augmentation to serve as the 3D Gaussian priors. We introduce two bonsai generation pipelines with distinct structural levels: fine structure conditioned generation, which initializes 3D Gaussians using a 3D structure prior to produce detailed and complex bonsai, and coarse structure conditioned generation, which employs a multi-view structure consistency module to align 2D and 3D structures. Moreover, we have compiled a unified 2D and 3D Chinese-style bonsai dataset. Our experimental results demonstrate that 3DBonsai significantly outperforms existing methods, providing a new benchmark for structure-aware 3D bonsai generation. Demos and more details are available at <https://3dbonsai.github.io/>.

Index Terms—3D Gaussian splatting, 3D space colonization algorithm

I. INTRODUCTION

3D assets are significant in various industrial sectors, such as game development, film production, metaverse, etc. Creating 3D assets is challenging since it demands highly professional and extensive design experience. Recently, text-to-3D object generation methods [1]–[5] have shown notable capabilities in producing 3D assets, including the common objects in Objaverse dataset [6]. However, relevant studies on generating 3D objects with complex and irregular structures are still rare.

This paper investigates an open research problem of generating 3D bonsai. Bonsai refers to the traditional Asian art of growing and shaping miniature trees in containers. This is a challenging yet valuable task, due to the structure complexity and aesthetic standard of target 3D bonsai. Previous methods for generating 3D complex objects can be divided into two principal categories. The first involves the optimization-based 2D lifting methods [4], [7]. They introduce Score Distillation Sampling (SDS) [7] to guide the synthesis of 3D objects through 2D diffusion. This approach mitigates the lack of 3D or

multi-view data for training 3D models. However, SDS loss can lead to oversaturated and oversmoothed results. This limitation makes it difficult for the model to effectively accommodate objects with complex and irregular structures, such as bonsai.

The second category of method adopts procedural generation [8], [9]. These methods leverage programming capabilities in 3D modeling software, such as Blender, to generate the 3D assets automatically. To be specific, Infinigen [8] attempted to use procedural code to generate trees but was limited by the defined tree species from blender and generation algorithms, resulting in somewhat monotonous outcomes. 3DGPT [9] attempted to combine Large Language Models (LLMs) with Blender for the design of 3D assets, yet still encountered issues with fidelity and artistic style transfer in the generation of complex objects.

To solve these problems in complex 3D object generation, we propose the 3DBonsai framework, designed to generate complex 3D bonsai effectively and efficiently. Technically, our approach combines 3D structure priors with structure-aware 3D Gaussian splatting. Firstly, we adapt the space colonization algorithm (SCA) [10] to 3D space and generate initial 3D structure priors. To this end, we propose a novel 3D Space Colonization Algorithm (3D SCA), which is implemented through the generation of leaf nodes in 3D space and a trainable branch growth algorithm. Then, these structure priors generated by 3D SCA are further processed through two different structure-aware 3DGS. The first directly utilizes the 3D structure prior as an initial state for 3DGS, followed by a strong constraint applied to the bonsai structure generation. Another approach employs a weaker constraint strategy, utilizing the 3D diffusion [11], [12] to produce coarse 3D prior. Then the multi-view structure consistency learning is utilized to extract depth map information from the 3D structures across multiple views [13], [14]. This process guides the splatting process by enhancing the complexity of 3D structures and improving the structure consistency across different viewpoints. The above two pipelines transform the 3D structure prior to an initialized 3D Gaussian distribution, which is then refined using the 2D diffusion model.

We have compiled extensive datasets to support and validate our proposed method. We collect and release a dataset of Chinese-style 2D bonsai images and a smaller collection of high-quality 3D bonsai assets, which serve as the benchmark datasets and help with the bonsai generation quality assessment.

Our proposed 3D bonsai generation framework demonstrates significant effectiveness in generating bonsai from complex

[†]Corresponding authors.

This work was supported in part by the National Natural Science Foundation of China(Grant No.92370204), in part by the National Key R&D Program of China(Grant No.2023YFF0725001), in part by Guangzhou-HKUST(GZ) Joint Funding Program(Grant No.2023A03J0008), in part by the Education Bureau of Guangzhou Municipality.

structures. Our contributions are summarized as follows:

- We propose a trainable 3D space colonization algorithm that serves as the structure guidance for structure-aware 3D Gaussian splatting, ensuring high fidelity of the generated bonsai while maintaining 3D consistency.
- Our framework introduces two pipelines for structure constraints within 3DGS: fine structure and coarse structure. We employ a 3D structure prior to detailed fine structure 3DGS and multi-view structure consistency learning module to achieve coarse structure 3DGS.
- We present a comprehensive bonsai dataset featuring 20 high-quality Chinese-style bonsai 3D models and over a thousand high-quality images.

II. RELATED WORK

A. 3D Gaussian Splatting

Recently, the 3D Gaussian splatting (3DGS) [15] method has optimized most of the issues associated with the methods above through its efficient rendering approach and superior rendering quality. It stands out as an impressive and practical 3D representation method. Not only does it facilitate real-time rendering, but it can also be conveniently integrated into 3D asset creation pipelines. Several current methods utilize 3D Gaussian splatting to generate high-quality 3D assets. DreamGaussian [4] employs a 3D Gaussian splatting framework using a single image to produce satisfactory outcomes. However, it faces common limitations like multi-face anomalies. Expanding on 3DGS, GaussianDreamer [5] and GSGEN [16] address the text-to-3D task. They both leverage 3D priors for 3D consistency and use a 2D diffusion model for high-resolution detail refinement. Their approaches significantly boost the optimization speed and generation quality of the text-to-3D models.

B. 3D Trees Models Generation

The tree generation algorithms typically employ fractals and repetitive patterns, environmentally sensitive automata, and particle systems for the generation pipeline. L-systems [17], grounded in fractal principles, utilize rule-based procedural generation to address the creation of various plant types. However, the tree models generated by L-systems still lack realism and artistic quality. Traditional sketch-based methods and data-driven methods are capable of accurately generating images or point clouds of plants based on user input.

Currently, neural network-based methods for generating detailed tree images have achieved impressive results [18], producing a wide variety of trees with high realism. However, common text-to-3D approaches for generating 3D models of trees often fall short, resulting in issues like blurriness, distortion, loss of detail, and structural confusion. Procedural 3D generation methods [8], [9], known for producing high-precision and high-quality 3D assets, have gained widespread attention. Yet, they are limited by the variety of generated types and the simplicity of tree detail, constrained by program design. Most efforts are dedicated to generating 3D Scenes and also integrating Blender Python to produce 3D plant models.

III. METHOD

A. 3D Space Colonization Algorithm

Space Colonization Algorithm [10] can be used in generating complex 2D structures, which is effective in procedural tree generation. Trees generated via SCA closely resemble real tree 2D structures. However, the original SCA fails to produce 3D structures directly. Therefore, we propose an improved trainable space colonization algorithm extended to 3D space.

Leaf space definition. We first generate a random distribution of points within a space to act as the initial leaves. Initially, we delineate a spherical domain whose spatial constraints are designed to approximate the distribution of leaf nodes observed in real-world bonsai. This preliminary configuration ensures that the modeled space aligns with the natural bonsai structure.

$$\text{SPHERE_DOMAIN} = \left\{ \begin{array}{l} x^2 + y^2 \leq R^2, \\ z = R \pm \frac{\sqrt{R^2 - x^2 - y^2}}{2} \end{array} \right\}, \quad (1)$$

where $x^2 + y^2 \leq R^2$ specifies a circle with radius R in the xy-plane, and z represents an ellipsoid that is vertically centered at R on the z-axis, with its vertical extent halved. Subsequently, within this defined space, we randomly generate a specific number of points that act as the initial leaves, as depicted in Figure 1 (I). The magnitude d is randomly selected within the interval $[0, R]$. Let P denote the random position of our leaf, defined as:

$$P = \vec{D} \cdot d, \quad (2)$$

Branch growth learning. Branches are segments that connect two points. To navigate structures from any branch, each branch must store references to its parent and its children, as well as its growth direction. As the structure grows, the branches are drawn towards previously defined leaves that are within the attraction distance. Figure 1 (II) shows that the branches grow process in the 3D SCA. We determine the attraction points influencing each branch to enable our tree to branch out in multiple directions. If any attraction points are identified, a child branch is built, oriented towards the average direction of those points. Let B_α and B_β define the branch α and its child branch β respectively. We use \vec{D}_β , pos_α , and P_α to represent the direction of the child of B_α , the position of the extremity of B_α , and the list of attraction points for B_α with size i_α respectively. The direction of the child branch is calculated by normalizing the sum of the vectors from the extremity of B_α to each attraction point:

$$\vec{D}_\beta = \frac{\omega}{i_\alpha} \sum_{n=0}^{i_\alpha-1} \frac{\overrightarrow{P_\alpha[n]} - \overrightarrow{pos_\alpha}}{\|\overrightarrow{P_\alpha[n]} - \overrightarrow{pos_\alpha}\|}, \quad (3)$$

where ω is the trainable parameter with our proposed 2D bonsai dataset. This formula is initially applied to the extremity of the 3D tree and will subsequently be applied to all branches, facilitating growth in diverse directions.

Kill distance definition. With the proposed branch growth algorithm, it is observed during growth, branches are attracted by many leaves, causing the branches to twist and deviate from their expected paths. To mitigate this issue, we define

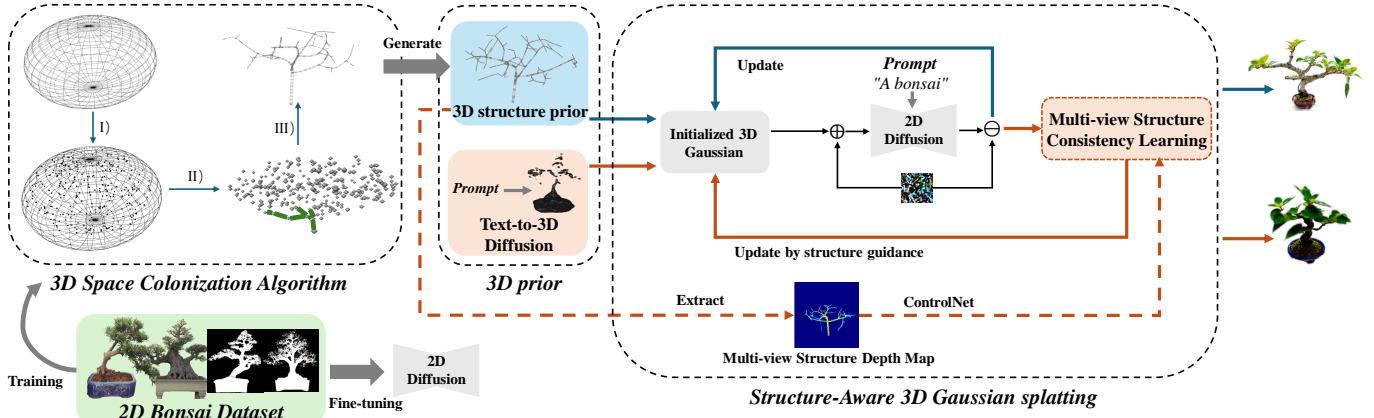


Fig. 1. **3DBonsai Framework.** The 3D SCA module leverages our 2D Bonsai dataset to generate 3D structure priors. In structure-aware 3D Gaussian splatting, we implement two pipelines: (a) the **fine structure (blue lines)** 3DGS uses the 3D structure from the 3D SCA as initialization to create 3D bonsai that closely align with the structure structure. (b) the **coarse structure (orange lines)** 3DGS starts with the text-to-3D diffusion result as the initial state, followed by a 2D-3D structure consistency module to ensure 3D consistency by perceptually aligning the 3D structure prior.

the kill distance, which is a threshold. If an attraction point is closer to a current branch than the kill distance, it is removed from the list of attraction points. Furthermore, it is notable the kill distance should be less than the attraction distance but greater than the predefined branch length. This adjustment helps prevent the undesired twisting of branches.

3D representation. After generating the branch graph for the 3D structure, it is necessary to endow it with a tangible volume within the 3D space. Consequently, the next step involves converting these branches into a mesh or point cloud to enable realistic and spatially coherent visualization and to facilitate further processing. To transform the branch structure into a mesh, we enhance our branch data structure to include the indices of vertices. For each branch, S vertices are created around its endpoint, aligned along the branch direction. Faces are then generated from these vertices to form the mesh. Let N_b and N_v represent the number of branches and the total number of vertices in our mesh respectively, where $N_v = (N_b + 1) \cdot S$. Furthermore, the number of faces, N_f , is calculated as follows: $N_f = N_b \cdot S \cdot 2$.

Although we can obtain an initial mesh, it overlooks the fact that bonsai branches typically thicken as they approach the root. Branch extremities are added last to the branches list, allowing us to parse the branches from the end to the beginning and compute their sizes using an inverted growth model. We define r_e as the size of an extremity. If a branch has no children, it is an extremity: $s_b = r_e$. The size of a branch s_b is computed as follows:

$$s_b = \left(\sum_{n=1}^{N_{ch}} \text{children}[n].\text{size}^{I_g} \right)^{\frac{1}{I_g}}, \quad (4)$$

where N_{ch} is the number of branch children, children is the array of children of the branch, and I_g is the inverted growth factor. This approach ensures a natural gradation in branch thickness, replicating the authentic growth patterns observed in real bonsai. Once the mesh is created, we can obtain a high-

quality point cloud by conducting random sampling across the mesh at a specified density.

B. Structure-Aware 3D Gaussian Splatting

In this section, we present the structure-aware 3D Gaussian splatting through two distinct branches within this module, where we use structures and point clouds respectively as conditional input.

1) *Fine Structure Conditioned 3D Gaussian Splatting:* We utilize the 3D structure prior generated by 3D SCA to initialize the 3D structure. The 3D structure prior enables 3DBonsai to generate plants with complex structures, such as bonsai.

Following the conventional text-to-3D pipeline [1]–[3], [7], [19], our model uses an SDS loss to integrate text into the 2D diffusion process during the splatting process. The formula for SDS loss is as follows:

$$\nabla_{\Theta} \mathcal{L}_{SDS} = \mathbb{E}_{t,p,\epsilon} \left[w(t) \Delta Z \frac{\partial I_{RGB}^p}{\partial \Theta} \right], \quad (5)$$

where $\mathbb{E}_{t,p,\epsilon}$ denotes the expectation over time t , position p , and noise ϵ . ΔZ represents the expected difference in the diffusion process. I_{RGB}^p represents the RGB image rendered from the 3D Gaussians at position p . Θ represents all the optimizable parameters for the 3D Gaussians. $w(t)$ is a weighting function that depends on time t . The SDS loss [20] aids in extending the 3D structure by incorporating corresponding semantic details from the input prompt. The training process translates the semantics of the text into multi-view images generated through the 2D bonsai diffusion model, which are subsequently mapped onto the 3D structure.

In summary, the fine structure 3D Gaussian splatting achieves more complex and clearer structures in 3D objects through the strong constraints imposed by the 3D structure prior.

2) *Coarse Structure Conditioned 3D Gaussian Splatting:* Since fine structure 3DGS imposes strict structure constraints on the 3D Gaussian generation, we propose another pipeline, coarse structure 3DGS, which is designed to allow more

freedom during structure-conditioned bonsai generation. Technically, based on the input prompt, the coarse structure 3DGS first utilizes 3D diffusion [11] to generate point clouds as the initialized 3D Gaussians. The generated point clouds facilitate the maintenance of multi-view consistency in 2D diffusion and provide a rough outline of the bonsai based on text prompts.

Multi-view structure consistency learning. Effectively integrating the 3D prior structure into the multi-view 2D features for constraints remains a challenge, as Stable Diffusion [20] generates multi-view 2D images during the splatting process. To achieve this, we dynamically extract multi-view depth maps from the 3D structure prior, translating structure information into multi-view images. This process builds on the method used by the text-compatible image prompt adapter [14], [21], equipped with a pre-trained depth map ControlNet [13] to accurately interpret the depth map data. Then, the coarse structure 3DGS employs two decoupled cross-attention mechanisms to integrate additional structure information of the depth map with the original image features.

Similar to the previously mentioned text-to-3D pipeline [5], [7], we also applied a 3D generation framework based on the SDS loss [7]. During training, we optimize the following loss to ensure multi-view structure consistency while keeping the parameters of the pre-trained diffusion model frozen:

$$L_s = \mathbb{E}_{x_0, \epsilon, c_i, c_{cd}, t} \|\epsilon - \epsilon_\theta(x_t, c_i, c_{cd}, t)\|^2, \quad (6)$$

where x_0 denotes the real data with conditions. $t \in [0, T]$ is the time step of the diffusion process, c_i, c_{cd} denotes the condition of the depth map processed by ControlNet [13] and the condition of an image. ϵ represents the training objective of diffusion. We also randomly drop image conditions in the training stage to enable structure-free guidance in the inference stage:

$$\hat{\epsilon}_\theta(x_t, c_i, t) = \alpha \epsilon_\theta(x_t, c_i, t) + (1 - \alpha) \epsilon_\theta(x_t, t), \quad (7)$$

When α is zeroed out, the model becomes the original SD image-to-image model. Additionally, in this process, we utilize the information from the depth maps and images to jointly maintain 3D consistency. Inspired by the concept of decoupled cross-attention in the text-compatible image prompt adapter [14], we employed two cross-attention mechanisms. The first cross-attention mechanism extracts features from the depth map image, and to maintain maximal 3D consistency, this mechanism remains immutable. The second cross-attention mechanism extracts features from images generated by the 2D diffusion model. We define the final formula for the decoupled cross-attention as follows, where β controls the influence of features from the images generated by the 2D diffusion model on the 3D Gaussians:

$$\mathbf{Z}^c = \text{Attention}(\mathbf{Q}, \mathbf{K}, \mathbf{V}) + \beta \cdot \text{Attention}(\mathbf{Q}, \mathbf{K}', \mathbf{V}'). \quad (8)$$

where \mathbf{Q} is the query from depth map features. \mathbf{K}, \mathbf{V} are key and value matrices from depth map features. \mathbf{K}', \mathbf{V}' are trainable key and value matrices from the image features. β is the weight parameter. When $\beta = 0$, the decoupled attention becomes the cross-attention for the depth-to-image feature.

It is worth noting that our coarse structure 3DGS pipeline embeds multi-view information from the depth map into the splatting process, ensuring a consistent and detailed 3D representation. This process effectively optimizes 3D consistency, enhancing the fidelity and structural accuracy of the generated 3D bonsai.

IV. EXPERIMENTS

A. Implementation Details

The 3DBonsai employs two distinct initializations for 3D Gaussian splatting: a structure point cloud generated by our trainable 3D SCA for the fine structure 3DGS, and the initialized 3D Gaussians generated by Shap-E [11] for the coarse structure 3DGS. In 3DGS, we utilize the Stable Diffusion 2.1 model [20] for generating multi-view images via 1200 steps in the splatting process. We employ four strategically chosen views with a camera distance range from 2.5 to 4 for the splatting settings, while the camera angles are randomly chosen to maximize view diversity. The training extends over 1200 steps, with an evaluation phase every 200 steps to ensure optimal parameter adjustments and model performance. The resolution for the Stable Diffusion images is set at 1024×1024. The text guidance in Stable Diffusion is achieved through SDS Loss, ensuring fine-grained fidelity in texture and depth. Additionally, we utilize the pre-trained IP-Adapter_sd15 to seamlessly integrate depth and textual cues into the 3D generation process. Our model employs the Adam optimizer, configured with a learning rate (lr) of 0.001, betas set to [0.9, 0.99] for momentum parameters, and an epsilon (eps) value of 1×10^{-15} to improve numerical stability. All experiments are performed and measured with an NVIDIA A6000 (48G) GPU.

B. Dataset

While the traditional SCA inherently produces a random distribution of point clouds, our 3D SCA modifies this process to better replicate the real-world characteristics of bonsai structures. Consequently, we have compiled a diverse dataset of 2D bonsai images to train our 3D SCA. This training aims to enable the algorithm to create bonsai structures that embody the characteristics of Chinese art. Our dataset includes 1233 bonsai images, and we also provide their corresponding masks to facilitate model training. Additionally, we offer 20 high-quality 3D bonsai mesh models for quality assessment and to aid future research, extracted using high-quality video footage and the Luma AI techniques.

C. Qualitative Evaluation

We compare our methods with some of the latest text-to-3D approaches [1], [3]–[5], [7], [19], as illustrated in Figure 2. For the text-to-3D evaluations, we carefully select two views of suitable images generated by each 3D model to ensure a fair comparison. In Figure 2(a), We have compared five models with our coarse structure 3DGS using two different prompts, only GaussianDreamer [5] approaches our results. The other models perform significantly worse, and our model

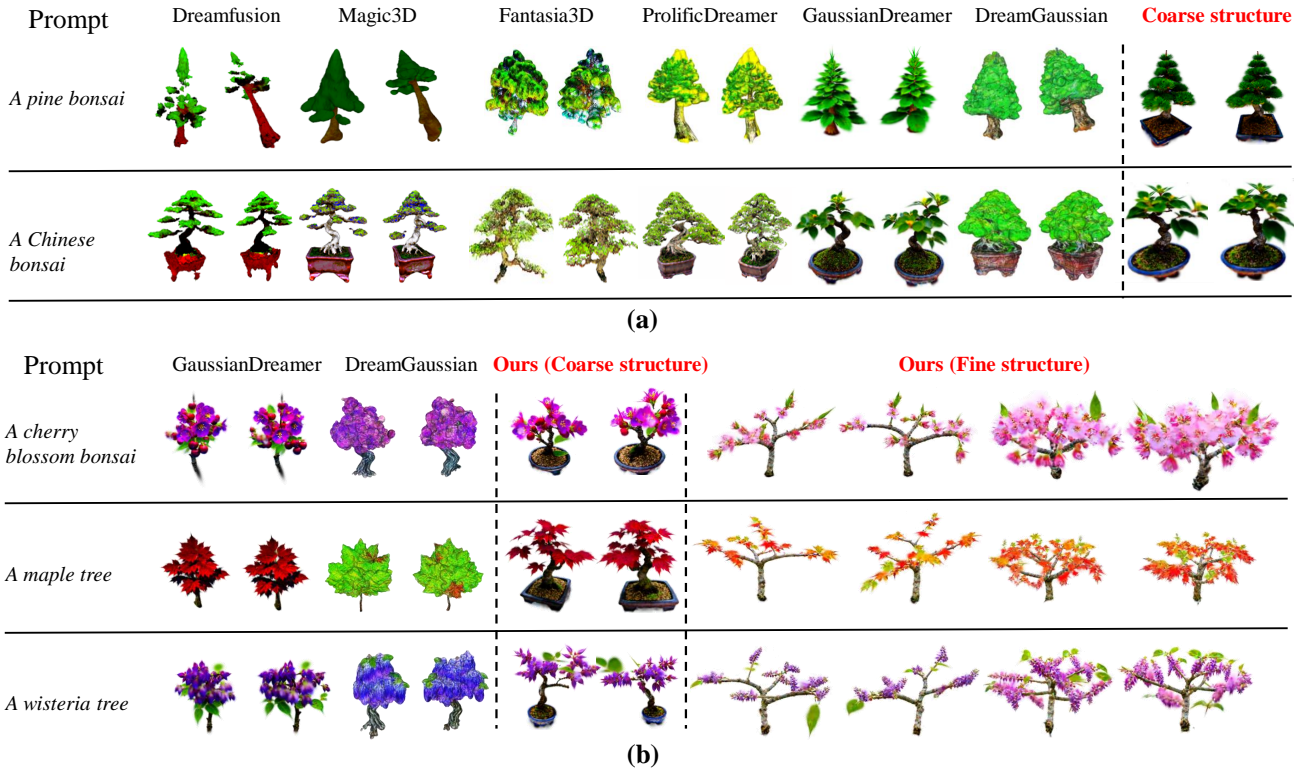


Fig. 2. **Qualitative comparisons** (a) Qualitative comparisons for image-to-3D between our 3DBonsai(coarse structure) and DreamFusion [7], Magic3D [3], Fantasia3D [19], ProlificDreamer [1], GaussianDreamer [5], DreamGaussian [4]. The comparison results include the two best baselines and our generation results through fine and coarse structure pipelines; (b) Qualitative comparisons between two pipelines of 3DBonsai and GaussianDreamer [5], DreamGaussian [4].

displays richer details than the rest. In Figure 2(b), we have selected the two better baselines to compare our coarse structure and fine structure 3DGS across more cases. Both of our pipelines offer superior generation quality, detail, and structural control compared to these baselines. These qualitative results demonstrate the effectiveness of our 3D structure prior within the framework.

D. Quantitative Evaluation

Recently, no definitive metric exists for evaluating text-to-3D generation due to the complexity of the task and the open-domain nature of the generated objects, making quantitative assessments particularly challenging. Nevertheless, we align with the practices of quantitative evaluation in text-to-3D works by utilizing CLIP-based metrics for our assessments. Specifically, we measure the average CLIP score between text and 3D renderings using variants of the CLIP [22] model, CLIP ViT-bigG-14 and CLIP ViT-L/14. The evaluation is conducted with 30 prompts, each rendered from 120 viewpoints of the corresponding 3D outputs. According to the quantitative results in Table I, our framework outperforms other text-to-3D models. However, the CLIP score primarily measures the relevance between text and image pairs, showing that our framework excels in this aspect compared to other models. Nonetheless, it does not capture the advantages of our model in terms of complexity and diversity. Therefore, we conduct a user study comparing it with GaussianDreamer [5], with approximately 68% of participants expressing a preference for the results produced by our method over the baseline.

TABLE I
QUANTITATIVE COMPARISONS AND USER STUDY. WE COMPARE OUR 3DBONSAI WITH RECENT TEXT-TO-3D WORKS [1], [5], [7] IN TWO DIFFERENT CLIP-SCORES [22]. WE ALSO INVEST THE HUMAN EVALUATION BETWEEN THE GAUSSIANDREAMER AND OUR 3DBONSAI.

Method	ViT-L/14	ViT-bigG-14	Human-evaluation
DreamFusion	0.40	2.37	-
ProlificDreamer	2.93	9.23	-
GaussianDreamer	5.06	17.21	32%
3DBonsai	5.64	18.50	68%

Our trainable 3D SCA demonstrates significant improvement over the untrained random 3D SCA. We produce 2D images from four fixed views of both sets of 3D structure priors and calculate the Frechet Inception Distance (FID) [23] against our bonsai dataset. The comparison of average values shows that after employing the trainable 3D SCA, the FID performance improved from 138 to 74.

E. Ablation study and Analysis

Structures of varying complexity. We also provided two different cases guided by structures of varying complexity to demonstrate the effectiveness of our fine structure 3DGS under different complex structure conditions, as shown in Figure 3. "L" denotes segment length, "S" represents the radius of the initial point cloud range, and "D" indicates the initial point cloud density. Higher values of these parameters result in more complex final structures. Our ablation study indicates

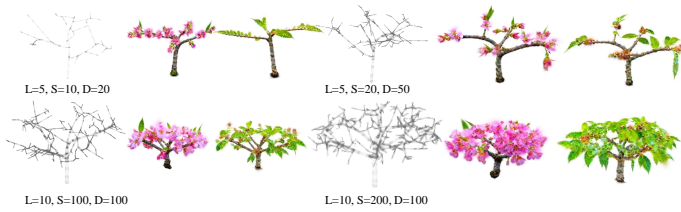


Fig. 3. Ablation study of the various complexity of structures. "L" denotes segment length, "S" represents the radius of the initial point cloud range, and "D" indicates the initial point cloud density.

that details such as flowers and leaves are rendered more clearly when the complexity of the structure is lower. However, with increasing structural complexity, detailed features such as flowers and foliage may exhibit noise or reduced quality, despite branch structures still complying with the 3D structural prior. This issue arises due to the rendering process utilizing only four randomly selected camera angles, which are likely to be obstructed by complex structures, thereby introducing noise into the rendered results.

Analysis on fine structure and coarse structure pipelines.

The results of fine structure and coarse structure 3DGS are compared in Figure 2, demonstrating distinct outcomes for each approach. The fine structure method allows the generated 3D Gaussian bonsai to closely match the input structure, precisely fitting complex structural guides. On the other hand, the coarse structure method aligns more closely with the semantics from the prompt and showcases a greater diversity in bonsai. Both methods exhibit significantly higher quality compared to the baseline. Another analysis focuses on why multi-view structure consistency learning cannot be incorporated into the fine structure approach. The constraint imposed by the 3D structure prior in fine structure 3DGS is quite strong, resulting in a very clear structure in the diffusion rendering process. Adding multi-view structure consistency learning to this method would not enhance the definition of the structure further. Instead, the inherent randomness of SD may introduce additional noise, reducing the overall performance and clarity.

V. CONCLUSION AND FUTURE WORK

In this paper, we propose a novel framework for generating structure-aware bonsai models using conditioned 3D Gaussian splatting. Our framework facilitates the generation of high-quality bonsai even under complex structural conditions. The major limitation is that our model may exhibit noise and blurriness when generating objects with extremely complex structures. This issue arises because the existing 3D framework relies on multi-view 2D diffusion, which typically features a limited number of camera angles. This work provides a robust foundation for complex 3D asset generation, stimulating critical analysis of current framework limitations and enhancement opportunities for realistic 3D generation.

REFERENCES

[1] Zhengyi Wang, Cheng Lu, Yikai Wang, Fan Bao, Chongxuan Li, Hang Su, and Jun Zhu, "Prolificdreamer: High-fidelity and diverse text-to-3d generation with variational score distillation," *NIPS*, vol. 36, 2024.

[2] Jiale Xu, Xintao Wang, Weihao Cheng, Yan-Pei Cao, Ying Shan, Xiaohu Qie, and Shenghua Gao, "Dream3d: Zero-shot text-to-3d synthesis using 3d shape prior and text-to-image diffusion models," in *CVPR*, 2023, pp. 20908–20918.

[3] Chen-Hsuan Lin, Jun Gao, Luming Tang, Towaki Takikawa, Xiao-hui Zeng, Xun Huang, Karsten Kreis, Sanja Fidler, Ming-Yu Liu, and Tsung-Yi Lin, "Magic3d: High-resolution text-to-3d content creation," in *CVPR*, 2023, pp. 300–309.

[4] Jiayang Tang, Jiawei Ren, Hang Zhou, Ziwei Liu, and Gang Zeng, "Dreamgaussian: Generative gaussian splatting for efficient 3d content creation," *arXiv preprint arXiv:2309.16653*, 2023.

[5] Taoran Yi, Jiemin Fang, Guanjun Wu, Lingxi Xie, Xiaopeng Zhang, Wenyu Liu, Qi Tian, and Xinggang Wang, "Gaussiandreamer: Fast generation from text to 3d gaussian splatting with point cloud priors," *arXiv preprint arXiv:2310.08529*, 2023.

[6] Matt Deitke, Dustin Schwenk, Jordi Salvador, Luca Weihs, Oscar Michel, Eli VanderBilt, Ludwig Schmidt, Kiana Ehsani, Aniruddha Kembhavi, and Ali Farhadi, "Objaverse: A universe of annotated 3d objects," in *CVPR*, 2023, pp. 13142–13153.

[7] Ben Poole, Ajay Jain, Jonathan T Barron, and Ben Mildenhall, "Dreamfusion: Text-to-3d using 2d diffusion," *arXiv preprint arXiv:2209.14988*, 2022.

[8] Alexander Raistrick, Lahav Lipson, Zeyu Ma, Lingjie Mei, Mingzhe Wang, Yiming Zuo, Karhan Kayan, Hongyu Wen, Beining Han, Yihan Wang, et al., "Infinite photorealistic worlds using procedural generation," in *CVPR*, 2023, pp. 12630–12641.

[9] Chunyi Sun, Junlin Han, Weijian Deng, Xinlong Wang, Zishan Qin, and Stephen Gould, "3d-gpt: Procedural 3d modeling with large language models," *arXiv preprint arXiv:2310.12945*, 2023.

[10] Adam Runions, Brendan Lane, and Przemyslaw Prusinkiewicz, "Modeling trees with a space colonization algorithm.," *Nph*, vol. 7, no. 63-70, pp. 6, 2007.

[11] Heewoo Jun and Alex Nichol, "Shap-e: Generating conditional 3d implicit functions," *arXiv preprint arXiv:2305.02463*, 2023.

[12] Alex Nichol, Heewoo Jun, Prafulla Dhariwal, Pamela Mishkin, and Mark Chen, "Point-e: A system for generating 3d point clouds from complex prompts," *arXiv preprint arXiv:2212.08751*, 2022.

[13] Lvmin Zhang, Anyi Rao, and Maneesh Agrawala, "Adding conditional control to text-to-image diffusion models," in *ICCV*, 2023, pp. 3836–3847.

[14] Hu Ye, Jun Zhang, Sibao Liu, Xiao Han, and Wei Yang, "Ip-adapter: Text compatible image prompt adapter for text-to-image diffusion models," *arXiv preprint arXiv:2308.06721*, 2023.

[15] Bernhard Kerbl, Georgios Kopanas, Thomas Leimkühler, and George Drettakis, "3d gaussian splatting for real-time radiance field rendering," *ACM Transactions on Graphics*, vol. 42, no. 4, pp. 1–14, 2023.

[16] Zilong Chen, Feng Wang, Yikai Wang, and Huaping Liu, "Text-to-3d using gaussian splatting," 2024.

[17] Przemyslaw Prusinkiewicz and Aristid Lindenmayer, *The algorithmic beauty of plants*, Springer Science & Business Media, 2012.

[18] Jae Joong Lee, Bosheng Li, and Bedrich Benes, "Latent l-systems: Transformer-based tree generator," *ACM Transactions on Graphics*, vol. 43, no. 1, pp. 1–16, 2023.

[19] Rui Chen, Yongwei Chen, Ningxin Jiao, and Kui Jia, "Fantasia3d: Disentangling geometry and appearance for high-quality text-to-3d content creation," in *ICCV*, 2023, pp. 22246–22256.

[20] Robin Rombach, Andreas Blattmann, Dominik Lorenz, Patrick Esser, and Björn Ommer, "High-resolution image synthesis with latent diffusion models," in *CVPR*, 2022, pp. 10684–10695.

[21] Bohan Zeng, Shanglin Li, Yutang Feng, Hong Li, Sicheng Gao, Jiaming Liu, Huaxia Li, Xu Tang, Jianzhuang Liu, and Baochang Zhang, "Ipdreamer: Appearance-controllable 3d object generation with image prompts," *arXiv preprint arXiv:2310.05375*, 2023.

[22] Alec Radford, Jong Wook Kim, Chris Hallacy, Aditya Ramesh, Gabriel Goh, Sandhini Agarwal, Girish Sastry, Amanda Askell, Pamela Mishkin, Jack Clark, et al., "Learning transferable visual models from natural language supervision," in *ICML*. PMLR, 2021, pp. 8748–8763.

[23] Martin Heusel, Hubert Ramsauer, Thomas Unterthiner, Bernhard Nessler, and Sepp Hochreiter, "Gans trained by a two time-scale update rule converge to a local nash equilibrium," *NIPS*, vol. 30, 2017.