

Off-Policy Evaluation for Sequential Persuasion Process with Unobserved Confounding

Nishanth Venkatesh S.¹, *Student Member, IEEE*, Heeseung Bang², *Member, IEEE*,
and Andreas A. Malikopoulos^{1,2}, *Senior Member, IEEE*

Abstract—In this paper, we expand the Bayesian persuasion framework to account for unobserved confounding variables in sender-receiver interactions. While traditional models typically assume that belief updates follow Bayesian principles, real-world scenarios often involve hidden variables that impact the receiver’s belief formation and decision-making. We conceptualize this as a sequential decision-making problem, where the sender and receiver interact over multiple rounds. In each round, the sender communicates with the receiver, who also interacts with the environment. Crucially, the receiver’s belief update is affected by an unobserved confounding variable. By reformulating this scenario as a Partially Observable Markov Decision Process (POMDP), we capture the sender’s incomplete information regarding both the dynamics of the receiver’s beliefs and the unobserved confounder. We prove that finding an optimal observation-based policy in this POMDP is equivalent to solving for an optimal signaling strategy in the original persuasion framework. Furthermore, we demonstrate how this reformulation facilitates the application of proximal learning for off-policy evaluation (OPE) in the persuasion process. This advancement enables the sender to evaluate alternative signaling strategies using only observational data from a behavioral policy, thus eliminating the necessity for costly new experiments.

I. INTRODUCTION

Strategic information sharing plays a critical role in economic interactions, policy design, and multi-agent systems [1]–[3]. Bayesian persuasion (BP) was first introduced by Kamenica and Gentzkow [4] as a powerful framework for analyzing how a sender can strategically reveal information to influence a receiver’s decisions. In the standard setting, a sender commits to an information disclosure policy before observing the state of the world, and the receiver, after observing the sender’s message, forms posterior beliefs and takes an action that affects both the sender’s and the receiver’s utilities.

Despite its theoretical elegance, BP rests on assumptions that may not hold in practical settings. First, the framework presupposes that the sender possesses complete information about the receiver, including their observation process and all features that influence their decision-making (including utility functions). Second, it assumes that the receiver has sufficient knowledge about the underlying state space to make Bayesian inferences based on the sender’s signaling

policy and the shared signal. Many research efforts have explored various directions to relax these restrictive assumptions [5]–[7] or to resolve computational challenges [8]. For example, Castiglioni et al. [9] introduced online BP to address scenarios where the sender lacks knowledge of the receiver’s utility function, proposing an online learning approach to acquire this information iteratively. Several works have extended the framework to sequential decision-making processes. Gan et al. [10] and Wu et al. [11] formulated BP within Markov decision processes, where a sender engages in multiple rounds of interaction with different myopic receivers at each timestep. Building on this foundation, Bacchiocchi et al. [12] leveraged reinforcement learning techniques for settings where the sender has limited prior knowledge of the environment. In a related vein, Lin et al. [13] developed the Markov signaling game framework and derived signaling gradients to facilitate reinforcement learning approaches.

Although these efforts provide different approaches to relaxing the assumptions, some limitations remain: they generally assume that all relevant variables affecting the receiver’s belief formation are observable to the sender. In practice, unobserved confounding variables often influence how receivers interpret information and make decisions. For instance, a user’s response to recommendations may depend on contextual factors unknown to the recommender system, or a policymaker’s reaction to economic data may be affected by unobserved political constraints. Such confounding introduces a significant challenge to the design of effective persuasion strategies.

In this paper, we address this gap by extending the Bayesian persuasion framework to account for unobserved confounding in sender-receiver interactions. First, we introduce a formulation that models sequential persuasion with unobserved confounding as a Partially Observable Markov Decision Process (POMDP). This formulation captures the sender’s incomplete information about both the receiver’s belief dynamics and the unobserved confounder. We prove that finding an optimal observation-based policy in this POMDP is equivalent to solving for an optimal signaling strategy in the original persuasion framework. Second, we demonstrate how this reformulation enables the application of proximal learning, a causal inference technique introduced by Miao et al. [14] and extended further to POMDP settings by [15]. Using proximal learning, we address the issue of unobserved confounding for off-policy evaluation (OPE) in the persuasion process. This allows the sender to assess alternative signaling strategies using only observational data

This research was supported by in part by NSF under Grants CNS-2401007, CMMI-2348381, IIS-2415478 and in part by MathWorks.

¹Department of Systems Engineering, Cornell University, Ithaca, NY 14850 USA.

²School of Civil and Environmental Engineering, Cornell University, Ithaca, NY 14853 USA (email: ns942@cornell.edu; h.bang@cornell.edu; amaliko@cornell.edu).

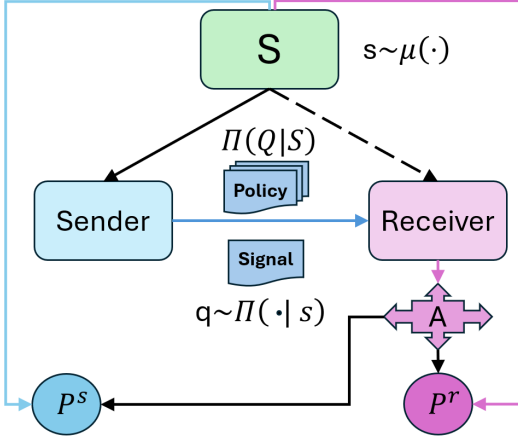


Fig. 1: Bayesian persuasion scheme.

from a behavioral policy without requiring costly new experiments. The capability for OPE serves as a foundation for reinforcement learning through policy optimization. Our approach provides a principled way to design robust persuasion strategies in the presence of confounding, with applications in recommendation systems, strategic communications, and human-AI interaction [16], [17].

The remainder of this paper is organized as follows. In Section II, we review the standard Bayesian persuasion framework, followed by a visualization of the causal graph of this framework. In Section III, we present our extension of the persuasion framework, formulating a sequential decision-making problem for the sender, and highlights the role of hidden confounders. In Section IV, we formulate a POMDP, equivalent to the persuasion framework. In Section V, we demonstrate how proximal learning can be applied to the POMDP to enable OPE for the persuasion framework. In Section VI, we present an application that can be modeled using the persuasion framework. Finally, in Section VII, we draw concluding remarks and highlight some future directions.

II. BAYESIAN PERSUASION AND CAUSALITY

Bayesian persuasion illustrated in Fig. 1, models an interaction between two agents, where a sender communicates using signals with a receiver who interacts with the environment based on this communication.

Let the state of the environment be denoted by the random variable S , and let any realization s belong to a finite set \mathcal{S} . The state is sampled from a distribution $\mu \in \Delta(\mathcal{S})$, also known as *prior*. In BP, both agents know the *prior* μ , while only the sender observes the realized state s . The receiver interacts with the environment by taking actions, denoted by the random variable A , with realization a taking values from a finite set \mathcal{A} , and this interaction gives a reward to each of the agents. The sender and receiver obtain rewards P^s and P^r given by the function $\rho^s : \mathcal{S} \times \mathcal{A} \rightarrow [m^s, M^s]$ and $\rho^r : \mathcal{S} \times \mathcal{A} \rightarrow [m^r, M^r]$, respectively, where $m^s, M^s, m^r, M^r \in \mathbb{R}$ are the lower and upper bounds of their rewards.

In BP, the sender can select a signaling policy π from a finite set of policies denoted by \mathcal{P} . The sender then commits

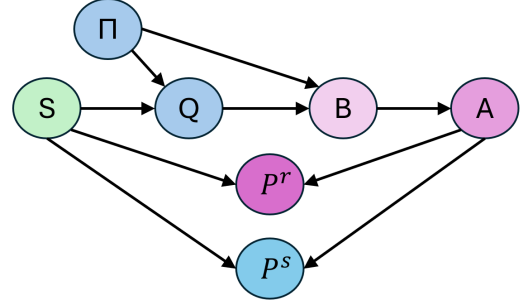


Fig. 2: Causal graph - Bayesian persuasion.

this signaling policy, $\pi : \mathcal{S} \rightarrow \Delta(\mathcal{Q})$, where \mathcal{Q} is a finite space of signals. During the interaction, the sender samples a signal from signaling policy, i.e., $q \sim \pi(\cdot|s)$, and sends it to the receiver. Based on the signal, the receiver performs a Bayesian update of their belief about S considering both the prior μ and the signaling policy π . For each $s \in \mathcal{S}$, the resulting posterior distribution is given by

$$p^\pi(s|q) = \frac{\pi(q|s) \mu(s)}{\sum_{s' \in \mathcal{S}} \pi(q|s') \mu(s')}, \quad (1)$$

where $p^\pi(s|q)$ is the posterior probability of any realization s under the committed signaling policy π and the received signal q . The receiver then picks their optimal action $a^*(q; \pi)$ based on the posterior as follows:

$$a^*(q; \pi) = \arg \max_{a \in \mathcal{A}} \sum_{s \in \mathcal{S}} p^\pi(s|q) \rho^r(s, a). \quad (2)$$

Then, the probability of taking action A given the signal q becomes deterministic, that is, $p^\pi(a|q) = 1$ if $a = a^*(q; \pi)$ and $p^\pi(a|q) = 0$, otherwise. We define the performance of a signaling policy π for the sender as

$$J(\pi) = \sum_{s \in \mathcal{S}} \sum_{q \in \mathcal{Q}} \mu(s) \pi(q|s) \rho^s(s, a^*(q; \pi)). \quad (3)$$

The goal of the sender is to compute the best signaling policy $\pi^* = \arg \max_{\pi} J(\pi)$.

Next, we discuss the causal graph of the BP framework (see Fig. 2). This graph is made up of nodes and directed edges. Nodes denote random variables, which include the state, action, and rewards, which are the same quantities in the persuasion process. The posterior, which represents the belief of the receiver about the state of the system, is denoted by the variable B . The policy of the sender is indicated by Π . The edges, also known as causal links, indicate the direction of causality. Since the signal Q is sampled from the sender's signaling policy conditioned on the state, there exists a causal link from S and Π to the node Q . Furthermore, the belief update process is influenced by both the policy and the received signal, establishing causal links from these nodes to the belief B . The posterior, in turn, determines the receiver's action A , leading to a directed edge from B to A . Finally, by definition, both the state S and the receiver's action A , have direct causal links to the reward nodes P^r and P^s .

III. SEQUENTIAL PERSUASION WITH UNOBSERVED CONFOUNDING

In our framework of persuasion under unobserved confounding, we extend the standard BP to a sequential setting where the sender communicates with the receiver and the receiver interacts with the environment over several rounds. The index of the round is indicated by i and ranges from $i = 0, \dots, T$, where $T \in \mathbb{N}$ corresponds to the final round of interaction. The key distinction is the presence of an unobserved confounder that affects how the receiver updates their prior belief after communicating with the sender.

The state of the environment at each round i is denoted by the random variable S_i , with realization $s_i \in \mathcal{S}$. Each state S_i is sampled independently from the same distribution μ . Unlike standard BP, the true distribution μ is known only to the sender, not to the receiver. At each i , the sender can observe s_i and select a signaling policy π_i from a finite set of policies denoted by \mathcal{P} at each i . Then, the sender commits to a signaling policy π_i , samples signal $q_i \sim \pi_i(\cdot|s_i)$, and shares them with the receiver. The receiver holds their own belief B_i about state S_i , which is unknown to the sender. We consider that the receiver's belief space is finite. Let this finite space of beliefs be denoted by \mathcal{B} . The receiver selects a self-interested action:

$$a_i^* = \arg \max_{a \in \mathcal{A}} \sum_{s \in \mathcal{S}} b_i(s) \rho^r(s, a), \quad (4)$$

where $b_i(s)$ is the belief b_i based probability of a state realization s . After the receiver selects an action, both the sender and the receiver receive rewards $P_i^s = \rho^s(S_i, A_i)$ and $P_i^r = \rho^r(S_i, A_i)$, respectively, which are bounded by $[m^s, M^s]$ and $[m^r, M^r]$. Let ρ_i^s and ρ_i^r denote reward realizations for P_i^s and P_i^r , respectively. Since \mathcal{S} and \mathcal{A} are finite sets, we consider that ρ_i^s and ρ_i^r also belong to finite sets \mathcal{R}^s and \mathcal{R}^r , respectively.

A key element in our framework is the introduction of an unobserved confounder Z . This variable affects how the receiver updates their belief but is observable only to the receiver. At each i , any realization z belongs to a finite set \mathcal{Z} . In the beginning, it is sampled from a distribution $z_0 \sim \eta$, and it remains constant $Z_{i+1} = Z_i$.

Remark 1. The variable Z represents the nature of the receiver. For instance, consider the conservativeness of a planner within a decision-making framework, which exists on a spectrum from risk-averse (pessimistic) to risk-neutral (optimistic).

When the receiver obtains information about the signal and the committed policy, the dynamics of their belief update is given by the conditional distribution $p(b_i|b_{i-1}, \rho_{i-1}^r, a_{i-1}, q_i, z_i, \pi_i)$. We note that the belief-update dynamics is unknown to the sender. Considering that the receiver has no information at the initial round, we assume that they start with a uniform prior; that is, b_0 is the *uniform distribution* on \mathcal{S} . After the belief update, the receiver selects action a_i^* according to (4). Since Z_i is unobservable by the sender, and influences the receiver's belief

update, in the language of causal inference, Z_i acts as an *unobserved confounder*. An unobserved confounder presents a challenge to the sender in keeping track of or predicting belief updates over the rounds. At each i , we denote all information available to the sender using the information vector, denoted by Δ_i . Any realization of such information vector is given by a tuple $\delta_i = (s_{0:i-1}, \pi_{0:i-1}, q_{0:i-1}, a_{0:i-1}, \rho_{0:i-1}^r)$. At each i , the set of possible realizations of Δ_i is denoted by \mathcal{D}_i .

In this framework, we consider that the sender designs a meta-policy $\pi := (p_0, p_2, \dots, p_i)$, where each $p_i : \mathcal{D}_i \times \mathcal{S} \rightarrow \mathcal{P}$ selects the signaling policy as $\pi_i = p_i(\delta_i, s_i)$. For the ease of interpretation, we consider deterministic meta-policies. However, the analysis in this work is applicable even in the stochastic case. The set of meta-policies is denoted by Π .

Next, we define the performance of any meta-policy π as $J(\pi) := \mathbb{E}^\pi[\sum_{i=0}^T \rho^s(S_i, A_i)]$, where $\mathbb{E}^\pi(\cdot)$ is the expectation over the joint distribution induced by the meta-policy π , the belief update dynamics and the self-interested receiver action selected according to (4).

Problem 1. The goal of the sender is to compute the best signaling meta-policy π^* , defined as $\pi^* = \arg \max_{\pi \in \Pi} J(\pi)$.

IV. CONSTRUCTION OF POMDP STRUCTURE

This section demonstrates how the sequential persuasion process (SPP) with unobserved confounding can be formulated as a POMDP. The sender serves as an agent who makes a decision, the receiver becomes part of an environment, and the sender's incomplete knowledge of the receiver's belief and the unobserved confounder are considered unobserved quantities. Then, we use this framework to formulate a problem equivalent to Problem 1.

We reformulate the SPP as a system that evolves over discrete time steps, denoted by $t = 0, \dots, T + 1$, where T is the final round of interaction in the persuasion process. Furthermore, the definition of the state of this system will give intuition behind a horizon of $T + 1$ time steps. In our analysis, we show how the newly formulated system is a valid POMDP. We use upper-case letters to denote random variables and lower-case letters to denote their corresponding realizations.

At each t , let u_t denote the control action in this system. Starting with $i = t = 0$, the state of the system x_0 is realized and the observation y_0 is available. The agent then implements a control action $u_0 = \pi_0$, which is the signaling policy. This concludes the first time step, after which the equivalent system evolves to the next time step. Although the equivalent system evolves, the round $i = 0$ in the SPP is not complete. At the end of the time step $t = 0$, only the state s_0 and the sender's signal π_0 have been realized in the SPP. It is only after the equivalent system evolves to $t = 1$ that the receiver in the SPP updates their belief in round $i = 0$ and then selects action a_0 in the SPP. This is illustrated in Fig. 3.

We define the initial state of the system as $x_0 = (b_{-1}, s_0, z_0)$, with observation $y_0 = (s_0)$. At each time

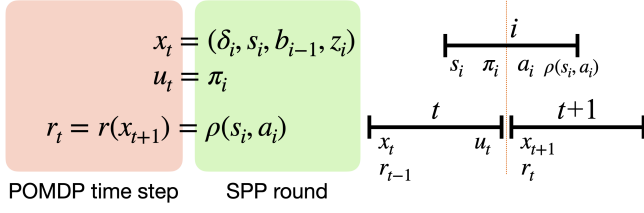


Fig. 3: System reformulation: SPP to POMDP.

step $t = 1, \dots, T$, the state consists of the tuple $x_t = (\delta_i, s_i, b_{i-1}, z_i)$ with the observation $y_t = (\delta_i, s_i)$. At the final time $t = T + 1$, the state is given by $x_t = (\delta_{i+1}, b_i)$, with observation $y_t = (\delta_{i+1})$. At each t , let \mathcal{X}_t be the set of all state realizations. Note that the number of elements of information vector δ_i , which is a component of the state realization x_t and the observation y_t , grows over time. Consequently, for any distinct time steps t and t' , the sets \mathcal{X}_t and $\mathcal{X}_{t'}$, as well as \mathcal{Y}_t and $\mathcal{Y}_{t'}$ are disjoint. We define the state space and the observation space of the system as the disjoint unions by $\mathcal{X} = \cup_{t=0}^{T+1} \mathcal{X}_t$ and $\mathcal{Y} = \cup_{t=0}^{T+1} \mathcal{Y}_t$, respectively.

Lemma 1. *The evolution of the state of this system is Markovian. Hence, the system is a POMDP.*

Proof. The state at time $t + 1$ is given by $x_{t+1} = (\delta_{i+1}, s_{i+1}, b_i, z_{i+1})$. Since $s_{i+1} \sim \mu$, it evolves independently and $z_{i+1} = z_i$ do not depend on the action at time $u_t = \pi_i$. The belief update, given by $p(b_i | b_{i-1}, \rho_{i-1}^r, a_{i-1}, q_i, z_i, \pi_i)$ depends on $(b_{i-1}, \rho_{i-1}^r, a_{i-1}, q_i, z_i)$, which are all components of the state x_t and the action $u_t = \pi_i$. Consider the information vector $\delta_{i+1} = (\delta_i, s_i, q_i, a_i, \rho_i^r, \pi_i)$. We know that $s_i \sim \mu$ is drawn independently. The receiver's action a_i is a function of the belief b_i , hence it is purely state and action-dependent. As the reward for the receiver ρ_i^s is based on a_i and s_i , it is also purely state and action-dependent. Given s_i , the action π_i completely determines the signal as $q_i \sim \pi_i(\cdot | s_i)$. This shows that the state x_t and the action u_t are enough to predict a distribution on the next state x_{t+1} . Hence the state evolution is Markovian, that is, $p(x_{t+1} | x_{0:t}, u_{0:t}) = p(x_{t+1} | x_t, u_t)$. Since the agent cannot observe the full state x_t , this system is a POMDP. \square

Remark 2. Since state space \mathcal{X} is a disjoint union of sets, the Markov transitions in the POMDP are such that, at each t , $p(f_{t+1} | f_t, u_t) = 0$ if $f_{t+1} \notin \mathcal{X}_{t+1}$.

At each $t = 0, \dots, T$, the agent selects the action u_t using a control law $g_t : \mathcal{Y} \rightarrow \mathcal{P}$ as $u_t = g_t(y_t)$. At each t , any control law such that for any action $u \in \mathcal{U}$, if $y_t \notin \mathcal{Y}_t$, then $p(u | y_t) = 0$, is a valid control law. The feasible set of control laws at time t is denoted by \mathcal{G}_t . The tuple of control laws denotes the control strategy of the planner $\mathbf{g} := (g_0, \dots, g_{n-1})$, where $\mathbf{g} \in \mathcal{G}$ and $\mathcal{G} = \prod_{t=0}^{n-1} \mathcal{G}_t$.

Lemma 2. *The set of all observation-based control strategies \mathcal{G} in the constructed POMDP is equivalent to Π the set of all meta-policies in the persuasion framework.*

Proof. We recall that in the persuasion framework, the

sender's meta-policy π defines a tuple of functional mappings $p_i : \mathcal{D}_i \times \mathcal{S} \rightarrow \mathcal{P}$. At each i , the signaling policy π_i is set by evaluation of p_i at $\Delta_i = \delta_i$ as $\pi_i = p_i(s_{0:i-1}, \pi_{0:i-1}, q_{0:i-1}, a_{0:i-1}, \rho_{0:i-1}^r, q_i)$. In the case of observation-based control strategies in the POMDP setting, the control law g_t selects the action $u_t = \pi_i$ based on $u_t = g_t(y_t) = g_t(s_{0:i-1}, \pi_{0:i-1}, q_{0:i-1}, a_{0:i-1}, \rho_{0:i-1}^r, q_i)$. With this, we observe that at each $t = i$, the selected signaling policy is identical in both frameworks. Consequently, the space of all sender meta-policies Π coincides with the set of all observation-based control strategies \mathcal{G} for the planner in the POMDP framework. \square

Remark 3. Since the set of all meta-policies Π coincides with the set of all observation-based control strategies \mathcal{G} , any strategy $\mathbf{g} \in \mathcal{G}$ is a valid meta-policy.

After the agent selects an action and the system evolves to time $t+1$, the agent receives a reward denoted by r_t^s . To align the system description with a standard POMDP formulation, we construct the reward function to depend on the future state of the system. The reward for the agent at time t is a mapping $r_t : \mathcal{X}_{t+1} \rightarrow [m^s, M^s]$ that satisfies $r_t(x_{t+1}) = \rho^s(s_i, a_i)$, for $i = t$. Since the reward ρ^s for the persuasion process belongs to a finite set \mathcal{R}^s , the reward r_t^s also belongs to the set \mathcal{R}^s . Since the system evolves only until time $T + 1$, we set the reward r_{T+1}^s identically to zero.

In the POMDP setting, we define the performance of any strategy \mathbf{g} as $J(\mathbf{g}) = \mathbb{E}^{\mathbf{g}} \left[\sum_{t=0}^T r_t(X_{t+1}) \right]$, where $\mathbb{E}^{\mathbf{g}}$ denotes the expectation on all the random variables with respect to the probability distributions generated by the choice of control strategy \mathbf{g} .

Problem 2. The goal of the agent is to compute the best observation-based control strategy \mathbf{g}^* , defined as $\mathbf{g}^* = \arg \max_{\mathbf{g} \in \mathcal{G}} J(\mathbf{g})$.

Theorem 1. *There exists a POMDP that is equivalent to the persuasion framework, and the optimal observation-based control strategy for this POMDP corresponds to a solution of Problem 1.*

Proof. We reformulate the sequential persuasion process as a system evolving over discrete time steps. We define the notions of state, observation, and action that are consistent with a general POMDP framework. Furthermore, in Lemma 1, we show that the constructed system is indeed a valid POMDP. In Lemma 2, we establish that the set of observation-based control strategies \mathcal{G} coincides with Π , the set of meta-policies considered. Next, we construct a reward function for the planner in the POMDP framework to match that of the sender in the persuasion framework. Thus, the solution to Problem 2 is a valid solution to Problem 1 and Problem 2 is equivalent to Problem 1. \square

Note that to formulate and solve Problem 1, we need to be able to compute the performance of any observation-based control strategy. At each t , let $\tau_t = (x_{0:t}, y_{0:t}, u_{0:t})$

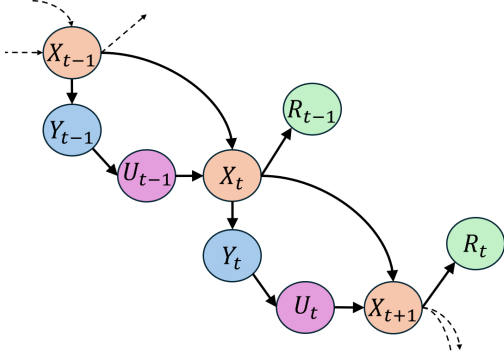


Fig. 4: Causal graph of POMDP.

be the trajectory of the system. We denote the space of all trajectories at time t by \mathcal{T}_t . The observable trajectory of the system is denoted by $\tau_t^o = (y_{0:t}, u_{0:t})$. The space of all observable trajectories at time t is \mathcal{T}_t^o . Any strategy g induces a distribution $p_t^g(\cdot)$ over \mathcal{T}_t . Similarly, it induces a distribution $p_t^{g,o}(\cdot)$ over \mathcal{T}_t^o . In our analysis to compute the performance of any strategy, we make use of the conditional independencies among variables in the POMDP based on their causal relationship. The causal relationships in the formulated POMDP are given by the causal graph illustrated in Fig. 4.

In this POMDP, the unobserved state x_t plays the role of an *unobserved confounder* between the action u_t and the next state x_{t+1} . Since the exact dynamics of the POMDP are unknown and an unobserved confounder exists, we do not have access to $p_t^g(\cdot)$ or $p_t^{g,o}(\cdot)$. Consequently, we can only hope to compute $J(g)$ based on a logged dataset. To this end, we consider that we have access to a dataset $\mathbf{D}^b = \{\tau_{T+1}^{o,k}\}_{k=0}^n$, which is a collection of n -observable trajectories, generated by an unknown behavioral control strategy g^b . Typically, OPE techniques are used to compute the performance of any given strategy based on \mathbf{D}^b . However, the unobserved confounder, by its nature, poses a challenge to OPE. In the next section, we analyze how unobserved confounding in this context is handled.

V. OFF-POLICY EVALUATION

In this section, we show how to compute the performance of any evaluation strategy $g^e \in \mathcal{G}$ to facilitate the formulation of Problem 1. Firstly, we introduce the notation that we use in our analysis.

A. Notations

In this subsection, we introduce an example of vector and matrix notation for probability distributions, which we use in our analysis. At each t , consider any state realization $x_t \in \mathcal{X}$ and next state realization $x_{t+1} \in \mathcal{X}$. For some action u_t , the transition probability between any two state realizations x_t and x_{t+1} , is denoted by $p(x_{t+1}|x_t, u_t)$. In our notation, $P(X_{t+1}|x_t, u_t)$ is a column vector of dimension $|\mathcal{X}| \times 1$ given by $P(X_{t+1}|x_t, u_t) = (p(x_{t+1}^1|x_t, u_t), \dots, p(x_{t+1}^{|\mathcal{X}|}|x_t, u_t))$, where x_{t+1}^k is k -th possible realization of X_{t+1} . Similarly, $P(x_{t+1}|X_t, u_t)$ is a row vector of dimension $1 \times |\mathcal{X}|$ given by $P(x_{t+1}|X_t, u_t) =$

$(p(x_{t+1}|x_t^1, u_t), \dots, p(x_{t+1}|x_t^{|\mathcal{X}|}, u_t))$. In our analysis, the multiplication of a pair of vectors of appropriate dimension is their *scalar product*. The notation $P(X_{t+1}|X_t, U_t)$ indicates a $|\mathcal{X}| \times |\mathcal{X}|$ matrix. When terms in the conditioning are not of the same dimension, this would be the appropriate rectangular matrix. In our analysis, the multiplication of two matrices refers to their *algebraic matrix multiplication*.

Our analysis also makes use of the conditional independencies among variables in the POMDP, based on their causal relationship illustrated in Fig. 4. As an example, the causal relationship corresponding to the Markovian evolution of the state given by $p(x_{t+1}|x_{0:i}, u_{0:i}) = p(x_{t+1}|x_t, u_t)$, is denoted by $x_{t+1} \perp\!\!\!\perp (x_{0:i-1}, u_{0:i-1})|(x_t, u_t)$.

B. Evaluation using proximal learning

We begin by highlighting the dependence of the performance of any strategy on the probability measure it induces on the trajectory space of the POMDP. We expand the expression for performance $J(g^e)$ which is given by

$$J(g^e) = \mathbb{E}^{g^e} \left[\sum_{t=0}^T r_t(X_{t+1}) \right] = \sum_{t=0}^T \sum_{r_t^s \in \mathcal{R}^s} r_t^s \cdot p^e(r_t^s), \quad (5)$$

where $p^e(r_t^s)$ is the probability of a reward realization r_t^s at time t under the strategy g^e . We consider $p^e(r_t^s)$ and use the law of total probability and Bayes' theorem to get

$$p^e(r_t^s) = \sum_{\tau_{t+1}} p^e(r_t^s|x_{t+1}) p^e(\tau_{t+1}), \quad (6)$$

where $\sum_{\tau_{t+1}}$ indicates summation over all possible trajectories $\tau_{t+1} \in \mathcal{T}_{t+1}$ and we have use the conditional independence $r_t^s \perp\!\!\!\perp \tau_t|x_{t+1}$. Furthermore, we note that knowledge of $p^e(\tau_{t+1})$, will allow us to compute $p^e(r_t^s)$ at each t , and, in turn, the performance.

In the following analysis, we demonstrate the proximal learning method for sequential decision-making problems presented in [15] for the reformulated POMDP. For the exposition, we consider the following assumptions.

Assumption 1. We assume that we have access to an observation before the initial time $t = 0$, denoted by y_{-1} , which can be used as one of the proxies.

Recall that in the persuasion process, at the beginning, the sender considers a uniform prior to the receiver's belief. This uniform prior can be considered as observation y_{-1} .

Assumption 2. At each $t = 1, \dots, T$, the matrices $P^b(Y_t | Y_{t-1}, u_t)$ and $P^b(X_t | Y_{t-1}, u_t)$ are invertible.

This assumption ensures that the observation at different time steps carries over enough information about the state.

At each time $t = 1, \dots, T$, for any observable trajectory $\tau_t^o \in \mathcal{T}_t^o$, we define the weight matrix $W_t(\tau_t^o)$ given by

$$W_t(\tau_t^o) = P^b(Y_t|Y_{t-1}, u_t)^{-1} \cdot P^b(Y_t, y_{t-1}|Y_{t-2}, u_{t-1}). \quad (7)$$

For time $t = 0$, we define the weight matrix $W_0(\tau_0^o)$ for any $\tau_0^o \in \mathcal{T}_0^o$ as $W_0(\tau_0^o) = P^b(Y_0|u_0, Y_{-1})^{-1} \cdot P^b(Y_0)$.

Theorem 2. Under Assumption 1 and Assumption 2, at each t , the reward distribution under any evaluation strategy g^e can be computed based on \mathcal{D}^b and is given by

$$P^e(r_t) = \sum_{\tau_{t+1}^o} \prod_{k=0}^{t+1} p^e(u_k|y_k) P^b(r_t, y_{t+1}|u_{t+1}, Y_t) \prod_{k=0}^{t+1} W(\tau_k^o). \quad (8)$$

Proof. The proof proceeds in two steps. We expand the expression for the reward distribution and decompose it into two components based on dependence on the strategy. The first component includes strategy-dependent distributions on observed variables, which can be computed given a specific evaluation strategy g^e . On the other hand, strategy-independent distributions can be over a combination of observable and unobservable variables. Next, we show how to compute the strategy-independent component from observational data using proximal learning. Details of the mathematical arguments are provided in Appendix A. \square

VI. APPLICATION EXAMPLE

In this section, we elaborate on a framework based on SPP to elucidate how AI can communicate effectively within the context of industrial safety management. This framework aims to influence the behavior of warehouse associates engaged in the transportation of packages through various means, including forklifts, conveyor systems, and manual handling. Packages may carry specific handling instructions, such as “fragile,” “temperature-sensitive,” or “do not turn upside down.” The primary objective for associates is to maximize operational efficiency to enhance their incentives, while safety managers must ensure both package throughput and the safety of workers. The daily demand and the inherent characteristics of the packages define the system’s current state. To facilitate safe practices, safety managers communicate with associates via personal devices, dispatching signals that range from “extremely cautious” to “at ease.” These signals are critical as they guide associates in updating their beliefs before decision-making. For instance, on high-demand days, cautionary signals are prevalent, whereas “at ease” messages are more common during periods of lower demand. It is essential to recognize that individual risk tolerance influences how associates interpret these signals; a risk-averse associate may equate a cautious signal with a high-demand scenario, while a risk-seeking associate might undervalue caution even in similar contexts. This variability underscores the importance of considering past interactions and rewards, which can significantly shape the interpretation and effectiveness of safety communication strategies.

VII. CONCLUSION

In this paper, we developed a framework to study an SPP that incorporates unobserved confounding affecting the belief updates of the receiver. We formulated an equivalent POMDP model, where the optimal observation-based control strategy corresponds to the optimal meta-policy for the SPP. Furthermore, we demonstrate off-policy evaluation using proximal learning to showcase policy evaluation under unobserved

confounding. We provide an industrial safety- management example to illustrate practical applications.

Future works could consider enhancing computational tractability for implementation, integrating different OPE techniques (sensitivity analysis [18], bridge functions [19]), and extend this framework to continuous spaces to be applicable to complex human decision-making tasks.

ACKNOWLEDGMENTS

The authors would like to thank Dr. Aditya Dave for valuable discussions on the formulation and solution approach.

REFERENCES

- [1] A. Dave, I. V. Chremos, and A. A. Malikopoulos, “Social media and misleading information in a democracy: A mechanism design approach,” *IEEE Transactions on Automatic Control*, vol. 67, no. 5, pp. 2633–2639, 2022.
- [2] A. A. Malikopoulos, “On team decision problems with nonclassical information structures,” *IEEE Transactions on Automatic Control*, vol. 68, no. 7, pp. 3915–3930, 2023.
- [3] N. Venkatesh, V.-A. Le, A. Dave, and A. A. Malikopoulos, “Connected and automated vehicles in mixed-traffic: Learning human driver behavior for effective on-ramp merging,” in *2023 62nd IEEE Conference on Decision and Control (CDC)*, pp. 92–97, IEEE, 2023.
- [4] E. Kamenica and M. Gentzkow, “Bayesian persuasion,” *American Economic Review*, vol. 101, no. 6, pp. 2590–2615, 2011.
- [5] J. Renault, E. Solan, and N. Vieille, “Optimal dynamic information provision,” *Games and Economic Behavior*, vol. 104, pp. 329–349, 2017.
- [6] F. Farhadi and D. Teneketzis, “Dynamic information design: A simple problem on optimal sequential information disclosure,” *Dynamic Games and Applications*, vol. 12, no. 2, pp. 443–484, 2022.
- [7] O. Massicot and C. Langbort, “Almost-bayesian quadratic persuasion,” *IEEE Transactions on Automatic Control*, 2025.
- [8] M. O. Sayin and T. Başar, “Bayesian persuasion with state-dependent quadratic cost measures,” *IEEE Transactions on Automatic Control*, vol. 67, no. 3, pp. 1241–1252, 2021.
- [9] M. Castiglioni, A. Celli, A. Marchesi, and N. Gatti, “Online bayesian persuasion,” *Advances in neural information processing systems*, vol. 33, pp. 16188–16198, 2020.
- [10] J. Gan, R. Majumdar, G. Radanovic, and A. Singla, “Bayesian persuasion in sequential decision-making,” in *Proceedings of the AAAI Conference on Artificial Intelligence*, vol. 36, pp. 5025–5033, 2022.
- [11] J. Wu, Z. Zhang, Z. Feng, Z. Wang, Z. Yang, M. I. Jordan, and H. Xu, “Markov persuasion processes and reinforcement learning,” in *ACM Conference on Economics and Computation*, 2022.
- [12] F. Bacchiocchi, F. E. Stradi, M. Castiglioni, N. Gatti, and A. Marchesi, “Markov persuasion processes: How to persuade multiple agents from scratch,” in *ICML 2024 Workshop: Aligning Reinforcement Learning Experimentalists and Theorists*, 2024.
- [13] Y. Lin, W. Li, H. Zha, and B. Wang, “Information design in multi-agent reinforcement learning,” *Advances in Neural Information Processing Systems*, vol. 36, pp. 25584–25597, 2023.
- [14] W. Miao, Z. Geng, and E. J. Tchetgen Tchetgen, “Identifying causal effects with proxy variables of an unmeasured confounder,” *Biometrika*, vol. 105, no. 4, pp. 987–993, 2018.
- [15] G. Tennenholtz, U. Shalit, and S. Mannor, “Off-policy evaluation in partially observable environments,” in *Proceedings of the AAAI Conference on Artificial Intelligence*, vol. 34, pp. 10276–10283, 2020.
- [16] I. Faros, A. Dave, and A. A. Malikopoulos, “A q-learning approach for adherence-aware recommendations,” *IEEE Control Systems Letters*, vol. 7, pp. 3645–3650, 2023.
- [17] A. Dave, H. Bang, and A. A. Malikopoulos, “A framework for effective ai recommendations in cyber-physical-human systems,” *IEEE Control Systems Letters*, vol. 8, pp. 1379–1384, 2024.
- [18] N. Kallus and A. Zhou, “Confounding-robust policy evaluation in infinite-horizon reinforcement learning,” *Advances in neural information processing systems*, vol. 33, pp. 22293–22304, 2020.
- [19] A. Bennett and N. Kallus, “Proximal reinforcement learning: Efficient off-policy evaluation in partially observed markov decision processes,” *Operations Research*, vol. 72, no. 3, pp. 1071–1086, 2024.

APPENDIX A - PROOF OF THEOREM 2

The essence of proximal learning is to find *proxies* to infer the average influence of the unobserved confounder on the performance of a strategy. Firstly, we present a result that provides a method for computing the distribution $p^e(\cdot)$ on the reward r at each time t as a function of just the observable trajectory τ_t^o . We present a detailed proof of Theorem 2 and show how past and current observations of the state can be used as proxies at each t , to infer the performance of an evaluation strategy.

We begin by expanding the strategy dependent distribution $p^e(\tau_{t+1})$ for any $\tau_t = (u_{0:t}, y_{0:t}, x_{0:t})$ in (6) as

$$p^e(\tau_{t+1}) = p^e(u_{t+1}|y_{t+1}, x_{t+1}, \tau_t) p^e(y_{t+1}, x_{t+1}, \tau_t), \quad (9)$$

$$= p^e(u_{t+1}|y_{t+1}) p^e(y_{t+1}|x_{t+1}, \tau_t) p^e(x_{t+1}, \tau_t), \quad (10)$$

$$= p^e(u_{t+1}|y_{t+1}) p^e(y_{t+1}|x_{t+1}) p^e(x_{t+1}|\tau_t) p^e(\tau_t), \quad (11)$$

$$= p^e(u_{t+1}|y_{t+1}) p^e(y_{t+1}|x_{t+1}) p^e(x_{t+1}|x_t, u_t) p^e(\tau_t), \quad (12)$$

$$= \prod_{k=0}^{t+1} p^e(u_k|y_k) \prod_{k=0}^{t+1} p^e(y_k|x_k) \cdot \prod_{k=0}^t p^e(x_{k+1}|x_k, u_k) p^e(x_0), \quad (13)$$

where we use the fact that the control strategy is observation-based in (10). The transition to (11), is based on how the observation $y_{t+1} \perp\!\!\!\perp \tau_t|x_{t+1}$. Furthermore, the Markovian evolution of the state is used to obtain (12).

We substitute the expanded joint probability in (6) to obtain

$$p^e(r_t^s) = \sum_{\tau_{t+1}} p^e(r_t^s|x_{t+1}) \prod_{k=0}^{t+1} p^e(u_k|y_k) \prod_{k=0}^{t+1} p^e(y_k|x_k) \cdot \prod_{k=0}^t p^e(x_{k+1}|x_k, u_k) p^e(x_0), \quad (14)$$

$$= \sum_{\tau_{t+1}} \prod_{k=0}^{t+1} p^e(u_k|y_k) p^b(r_t^s|x_{t+1}) \prod_{k=0}^{t+1} p^b(y_k|x_k) \cdot \prod_{k=0}^t p^b(x_{k+1}|x_k, u_k) p^b(x_0), \quad (15)$$

where, in (15) we change the superscript on all the terms except $p^e(u_t|y_t)$. It is essential to note that this strategy-dependent term can be computed based on the observation. The reward r_t^s is dependent only on (x_{t+1}) , hence, independent of the agent's strategy. Furthermore, the evolution of the state of the system is Markovian, so the transition term is also independent of the strategy. Consequently, we can compute all terms independent of the strategy from a dataset generated by any control strategy. Given that we have a dataset generated by the behavioral strategy \mathbf{g}^b , we change the superscripts to indicate that we compute these terms from the behavioral data \mathbf{D}^b .

At each t , since the observation y_t is independent of the action u_t given the state x_t under measure p^b , we rephrase

the expression in (15) as

$$p^e(r_t^s) = \sum_{\tau_{t+1}} \prod_{k=0}^{t+1} p^e(u_k|y_k) p^b(r_t^s|x_{t+1}) p^b(y_{t+1}|x_{t+1}) \cdot \prod_{k=0}^t p^b(x_{k+1}, y_k|x_k, u_k) p^b(x_0). \quad (16)$$

Furthermore, the reward r_t^s is independent of the observation y_{t+1} at time $t+1$, given the tuple (x_{t+1}, u_{t+1}) . We use this condition to combine the remaining terms to derive

$$p^e(r_t^s) = \sum_{\tau_{t+1}} \prod_{k=0}^{t+1} p^e(u_k|y_k) p^b(r_t^s, y_{t+1}|x_{t+1}, u_{t+1}) \cdot \prod_{k=0}^t p^b(x_{k+1}, y_k|x_k, u_k) p^b(x_0). \quad (17)$$

We use the matrix and vector notation for the unobserved state of the POMDP and retain the summation over τ_{i+1}^o , which is the observable component of τ_{t+1} . This gives us the following expression:

$$p^e(r_t^s) = \sum_{\tau_{i+1}^o} \prod_{k=0}^{t+1} p^e(u_k|y_k) p^b(r_t^s, y_{t+1}|X_{t+1}, u_{t+1}) \cdot \prod_{k=0}^t p^b(X_{k+1}, y_k|X_k, u_k) p^b(X_0). \quad (18)$$

We now discuss how terms in (18), which involve the unobserved state, can be inferred from proxies. In our subsequent analysis, we show that for each t , the pair (y_t, y_{t-1}) are valid proxies to x_t . First, we consider the following expression:

$$P^b(X_{t+1}, y_t|Y_{t-1}, U_t) = P^b(X_{t+1}, y_t|X_t, Y_{t-1}, u_t) \cdot P^b(X_t|Y_{t-1}, u_t), \quad (19)$$

where we incorporate X_t into the right-hand side based on the law of total probability and Bayes theorem. By Markovian evolution of state and the state-observation relation, $(x_{t+1}, y_t) \perp\!\!\!\perp y_{t-1}|(x_t, u_t)$. Hence, this expression reduces to the following:

$$P^b(X_{t+1}, y_t|Y_{t-1}, u_t) = P^b(X_{t+1}, y_t|X_t, u_t) \cdot P^b(X_t|Y_{t-1}, u_t). \quad (20)$$

With Assumption 2 the matrix $P^b(X_t|Y_{t-1}, u_t)$ is invertible, which results in the following equation:

$$P^b(X_{t+1}, y_t|X_t, u_t) = P^b(X_{t+1}, y_t|Y_{t-1}, u_t) \cdot P^b(X_t|Y_{t-1}, u_t)^{-1}, \quad (21)$$

where, under the assumption, we have incorporated the first proxy y_{t-1} for x_t . To incorporate the second proxy, we consider the following matrix expression:

$$P^b(Y_t|Y_{t-1}, u_t) = P^b(Y_t|X_t, Y_{t-1}, u_t) \cdot P^b(X_t|Y_{t-1}, u_t), \quad (22)$$

where we have again used the law of total probability and Bayes theorem to introduce X_t into the expression. With Assumption 2 and condition $y_t \perp\!\!\!\perp y_{t-1}|(x_t, u_t)$, we obtain

$$P^b(X_t|Y_{t-1}, u_t) = P^b(Y_t|X_t, u_t)^{-1} \cdot P^b(Y_t|Y_{t-1}, u_t). \quad (23)$$

We substitute the expression for $P^b(X_t|Y_{t-1}, u_t)$ back into (21) to incorporate the second proxy y_t to achieve

$$P^b(X_{t+1}, y_t|X_t, u_t) = P^b(X_{t+1}, y_t|Y_{t-1}, u_t) \cdot P^b(Y_t|Y_{t-1}, u_t)^{-1} \cdot P^b(Y_t|X_t, u_t). \quad (24)$$

Similarly, we can recast the vector $p^b(r_t^s, y_{t+1}|X_{t+1}, u_{t+1})$ as follows:

$$P^b(r_t^s, y_{t+1}|X_{t+1}, u_{t+1}) = P^b(r_t^s, y_{t+1}|Y_{t-1}, u_t) \cdot P^b(Y_t|Y_{t-1}, u_t)^{-1} \cdot P^b(Y_t|X_t, u_t). \quad (25)$$

In (18), we analyze the product of two such terms at indexes k and $k+1$:

$$\begin{aligned} &P^b(X_{k+1}, y_k|X_k, u_k) \cdot P^b(X_k, y_{k-1}|X_{k-1}, u_{k-1}) = \\ &P^b(X_{k+1}, y_k|Y_{k-1}, u_k) \cdot P^b(Y_k|Y_{k-1}, u_k)^{-1} \\ &\cdot P^b(Y_k|X_k, u_k) \cdot P^b(X_k, y_{k-1}|Y_{k-2}, u_{k-1}) \\ &\cdot P^b(Y_{k-1}|Y_{k-2}, u_{k-1})^{-1} \cdot P^b(Y_{k-1}|X_{k-1}, u_{k-1}). \end{aligned} \quad (26)$$

In this expression, we segregate the matrix product $P^b(Y_k|X_k, u_k) \cdot P^b(X_k, y_{k-1}|Y_{k-2}, u_{k-1})$. We consider the following matrix expression:

$$\begin{aligned} &P^b(Y_k, y_{k-1}|Y_{k-2}, u_{k-1}) \\ &= P^b(Y_k|X_k, y_{k-1}, Y_{k-2}, u_k) \cdot P^b(X_k, y_{k-1}|Y_{k-2}, u_{k-1}), \end{aligned} \quad (27)$$

$$= P^b(Y_k|X_k, u_k) \cdot P^b(X_k, y_{k-1}|Y_{k-2}, u_{k-1}), \quad (28)$$

where, in the second equation, we use the state and observation relation to get $y_k \perp (y_{k-1}, y_{k-2})|(x_k, u_k)$ and reduce the expression to

$$\begin{aligned} &P^b(Y_k, y_{k-1}|Y_{k-2}, u_{k-1}) \\ &= P^b(Y_k|X_k, u_k) \cdot P^b(X_k, y_{k-1}|Y_{k-2}, u_{k-1}). \end{aligned} \quad (29)$$

As a result, the segregated term $P^b(Y_k|X_k, u_k) \cdot P^b(X_k, y_{k-1}|Y_{k-2}, u_{k-1})$ can now be re-written without the unobserved state as

$$\begin{aligned} &P^b(Y_k|X_k, u_k) \cdot P^b(X_k, y_{k-1}|Y_{k-2}, u_{k-1}) \\ &= P^b(Y_k, y_{k-1}|Y_{k-2}, u_{k-1}), \end{aligned} \quad (30)$$

where the right-hand side of this equation is the weight matrix $W_k(\tau_k^o)$. This shows that the consecutive multiplication of terms at indexes k and $k+1$ is equivalent to the multiplication of weight matrices. Substituting the weight matrix in (30) into the expression for reward distribution in (18) will give us the result presented in Theorem 2.

APPENDIX B - DISCUSSIONS

Finite Belief Space: In the context of human-AI recommendation systems, the AI communicates with a human who serves as the receiver. Typically, humans interpret and process information from these recommendations or signals in categorical terms rather than as nuanced probability distributions. For instance, an individual's belief about the likelihood of rain on a given day may range from low to medium to high, reflecting their level of confidence.

Additionally, due to computational constraints, a receiver may simplify their belief space by utilizing a finite set of categories, thus reducing the complexity involved in updating their beliefs to make self-interested decisions.

Information vector: In this work, we have considered that the receiver's reward realizations are observable by the sender. Consequently, the information vector includes $(\rho_{0:i-1}^r)$. Based on this definition, we define the corresponding notion of state for the POMDP. However, in settings where the receiver's reward need not be observable to the sender, the information vector must be redefined to exclude this information. In such cases, the notion of state can be adapted accordingly, such that the Markovian dynamics of the system is preserved.

Invertibility of statistically computed matrices:

The assumption that the matrices $P^b(Y_t | Y_{t-1}, u_t)$ and $P^b(X_t | Y_{t-1}, u_t)$ are invertible may not hold when they are computed from data. The quality of available offline data plays a crucial role to determine the validity of this assumption. However, as shown in [15], the invertibility of these matrices holds without explicitly accounting for their empirical estimation. This motivates the consideration of a set of matrices that are both invertible and sufficiently close to the empirical estimates. In this case, a robust estimate of off-policy evaluation could be useful, which can serve as an avenue for future research.