

How Cyclic Acoustic Patterns Influence ASMR Perception: A Signal Processing Perspective

Zexin Fang, *Student Member, IEEE*, Bin Han, *Senior Member, IEEE*, Henrik H. Sveen, C. Clark Cao, and Hans D. Schotten, *Member, IEEE*

Abstract—Autonomous Sensory Meridian Response (ASMR) has been remarkably popular in the recent decade. While its effect has been validated through behavioral studies and neuro-physiological measurements such as electroencephalography (EEG) and related bio-signal analyses, its development and triggers remain a subject of debate. Previous studies suggest that its triggers are highly linked with cyclic patterns: predictable patterns introduce relaxation while variations maintain intrigue. To validate this and further understand the impact of acoustic features on ASMR effects, we designed three distinct cyclic patterns with monophonic and stereophonic variations, while controlling their predictability and randomness, and collected ASMR triggering scores through online surveys. Then, we extracted cyclic features and carried out regression analysis, seeking an explainable mapping of cyclic features and ASMR triggers. We found that relaxing effects accumulate progressively and are independent of spatial orientation. Cyclic patterns significantly influence psychological and physical effects, which remain invariant with time. Regression analysis revealed that smoothly spread and energy-dense cyclic patterns most effectively trigger ASMR responses.

Index Terms—ASMR; audio signal processing, cyclostationary, regression.

I. INTRODUCTION

Autonomous Sensory Meridian Response (ASMR) has recently garnered significant attention in digital media. Characterized as a unique sensory phenomenon, ASMR is defined by specific audiovisual triggers that commonly induce pleasant tingling sensations radiating across the scalp and down the neck [1]. This distinctive sensory experience has revealed substantial commercial potential, giving rise to a massive community of content creators known as ASMRtists. These creators are emerging as ideal digital influencers, producing content specifically designed for repeated and regular consumption. The market potential of ASMR is remarkable. Recent research estimates that marketing collaborations featuring ASMRtists are valued at approximately 20 billion US dollars, representing a market that has experienced steep growth over the past decade [2].

Beyond popular culture, ASMR has also emerged as a compelling topic of academic study. Research has demonstrated that ASMR can modulate heart rate and physiological

responses [3], and has linked it with specific personality traits [4]. The exact mechanisms that trigger these responses remain mysterious; some researchers have found that ASMR effects share similarities with musical frisson, a similar response triggered by music [5]. Some researchers also suggested that ASMR triggers are composed of two key factors: predictability and novelty [6]. Most recently, Li's electroencephalography (EEG)-based analysis reveals audio frequency's modulation of brain activities across θ (4–8 Hz), α (8–13 Hz), β (13–30 Hz), γ (30–48 Hz), and high γ (52–98 Hz) frequencies. Both ASMR responders and non-responders show sensitivity to low-frequency audio and white-noise, with suppressed central brain activities suggesting enhanced relaxation. Distinguishably, ASMR responders are likely to maintain higher mental engagement simultaneously [7]. On top of that, our previous study suggested a connection between cyclic patterns and ASMR. That is, even with reduced semantic content, Generative Adversarial Network (GAN)-generated ASMR audio is still effective in eliciting ASMR responses [8].

Inspired by previous research, in this paper, we quantitatively investigate how predictable and random audio patterns impact ASMR perception through a combination of behavioral study and audio signal processing. First, we designed artificial ASMR audios with predictability and randomness controlled to maintain diverse statistical features and to ensure they score differently in ASMR response, with audio clip generation introduced in Sec. II. Second, we extracted statistical features using cyclostationary analysis, as induced in Sec. III. Third, we acquired ASMR response data through online questionnaires, where participants were required to score based on their experience, with detailed questionnaire details introduced in Sec. IV. Consequently, we discussed questionnaire results and carried out regression analysis based on acquired ASMR response data and extracted statistical features in Sec. V. Our conclusion of the entire work will be provided in Sec. VI.

II. AUDIO CLIPS GENERATION

To investigate the relationship between cyclic patterns and ASMR response, we employ three distinct types of patterns: music information retrieval (MIR) cyclic patterns, stochastically regulated (SR) cyclic patterns, and frequency modulated (FM) cyclic patterns. MIR cyclic pattern directly resembles the interaction of an ASMR artist, with its cyclic patterns extracted from highly popular nail tap ASMR clips from open-access platforms. For the SR patterns, we consider two factors. The predictability is addressed by repeating the bundle of impulses

Z. Fang, B. Han, and H. D. Schotten are with University of Kaiserslautern-Landau (RPTU), Germany. H. D. Schotten is with the German Research Center for Artificial Intelligence (DFKI), Germany. C. Clark Cao is with Lingnan University, Hong Kong. Henrik H. Sveen is with University of Oslo, Norway. B. Han (bin.han@rptu.de) is the corresponding author. This work is supported by the German Federal Ministry of Education and Research within the project Open6GHub (16KISK003K/16KISK004).

every 1.6 s (to mimic highly popular ASMR patterns). The randomness is then addressed by stochastically adjusting the density of impulses within each bundle, with a minimum impulse duration of 40 ms according to the precedence effect [9]. Similarly, for FM cyclic patterns, the impulse bundle repeats every 1.6 s, with impulse linearly density varying from 0 Hz to 25 Hz. Given the role of immersion in ASMR responses, we investigate two spatial orientations: monophonic and stereophonic. The stereophonic spatial orientation was extracted from nail tap ASMR clips to maintain a connection with real-world scenarios.

III. STATISTICAL FEATURES EXTRACTION

For a discrete signal $s(n)$ containing N samples, the spectrum $S(f)$ can be computed through the Discrete Fourier Transform (DFT):

$$S(f) = \frac{1}{N} \sum_{k=0}^{N-1} \left[\sum_{n=0}^{N-1} s(n) e^{-j \frac{2\pi n k}{N}} \delta \left(2\pi f - \frac{2\pi k}{N} \right) \right]. \quad (1)$$

To characterize cyclic features within the spectrum, we employ the Spectral Correlation Density (SCD) function, with

$$D_{SS}(f, \alpha) = \mathbb{E} \left\{ S(f + \frac{\alpha}{2}) S^*(f - \frac{\alpha}{2}) \right\}, \quad (2)$$

where α represents the cyclic frequency, indicating spectral periodicity. While SCD is inherently a bivariate function, we introduce two univariate functions of α to capture the cyclic characteristics of an audio signal $s(n)$. These are defined as $\bar{D}_{SS}(\alpha) = \frac{1}{N} \sum_{f \in \mathbb{F}} D_{SS}(f, \alpha)$ and $\tilde{D}_{SS}(\alpha) = \max_{f \in \mathbb{F}} D_{SS}(f, \alpha)$, where \mathbb{F} represents the set of N frequency bins in D_{SS} .

On top of $S(f)$, $\tilde{D}_{SS}(\alpha)$ and $\bar{D}_{SS}(\alpha)$, we define eight features: $X_1 = \text{Mean}(\tilde{D}_{SS})$, $X_2 = \text{Var}(\tilde{D}_{SS})$, $X_3 = G(\tilde{D}_{SS})$, $X_4 = \text{Mean}(\bar{D}_{SS})$, $X_5 = \text{Var}(\bar{D}_{SS})$, $X_6 = G(\bar{D}_{SS})$, $X_7 = \text{Mean}(|S|)$, $X_8 = \text{Var}(|S|)$, and $X_9 = G(|S|)$, where $G(\mathbb{S}) = \frac{\sum_{i \in \mathbb{S}} \sum_{j \in \mathbb{S}} |i-j|}{2\|\mathbb{S}\|_0 \sum_{i \in \mathbb{S}} i}$ is the Gini coefficient of set \mathbb{S} , which was originally used to describe income inequality [10]. Here, X_1 and X_4 assess the overall cyclostationarity, X_2 and X_5 assess the α -variance, X_3 and X_6 reflect the α -sparsity, X_7 describes the power, X_8 the f -variance of SPD, and X_9 the f -sparsity of SPD. For better virtual effect, we employ Cyclic Coherence Function (CCF), which is a normalized version of SCD, with

$$C_{SS}(f, \alpha) = \frac{D_{SS}(f, \alpha)}{\sqrt{\mathbb{E} \left\{ |S(f + \frac{\alpha}{2})|^2 \right\} \mathbb{E} \left\{ |S(f - \frac{\alpha}{2})|^2 \right\}}}. \quad (3)$$

The CCF of audios with different cyclic patterns and white noise are depicted in Fig. 1. From the CCF, we can see that those audio clips are not only the 1st order cyclostationary, but also the 2nd order cyclostationary [11]. Additionally, the development of $\tilde{D}_{SS}(\alpha)$ and $\bar{D}_{SS}(\alpha)$ are depicted in Fig. 2 and 3, respectively. The measure $\bar{D}_{SS}(\alpha)$ is designed to be sensitive to broadband cyclic patterns, whereas $\tilde{D}_{SS}(\alpha)$ is specifically tailored to detect narrowband cyclic components.

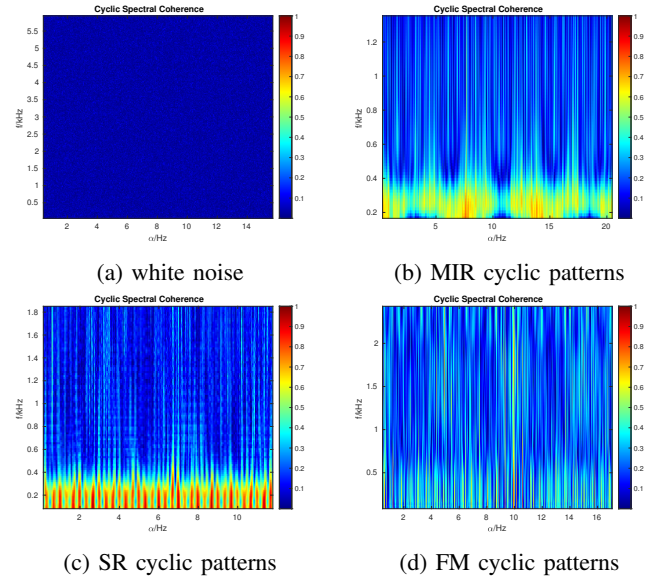


Fig. 1: CCF of ASMR audio clips with different cyclic patterns

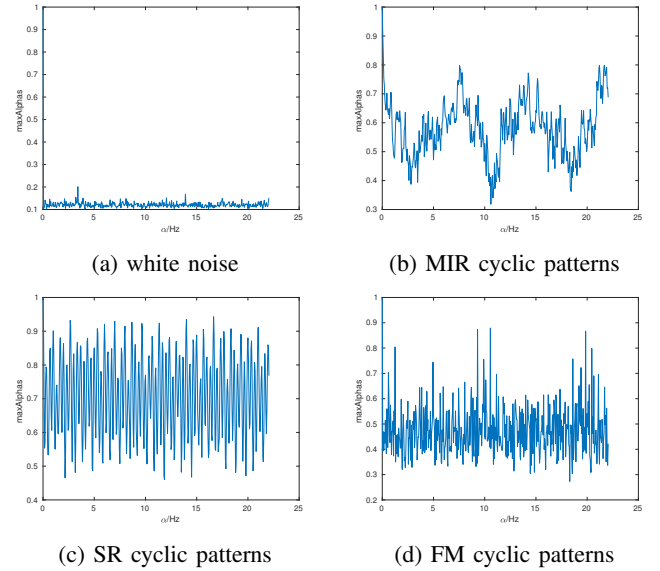


Fig. 2: $\tilde{D}_{SS}(\alpha)$ of ASMR audio clips with different cyclic patterns

IV. BEHAVIORAL MEASURES

We investigate the relationship between extracted statistical features and their actual impact on humans by examining psychological, physical, and relaxing effects. 100 participants were recruited online for a behavioral survey conducted in March 2024. To avoid cognitive bias, while the keyword ASMR was mentioned during the survey, specific information of ASMR were omitted. Specifically, the assessment of psychological effects was conducted by asking participants to rate how strongly they experienced sensations such as brain chills or changes in mental states. Physical effects were evaluated by having participants rate the intensity of sensations like scalp, neck, or back chills. Relaxing effects were evaluated by asking participants to describe whether the clips were relaxing,

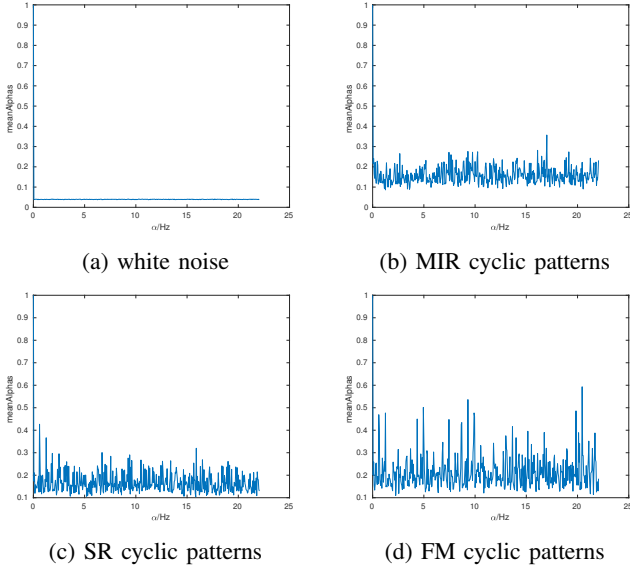


Fig. 3: $\overline{D}_{SS}(\alpha)$ of ASMR audio clips with different cyclic patterns

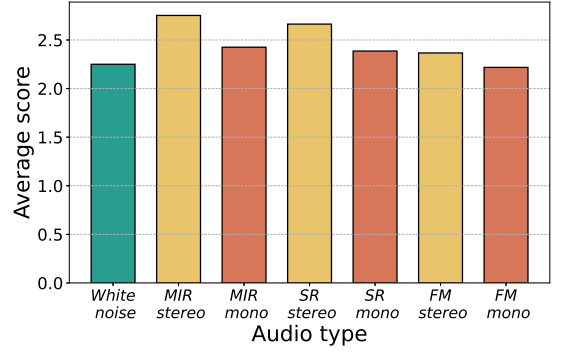
neutral, or stressful. Both of those effects, were assessed using a 7-points scale.

Participants were also required to wear headsets for optimal experience. The survey included seven types of audio clips, each lasting 20 seconds: one white noise clip, plus both monophonic and stereophonic clips featuring FM, SR, and MIR patterns. Furthermore, we randomize the listening orders of those audio clips.

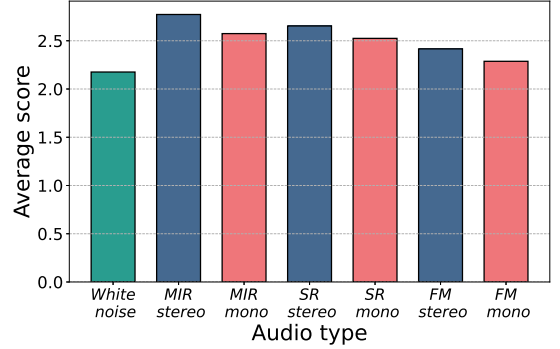
V. SURVEY RESULTS AND LINEAR REGRESSION WITH OLS AND LMM

Firstly, we analyze the three aforementioned effects with respect to different audio types. The average scores per audio type are depicted in Fig. 4. For both psychological and physical effects, we observe that audio clips with cyclic patterns generally outperform simple white noise, with the score ranking: $MIR > SR > FM > white\ noise$. The results indicate that the more rigorous the cyclic patterns are, the less likely they are to trigger psychological and physical effects. Additionally, stereophonic effects further enhance such triggers. For relaxing effect, white noise has been observed to be more effective than other audio clips, which subscribes to the EEG based analysis in [7]. White noise contains minimal informational content, reducing cognitive processing and promoting relaxation. Contrary to our previous findings, stereophonic effects do not contribute to relaxing effects.

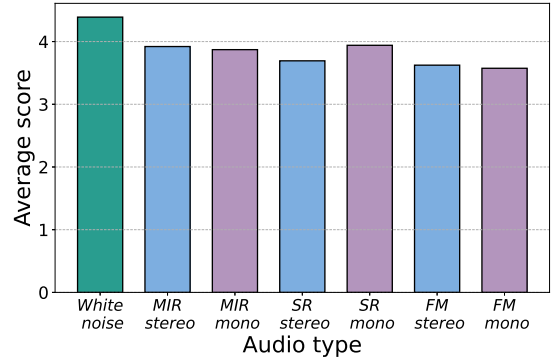
Secondly, with the statistical features of these ASMR clips extracted, we can have a more detailed prospective on the impact of audio statistical features on the psychological and physical effects. The regression analysis was conducted using two different models: Ordinary Least Squares (OLS) and Linear Mixed Model (LMM). The key difference is that LMM considers fixed and random effects on top of the linear



(a) Average physical score per audio type



(b) Average psychological score per audio type



(c) Average relaxing score per audio type

Fig. 4: Average effect scores of different audio types

relationship, with

$$y = \sum_{i=1}^I a_i X_i + \sum_{i=0}^I b_i z_i + \epsilon, \quad (4)$$

where a_i is the coefficient corresponding to the statistical features X_i , while z_i represents the random variables (the listening orders) with b_i as their corresponding coefficients. Considering that X_8 represents the mean of the spectral, in other words, the volume of the audios, and during the survey we allowed participants to adjust the volume to their most comfortable level, we excluded X_8 from our analysis.

Even though we selected 8-dimensional features, the impact of each feature on ASMR perception remains unknown. One strategy is to remove the most insignificant variables and redo the regression analysis to determine if the model can be improved, thereby obtaining a more reliable model. As

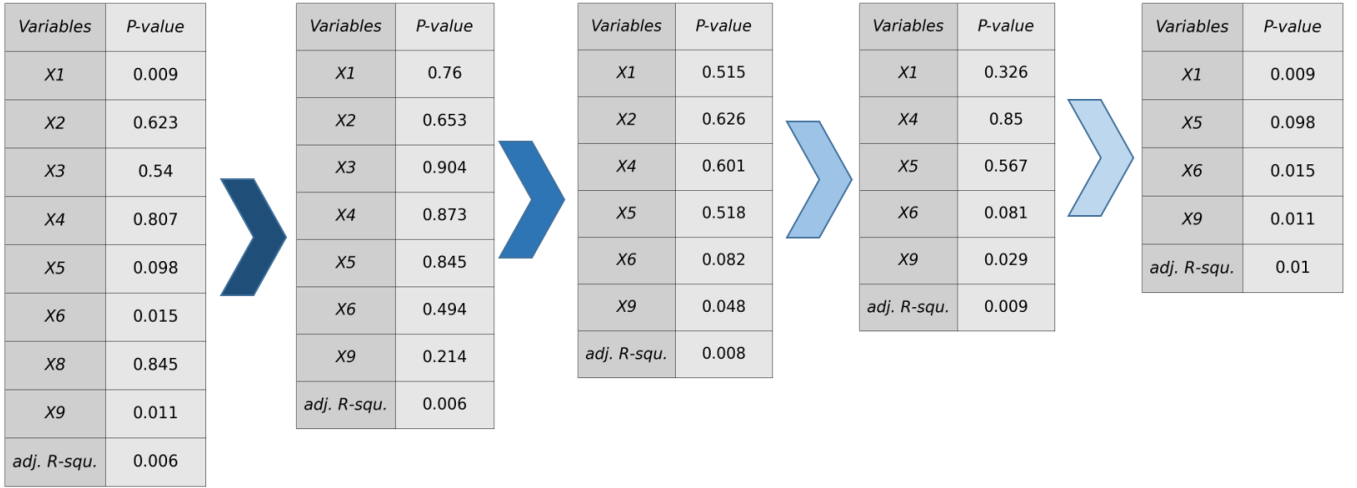


Fig. 5: Model optimization

exemplified in Fig. 5, our regression results can be improved through variable optimization, with consistent findings across two type of regression. Detailed results of optimized models demonstrated in Tab. I.

In the LMM, we considered the listen order as random effects potentially interfering with participants' audio clip processing. For the regression models of psychological and physical effects, the variance in intercepts across listening orders can be neglected, indicating minimal interference with the triggering of effects. Conversely, listen order significantly

Phy. M. Var.	P-value	Coef. OLS	Coef. LMM
X1	0.009	2.314	2.366
X5	0.098	-138.224	-139.667
X6	0.015	25.687	26.284
X9	0.011	-8.427	-8.661

Psy. M. Var.	P-value	Coef. OLS	Coef. LMM
X1	0.122	4.231	4.274
X2	0.183	-81.351	-81.982
X3	0.101	23.179	23.537
X9	0.053	-5.883	-5.974

TABLE I: Regression models from physical and psychological effects, respectively.

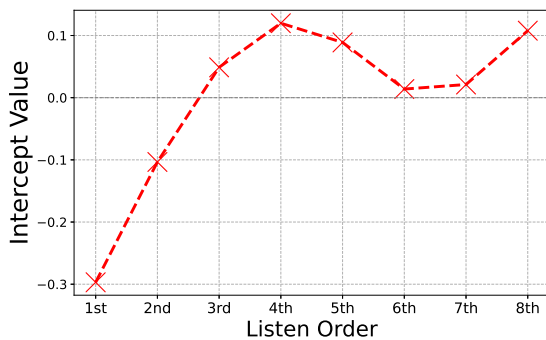


Fig. 6: Intercept of LMM

impacts relaxing effects, with the intercept depicted in Fig. 6 revealing a non-monotonically increasing trend. This trend suggests that relaxation perception is a cumulative, time-dependent process where participants' relaxation feeling builds up gradually. On the other hand, the results in Tab. I reveals a positive coefficient for *X1* across all regression models, indicating that stronger cyclic patterns intensify observed effects, while the negative coefficient of *X9* suggests that smoothly distributed frequency components contribute to triggering these effects. For the regression models of relaxing effect and psychological effect, the negative intercept for *X2* and positive intercept for *X3* suggest that optimal triggering effects require cyclic patterns with uniform spread and unequal overall distribution.

VI. CONCLUSION AND OUTLOOK

In this paper, we have studied the relation between ASMR audios and human perception. The ASMR perception was studied in three aspects: the psychological effects, the physical effects, and the relaxing effect. Through surveys and regression, we have qualitatively verified that the perception to the relaxing effect is a cumulative process, while the spatial orientation is largely irrelevant. Meanwhile, both cyclic patterns and spatial orientation play significant roles in enhancing psychological effect and physical effect, while both effects are time-independent.

Furthermore, we have studied the statistical features of cyclic patterns and their relationship to psychological and physical effects on human perception. Our regression results suggest that smoothly distributed frequency components contribute to both effects, while smoothly spread and energy-dense cyclic patterns demonstrate superior triggering effects.

REFERENCES

- [1] B. K. Fredborg *et al.*, “Mindfulness and autonomous sensory meridian response (asmr),” *PeerJ*, vol. 6, p. e5414, 2018.
- [2] M. L. Gotsch *et al.*, “The effect of autonomous sensory meridian response (asmr) messages on consumer brand perceptions and intentions,” *Journal of Consumer Behaviour*, vol. 24, no. 1, pp. 5–19, 2024.
- [3] G. L. Poerio *et al.*, “More than a feeling: Autonomous sensory meridian response (asmr) is characterized by reliable changes in affect and physiology,” *PloS one*, vol. 13, no. 6, p. e0196645, 2018.
- [4] C. M. Eid *et al.*, “Untangling the tingle: Investigating the association between the autonomous sensory meridian response (asmr), neuroticism, and trait & state anxiety,” *PloS one*, vol. 17, no. 2, p. e0262668, 2022.
- [5] M. A. Del Campo *et al.*, “Autonomous sensory meridian response (asmr) and frisson: Mindfully induced sensory phenomena that promote happiness,” *International Journal of School & Educational Psychology*, vol. 4, no. 2, pp. 99–105, 2016.
- [6] E. L. Barratt *et al.*, “Sensory determinants of the autonomous sensory meridian response (asmr): understanding the triggers,” *PeerJ*, vol. 5, p. e3846, 2017.
- [7] L. Li *et al.*, “The effect of audio trigger’s frequency on autonomous sensory meridian response,” *IEEE Transactions on Cognitive and Developmental Systems*, pp. 1–10, 2024.
- [8] Z. Fang *et al.*, “Artificial asmr: A cyber-psychological approach,” in *2023 IEEE 33rd International Workshop on Machine Learning for Signal Processing (MLSP)*, 2023, pp. 1–6.
- [9] H. Haas, “The influence of a single echo on the audibility of speech,” *Journal of the audio engineering society*, vol. 20, no. 2, pp. 146–159, 1972.
- [10] C. Gini, *Variabilità e mutabilità: contributo allo studio delle distribuzioni e delle relazioni statistiche. [Fasc. I.]*, ser. Studi economico-giuridici pubblicati per cura della facoltà di Giurisprudenza della R. Università di Cagliari. Tipogr. di P. Cuppini, 1912. [Online]. Available: <https://books.google.de/books?id=fqjaBPMxB9kC>
- [11] B. Han *et al.*, “A novel approach of canceling cyclostationary noise in low-voltage power line communications,” in *2015 IEEE International Conference on Communications (ICC)*, 2015, pp. 734–739.