

# On the Consistency of Multilingual Context Utilization in Retrieval-Augmented Generation

Jirui Qi<sup>1</sup> Raquel Fernández<sup>2</sup> Arianna Bisazza<sup>1</sup>

<sup>1</sup>Center for Language and Cognition (CLCG), University of Groningen

<sup>2</sup>Institute for Logic, Language and Computation (ILLC), University of Amsterdam  
{j.qi, a.bisazza}@rug.nl, raquel.fernandez@uva.nl

## Abstract

Retrieval-augmented generation (RAG) with large language models (LLMs) has demonstrated strong performance in multilingual question-answering (QA) tasks by leveraging relevant passages retrieved from corpora. In multilingual RAG (mRAG), the retrieved passages can be written in languages other than that of the query entered by the user, making it challenging for LLMs to effectively utilize the provided information. Recent research suggests that retrieving passages from multilingual corpora can improve RAG performance, particularly for low-resource languages. However, the extent to which LLMs can leverage different kinds of multilingual contexts to generate accurate answers, *independently from retrieval quality*, remains understudied. In this paper, we conduct an extensive assessment of LLMs’ ability to (i) make consistent use of a relevant passage regardless of its language, (ii) respond in the expected language, and (iii) focus on the relevant passage even when multiple ‘distracting’ passages in different languages are provided in the context. Our experiments with four LLMs across three QA datasets covering 48 languages reveal a surprising ability of LLMs to extract relevant information from passages in a different language than the query, but a much weaker ability to produce a full answer in the correct language. Our analysis, based on both accuracy and feature attribution techniques, further shows that distracting passages negatively impact answer quality regardless of their language. However, distractors in the query language exert a slightly stronger influence. Taken together, our findings deepen the understanding of how LLMs utilize context in mRAG systems, providing directions for future improvements.<sup>1</sup>

## 1 Introduction

Retrieval-augmented generation has shown strong results in multilingual question-answering (QA)

tasks (Chirkova et al., 2024; Thakur et al., 2024). Given a query in the user language, informative passages are retrieved from a reference corpus and provided jointly with the query, promoting the large language model (LLM) to generate more precise responses (Lewis et al., 2020; Asai et al., 2021). In multilingual RAG (mRAG), retrieval can be performed either monolingually or cross-lingually. In the former, retrieval is performed only over passages in the same language as the query (Asai et al., 2023; Gao et al., 2023; Fan et al., 2024), which can be successful for high-resource languages. However, this approach is marginally useful, or even harmful, when the question is posed in a low-resource language, since relevant information is likely to be available only in different languages (Muller et al., 2023). In addition, for questions regarding a specific geographical region or culture, essential information may be present only in corpora of the languages spoken in that region. To address this issue, cross-lingual retrieval attempts to extract useful information simultaneously from multiple languages (Asai et al., 2021; Li et al., 2024), leading to visible gains in low-resource languages (Chirkova et al., 2024).

Evaluating RAG pipelines is notoriously difficult due to the open-endedness of the retrieval task, and to the complex interactions of retrieval quality with model understanding and generation abilities. On top of this, multilinguality adds another layer of complexity. Ideally, retrieved passages should be equally useful when the same question is posed in different languages. Besides, LLM-generated answers should be consistently correct across languages so that users with different language backgrounds enjoy a similar experience. However, despite the reported accuracy improvements, the abilities of LLMs to exploit cross-lingually retrieved contexts in mRAG remain poorly understood.

In this paper, we conduct an in-depth assessment of these abilities, using standard accuracy

<sup>1</sup>All codes and data released at <https://github.com/BetSwish/mRAG-Context-Consistency>.

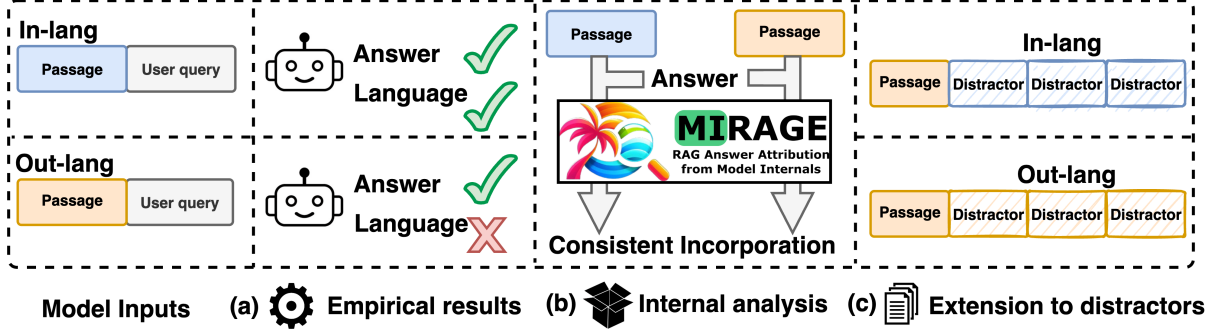


Figure 1: Illustration of the contributions and proposed assessment frameworks of this paper.

evaluation as well as feature attribution analysis. Unlike recent mRAG evaluations (Chirkova et al., 2024; Park and Lee, 2025), which test the LLM performance for each language in the entire RAG pipeline (i.e., retrieval + generation), we disentangle these two factors and focus on the LLM’s ability to exploit context independently from retrieval quality. As shown in Figure 1, our key contributions include: (a) We evaluate how LLMs leverage retrieved passages in different languages in various multilingual QA tasks, revealing remarkably robust input understanding but much more brittle generation abilities. (b) Besides the standard accuracy evaluation, we apply a recently proposed RAG answer attribution method based on model internals (Qi et al., 2024) to confirm that LLMs consistently incorporate retrieved content from various languages, providing insights from an interpretability perspective. (c) We consider both single-passage and multi-passage mRAG setups and examine how distracting passages in different languages affect model performance, shedding light on the complex interplay between relevance and content of the retrieved passages. Taken together, our results deepen our understanding of how LLMs utilize context in mRAG systems and reveal important areas for future improvements.

## 2 Related Work

### 2.1 Retrieval Strategies for mRAG

Retrieval is a key component of mRAG, which can be performed in at least two ways: monolingually (in-language) or cross-lingually. Chirkova et al. 2024 investigated mRAG systems across 13 languages, highlighting the limited gains of in-language retrieval in their setup. Nie et al. 2023 proposed the Prompts Augmented by Retrieval Crosslingually (PARC) pipeline, which

augments contexts with semantically similar sentences retrieved from high-resource languages to enhance zero-shot performance in low-resource languages. Gao et al. 2022 introduced a retrieval-augmented method for multilingual keyphrase generation, leveraging keyphrase annotations in English to aid keyphrase generation in low-resource languages through cross-lingual dense passage retrieval.

### 2.2 Consistency in Multilingual LLMs

Ensuring model consistency across languages is a key objective for multilingual LLMs. A series of recent works has focused on the consistency of factual knowledge encoded in the weights of multilingually pre-trained LLMs (Fierro and Søgaard, 2022; Weber et al., 2023; Qi et al., 2023; Hupkes et al., 2023). Other work has focused on the consistency of domain-specific QA by assessing whether the questions asked by a certain group of people (Schlicht et al., 2025) or about domain-specific knowledge (Yin et al., 2022; Li et al., 2025) can be correctly answered by LLMs regardless of the query language. Very recently and concurrently with our work, research interest has also risen around the consistency of mRAG pipelines (Wu et al., 2024; Sharma et al., 2024; Park and Lee, 2025).

### 2.3 Context Utilization in mRAG

Although some studies (Asai et al., 2021; Nie et al., 2023; Stap and Monz, 2023; Chirkova et al., 2024) have demonstrated that cross-lingual retrieval can significantly enhance mRAG answer accuracy, the extent to which LLMs can utilize multilingual contexts consistently remains poorly understood, motivating the present work. The concept of *context utilization* is also not always clearly defined. Recent and concurrent studies (Wu et al., 2024; Sharma

Dataset	QA Task Type	# Languages	# Queries	# Queries (w/ Gold Pass.)	Parallel?			Answer Format
					Query	Answer	Gold Pass.	
XQUAD	Extractive	12	1190	1190	✓	✓	✓	Text
MKQA	Open Domain	24	6758	5951	✓	✓	✗	Text
GMMLU	Multi-Choice	42	14042	4136	✓	✓	✗	A/B/C/D

Table 1: Overall dataset statistics. **# Queries (w/ Gold Pass.)** refers to the number of queries with at least one gold passage in any language, which is the subset used for our experiments (cf. Section 3.2).

et al., 2024; Park and Lee, 2025) use performance of the complete mRAG pipeline to study context utilization and find that models tend to prefer passages in the query language or Latin scripts. In this paper, we further distinguish between *input understanding* and *decoding capability* as key abilities of an mRAG generator, and disentangle them through our experiments, while strictly controlling for retrieval quality.

### 3 Experimental Setup

Consider a multilingual QA setup where  $q^\ell$  is a query in language  $\ell$  and  $a^\ell$  is the gold answer in the same language. For each query, a set of relevant passages  $P_q = \{p_1, \dots, p_n\}$  in multiple languages is retrieved from a reference multilingual corpus. A relevant passage ( $p \in P_q$ ) is considered gold  $\hat{p}$  if it includes the necessary information to answer  $q^\ell$  correctly, or non-gold (‘distracting’)  $\bar{p}$  otherwise. To perform mRAG, a subset of relevant passages  $C_q \subset P_q$  is selected and provided as extra context to the LLM along with query  $q^\ell$ . In an ideal mRAG setting, the model should answer more accurately when provided with  $C$  but it should also be *agnostic to the languages* in which the passages  $p \in C$  are provided, in terms of both answer accuracy and feature attribution results. Following Muller et al., 2023, we use the term ‘**in-language**’ for the same language as the user query language, and ‘**out-language**’ for different languages than the user language.

Given this setup, we study LLMs’ ability to handle multilingual context in different retrieval scenarios, which we simulate by varying (i) the number of gold and non-gold (‘distracting’) passages provided in  $C$ , and (ii) the languages of those passages.

#### 3.1 Datasets

Question answering datasets can differ across many dimensions. We choose three multilingual QA benchmarks to cover a diverse set of languages, three different types of QA, and different levels

of parallelism (see Table 1) allowing us to isolate different aspects of mRAG in our evaluation.

**XQUAD** (Artetxe et al., 2020) is an extension of the extractive English QA dataset SQUAD (Rajpurkar et al., 2016), which contains 1190 questions, each provided with a single relevant passage and a gold answer, all translated into 12 languages. While not being originally designed for RAG evaluation, this dataset is the only one allowing us to assess LLMs’ abilities to use *the exact same information* provided in different languages, simulating an impossible scenario where retrieval works perfectly in all languages. **MKQA** (Longpre et al., 2021) is an open domain QA dataset covering 10,000 questions across 24 languages derived from Natural Questions (Kwiatkowski et al., 2019). Removing the questions without any gold answers provided, we work on a total of 6758 paralleled questions in this paper. **Global-MMLU** or **GMMLU** (Singh et al., 2024) is a large multilingual extension of MMLU (Hendrycks et al., 2020) obtained by translating the English instances into 41 languages. Like MMLU, it contains 14042 multi-choice questions that are used to test LLMs’ understanding capability across a range of subjects, like social sciences or medical questions. Each question is provided with four options to choose from. Question examples for all datasets are given in Appendix A.

#### 3.2 Retrieval and Filtering

**XQUAD** includes a single gold passage for each query, which we can provide to the model without performing any retrieval ( $C_q = P_q = \{\hat{p}\}$ ).

As for **MKQA** and **GMMLU**, we retrieve passages from Multilingual Wikipedia Corpora<sup>2</sup> using the Cohere Embed Multilingual V3 retriever<sup>3</sup>, a strong performing multilingual embedding model with balanced language coverage (CohereAI, 2023). Unlike previous work (Asai et al., 2021; Muller

<sup>2</sup><https://huggingface.co/datasets/wikimedia/wikipedia>

<sup>3</sup><https://huggingface.co/Cohere/Cohere-embed-multilingual-v3.0>

et al., 2023; Chirkova et al., 2024) where the number of studied languages was at most 13, our evaluation covers twice or more languages, making it unfeasible to perform a full cross-lingual retrieval for each query language. As an approximation, we construct the set of relevant passages  $P_q$  by performing in-language retrieval for the  $L$  parallel versions of  $q$  in each language and taking the union of the top-30 ranked passages in each language:  $P_q = \bigcup_{\ell=1}^L P_{q^\ell}$ .

Then, we tag the gold passages in  $P_q$  based on whether they contain the gold answer as a substring, following previous work (Liu et al., 2024, 2025). In our experiments, we only consider queries for which  $P_q$  contains at least one gold passage in any of the studied languages, see resulting # Queries (w/ Gold Pass.) in Table 1. While it may be possible to expand this subset by retrieving more than 30 top passages or by improving retriever quality (Chirkova et al., 2024), we believe our setup is appropriate to study LLMs’ ability to use a variety of multilingual context types that are representative of competitive cross-lingual retrieval results.<sup>4</sup>

Detailed statistics on the amount of in-language and out-language gold passages for all queries are shown in Appendix B. As expected, the situation is particularly serious for queries posed in low-resource languages, where only out-language gold passages are available for most of the queries (e.g., 88% in Khmer MKQA and 91% in Yoruba GMMLU), highlighting the importance of ensuring mRAG quality across many languages.

### 3.3 Evaluation Metrics

For **XQUAD** and **MKQA**, we follow previous work (Asai et al., 2021) and score answers by strict lexical matching, that is, 1 if the entire gold answer string  $a^\ell$  is a substring of the model response  $\mathcal{M}(q^\ell)$ , or 0 otherwise. Since models in mRAG setups often generate the correct answer in the wrong passage language (Chirkova et al., 2024; Zhang et al., 2024), we also measure the proportion of model answers that contain a gold answer in language  $\ell'$  ( $a^{\ell'}, \ell' \neq \ell$ ).<sup>5</sup> Nevertheless, as exact

<sup>4</sup>Although a large portion of GMMLU queries are filtered out, we argue that the remaining 4136 queries are numerous enough to ensure a robust evaluation. We also verify the diversity of this subset and find a total of 55 covered subjects. See Appendix C for details on the question subjects and categories.

<sup>5</sup>Since we focus on the language of model responses and outright cross-language generation (i.e., whether the gold answer appears in a different language) where small orthographic

matching could be overly strict, we further adopt two complementary metrics (BERTScore and GPT-4.1-nano) on XQUAD. Similar results are observed, providing more insights and enhancing the robustness of our analysis. See Appendix D for more details.

**GMMLU** is instead designed as a multi-choice task, thus, accuracy can be simply evaluated by checking if the LLM outputs the correct option letter (A/B/C/D). To study the impact of answer generation from that of passage understanding across languages, we also use GMMLU as an open QA task by providing the query without any answer options, and adopting again lexical matching for evaluation. We refer to the original dataset as **GMMLU-Choice**, and the no-options one as **GMMLU-Open**.

### 3.4 Models

We evaluate four top-performing multilingual LLMs belonging to different model families, which have been used in recent mRAG evaluations (Wang et al., 2024; Thakur et al., 2024), namely: Aya-Expanse-8B (Dang et al., 2024), Llama-3.2-3B-Instruct (Dubey et al., 2024), Gemma-2-9B-it (Team, 2024), and Qwen2.5-7B-Instruct (Yang et al., 2024). Although these models do not officially support some of our studied languages, evidence has shown that LLMs can generalize successfully to unseen languages due to the leak of training data or shared representations (Qi et al., 2023; Budnikov et al., 2024; Lu and Koehn, 2024), which we also observed in preliminary experiments.

## 4 Single-Passage mRAG

We start from a simple scenario where, for each query  $q^\ell$ , only one gold passage is provided to the model either in the query language (in-language;  $C = \{\hat{p}^\ell\}$ ) or in a different language (out-language;  $C = \{\hat{p}^{\ell'}\}, \ell' \neq \ell$ ). As a baseline, we calculate answer accuracy when no context is provided to the model ( $C = \emptyset$ ).

In XQUAD, where gold passages are translated into 12 languages, we iterate over the 11 out-language passage versions for each query and report the average accuracy. We also report accuracy for the passage language that yielded the best (or

variants can be decisive, particularly for phonologically similar languages, we do not adopt the variant of the softer lexical metric (Chirkova et al., 2024) (3-gram recall), which tolerates minor orthographic differences and could blur the distinctions.



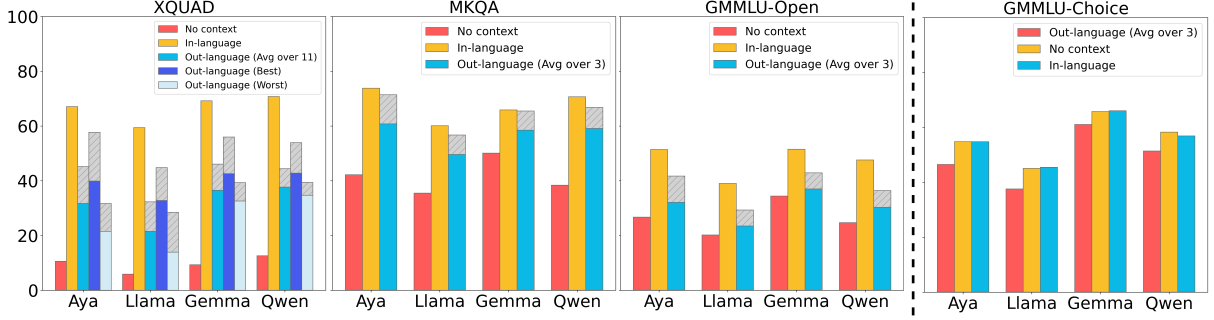


Figure 2: Performance on XQUAD, MKQA, GMLU-Open, and GMLU-Choice, where the LLMs are provided with no retrieved passage or one gold passage in either in-language or out-language. The shading on the bars represents the ratio of questions that can be correctly answered but in the wrong passage language, which does not apply to GMLU-Choice since the evaluation on it is not affected by the generation language.

worst) answer accuracy overall for each query language. By contrast, the gold passages in MKQA and GMLU are retrieved from a Wikipedia corpus as explained in Section 3.2, and are not parallel across languages. As a solution, for each query  $q^\ell$ , we randomly sample 3 different out-language passages from  $P_q$  and report accuracy averaged over the 3 single-passage answers. To maximize the chances of obtaining a model response in the query language  $\ell$ , we explicitly mention  $\ell$  in the instruction, which is itself translated into  $\ell$ , following Chirkova et al., 2024; Zhang et al., 2024. The detailed prompts are listed in Appendix E.

#### 4.1 Accuracy Results

Results averaged across all query languages are given in Figure 2, while the full language-specific results are given in Appendix I.

**Results on XQUAD** We recall that XQUAD is a distinct dataset, originally developed to evaluate extractive QA, rather than open-domain RAG systems. Nevertheless, it is the only dataset where the exact same gold passage is available in different languages, allowing us to isolate the effect of a passage’s language from that of its content. As shown in Figure 2, providing the gold passage in any language strongly improves answer accuracy compared to the **no-context** baseline, which is likely due in part to the extractive nature of QA in this dataset. Looking at the passage language, however, we find that **in-language** passages yield considerably higher accuracy than all **out-language** settings, including out-language (Best). Moreover, a notable portion of questions are answered correctly but in the wrong language even though the models were explicitly prompted to answer in the

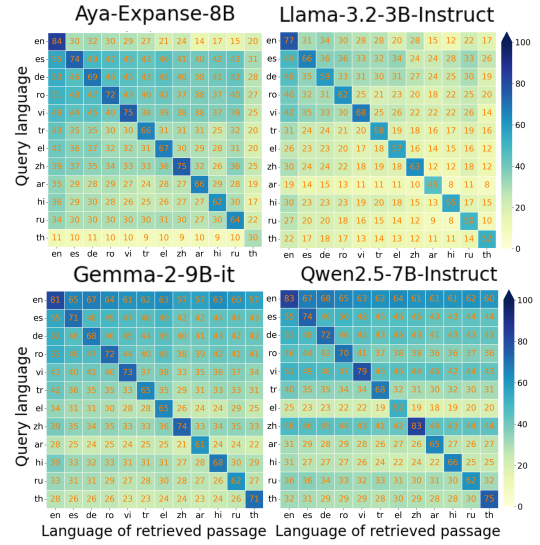


Figure 3: Answer accuracy (%) on XQUAD among different query-passage language combinations. Only model answers in the correct (i.e., query) language are considered as correct.

target language, which is in line with previous findings (Wu et al., 2024; Chirkova et al., 2024). Even when considering these cases, a visible gap remains between in-language and out-language accuracy across the board on XQUAD. We further analyze this gap through manual error analysis and find that missed matches are often due to the use of synonyms or slight paraphrases of the gold answer, or—in the case of languages with different scripts—to transliteration variations (Knight and Graehl, 1997). See Appendix F for more details.

Figure 3 gives a detailed view of how answer accuracy varies with the language of the provided gold passage.<sup>6</sup> As expected, the highest accuracy

<sup>6</sup>Here we only consider answers in the correct language, see Appendix I for language-specific accuracies when consid-

is always achieved when the retrieved passage is in the same language as the query. Concurrent work (Sharma et al., 2024; Park and Lee, 2025) suggested that models may prefer passage languages that use the same script as the query language, based on a few languages. Because script similarity is a very coarse-grained measure of language similarity that is not informative for many of our language pairs, we turn to finer-grained measures that were previously shown to strongly correlate with cross-lingual consistency of model answers in non-RAG setups (Qi et al., 2023). In particular, we adopt *subword vocabulary overlap* computed on a reference parallel corpus<sup>7</sup> as this was shown to correlate better with response consistency than various typological similarity measures. We compute Pearson and Spearman correlations between subword overlap and answer accuracy for each query language (excluding the case where query and passage are in the same language), however all correlations are low and not statistically significant. Looking back at Figure 3, we notice that shading (i.e., answer accuracy) is relatively consistent within each row, especially on Gemma and Qwen, more so than within each column. In other words, the query language is much more predictive of accuracy than the passage language, suggesting that generating in the target language is the major bottleneck in our setup, which could dominate, if not hide, the effect of similarity with the passage language.

Additionally, we also investigate if advanced prompts with multi-step instructions (refer to Appendix G) or larger models (open-source Gemma3-27B-IT and closed-source GPT-5-nano estimated at 8-18B parameters<sup>8</sup>; Appendix H) can mitigate the language mismatch issue in model answers. However, the problem persists, further reinforcing our finding that multilingual RAG systems face an inherent decoding limitation. Interestingly, we observe that when fed with passages in Thai, which is not officially supported by Aya-Expanse-8B, the model always outperforms the baseline where no context is provided for queries in each language (cf. No-context accuracies in Table 13). This suggests that even though the passages are written in a language that is unseen in the pre-training phase,

ering the wrong generation language.

<sup>7</sup>Following Qi et al., 2023, we extract the vocabularies from FLORES-200 (Costa-jussà et al., 2022), a strictly parallel corpus covering 200 languages, and measure their pairwise overlap via Jaccard index (Jaccard, 1912).

<sup>8</sup><https://www.r-bloggers.com/2025/08/how-many-parameters-does-gpt-5-have/>

LLMs may be able to utilize them.

**Results on MKQA** Moving to a more realistic RAG dataset, but without parallel passages, we find a similar trend (Figure 2) where in-language gold passages outperform out-language ones, however the gap is much smaller than in XQUAD and almost disappears when also considering the portion of questions that are answered correctly in the wrong language. These results suggest that the passage language is not a key factor blocking LLMs from understanding and utilizing the context in MKQA.

**Results on GMMLU** Accuracy results on GMMLU-Open (Figure 2) are in line with the two previous datasets, with an in-/out-language gap falling halfway, that is smaller than in XQUAD but larger than in MKQA. To further disentangle the impact of context understanding from that of target language generation, we compare these results with those of GMMLU-Choice, where the model only has to generate one of the four option letters (A/B/C/D) provided in the prompt. Here, we find that in- and out-language passages yield extremely close accuracy, confirming that input understanding is not the real obstacle for high-quality mRAG. Rather, the main barrier appears to lie on the side of generation, namely, whether models can formulate a proper response *in the correct target language*.

## 4.2 Interpretability-based Assessment

To further verify our findings that the passage language is not a barrier to LLMs’ understanding capability of the multilingual retrieved passages, we adopt MIRAGE (Qi et al., 2024), a model internal-based method for attributing model responses to the retrieved passages in RAG systems. Generally, it consists of two components: (1) CTI for detecting contextual sensitivity for the generated sentence and (2) CCI for attributing the detected sentences back to each retrieved passage. Given the single-passage setup, in this section we only use the CTI module for evaluating the passage dependency of the model response. For each generated token, this module measures the shift in output probability distribution when no context vs. one passage is provided, measured by KL divergence (Kullback and Leibler, 1951), while keeping the generated sentence prefix fixed. If at least one token is higher than an empirically set CTI threshold, the generated sentence is marked as sensitive to the context provided in the prompt.

Dataset	AVG+1.0*SD		AVG+1.5*SD		AVG+2.0*SD	
	In.	Out.	In.	Out.	In.	Out.
XQUAD	98	99	97	99	95	98
MKQA	100	100	100	100	100	100

Table 2: Percentage (%) of context-sensitive responses when Aya is provided with in-language (In.) vs. out-language (Out.) gold passages, detected by MIRAGE under different CTI thresholds.

We select Aya-Expansive-8B as the studied model and sample 500 instances separately from XQUAD and MKQA. Table 2 shows the results under different CTI thresholds. We find that nearly all generated responses are tagged as context-sensitive by MIRAGE, even when setting a higher CTI threshold ( $\text{avg} + 2 \text{ std\_dev}$ ) than the one used in the original paper. This confirms that the provided passage significantly drives models’ predictions regardless of its language.

In sum, the results in this section point to the fact that understanding passages in different languages and locating useful information within them is not the main obstacle towards high-quality mRAG, whereas generation abilities in several target languages remain a serious bottleneck. In the next section, we study how models handle more realistic contexts consisting of multiple passages in different languages.

## 5 Multi-Passage mRAG

Real-world RAG settings are further complicated by the presence of multiple passages  $C_q = \{p_1, \dots, p_n\}$ , some of which may be related to the query but not functional to answering it correctly (i.e. ‘distracting’ passages  $\bar{p}$ ). We investigate how the language of different passages in the context affects LLMs’ ability to locate the right information, assuming this is included in at least one passage of the context. In particular, we aim to assess model robustness in a challenging scenario where the important information is only provided in a different language than the query, along with several in-language distractors.

For simplicity, we set the maximum number of passages to 4 and simulate two practical scenarios: (i) a weak retriever finds one out-language gold passage while the other three are distractors; (ii) a strong retriever finds three out-language gold passages while the remaining one is a distractor. In both cases, we compare accuracies when the dis-

tractors are in-language vs. out-language. We conduct experiments on MKQA and GMMLU-Choice. XQUAD is excluded because it is an extractive QA dataset, unsuitable for multi-passage mRAG.

### 5.1 Accuracy Results

Table 3 presents the results, including the no-context baseline and single in-/out-language gold passage results as computed in Section 4, to enable comparison (see Appendix I for full language-specific results). For this analysis, we also consider as valid the questions that were answered correctly but in the wrong language, as they also reflect a proper understanding of the context by the model. Interestingly, models provided with 3 out-language gold passages achieve higher accuracy than when provided with a single in-language gold passage in the query language, emphasizing the potential of cross-lingual retrieval for mRAG. As expected, the presence of distractors leads to lower accuracy. Notably, this is true for all models, datasets, and setups. However, the effect is considerably stronger in MKQA than in GMMLU-Choice, likely due to the stricter lexical-matching metric adopted for MKQA. We also verify that a higher proportion of distractors (3/4 vs. 1/4) is much more harmful for answer accuracy, which confirms the importance of having access to a high-quality cross-lingual retriever (Chirkova et al., 2024). When comparing the drop between in-language distractors and out-language distractors, we find that in-language distractors have a larger impact in most cases, matching our hypothesis that this is a particularly challenging scenario for LLMs. However, differences are small in many cases, indicating the language of the distractor is not a major issue for multi-passage mRAG.

### 5.2 Interpretability-based Evaluation

We adopt once again MIRAGE (Qi et al., 2024) to understand how the internal model dynamics are affected by our various simulated multi-passage mRAG scenarios. We sample 50 instances from each dataset and use MIRAGE to attribute Aya-expansive-8B responses to the provided passages via contrastive feature attribution (Yin and Neubig, 2022). Then, we compute **# Contextual**: the average number of distracting passages that contain at least one contextual cue for the produced answer (i.e. a token marked by CCI in MIRAGE), and **# Influential**: the average number of distractors that receive a higher sum of CCI attribution scores than

Setup	MKQA				GMMLU-Choice			
	Aya	Llama	Gemma	Qwen	Aya	Llama	Gemma	Qwen
No Ctx	41.4	34.9	49.6	37.7	46.6	37.8	61.1	51.4
1 Gold (in)	73.6	59.9	65.5	70.6	55.0	45.2	66.0	58.4
1 Gold (out)	71.1	56.5	65.1	66.6	55.0	45.5	66.2	57.0
+ 3 Dist (in)	47.0	39.4	53.7	49.6	50.8	41.1	65.1	54.5
+ 3 Dist (out)	47.7	38.9	56.1	53.8	51.4	42.5	64.8	54.6
3 Gold (out)	77.7	65.3	75.3	75.9	56.6	47.7	69.1	59.5
+ 1 Dist (in)	68.8	56.0	71.3	70.8	55.8	45.7	68.6	58.4
+ 1 Dist (out)	69.6	57.8	72.9	72.9	56.2	46.6	68.5	58.6

Table 3: Average answer accuracy (%) without context (No Ctx), with a single in-language gold passage (1 Gold (in)), and multi-passages mRAG setups with varying numbers of in-language or out-language gold passages and distracting passages. Results are averaged over all query languages.

AVG Dist.	MKQA		GMMLU	
	In.	Out.	In.	Out.
<b>1 Gold (out) + 3 Distractors</b>				
# Context.	1.77	1.74	1.89	1.82
# Influent.	0.94	0.86	1.13	1.07
<b>3 Gold (out) + 1 Distractor</b>				
# Context.	0.85	0.79	0.92	0.89
# Influent.	0.35	0.25	0.50	0.43

Table 4: Average number of distractors containing contextual cues (# Context.) and receiving a higher sum of CCI scores than all gold passages (# Influent.), for Aya.

all gold passages for each query.

The results in Table 4 support our observation that distractors exert a comparable effect regardless of their language, however in-language distractors have a slightly stronger effect. When considering the sum of attribution scores given to the distractors compared with the gold passages, the difference becomes more noticeable (e.g., Aya tends to pay more attention to in-language distractors for MKQA when there is 1 distractor, compared to out-language ones).

Taken together, our results indicate that the number of distractors can be more harmful for mRAG accuracy than the language in which those distractors are provided, when it comes to open-domain QA. On the multi-choice task, the negative effect of distractors is notably smaller and barely dependent on the passage language.

## 6 Conclusion

In this work, we explored the challenge of consistent context utilization in mRAG systems. Specifically, we assessed the ability of various state-of-the-art LLMs to handle various kinds of multilingual context while strictly controlling for retrieval quality. Our experiments across three diverse QA datasets, using standard accuracy evaluation as well as feature attribution analysis, reveal a remarkable ability of LLMs to understand multilingual contexts and to locate the important information in relevant passages regardless of their language. In fact, models provided with multiple gold passages in languages different from that of the query are more likely to answer correctly than when provided with a single gold passage in the query language, reflecting the potential of retrieving cross-lingually rather than monolingually for mRAG.

At the same time, we also detected some important directions for future improvement. Firstly, poor generation abilities in many languages push the models to respond in a different language than that of the query, resulting in answers that would be deemed useless by most end-users. Importantly, we showed that this also happens when the retrieval works optimally. This suggests that, rather than just trying to optimize the retriever, it may be more effective to invest on the model generation abilities in a specific (set of) user language(s) –for instance by continued pre-training (Fujii et al., 2024; Gao et al., 2024) on generic corpora of those languages– or to apply techniques that push the model to decode in a given language, such as contrastive decoding (Li et al., 2023; O’Brien and Lewis, 2023). Sec-



only, the presence of distracting passages (i.e., relevant to the query topic, but not directly functional to answer it) in the context can have a very negative effect on answer accuracy in open-domain QA. While this effect is rather similar regardless of the distractors’ language, it does highlight the importance of carefully ranking the retrieved passages and to aim for precision when selecting which passages are provided to the model.

To conclude, our work underscores the potential of cross-lingual retrieval in enhancing multilingual QA performance, and stresses the importance of focusing not only on retrieval optimization but also on improving language-specific generation. We believe this dual focus will be key to unlocking more robust and user-friendly mRAG systems that can operate effectively across diverse language settings.

## Limitations

Our work relies on strict lexical matching to compute model answer accuracy and to detect gold passages. While commonly used, this approach is sensitive to minor variations or rephrasings of the answers and led to a serious underestimation of model performance with out-language gold passages in one of our QA datasets, XQUAD. In our paper, we have tested and reported BERTScore and LLM-based evaluation on XQUAD, as detailed in Section 3.3 to enhance the robustness of our findings. These semantic evaluations mirror the trends observed with the lexical metric, mitigating—if not eliminating—the risk that paraphrasing may influence the results. Nevertheless, future work could incorporate broader metrics and benchmarks to make the assessment more comprehensive.

Additionally, the use of lexical matching in detecting gold passages may overlook passages that provide valuable information but in a slightly rephrased form compared to the gold answer. Nonetheless, Table 3 shows that attaching even a single distracting passage identified by *this* heuristic method substantially degrades model accuracy. Thus, despite its limitations, lexical matching proves to be a practical and effective way for locating distracting passages in our experimental setting. Future work could explore more semantic retrieval methods to capture paraphrased gold evidence.

On the retrieval side, simulating cross-language retrieval by combining results of N in-language retrievers may yield a more comprehensive set of passages than what we could obtain from a single

run of a cross-language retriever. While this does not affect our results on the side of context utilization, it may overestimate retriever performance when our findings are applied to real-world mRAG systems. In terms of datasets, XQUAD was the only one including parallel gold passages, which allowed us to fully isolate the effect of a passage language from that of its content. However, its extractive QA nature makes it less representative of realistic mRAG tasks, highlighting the need to develop better parallel mRAG datasets in future work.

## Acknowledgments

The authors have received funding from the Dutch Research Council (NWO): JQ is supported by NWA-ORC project LESSEN (grant nr. NWA.1389.20.183), AB is supported by the above as well as NWO Talent Programme (VI.Vidi.221C.009), RF is supported by the European Research Council (ERC) under European Union’s Horizon 2020 programme (No. 819455).

## References

- Mikel Artetxe, Sebastian Ruder, and Dani Yogatama. 2020. [On the cross-lingual transferability of monolingual representations](#). In *Proceedings of the 58th Annual Meeting of the Association for Computational Linguistics*, pages 4623–4637, Online. Association for Computational Linguistics.
- Akari Asai, Sewon Min, Zexuan Zhong, and Danqi Chen. 2023. [Retrieval-based language models and applications](#). In *Proceedings of the 61st Annual Meeting of the Association for Computational Linguistics (Volume 6: Tutorial Abstracts)*, pages 41–46, Toronto, Canada. Association for Computational Linguistics.
- Akari Asai, Xinyan Yu, Jungo Kasai, and Hanna Hajishirzi. 2021. One question answering model for many languages with cross-lingual dense passage retrieval. *Advances in Neural Information Processing Systems*, 34:7547–7560.
- Mikhail Budnikov, Anna Bykova, and Ivan P Yamshchikov. 2024. Generalization potential of large language models. *Neural Computing and Applications*, pages 1–25.
- Nadezhda Chirkova, David Rau, Hervé Déjean, Thibault Formal, Stéphane Clinchant, and Vassilina Nikoulina. 2024. [Retrieval-augmented generation in multilingual settings](#). In *Proceedings of the 1st Workshop on Towards Knowledgeable Language Models (KnowLLM 2024)*, pages 177–188, Bangkok, Thailand. Association for Computational Linguistics.

- CohereAI. 2023. Introducing Embed v3. <https://cohere.com/blog/introducing-embed-v3>. Accessed: 2025-03-26.
- Marta R Costa-jussà, James Cross, Onur Çelebi, Maha Elbayad, Kenneth Heafield, Kevin Heffernan, Elahe Kalbassi, Janice Lam, Daniel Licht, Jean Maillard, and 1 others. 2022. No language left behind: Scaling human-centered machine translation. *arXiv preprint arXiv:2207.04672*.
- John Dang, Shivalika Singh, Daniel D’souza, Arash Ahmadian, Alejandro Salamanca, Madeline Smith, Aidan Peppin, Sungjin Hong, Manoj Govindassamy, Terrence Zhao, Sandra Kublik, Meor Amer, Viraat Aryabumi, Jon Ander Campos, Yi-Chern Tan, Tom Kocmi, Florian Strub, Nathan Grinsztajn, Yannis Flet-Berliac, and 26 others. 2024. *Aya* **exp**an**se**: **C**ombin**ing** **r**esearch **b**reakthroughs for a new multilingual frontier. *Preprint*, arXiv:2412.04261.
- Abhimanyu Dubey, Abhinav Jauhri, Abhinav Pandey, Abhishek Kadian, Ahmad Al-Dahle, Aiesha Letman, Akhil Mathur, Alan Schelten, Amy Yang, Angela Fan, and 1 others. 2024. The Llama 3 herd of models. *arXiv preprint arXiv:2407.21783*.
- Wenqi Fan, Yujian Ding, Liangbo Ning, Shijie Wang, Hengyun Li, Dawei Yin, Tat-Seng Chua, and Qing Li. 2024. A survey on RAG meeting LLMs: Towards retrieval-augmented large language models. In *Proceedings of the 30th ACM SIGKDD Conference on Knowledge Discovery and Data Mining*, pages 6491–6501.
- Constanza Fierro and Anders Søgaard. 2022. **F**actual **c**onsistency of multilingual pretrained language models. In *Findings of the Association for Computational Linguistics: ACL 2022*, pages 3046–3052, Dublin, Ireland. Association for Computational Linguistics.
- Kazuki Fujii, Taishi Nakamura, Mengsay Loem, Hiroki Iida, Masanari Ohi, Kakeru Hattori, Hirai Shota, Sakae Mizuki, Rio Yokota, and Naoaki Okazaki. 2024. **C**ontinual pre-training for cross-lingual LLM adaptation: **E**nhancing **j**apanese language capabilities. In *First Conference on Language Modeling*.
- Changjiang Gao, Hongda Hu, Peng Hu, Jiajun Chen, Jixing Li, and Shujian Huang. 2024. Multilingual pre-training and instruction tuning improve cross-lingual knowledge alignment, but only shallowly. *arXiv preprint arXiv:2404.04659*.
- Yifan Gao, Qingyu Yin, Zheng Li, Rui Meng, Tong Zhao, Bing Yin, Irwin King, and Michael Lyu. 2022. **R**etrieval-augmented multilingual keyphrase generation with retriever-generator iterative training. In *Findings of the Association for Computational Linguistics: NAACL 2022*, pages 1233–1246, Seattle, United States. Association for Computational Linguistics.
- Yunfan Gao, Yun Xiong, Xinyu Gao, Kangxiang Jia, Jinliu Pan, Yuxi Bi, Yi Dai, Jiawei Sun, and Haofen Wang. 2023. Retrieval-augmented generation for large language models: A survey. *arXiv preprint arXiv:2312.10997*.
- Dan Hendrycks, Collin Burns, Steven Basart, Andy Zou, Mantas Mazeika, Dawn Xiaodong Song, and Jacob Steinhardt. 2020. **M**easuring **m**assive **m**ultitask **l**anguage **u**nderstanding. *ArXiv*, abs/2009.03300.
- Dieuwke Hupkes, Verna Dankers, Khuyagbaatar Bat-suren, Koustuv Sinha, Amirhossein Kazemnejad, Christos Christodoulopoulos, Ryan Cotterell, and Elia Bruni, editors. 2023. *Proceedings of the 1st Gen-Bench Workshop on (Benchmarking) Generalisation in NLP*. Association for Computational Linguistics, Singapore.
- Paul Jaccard. 1912. The distribution of the flora in the alpine zone. 1. *New phytologist*, 11(2):37–50.
- Kevin Knight and Jonathan Graehl. 1997. **M**achine **t**ransliteration. In *35th Annual Meeting of the Association for Computational Linguistics and 8th Conference of the European Chapter of the Association for Computational Linguistics*, pages 128–135, Madrid, Spain. Association for Computational Linguistics.
- Solomon Kullback and R. A. Leibler. 1951. **O**n **i**nformation and **s**ufficiency. *Annals of Mathematical Statistics*, 22:79–86.
- Tom Kwiatkowski, Jennimaria Palomaki, Olivia Redfield, Michael Collins, Ankur Parikh, Chris Alberti, Danielle Epstein, Illia Polosukhin, Jacob Devlin, Kenton Lee, Kristina Toutanova, Llion Jones, Matthew Kelcey, Ming-Wei Chang, Andrew M. Dai, Jakob Uszkoreit, Quoc Le, and Slav Petrov. 2019. **N**atural questions: A benchmark for question answering research. *Transactions of the Association for Computational Linguistics*, 7:452–466.
- Patrick Lewis, Ethan Perez, Aleksandra Piktus, Fabio Petroni, Vladimir Karpukhin, Naman Goyal, Heinrich Küttler, Mike Lewis, Wen-tau Yih, Tim Rocktäschel, and 1 others. 2020. Retrieval-augmented generation for knowledge-intensive NLP tasks. *Advances in Neural Information Processing Systems*, 33:9459–9474.
- Bryan Li, Samar Haider, Fiona Luo, Adwait Agashe, and Chris Callison-Burch. 2024. **B**ord**IR**lines: A dataset for evaluating cross-lingual retrieval augmented generation. In *Proceedings of the First Workshop on Advancing Natural Language Processing for Wikipedia*, pages 1–13, Miami, Florida, USA. Association for Computational Linguistics.
- Bryan Li, Fiona Luo, Samar Haider, Adwait Agashe, Siyu Li, Runqi Liu, Miranda Muqing Miao, Shriya Ramakrishnan, Yuan Yuan, and Chris Callison-Burch. 2025. **M**ultilingual retrieval augmented generation for culturally-sensitive tasks: A benchmark for cross-lingual robustness. In *Findings of the Association for Computational Linguistics: ACL 2025*, pages 4215–4241, Vienna, Austria. Association for Computational Linguistics.

- Xiang Lisa Li, Ari Holtzman, Daniel Fried, Percy Liang, Jason Eisner, Tatsunori Hashimoto, Luke Zettlemoyer, and Mike Lewis. 2023. [Contrastive decoding: Open-ended text generation as optimization](#). In *Proceedings of the 61st Annual Meeting of the Association for Computational Linguistics (Volume 1: Long Papers)*, pages 12286–12312, Toronto, Canada. Association for Computational Linguistics.
- Nelson F. Liu, Kevin Lin, John Hewitt, Ashwin Paranjape, Michele Bevilacqua, Fabio Petroni, and Percy Liang. 2024. [Lost in the middle: How language models use long contexts](#). *Transactions of the Association for Computational Linguistics*, 12:157–173.
- Tianyu Liu, Jirui Qi, Paul He, Arianna Bisazza, Mrinmaya Sachan, and Ryan Cotterell. 2025. [Point-wise mutual information as a performance gauge for retrieval-augmented generation](#). In *Proceedings of the 2025 Conference of the Nations of the Americas Chapter of the Association for Computational Linguistics: Human Language Technologies (Volume 1: Long Papers)*, pages 1628–1647, Albuquerque, New Mexico. Association for Computational Linguistics.
- Shayne Longpre, Yi Lu, and Joachim Daiber. 2021. [MKQA: A linguistically diverse benchmark for multilingual open domain question answering](#). *Transactions of the Association for Computational Linguistics*, 9:1389–1406.
- Taiming Lu and Philipp Koehn. 2024. Every language counts: Learn and unlearn in multilingual LLMs. *arXiv preprint arXiv:2406.13748*.
- Benjamin Muller, John Wieting, Jonathan Clark, Tom Kwiakowski, Sebastian Ruder, Livio Soares, Roei Aharoni, Jonathan Herzig, and Xinyi Wang. 2023. [Evaluating and modeling attribution for cross-lingual question answering](#). In *Proceedings of the 2023 Conference on Empirical Methods in Natural Language Processing*, pages 144–157, Singapore. Association for Computational Linguistics.
- Ercong Nie, Sheng Liang, Helmut Schmid, and Hinrich Schütze. 2023. [Cross-lingual retrieval augmented prompt for low-resource languages](#). In *Findings of the Association for Computational Linguistics: ACL 2023*, pages 8320–8340, Toronto, Canada. Association for Computational Linguistics.
- Sean O’Brien and Mike Lewis. 2023. Contrastive decoding improves reasoning in large language models. *arXiv preprint arXiv:2309.09117*.
- Jeonghyun Park and Hwanhee Lee. 2025. Investigating language preference of multilingual RAG systems. *arXiv preprint arXiv:2502.11175*.
- Jirui Qi, Raquel Fernández, and Arianna Bisazza. 2023. [Cross-lingual consistency of factual knowledge in multilingual language models](#). In *Proceedings of the 2023 Conference on Empirical Methods in Natural Language Processing*, pages 10650–10666, Singapore. Association for Computational Linguistics.
- Jirui Qi, Gabriele Sarti, Raquel Fernández, and Arianna Bisazza. 2024. [Model internals-based answer attribution for trustworthy retrieval-augmented generation](#). In *Proceedings of the 2024 Conference on Empirical Methods in Natural Language Processing*, pages 6037–6053, Miami, Florida, USA. Association for Computational Linguistics.
- Pranav Rajpurkar, Jian Zhang, Konstantin Lopyrev, and Percy Liang. 2016. [SQuAD: 100,000+ questions for machine comprehension of text](#). In *Proceedings of the 2016 Conference on Empirical Methods in Natural Language Processing*, pages 2383–2392, Austin, Texas. Association for Computational Linguistics.
- Ipek Baris Schlicht, Zhixue Zhao, Burcu Sayin, Lucie Flek, and Paolo Rosso. 2025. Do llms provide consistent answers to health-related questions across languages? *arXiv preprint arXiv:2501.14719*.
- Nikhil Sharma, Kenton Murray, and Ziang Xiao. 2024. Faux polyglot: A study on information disparity in multilingual large language models. *arXiv preprint arXiv:2407.05502*.
- Shivalika Singh, Angelika Romanou, Clémentine Fourrier, David I Adelani, Jian Gang Ngui, Daniel Vilasuo, Peerat Limkonchotiwat, Kelly Marchisio, Wei Qi Leong, Yosephine Susanto, and 1 others. 2024. Global mmlu: Understanding and addressing cultural and linguistic biases in multilingual evaluation. *arXiv preprint arXiv:2412.03304*.
- David Stap and Christof Monz. 2023. [Multilingual k-nearest-neighbor machine translation](#). In *Proceedings of the 2023 Conference on Empirical Methods in Natural Language Processing*, pages 9200–9208, Singapore. Association for Computational Linguistics.
- Gemma Team. 2024. [Gemma](#).
- Nandan Thakur, Suleman Kazi, Ge Luo, Jimmy Lin, and Amin Ahmad. 2024. Mirage-bench: Automatic multilingual benchmark arena for retrieval-augmented generation systems. *arXiv preprint arXiv:2410.13716*.
- Jiaan Wang, Fandong Meng, Yingxue Zhang, and Jie Zhou. 2024. Retrieval-augmented machine translation with unstructured knowledge. *arXiv preprint arXiv:2412.04342*.
- Lucas Weber, Elia Bruni, and Dieuwke Hupkes. 2023. [Mind the instructions: a holistic evaluation of consistency and interactions in prompt-based learning](#). In *Proceedings of the 27th Conference on Computational Natural Language Learning (CoNLL)*, pages 294–313, Singapore. Association for Computational Linguistics.
- Suhang Wu, Jialong Tang, Baosong Yang, Ante Wang, Kaidi Jia, Jiawei Yu, Junfeng Yao, and Jinsong Su. 2024. Not all languages are equal: Insights into multilingual retrieval-augmented generation. *arXiv preprint arXiv:2410.21970*.



An Yang, Baosong Yang, Binyuan Hui, Bo Zheng, Bowen Yu, Chang Zhou, Chengpeng Li, Chengyuan Li, Dayiheng Liu, Fei Huang, Guanting Dong, Huaran Wei, Huan Lin, Jialong Tang, Jialin Wang, Jian Yang, Jianhong Tu, Jianwei Zhang, Jianxin Ma, and 40 others. 2024. Qwen2 technical report. *arXiv preprint arXiv:2407.10671*.

Da Yin, Hritik Bansal, Masoud Monajatipoor, Lian Harold Li, and Kai-Wei Chang. 2022. *GeoM-LAMA: Geo-diverse commonsense probing on multilingual pre-trained language models*. In *Proceedings of the 2022 Conference on Empirical Methods in Natural Language Processing*, pages 2039–2055, Abu Dhabi, United Arab Emirates. Association for Computational Linguistics.

Kayo Yin and Graham Neubig. 2022. *Interpreting language models with contrastive explanations*. In *Proceedings of the 2022 Conference on Empirical Methods in Natural Language Processing*, pages 184–198, Abu Dhabi, United Arab Emirates. Association for Computational Linguistics.

Liang Zhang, Qin Jin, Haoyang Huang, Dongdong Zhang, and Furu Wei. 2024. *Respond in my language: Mitigating language inconsistency in response generation based on large language models*. In *Proceedings of the 62nd Annual Meeting of the Association for Computational Linguistics (Volume 1: Long Papers)*, pages 4177–4192, Bangkok, Thailand. Association for Computational Linguistics.

## A Dataset Examples

Examples of instances in each dataset are shown in Table 5.

## B Full Statistics of the Filtered MKQA and GMMLU Datasets

The full statistics of the filtered MKQA and GMMLU datasets are shown in Table 6.

## C Subjects Covered by the Filtered GMMLU Set

As shown in Table 7, 55 subjects belonging to 6 categories are covered by the filtered set of Global-MMLU, which ensures the diversity of the instances evaluated in our experiments.

## D Extensive Evaluation

Since exact matching could be overly strict for the evaluation, we further adopt two complementary metrics on XQUAD with AYA.

**Semantic similarity (BERTScore)** We compute BERTScore, serving as a language-agnostic metric, between each model response and its ground-truth

answer based on the semantic similarity of model responses with the gold answer. Table 8 shows that models achieve comparable F1 scores in all query languages when fed gold passages in- or out-language. This finding is in line with our claim that LLMs are capable of understanding the gold passages regardless of their languages.

**LLM-based evaluation (GPT-4.1-nano)** However, semantic similarity cannot capture language mismatching. Therefore, we prompted GPT-4.1-nano to judge whether each response matches (i) the correct answer and (ii) its translation in the passage language. As shown in Table 8, overall accuracy on board is higher than lexical-matching accuracy in our paper, but the trend remains: models score better on IN than on OUT. If we allow “correct answer in the wrong language” as acceptable, the IN/OUT gap almost disappears.

Taken together, both semantic and LLM-based evaluation support our claim that LLMs are able to understand the multilingual gold passages regardless of their languages, but suffer from decoding the answer correctly in the user query language.

## E Prompts and Instructions

To ensure the model responses are always in the query language, we follow previous works (Chirkova et al., 2024; Zhang et al., 2024) and adopt language-specific instructions to explicitly and implicitly guide the model to generate responses in the user-readable language. The examples in English, Spanish, and Chinese are listed in Table 9 and Table 10.

## F Error Analysis on XQUAD

While our MKQA and GMMLU results strongly suggest our studied LLMs can understand the provided passages regardless of their language, the in-/out-language gap in XQUAD remains unexplained. To address this, we conduct a manual error analysis on XQUAD with Aya-Expanse-8B, focusing on a random sample of 20 Spanish and 20 Chinese queries that were answered correctly when provided with in-language passages, but wrongly with out-language passages. In most cases, we observe that models successfully understood the context and generated a proper response, however, this response did not perfectly match the gold answer provided in the dataset. This can be due to the presence of synonyms or slight paraphrases of the gold answer, or –in the case of languages



Dataset	Context provided in the dataset	Query	Gold Answer
XQUAD	The Panthers defense gave up just 308 points, ranking sixth in the league, while also leading the NFL in interceptions with 24 and boasting four Pro Bowl selections. ... also racking up 88 tackles and Pro Bowl cornerback Josh Norman, who developed into a shutdown corner during the season and had four interceptions, two of which were returned for touchdowns.	How many points did the Panthers defense surrender?	308
MKQA	-	How long did it take the twin towers to be built?	11.0 years
GMMLU-Open	-	Which god supplanted the earlier Mesopotamian supreme god Enlil?	Marduk
GMMLU-Choice	-	Which god supplanted the earlier Mesopotamian supreme god Enlil? A.Horus B.Inanna C.Marduk D.Isis	C

Table 5: Examples of instances in each dataset.

MKQA (Total 5951 Questions = # Inlang + # Outlang - # Both)														
Query Lang.	en	it	es	de	fr	pt	nl	sv	ru	fi	ja	pl		
# Q. w/ Inlang	5331	4466	4384	4352	4302	4133	4108	3984	3800	3639	3603	3594		
# Q. w/ Outlang	5787	5910	5942	5946	5944	5947	5947	5940	5945	5946	5944	5945		
# Overlap	5167	4425	4375	4347	4295	4129	4104	3973	3794	3634	3596	3588		
Query Lang.	no	tr	hu	da	vi	he	ar	ms	ko	th	zh	km		
# Q. w/ Inlang	3515	3515	3482	3390	3365	3343	2986	2937	2934	2539	2537	703		
# Q. w/ Outlang	5949	5945	5943	5946	5951	5946	5948	5942	5947	5945	5948	5950		
# Overlap	3513	3509	3474	3385	3365	3338	2983	2928	2930	2533	2534	702		
GMMLU (Total 4136 Questions = # Inlang + # Outlang - # Both)														
Query Lang.	en	ja	it	id	ko	nl	zh	vi	sv	pt	de	tr	ro	cs
# Q. w/ Inlang	2588	2054	1864	1778	1725	1712	1695	1689	1688	1679	1611	1583	1513	1512
# Q. w/ Outlang	4040	4064	4118	4115	4097	4125	4094	4116	4124	4118	4111	4121	4126	4116
# Overlap	2492	1982	1846	1757	1686	1701	1653	1669	1676	1661	1586	1568	1503	1492
Query Lang.	ru	es	ms	pl	uk	fr	ar	fa	el	sr	he	hi	fil	lt
# Q. w/ Inlang	1503	1502	1464	1462	1422	1415	1373	1350	1317	1288	1160	1142	1125	1071
# Q. w/ Outlang	4126	4109	4126	4124	4130	4122	4118	4125	4130	4130	4118	4133	4130	4132
# Overlap	1493	1475	1454	1450	1416	1401	1355	1339	1311	1282	1142	1139	1119	1067
Query Lang.	bn	ky	ha	te	sw	ig	si	ne	am	ny	mg	so	sn	yo
# Q. w/ Inlang	1005	985	930	924	923	831	792	746	650	634	625	559	497	389
# Q. w/ Outlang	4125	4121	4123	4130	4129	4125	4132	4132	4135	4129	4133	4129	4134	4129
# Overlap	994	970	917	918	916	820	788	742	649	627	622	552	495	382

Table 6: The statistics of the filtered subset of MKQA and Global-MMLU where each query has gold passages in at least one studied language. For all languages, there is a portion of queries where useful information can only be found in out-language passages, which is particularly evident in low-resource languages. # Inlang: Number of queries having gold passages retrieved from the corpora of the query language. # Outlang: Number of queries having out-language gold passages. I.e. useful information is stored in the corpora of languages other than the query language. # Overlap: Number of queries that have useful information retrieved from both in-language and out-language corpora.

with different scripts—to transliteration variations (Knight and Graehl, 1997). For instance, the gold answer for a Spanish question is ‘*evolución de la lengua y la literatura alemanas*’ (i.e. ‘evolution of the German language and literature’). In the in-language setup, the model manages to generate

this exact string as it is included in the provided Spanish passage. However, when the same passage is provided in English, the model generates the semantically equivalent phrase ‘... *evolución del idioma y la literatura alemana...*’, or ‘...*desarrollo del idioma y la literatura alemana...*’ when the passage

Category	Subject
STEM	high_school_computer_science, high_school_statistics, computer_security, college_biology, college_chemistry, machine_learning, high_school_mathematics, elementary_mathematics, college_mathematics, electrical_engineering, college_physics, astronomy, conceptual_physics, high_school_chemistry, high_school_physics, high_school_biology, college_computer_science, anatomy
Business	business_ethics, management, marketing, professional_accounting
Medical	professional_medicine, virology, college_medicine, clinical_knowledge, human_aging, medical_genetics, nutrition
Social Sciences	high_school_psychology, econometrics, sociology, high_school_microeconomics, high_school_geography, public_relations, security_studies, professional_psychology, high_school_government_and_politics, high_school_macroconomics, human_sexuality, us_foreign_policy
Humanities	international_law, high_school_world_history, moral_disputes, prehistory, world_religions, jurisprudence, high_school_us_history, philosophy, professional_law, formal_logic, logical_fallacies, high_school_european_history
Other	miscellaneous, global_facts

Table 7: The categories and subjects covered by the filtered GMMLU.

Lang.	BERTScore		LLM-Based Score	
	IN.	OUT.	IN.	OUT.
en	90.27	82.58	93.19	81.54 (+12.93)
ar	82.87	81.55	91.93	63.98 (+23.25)
de	81.60	80.69	90.25	71.73 (+14.86)
el	82.38	81.24	92.18	66.00 (+21.04)
es	82.15	81.14	94.37	73.05 (+14.62)
hi	83.31	82.15	89.75	65.78 (+16.71)
ro	81.68	80.65	91.93	69.11 (+18.69)
ru	83.22	81.95	91.51	66.78 (+21.18)
th	84.21	83.23	86.81	57.78 (+23.02)
tr	81.31	80.18	88.40	63.39 (+23.37)
vi	82.81	81.62	89.75	65.81 (+23.05)
zh	84.07	82.95	90.34	65.39 (+21.46)

Table 8: BERTScore (F1) and LLM-based evaluation (Accuracy) on XQUAD with AYA. The numbers between brackets indicate the proportion of queries that are correctly answered but in the wrong language.

is provided in Chinese. Similarly, for a Chinese query with gold answer ‘亚里士多德宇宙学’ (i.e. ‘Aristotelian cosmology’), model responses slightly differ when provided with different out-language passages (e.g. ‘亚里士多德宇宙论’, ‘阿리스托の宇宙论’, or ‘阿利斯托特利宇宙论’ with English, Arabic, or Greek passage respectively), all of which are correct translations of ‘Aristotelian cosmology’. While this issue can always affect lexical-matching evaluation, it is particularly severe in XQUAD as many answers in this dataset are named entities or sentence segments due to the extractive nature of the task, which in turn causes an underestimation of the models capability.

## G Advanced System Prompting

In our main experiments, we follow the previous works (Chirkova et al., 2024; Zhang et al., 2024) and adopt the direct prompt. To test if a stronger prompt could mitigate language-mismatch errors, we add a two-step instruction that first allows the model to answer in any appropriate language, then explicitly translates the answer into the query language. Formally: ‘Write a high-quality answer to the given question using the provided search results. Please respond in English. Specifically, please follow the two steps below. Step 1: Generate a complete answer to the question in any appropriate language. Step 2: Translate your entire answer into clear, natural-sounding English.’

Same as the main experiment in the paper, the prompt is translated into other query languages and explicitly specifies the desired generation language. For instance, the prompt for Spanish queries is:

‘Escriba una respuesta de alta calidad a la pregunta dada utilizando los resultados de búsqueda proporcionados. Por favor responda en español. Específicamente, siga los dos pasos a continuación. Paso 1: Genere una respuesta completa a la pregunta en cualquier idioma apropiado. Paso 2: Traduce toda tu respuesta a un español claro y con sonido natural.’

We run this prompt on XQUAD with AYA and evaluate via GPT-4.1-nano, the same setups and LLM-based evaluation as above in Appendix D. As shown in Table 11, compared to the original prompts, these stronger instructions reduced, but

Language	Setup	Instruction
en	No Ctx	Write a high-quality answer to the given question. Please respond in English.
	Ctx	Write a high-quality answer to the given question using the provided search results. Please respond in English.
es	No Ctx	Escriba una respuesta de alta calidad a la pregunta planteada. Por favor responda en español.
	Ctx	Escriba una respuesta de alta calidad a la pregunta planteada utilizando los resultados de búsqueda proporcionados. Por favor, responda en español.
zh	No Ctx	请对所给问题写出高质量的答案。请使用中文回答。
	Ctx	使用提供的搜索结果对给定的问题写出高质量的答案。请用中文回答。

Table 9: The examples of the adopted instructions for guiding LLMs to generate responses in the user languages on the open QA tasks (XQUAD, MKQA, GMMLU-Open).

Language	Instruction
en	Please choose the most suitable one among A, B, C and D as the answer to the question, and return it in the following format: [choice] where [choice] must be one of [A], [B], [C] and [D].
es	Elija la respuesta más adecuada entre A, B, C y D a la pregunta y devuélvala en el siguiente formato: [opción] donde [opción] debe ser una de [A], [B], [C] y [D].
zh	请在A、B、C和D中选择最合适的一个作为问题的答案，并按照以下格式返回： [choice] 其中[choice]必须是[A]、[B]、[C]和[D]之一。

Table 10: The examples of the adopted instructions for guiding LLMs to generate responses in the user languages on the multi-choice QA task (GMMLU-Choice).

Language	LLM-Based Score	
	IN.	OUT.
en	94.71	82.52 (+11.24)
ar	87.14	64.38 (+24.85)
de	89.92	73.12 (+13.76)
el	90.59	65.11 (+22.05)
es	92.61	73.51 (+14.23)
hi	85.13	63.80 (+20.06)
ro	92.61	67.00 (+19.17)
ru	90.67	69.49 (+19.34)
th	86.89	60.04 (+25.12)
tr	85.46	63.46 (+21.35)
vi	91.34	67.16 (+22.85)
zh	90.84	69.60 (+20.28)

Table 11: LLM-based evaluation score (Accuracy) on XQUAD with Aya, where stronger multi-step reasoning prompts are adopted. Nonetheless, the language-mismatching issue persists.

did not eliminate, the gap between in-language and out-language accuracy. Specifically, many

responses still contained correct answers but remained in the wrong passage language, indicating that even explicitly guiding the LLM to do ‘think then translation’ cannot fully resolve decoding failures. These results underscore that decoding, rather than understanding, remains a substantial bottleneck.

## H Extended Evaluation on Larger Models

To enhance the robustness of our experiments, we repeat the XQuAD evaluation (using the same setup) on a 27B open-source model (Gemma3-27B-IT) and a closed-source model estimated at 8-18B parameters (GPT5-nano)<sup>9</sup>. The results in Table 12 show that, although overall accuracy of out-language passages improves, it remains substantially lower than on in-language passages. Moreover, a non-negligible fraction of questions are answered correctly in content but produced in the wrong language when the model receives out-

<sup>9</sup><https://www.r-bloggers.com/2025/08/how-many-parameters-does-gpt-5-have/>

Language	Accuracy (Gemma3-27B-IT)				
	Non.	In.	Out. (AVG)	Out. (Best)	Out. (Worst)
en	21.3	86.7	67.1 (+4.9)	72.9 (+5.5)	60.3 (+9.4)
es	16.6	72.9	53.2 (+5.8)	59.2 (+9.4)	48.2 (+7.6)
de	17.0	72.5	52.0 (+4.7)	56.9 (+7.2)	48.2 (+7.0)
ro	14.5	76.2	52.0 (+4.3)	56.6 (+8.3)	47.4 (+6.2)
vi	15.1	77.6	49.9 (+7.4)	53.7 (+13.4)	44.3 (+9.7)
tr	12.2	67.4	45.4 (+5.9)	50.5 (+9.8)	42.1 (+5.0)
el	10.4	68.9	40.9 (+8.3)	44.7 (+16.1)	38.2 (+6.8)
zh	13.9	79.2	44.1 (+13.7)	45.7 (+20.7)	41.5 (+7.3)
ar	8.8	65.8	35.5 (+9.5)	37.4 (+19.6)	32.3 (+5.8)
hi	13.3	74.8	42.6 (+6.0)	46.8 (+15.0)	38.7 (+4.2)
ru	11.4	66.6	40.6 (+9.7)	42.6 (+11.8)	36.9 (+6.7)
th	11.1	74.6	35.4 (+14.2)	36.4 (+30.0)	34.5 (+9.8)

Language	Accuracy (GPT5-nano)				
	Non.	In.	Out. (AVG)	Out. (Best)	Out. (Worst)
en	25.6	74.0	55.1 (+7.1)	58.3 (+8.3)	51.8 (+7.8)
es	20.2	64.8	50.2 (+3.6)	55.1 (+7.2)	46.3 (+2.4)
de	20.1	60.2	48.0 (+1.9)	52.0 (+6.2)	44.9 (+0.8)
ro	19.2	59.8	46.1 (+2.6)	49.4 (+7.3)	42.9 (+1.4)
vi	18.3	58.8	45.1 (+4.4)	47.8 (+5.0)	42.4 (+2.1)
tr	15.5	49.2	38.0 (+5.6)	39.8 (+7.4)	35.3 (+2.4)
el	12.5	55.5	35.6 (+6.1)	39.3 (+16.2)	32.9 (+2.1)
zh	16.5	59.6	39.1 (+8.9)	41.4 (+18.2)	37.8 (+3.6)
ar	10.3	48.2	31.3 (+8.8)	33.1 (+7.1)	30.0 (+3.9)
hi	12.8	45.2	29.8 (+10.3)	32.3 (+22.6)	27.0 (+13.3)
ru	12.8	48.9	34.1 (+6.4)	36.4 (+14.0)	31.8 (+3.9)
th	11.9	53.4	32.6 (+10.6)	34.2 (+25.2)	30.4 (+2.1)

Table 12: Language-specific results on XQUAD with larger LLMs (Gemma3-27B-IT and GPT5-nano). Numbers between brackets indicate the proportion of queries that are correctly answered but in the wrong language (i.e., not the query language).

language passages. These findings are consistent with Section 4.1 and further strengthen the generalization of our findings.

## I Language-specific Results

The detailed results for each query-passage language pair on XQUAD are given in Figure 4. The detailed single-passage mRAG results for each language on all datasets are provided in Table 13 to 18. The detailed results for each language in the multi-passage mRAG experiments are shown in Table 19 to 22.



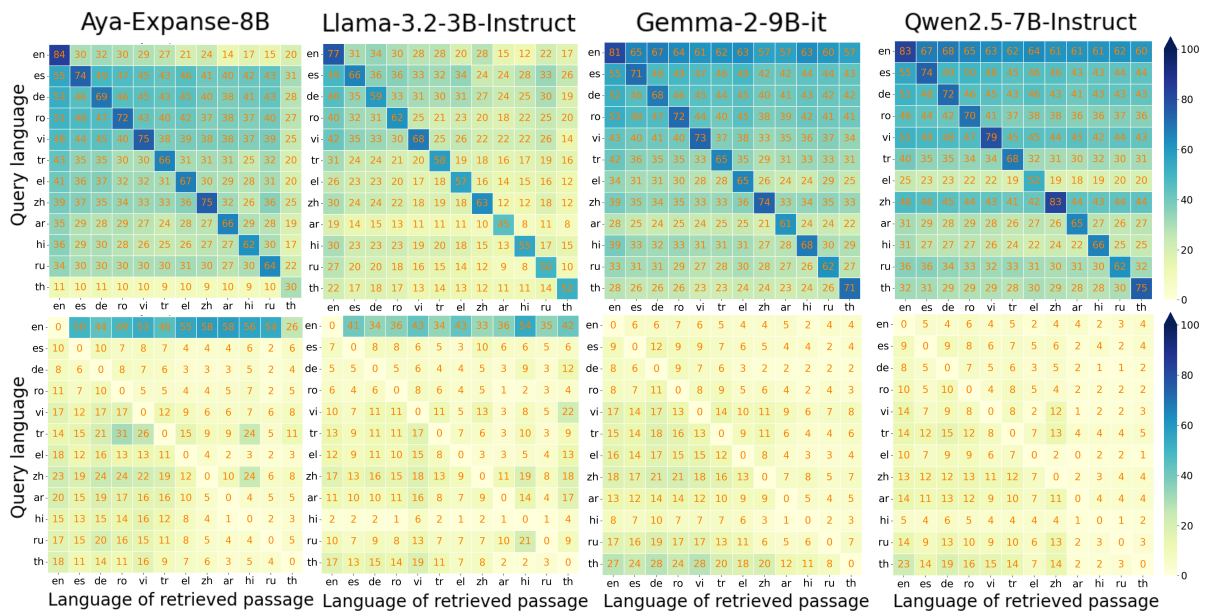


Figure 4: Model performance on XQUAD when the query is concatenated with passage in each studied language. Top: The portion of queries that can be correctly answered in the user language. Bottom: The portion of queries for which the LLMs generate the correct answer but in the wrong (passage) language. For a part of correctly answered queries, the gold answers are the same words in the passage and query languages. In these cases, we only consider them in the above heatmaps to ensure that there is no overlapping between the two vertical heatmaps and that they are addable.

Language	Accuracy (Aya)				
	Non.	In.	Out. (AVG)	Out. (Best)	Out. (Worst)
en	19.4	83.7	23.6 (+49.9)	32.4 (+44.1)	14.0 (+58.5)
es	13.9	73.5	43.7 (+6.3)	54.9 (+10.1)	30.9 (+5.5)
de	12.2	69.2	42.5 (+5.0)	53.4 (+7.6)	28.1 (+4.4)
ro	12.0	72.4	40.9 (+5.8)	51.1 (+10.8)	26.8 (+5.3)
vi	14.3	75.0	39.4 (+10.6)	48.2 (+16.8)	25.5 (+8.4)
tr	9.1	66.1	31.2 (+16.4)	43.0 (+13.9)	19.9 (+10.8)
el	8.5	67.5	31.5 (+8.6)	40.5 (+17.8)	20.0 (+2.6)
zh	12.6	74.6	33.3 (+17.3)	39.0 (+22.6)	25.5 (+8.2)
ar	7.6	66.3	27.4 (+12.1)	35.0 (+19.8)	18.7 (+5.3)
hi	6.1	62.4	27.3 (+9.4)	36.0 (+15.5)	17.2 (+2.6)
ru	9.2	63.8	29.6 (+11.0)	34.1 (+16.7)	22.1 (+5.2)
th	2.1	30.3	10.0 (+9.3)	11.4 (+17.6)	9.1 (+5.8)
AVG	10.6	67.1	31.7 (+13.5)	39.9 (+17.8)	21.5 (+10.2)
Language	Accuracy (Llama)				
	Non.	In.	Out. (AVG)	Out. (Best)	Out. (Worst)
en	14.4	76.8	24.2 (+39.1)	33.7 (+34.1)	12.1 (+53.6)
es	8.8	66.2	32.3 (+6.5)	49.2 (+7.1)	24.0 (+6.0)
de	7.6	59.0	30.1 (+5.5)	45.7 (+5.0)	19.0 (+12.0)
ro	6.6	61.8	25.2 (+4.4)	40.2 (+5.8)	18.2 (+1.4)
vi	8.5	68.4	27.1 (+9.6)	41.8 (+9.7)	14.4 (+21.9)
tr	5.1	57.9	20.5 (+9.2)	30.7 (+13.1)	15.8 (+8.6)
el	2.5	57.5	18.2 (+8.4)	25.8 (+12.4)	11.8 (+12.5)
zh	5.2	62.9	18.9 (+14.2)	30.3 (+16.6)	11.8 (+18.0)
ar	2.0	45.3	12.0 (+10.7)	18.7 (+10.5)	8.2 (+17.5)
hi	2.7	55.3	19.6 (+2.3)	29.6 (+2.4)	13.4 (+0.8)
ru	4.1	49.8	15.3 (+9.8)	26.8 (+10.0)	7.6 (+20.7)
th	2.9	51.8	14.6 (+10.1)	21.6 (+16.9)	11.0 (+1.8)
AVG	5.9	59.4	21.5 (+10.8)	32.8 (+12.0)	13.9 (+14.6)

Table 13: Language-specific results on XQUAD with single-passage mRAG setup. Numbers between brackets indicate the proportion of queries that are correctly answered but in the wrong language (i.e., not the query language).

Language	Accuracy (Gemma)				
	Non.	In.	Out. (AVG)	Out. (Best)	Out. (Worst)
en	17.9	80.6	61.5 (+5.0)	67.1 (+6.5)	56.6 (+5.3)
es	12.4	70.8	46.3 (+6.6)	54.5 (+9.4)	41.7 (+4.1)
de	12.1	67.7	44.1 (+4.4)	52.0 (+7.6)	39.8 (+2.3)
ro	12.1	72.1	43.3 (+6.2)	52.9 (+8.5)	37.8 (+5.9)
vi	10.8	73.4	37.7 (+11.3)	43.0 (+16.8)	33.1 (+10.8)
tr	8.4	65.2	33.7 (+10.5)	41.8 (+15.0)	29.1 (+11.1)
el	5.0	65.0	28.2 (+10.1)	34.0 (+15.7)	23.7 (+4.0)
zh	9.3	73.8	34.5 (+13.7)	38.9 (+17.6)	32.9 (+6.9)
ar	4.9	61.3	24.3 (+9.8)	27.6 (+12.9)	20.7 (+9.0)
hi	6.1	67.7	31.2 (+5.5)	38.9 (+7.6)	26.7 (+3.4)
ru	7.4	62.1	28.9 (+12.1)	32.9 (+16.8)	26.1 (+5.5)
th	5.4	71.3	24.9 (+20.0)	28.2 (+26.7)	22.8 (+11.6)
AVG	9.3	69.2	36.5 (+9.6)	42.6 (+13.4)	32.6 (+6.7)

Language	Accuracy (Qwen)				
	Non.	In.	Out. (AVG)	Out. (Best)	Out. (Worst)
en	23.5	82.7	63.1 (+3.9)	67.6 (+4.4)	60.3 (+3.7)
es	17.2	74.3	46.6 (+5.7)	55.2 (+9.3)	42.5 (+2.4)
de	15.2	72.0	44.9 (+4.1)	51.2 (+8.3)	41.4 (+1.7)
ro	13.7	70.1	39.1 (+4.9)	46.2 (+9.8)	35.5 (+1.9)
vi	15.7	79.1	45.7 (+6.2)	50.5 (+14.2)	42.1 (+2.4)
tr	9.8	68.4	32.9 (+8.9)	40.1 (+13.5)	29.8 (+3.5)
el	4.8	51.6	20.9 (+5.0)	25.1 (+9.7)	18.1 (+0.4)
zh	18.9	83.0	43.9 (+8.5)	47.7 (+12.9)	41.2 (+12.4)
ar	9.1	65.3	27.7 (+9.1)	31.0 (+14.5)	25.7 (+10.3)
hi	5.5	66.1	25.6 (+3.7)	30.8 (+5.5)	22.1 (+0.6)
ru	9.1	62.2	32.4 (+8.5)	36.1 (+9.0)	29.6 (+2.9)
th	8.5	75.1	29.5 (+11.7)	32.2 (+22.6)	27.6 (+14.4)
AVG	12.6	70.8	37.7 (+6.7)	42.8 (+11.1)	34.7 (+4.7)

Table 14: Extension: Language-specific results on XQUAD with single-passage mRAG setup. Numbers between brackets indicate the proportion of queries that are correctly answered but in the wrong language (i.e., not the query language).

Language	Accuracy (Aya)			Accuracy (Llama)		
	Non.	In.	Out.	Non.	In.	Out.
en	58.0	87.5	69.4 (+15.3)	61.8	82.4	63.9 (+10.2)
it	53.0	86.9	78.5 (+4.6)	44.7	70.6	63.6 (+3.7)
es	54.6	85.7	77.9 (+4.2)	46.9	72.1	66.8 (+3.1)
de	52.8	84.4	78.2 (+3.2)	46.0	70.6	65.3 (+2.2)
fr	55.4	86.9	79.1 (+3.1)	48.8	74.2	67.3 (+2.6)
pt	54.4	84.7	76.2 (+5.4)	45.0	70.1	63.8 (+3.9)
nl	55.9	85.6	76.8 (+4.2)	50.3	70.3	64.3 (+2.8)
sv	39.1	76.7	66.7 (+5.3)	44.9	69.7	63.3 (+3.4)
ru	43.6	79.6	59.7 (+14.0)	23.7	56.8	37.7 (+10.1)
fi	17.0	72.4	58.3 (+7.4)	27.2	62.4	53.9 (+4.2)
ja	46.8	82.1	54.9 (+23.3)	21.7	57.5	36.1 (+12.3)
pl	50.1	79.2	68.0 (+6.1)	35.3	60.6	51.5 (+4.4)
no	39.9	76.4	64.1 (+7.9)	43.6	66.4	58.3 (+5.3)
tr	52.0	82.3	72.2 (+7.6)	38.2	66.3	55.5 (+5.5)
hu	26.7	67.5	52.6 (+8.3)	34.4	59.3	49.2 (+5.1)
da	42.9	75.8	66.2 (+6.1)	46.4	66.5	60.3 (+4.2)
vi	54.4	79.0	71.2 (+6.5)	47.0	67.3	60.2 (+5.1)
he	36.2	78.5	46.5 (+25.4)	5.9	25.6	17.1 (+20.3)
ar	38.8	72.5	50.4 (+19.5)	17.2	46.4	27.2 (+10.7)
ms	53.6	78.4	68.4 (+7.7)	46.8	62.5	55.5 (+5.0)
ko	15.3	30.7	25.8 (+25.3)	19.2	52.9	30.2 (+17.6)
th	15.0	40.5	25.8 (+16.7)	24.2	46.9	32.0 (+13.3)
zh	48.4	78.0	56.6 (+20.2)	27.8	52.4	37.4 (+16.3)
km	7.8	19.2	14.9 (+8.2)	6.0	13.0	9.4 (+0.2)
AVG	42.2	73.8	60.8 (+10.6)	35.5	60.1	49.6 (+7.1)

Language	Accuracy (Gemma)			Accuracy (Qwen)		
	Non.	In.	Out.	Non.	In.	Out.
en	65.0	79.8	75.7 (+1.3)	55.6	86.0	81.7 (+1.1)
it	59.6	80.3	75.4 (+3.7)	44.5	81.2	72.7 (+4.1)
es	61.4	78.0	73.3 (+3.8)	48.4	80.9	73.5 (+3.6)
de	58.3	75.9	73.7 (+2.4)	44.6	78.2	70.5 (+2.9)
fr	61.8	80.7	74.8 (+2.6)	49.0	82.3	74.9 (+2.6)
pt	60.1	76.5	70.5 (+5.0)	48.5	78.6	71.4 (+4.2)
nl	64.5	74.8	71.1 (+3.3)	45.7	79.0	71.1 (+3.3)
sv	59.9	73.5	70.2 (+3.6)	43.7	75.4	68.0 (+4.6)
ru	42.8	68.8	50.6 (+10.6)	30.7	71.0	51.2 (+10.3)
fi	44.6	68.3	62.4 (+4.6)	23.9	72.5	60.9 (+5.7)
ja	42.7	69.9	47.9 (+13.7)	31.1	75.2	46.3 (+17.5)
pl	55.0	67.8	62.0 (+4.6)	36.9	68.9	59.1 (+5.4)
no	59.3	68.6	63.9 (+5.8)	42.3	73.8	63.8 (+6.9)
tr	56.7	66.8	62.8 (+4.7)	36.4	72.4	64.4 (+5.7)
hu	51.2	64.9	61.9 (+5.5)	27.4	67.1	55.9 (+6.9)
da	61.1	66.8	64.4 (+4.9)	44.8	72.7	65.8 (+5.1)
vi	54.4	66.5	64.1 (+5.3)	50.9	74.3	69.3 (+4.9)
he	29.7	65.3	39.5 (+16.6)	19.9	66.6	34.3 (+18.2)
ar	30.0	61.1	42.8 (+9.9)	27.9	64.8	42.3 (+12.7)
ms	60.5	63.8	62.3 (+6.9)	47.1	68.1	63.4 (+6.4)
ko	12.2	17.5	19.7 (+9.7)	23.3	59.0	39.1 (+16.6)
th	40.0	55.9	38.2 (+18.6)	34.6	56.6	40.2 (+16.6)
zh	45.0	61.9	47.8 (+14.7)	49.5	70.0	58.5 (+12.2)
km	26.2	28.7	27.9 (+5.9)	14.0	23.2	21.1 (+6.6)
AVG	50.1	65.9	58.5 (+7.0)	38.4	70.7	59.1 (+7.7)

Table 15: Language-specific results on MKQA with single-passage mRAG setup. Numbers between brackets indicate the proportion of queries that are correctly answered but in the wrong language (i.e., not the query language).



Language	Accuracy (Aya)			Accuracy (Llama)		
	Non.	In.	Out.	Non.	In.	Out.
en	47.9	70.4	32.7 (+30.8)	48.5	65.7	38.8 (+15.9)
ja	38.9	68.3	43.4 (+11.7)	19.9	46.9	23.4 (+6.6)
it	40.4	66.8	49.3 (+6.2)	26.9	51.9	34.7 (+6.1)
id	40.6	68.2	48.1 (+8.2)	27.2	46.7	30.4 (+6.0)
ko	12.4	25.7	16.6 (+11.7)	18.8	43.6	21.1 (+7.5)
nl	38.5	64.6	44.4 (+7.5)	29.2	50.2	31.0 (+5.7)
zh	40.7	65.2	47.8 (+10.8)	27.6	45.1	30.1 (+6.5)
vi	34.6	60.5	39.6 (+11.2)	26.1	45.4	28.1 (+8.6)
sv	22.4	55.6	32.7 (+8.0)	28.3	49.4	33.2 (+5.4)
pt	40.5	72.3	50.1 (+7.4)	27.3	53.7	33.7 (+6.1)
de	41.1	67.1	48.8 (+5.5)	32.0	53.4	37.6 (+5.1)
tr	36.0	65.7	39.0 (+13.7)	21.0	47.3	24.0 (+8.6)
ro	40.2	60.8	45.7 (+5.3)	26.5	44.2	32.5 (+4.6)
cs	34.2	57.2	39.0 (+7.7)	22.0	42.1	26.2 (+6.0)
ru	34.1	63.0	39.3 (+8.1)	21.0	43.3	23.3 (+6.5)
es	34.4	58.5	41.5 (+7.0)	25.7	48.4	34.3 (+5.4)
ms	35.8	64.1	44.0 (+8.7)	27.2	45.8	32.3 (+5.9)
pl	33.3	58.1	37.9 (+6.9)	20.6	39.1	24.8 (+6.3)
uk	32.8	59.4	37.4 (+6.7)	16.0	38.8	20.0 (+5.4)
fr	38.5	62.5	44.9 (+7.5)	23.8	50.7	31.5 (+5.5)
ar	29.2	59.9	36.0 (+9.4)	10.4	32.7	11.4 (+6.1)
fa	29.6	61.1	35.8 (+10.1)	15.2	43.6	16.9 (+8.7)
el	31.4	53.3	34.6 (+7.0)	15.5	35.6	17.7 (+8.1)
sr	13.4	38.4	18.9 (+7.7)	12.3	33.6	17.7 (+6.8)
he	30.9	60.6	36.6 (+9.3)	12.3	24.7	17.4 (+10.5)
hi	21.3	43.3	26.6 (+6.3)	17.9	39.0	23.4 (+1.5)
fil	23.4	44.9	30.2 (+8.7)	25.5	39.3	28.0 (+6.1)
lt	16.7	46.7	21.6 (+9.1)	14.8	35.9	19.0 (+4.9)
bn	5.1	23.9	8.2 (+5.4)	10.0	25.8	13.7 (+2.2)
ky	14.5	36.1	22.7 (+2.6)	13.9	27.4	16.6 (+5.9)
ha	15.0	43.9	24.3 (+16.0)	13.7	31.1	19.8 (+6.5)
te	4.8	15.5	6.2 (+2.9)	13.2	20.0	13.9 (+0.4)
sw	16.6	56.1	25.5 (+9.1)	20.1	34.7	25.8 (+4.7)
ig	15.5	34.9	20.8 (+13.5)	16.2	27.6	17.6 (+3.5)
si	6.1	13.3	4.4 (+3.3)	8.5	13.9	8.3 (+3.1)
ne	8.4	28.3	10.8 (+13.7)	9.2	27.7	10.2 (+14.4)
am	8.0	18.9	16.5 (+23.3)	8.5	10.3	5.8 (+0.3)
ny	21.5	44.2	29.6 (+13.8)	17.9	28.2	19.9 (+3.5)
mg	18.3	44.6	24.4 (+10.0)	20.1	40.4	22.1 (+4.6)
so	23.7	54.9	31.7 (+8.2)	19.9	40.0	22.7 (+4.6)
sn	27.5	60.2	31.9 (+15.7)	19.0	40.1	22.2 (+3.8)
yo	24.1	40.2	29.4 (+7.0)	20.2	32.9	24.7 (+1.1)
AVG	26.7	51.4	32.1 (+9.6)	20.2	39.0	23.5 (+5.8)

Table 16: Language-specific results on GMMLU-Open with single-passage mRAG setup when the model is given no options and forced to output an open answer as the response. Numbers between brackets indicate the proportion of queries that are correctly answered but in the wrong language (i.e., not the query language).

Language	Accuracy (Gemma)			Accuracy (Qwen)		
	Non.	In.	Out.	Non.	In.	Out.
en	54.4	69.2	61.1 (+2.6)	56.1	73.2	63.4 (+2.2)
ja	43.0	67.5	47.7 (+5.1)	33.1	66.0	41.4 (+6.9)
it	47.2	65.7	54.0 (+4.7)	36.3	64.5	45.3 (+6.1)
id	46.8	66.8	50.6 (+7.4)	38.5	63.3	44.4 (+6.5)
ko	13.2	20.4	18.4 (+6.7)	23.7	43.7	28.3 (+7.4)
nl	45.0	63.2	46.6 (+6.8)	31.9	58.4	38.8 (+6.7)
zh	48.3	66.4	54.3 (+5.1)	52.3	67.2	57.7 (+4.1)
vi	38.5	58.1	39.6 (+9.8)	34.9	59.6	41.0 (+8.1)
sv	43.6	62.5	47.0 (+5.7)	28.4	60.0	35.6 (+7.2)
pt	47.3	68.9	51.8 (+6.3)	38.6	68.5	48.7 (+5.6)
de	47.2	66.8	54.2 (+4.2)	36.8	62.9	44.4 (+5.3)
tr	40.1	59.7	42.1 (+7.3)	24.2	56.2	32.2 (+10.1)
ro	43.2	58.3	46.6 (+5.2)	30.1	52.1	36.0 (+5.7)
cs	34.7	54.1	37.1 (+6.9)	23.2	47.9	28.5 (+5.7)
ru	38.1	55.7	38.4 (+8.2)	31.3	56.2	36.0 (+6.0)
es	39.8	57.7	45.5 (+6.2)	37.0	60.5	44.0 (+5.4)
ms	44.6	61.4	46.1 (+8.8)	32.5	57.4	39.7 (+7.2)
pl	36.3	54.0	38.9 (+6.8)	25.6	51.2	30.6 (+7.2)
uk	33.3	53.1	36.5 (+7.1)	18.3	45.8	23.8 (+5.4)
fr	39.5	62.1	47.7 (+5.8)	36.5	65.1	44.8 (+6.0)
ar	24.2	56.4	29.1 (+6.9)	22.4	57.8	29.2 (+7.3)
fa	31.4	61.2	36.3 (+7.7)	14.2	48.9	19.8 (+9.0)
el	29.4	48.1	29.2 (+7.4)	10.2	25.7	11.4 (+4.8)
sr	32.1	48.9	32.1 (+5.7)	17.5	43.4	23.8 (+5.6)
he	30.4	56.4	34.9 (+8.6)	18.8	53.3	26.7 (+7.9)
hi	35.1	52.2	35.7 (+2.9)	15.5	39.2	20.0 (+2.6)
fil	45.2	52.6	44.9 (+7.3)	30.0	45.9	33.4 (+9.7)
lt	31.4	51.0	29.9 (+8.0)	16.3	42.0	20.6 (+7.4)
bn	24.4	46.9	24.7 (+6.6)	11.0	35.5	15.0 (+5.2)
ky	28.2	43.5	30.9 (+3.3)	15.7	33.7	21.1 (+4.6)
ha	29.8	42.0	31.6 (+5.6)	19.2	41.4	24.4 (+8.9)
te	24.7	43.2	29.0 (+4.4)	7.7	17.7	6.9 (+1.6)
sw	35.6	48.7	37.4 (+6.1)	17.2	44.2	23.7 (+6.8)
ig	23.7	36.1	25.9 (+4.4)	17.4	35.7	24.1 (+7.7)
si	17.0	32.1	19.9 (+1.6)	9.5	15.7	8.8 (+1.0)
ne	24.1	38.4	25.8 (+11.7)	6.1	24.0	8.0 (+13.2)
am	15.6	24.6	16.9 (+2.2)	11.9	20.8	14.1 (+4.2)
ny	29.0	35.6	29.0 (+3.2)	18.0	29.9	24.0 (+4.7)
mg	26.7	33.0	24.2 (+4.2)	19.9	40.5	27.1 (+6.0)
so	29.2	40.6	28.6 (+4.1)	23.6	42.3	27.4 (+6.1)
sn	34.3	42.6	29.2 (+5.3)	20.2	37.4	26.4 (+5.2)
yo	21.2	35.3	25.4 (+2.5)	26.7	42.7	34.1 (+2.5)
AVG	34.4	51.5	37.0 (+5.9)	24.7	47.6	30.3 (+6.1)

Table 17: Extension: Language-specific results on GMMLU-Open with single-passage mRAG setup when the model is given no options and forced to output an open answer as the response. Numbers between brackets indicate the proportion of queries that are correctly answered but in the wrong language (i.e., not the query language).

Language	Accuracy (Aya)			Accuracy (Llama)			Accuracy (Gemma)			Accuracy (Qwen)		
	Non.	In.	Out.	Non.	In.	Out.	Non.	In.	Out.	Non.	In.	Out.
en	70.2	77.3	75.5	69.7	76.6	72.6	80.5	83.3	81.0	81.6	84.3	82.8
ja	61.5	71.1	71.4	44.3	58.1	57.9	69.9	77.2	75.9	66.2	74.0	71.4
it	64.6	70.7	70.7	59.2	65.8	64.6	75.5	78.6	78.9	72.2	74.9	75.1
id	61.8	69.7	68.9	50.7	57.6	57.9	72.5	76.7	75.4	69.8	74.5	73.2
ko	58.8	64.6	65.8	39.3	47.1	47.7	66.7	72.6	71.9	64.4	70.7	69.2
nl	61.7	68.8	67.9	54.3	63.6	61.5	73.2	75.9	74.9	71.0	73.6	74.3
zh	60.3	66.2	68.8	52.3	61.5	59.2	71.0	74.0	75.3	73.2	72.2	72.5
vi	55.5	62.2	62.4	48.5	57.8	56.0	65.8	71.1	70.9	66.9	70.7	69.8
sv	52.7	65.3	65.2	47.3	60.3	58.5	72.3	76.4	76.4	67.0	73.6	72.9
pt	70.1	75.5	75.0	35.1	60.7	53.3	78.2	83.2	81.6	78.6	83.0	82.1
de	67.9	75.2	74.2	60.2	70.3	69.0	78.3	81.6	81.9	74.9	80.4	78.5
tr	59.1	67.4	68.1	46.4	57.7	56.1	69.1	73.4	74.0	57.5	67.0	66.4
ro	61.8	66.2	66.5	51.4	59.2	58.4	70.9	72.8	73.0	64.9	70.2	68.3
cs	60.9	70.2	68.0	47.1	56.6	56.9	72.1	75.0	74.4	65.2	71.9	69.6
ru	60.9	70.6	70.0	40.3	49.2	50.5	72.3	77.8	77.4	74.2	76.4	76.0
es	63.9	69.5	69.7	57.5	65.8	64.0	73.5	76.3	76.4	72.4	76.9	76.0
ms	56.3	65.4	64.4	47.0	54.4	54.9	70.1	73.2	72.7	66.2	72.3	70.8
pl	59.4	68.9	67.7	47.9	55.2	51.5	71.7	75.1	74.9	67.2	71.6	70.5
uk	58.9	68.4	67.2	29.1	34.8	37.0	70.5	75.3	74.9	64.8	72.4	70.6
fr	69.5	78.1	77.1	62.3	67.2	67.0	80.4	84.1	82.8	77.9	82.0	81.0
ar	60.7	74.3	73.4	41.2	61.4	58.0	66.1	77.5	76.7	63.2	75.9	73.2
fa	58.4	68.9	69.2	38.8	53.2	53.3	69.3	78.6	78.1	58.3	71.3	68.4
el	58.1	65.0	65.2	27.8	40.8	45.1	64.7	72.4	71.9	47.3	61.4	58.0
sr	41.0	58.2	55.8	14.5	8.8	21.3	65.1	70.6	70.5	58.4	67.7	66.5
he	54.3	64.0	62.7	19.4	18.8	24.5	59.7	69.6	69.8	28.1	35.4	40.1
hi	51.0	58.3	60.8	39.1	49.1	49.7	64.4	66.8	68.6	49.0	61.2	59.1
fil	41.9	48.0	50.7	37.2	39.1	40.7	66.6	68.7	70.0	58.0	60.4	59.1
lt	39.9	55.0	50.9	34.0	48.5	46.6	65.4	71.4	70.7	46.6	61.3	56.9
bn	26.7	48.9	46.6	30.2	45.4	49.1	61.0	67.6	67.8	52.3	62.1	61.5
ky	26.4	37.1	41.9	20.4	24.3	28.5	48.2	53.5	54.1	38.7	49.9	48.2
ha	29.4	38.3	33.7	26.6	30.8	31.8	35.4	32.8	38.9	25.6	35.5	30.4
te	11.9	21.6	28.7	29.8	44.2	42.4	56.8	61.2	62.6	25.9	33.4	32.2
sw	28.5	39.8	35.7	32.0	37.0	40.9	55.2	57.4	60.1	27.2	37.2	32.8
ig	28.0	35.8	33.3	25.1	30.0	28.7	33.2	40.2	39.6	22.7	31.0	29.7
si	7.1	12.6	12.5	22.6	32.1	26.7	35.9	40.6	49.9	10.7	15.7	15.8
ne	35.6	40.7	44.1	26.5	25.7	31.9	56.2	55.9	59.6	36.7	38.7	40.7
am	3.2	5.9	17.3	15.4	5.5	8.2	36.1	45.4	44.0	10.3	25.0	17.9
ny	22.2	24.6	23.6	21.5	21.5	26.4	37.8	46.0	43.8	19.3	28.1	25.5
mg	22.5	32.5	27.4	19.3	22.1	23.7	36.5	37.0	36.2	21.1	28.2	26.2
so	28.1	38.3	34.7	24.1	27.0	26.0	26.4	35.9	36.7	25.2	36.4	31.6
sn	21.2	22.6	24.9	23.0	23.0	27.1	39.4	44.2	46.1	19.8	21.0	23.5
yo	21.7	19.8	25.7	20.7	25.0	25.0	32.7	38.7	37.1	17.0	19.2	21.5
AVG	46.5	54.8	54.8	37.6	45.1	45.5	61.1	65.8	66.1	51.4	58.3	56.9

Table 18: Language-specific results on GMMLU-Choice with single-passage mRAG setup when the model is given options and the answer accuracy is evaluated by whether the model outputs the correct option letter. This setup eliminates the effect of generation language on the performance evaluation.

Accuracy (Aya)														
Setups	en	ja	it	id	ko	nl	zh	vi	sv	pt	de	tr	ro	cs
No Ctx	70.3	61.4	64.8	61.9	58.8	61.7	60.1	55.6	53.1	70.5	68.1	59.5	61.9	61.2
1o	75.2	71.3	71.0	69.1	65.8	68.3	67.1	63.4	65.6	75.0	74.7	67.4	66.3	68.4
1o3i	72.9	68.1	68.8	64.8	62.4	63.4	62.8	57.7	61.3	64.5	70.2	64.0	62.4	65.6
1o3o	72.2	68.0	68.4	63.7	62.9	64.6	62.8	56.6	61.6	68.7	70.3	63.0	61.1	64.6
3o	78.3	74.5	73.6	72.2	69.2	70.4	70.7	63.3	68.4	73.9	77.5	69.9	67.0	71.2
3o1i	77.2	73.5	73.5	70.9	68.7	69.3	69.0	62.0	67.7	71.2	76.0	68.7	66.8	70.8
3o1o	77.4	73.9	73.5	71.0	69.3	69.6	69.5	61.6	67.3	74.3	76.5	69.3	67.0	71.0
Setups	ru	es	ms	pl	uk	fr	ar	fa	el	sr	he	hi	fil	lt
No Ctx	60.9	64.0	56.4	59.6	59.1	69.6	60.9	58.3	58.2	41.3	54.3	51.0	41.6	39.7
1o	70.3	70.3	64.2	68.6	68.0	76.8	71.7	68.9	65.4	56.6	63.7	60.0	52.1	51.7
1o3i	65.1	66.6	59.3	65.6	64.4	73.6	68.0	64.6	61.9	52.5	60.6	57.7	44.3	46.3
1o3o	64.9	65.5	60.0	64.8	63.8	72.3	67.0	64.7	62.1	53.2	62.0	57.8	49.4	47.3
3o	71.9	72.3	66.8	70.4	69.8	79.7	75.8	71.8	68.7	60.3	66.9	65.0	53.5	53.1
3o1i	70.8	71.0	65.6	70.2	69.4	77.7	74.7	71.4	67.9	58.8	65.7	64.0	51.9	52.8
3o1o	71.8	71.4	66.2	70.2	68.9	78.3	74.3	70.7	68.2	59.4	66.0	64.3	52.4	52.5
Setups	bn	ky	ha	te	sw	ig	si	ne	am	ny	mg	so	sn	yo
No Ctx	26.7	26.5	28.2	12.2	28.3	28.1	6.6	35.3	3.2	22.3	23.5	28.1	22.4	23.5
1o	47.1	39.8	33.9	28.9	37.0	34.2	12.7	44.5	17.3	24.8	28.5	35.9	23.5	24.5
1o3i	42.6	34.2	33.1	14.7	31.9	30.1	12.1	41.1	9.0	21.2	25.2	33.9	23.8	23.0
1o3o	46.1	37.5	32.7	17.7	33.5	31.1	11.7	43.4	10.1	20.9	26.4	33.0	23.5	26.2
3o	53.5	44.4	34.3	22.1	38.0	33.0	12.0	47.2	11.7	21.9	27.6	38.2	23.8	25.5
3o1i	51.4	40.2	35.8	20.4	37.0	34.0	13.3	44.5	7.8	22.6	30.1	36.0	26.9	25.8
3o1o	53.5	41.9	34.5	22.0	39.0	33.7	11.7	47.2	10.3	20.5	28.4	37.0	26.0	28.0

Table 19: Full performance on GMMLU-Choice with multiple-passage mRAG setup.

Accuracy (Llama)														
Setups	en	ja	it	id	ko	nl	zh	vi	sv	pt	de	tr	ro	cs
No Ctx	70.0	43.6	58.9	51.1	39.4	54.7	52.2	48.7	47.8	34.2	60.3	46.4	51.4	48.1
1o	73.0	57.5	64.5	58.7	48.1	62.2	58.9	56.6	59.2	51.0	69.3	56.6	58.4	57.1
1o3i	72.5	56.7	63.5	52.8	45.4	61.0	57.7	53.9	48.6	48.7	65.5	52.5	56.5	54.3
1o3o	71.3	55.2	60.1	53.7	45.5	60.6	56.5	54.9	53.1	49.3	66.3	53.3	56.8	54.3
3o	75.5	63.9	68.3	59.4	52.2	65.4	63.6	61.1	59.0	53.0	73.6	60.0	62.8	60.3
3o1i	75.7	62.7	67.4	56.8	50.3	64.8	62.7	59.2	55.7	49.6	73.1	58.4	61.4	58.4
3o1o	75.2	63.1	66.6	58.1	51.8	65.3	62.4	60.4	57.8	53.1	73.3	58.5	61.3	59.5
Setups	ru	es	ms	pl	uk	fr	ar	fa	el	sr	he	hi	fil	lt
No Ctx	41.0	57.2	47.3	48.2	29.1	62.9	41.2	38.6	27.3	14.5	20.6	39.2	37.6	34.5
1o	49.7	64.2	55.0	53.0	36.7	67.3	59.0	52.5	46.4	22.6	25.8	48.4	41.5	45.7
1o3i	33.1	64.6	49.4	36.7	16.5	65.4	58.3	46.1	21.9	5.1	28.2	46.1	39.5	36.9
1o3o	41.9	62.1	52.3	46.6	19.7	65.0	57.8	45.0	30.3	11.6	26.9	48.1	38.4	42.7
3o	49.1	68.6	58.7	52.7	25.0	71.5	67.3	52.6	39.9	14.3	35.4	54.7	42.6	49.2
3o1i	41.1	67.7	56.0	47.1	18.4	71.9	65.8	51.7	30.0	6.7	34.8	51.8	43.3	45.6
3o1o	47.3	67.6	56.6	52.5	21.6	70.9	65.5	50.2	33.8	12.5	32.0	53.6	42.6	47.9
Setups	bn	ky	ha	te	sw	ig	si	ne	am	ny	mg	so	sn	yo
No Ctx	30.3	21.1	26.2	28.7	32.3	25.0	22.1	26.8	15.9	22.3	19.8	23.9	24.8	21.4
1o	48.2	28.7	30.6	42.6	41.7	29.0	25.1	30.2	8.1	26.0	24.0	28.5	26.2	24.4
1o3i	49.3	23.3	28.6	43.1	42.3	28.2	25.8	21.4	7.8	22.0	21.0	24.9	20.7	29.5
1o3o	48.7	20.3	30.6	40.0	45.2	28.0	26.9	24.5	8.5	27.6	22.5	27.1	28.3	26.1
3o	55.9	21.5	34.1	47.3	49.4	28.7	28.9	29.3	8.6	26.9	25.5	28.8	29.2	28.3
3o1i	56.4	19.6	32.4	49.5	48.1	26.9	30.2	27.5	9.2	24.1	22.6	28.2	26.2	30.3
3o1o	56.0	21.8	33.9	47.7	50.4	28.7	28.7	27.5	9.1	26.8	23.3	27.9	29.9	26.5

Table 20: Extension: Full performance on GMMLU-Choice with multiple-passage mRAG setup.



Accuracy (Gemma)														
Setups	en	ja	it	id	ko	nl	zh	vi	sv	pt	de	tr	ro	cs
No Ctx	80.6	69.8	75.6	72.8	66.7	73.1	71.0	65.9	72.3	78.3	78.4	69.0	71.0	72.3
1o	81.2	76.4	78.6	75.9	72.1	74.6	75.1	71.7	76.1	82.1	81.7	74.3	73.8	74.7
1o3i	80.4	76.3	78.2	74.8	71.4	74.8	73.2	70.1	75.1	78.2	80.1	72.9	72.6	74.3
1o3o	80.2	74.4	77.1	74.2	71.4	73.4	72.6	68.7	73.9	74.7	80.4	71.5	71.7	73.1
3o	83.1	78.6	80.8	78.6	75.9	76.8	77.1	73.7	77.8	81.7	83.7	76.4	74.7	77.7
3o1i	82.9	78.9	81.2	78.3	75.8	77.4	76.9	72.4	77.6	80.5	83.1	76.2	75.4	77.3
3o1o	82.9	78.7	80.8	78.4	76.1	76.7	76.3	73.1	77.5	79.5	84.1	75.8	74.5	76.9
Setups	ru	es	ms	pl	uk	fr	ar	fa	el	sr	he	hi	fil	lt
No Ctx	72.2	73.5	70.4	72.0	70.7	80.5	66.1	69.3	64.9	65.3	59.5	64.4	66.9	65.6
1o	77.6	76.8	72.5	75.5	75.4	83.2	75.8	77.4	72.4	70.3	70.2	68.2	69.8	70.2
1o3i	75.6	76.2	71.1	74.8	73.1	81.9	74.8	75.3	71.3	70.5	68.7	67.5	69.5	69.3
1o3o	75.5	75.0	70.8	73.4	73.2	82.0	72.6	75.2	71.0	68.7	69.1	67.3	67.3	66.5
3o	80.1	78.9	74.8	76.9	77.8	85.8	79.2	79.9	75.1	73.6	73.8	71.9	71.7	72.2
3o1i	79.3	78.4	74.7	76.8	76.8	85.2	78.9	80.0	74.1	74.0	73.7	71.4	71.7	72.7
3o1o	79.5	78.4	74.1	76.7	76.5	85.1	78.5	79.9	74.3	72.9	72.8	71.0	71.5	71.3
Setups	bn	ky	ha	te	sw	ig	si	ne	am	ny	mg	so	sn	yo
No Ctx	61.1	48.1	34.6	56.8	55.2	33.3	36.2	56.2	35.5	38.1	36.5	25.7	39.8	32.5
1o	69.3	53.3	39.0	62.2	59.4	41.5	51.0	58.0	45.1	44.2	35.9	34.6	45.1	38.5
1o3i	68.3	52.3	35.4	60.1	58.8	35.7	49.5	58.7	44.1	45.4	30.7	42.7	44.2	37.9
1o3o	68.2	52.4	44.1	60.4	56.9	37.1	53.4	56.1	47.6	42.3	32.7	44.2	45.7	37.7
3o	73.3	59.8	45.5	66.7	61.8	40.8	59.2	59.9	48.9	45.8	34.3	49.3	49.0	41.2
3o1i	72.2	58.0	41.1	66.0	61.3	39.0	53.9	60.3	48.4	47.7	34.4	49.1	48.1	40.5
3o1o	72.8	58.2	45.4	65.8	62.2	40.1	57.2	59.5	49.6	44.1	34.4	48.9	47.8	38.6

Table 21: Extension: Full performance on GMMLU-Choice with multiple-passage mRAG setup.

Accuracy (Qwen)														
Setups	en	ja	it	id	ko	nl	zh	vi	sv	pt	de	tr	ro	cs
No Ctx	81.6	66.2	72.4	70.1	64.4	71.2	73.7	66.8	67.0	78.8	75.0	57.7	65.0	65.4
1o	83.0	71.2	75.4	73.6	69.9	73.7	72.4	69.8	72.7	81.9	77.8	66.8	69.0	70.1
1o3i	80.8	70.3	74.4	72.0	68.8	70.9	69.0	65.3	71.0	79.5	76.1	65.0	65.3	68.8
1o3o	80.2	69.3	75.9	71.5	66.9	71.5	68.6	65.2	71.2	79.2	75.4	64.9	64.4	67.3
3o	83.9	75.4	78.2	75.8	72.6	75.5	74.1	70.8	76.1	83.5	81.3	71.2	70.4	73.0
3o1i	83.7	74.7	77.7	75.3	71.9	74.9	74.1	69.9	75.9	83.8	81.3	69.2	69.3	72.9
3o1o	83.9	74.9	78.2	75.9	71.8	75.7	73.0	70.7	75.4	83.4	80.6	69.7	69.8	72.7
Setups	ru	es	ms	pl	uk	fr	ar	fa	el	sr	he	hi	fil	lt
No Ctx	74.3	72.5	66.5	67.3	65.0	77.9	63.2	58.2	47.3	58.3	28.6	48.9	58.0	46.7
1o	76.1	75.7	70.2	71.8	70.8	81.4	72.6	68.4	58.1	66.6	40.5	57.9	59.4	56.1
1o3i	72.0	74.4	67.0	69.2	68.4	79.1	69.8	63.9	57.0	64.0	41.2	55.5	57.2	54.3
1o3o	72.2	74.6	67.9	67.9	68.5	78.6	67.6	62.9	54.8	63.9	40.4	56.9	56.5	54.3
3o	78.5	78.1	73.3	72.8	73.2	83.5	75.3	73.4	62.4	69.6	44.2	63.5	62.4	60.0
3o1i	77.5	77.0	72.0	73.4	71.9	82.9	74.0	71.0	59.7	69.1	41.5	62.4	60.6	58.9
3o1o	77.2	77.4	72.5	73.1	72.6	83.4	73.4	70.6	60.4	68.5	42.4	62.3	61.1	59.5
Setups	bn	ky	ha	te	sw	ig	si	ne	am	ny	mg	so	sn	yo
No Ctx	52.2	38.9	26.0	25.6	27.3	22.5	9.8	36.5	9.4	18.9	21.3	26.2	19.7	15.8
1o	61.6	48.0	30.8	33.2	33.2	29.0	15.5	41.0	18.6	27.4	25.4	31.5	24.5	20.5
1o3i	52.4	45.0	29.4	23.9	30.4	26.5	16.1	40.1	16.0	26.5	22.0	26.8	22.9	21.7
1o3o	49.7	43.6	31.6	20.2	29.7	28.8	19.4	42.5	18.1	28.9	24.9	29.0	27.4	22.7
3o	60.8	50.1	33.3	28.5	35.0	31.5	20.7	48.9	20.7	29.5	26.2	31.4	27.2	24.7
3o1i	55.2	46.6	32.5	23.1	33.3	29.3	20.8	45.9	22.1	29.5	25.8	30.0	26.9	25.3
3o1o	55.0	47.2	33.1	25.0	34.2	29.5	21.1	48.1	20.7	29.0	25.2	30.7	27.6	23.5

Table 22: Extension: Full performance on GMMLU-Choice with multiple-passage mRAG setup.