


# Archival Faces: Detection of Faces in Digitized Historical Documents

Marek Vaško<sup>1</sup>[0000–0003–1404–4154], Adam Herout<sup>1</sup>[0000–0003–2143–9314], and  
Michal Hradis<sup>1</sup>[0000–0002–6364–129X]

Faculty of Information Technology, Brno University of Technology, Bozotechnova 2/1,  
612 00 Brno, Czech Republic  
{ivasko,herout,ihradis}@fit.vutbr.cz

**Abstract.** When digitizing historical archives, it is necessary to search for the faces of people, especially in newspapers, link them to the surrounding text, and make them searchable. Existing face detectors on datasets of scanned historical documents fail remarkably – current detection tools only achieve around 24 % mAP at 50:90 % IoU. This work compensates for this failure by introducing a new manually annotated domain-specific dataset in the style of the popular Wider Face dataset containing 2.2 k new images from digitized historical newspapers from the 19<sup>th</sup> to 20<sup>th</sup> century, with 11 k new bounding-box annotations and associated facial landmarks. This dataset enables existing detectors to be retrained, bringing their results closer to the standard in the field of face detection in the wild. We report several experimental results comparing different families of fine-tuned detectors with publicly available pre-trained face detectors. In ablation studies, we compare multiple detector sizes, providing comprehensive detection and landmark prediction performance results.

**Keywords:** historical documents · face detection · object detection · biometry.



**Fig. 1.** Performance of different state-of-the-art face detectors on historical documents. These chosen images do not appear ambiguous to the human eye; however, detectors fail to predict the proper bounding box.

## 1 Introduction

Historical archives contain a great deal of interesting information, which, unlike texts produced today, has little digital presence and remains virtually inaccessible to scholars and the public. Advances in writing recognition and detection of non-textual document parts [27,28,3,6] make it possible to digitize them and make them accessible in the digital world. Digitization is of interest not only for making archival knowledge accessible to human readers but also for data accessibility in large-scale multimodal language model [9,38] training. However, a sizeable missing link to our knowledge not covered thus far is finding people and their photos in the historical corpus of data.

Face detection is one ‘classic’ discipline of computer vision [35,42,44] and an essential stepping stone toward face recognition [18,31,7]. Thanks to the power of deep learning, current face detectors are extremely powerful [4,47,2,36,33]. Mainly, due to the development of large and variable data sets [42,48,29,24], face detection models excel in detecting faces even at very low resolutions [46], handle occlusions, the presence of distracting objects, a large number of faces in a single image, and other phenomena.

Although the datasets used to train modern face detectors are extensive and varied, they insufficiently represent face images printed by historical printing methods. For this reason, face detectors fundamentally fail on such data, as shown in Figure 1. Even the best pre-trained model, YOLOv5-Face [30], achieves only 24 % average precision on facial bounding box prediction in historical documents. We explore this shortcoming of current detectors later in Section 5. Consequently, these results show a large gap between the recognition of people in historical data and the capabilities of the current state-of-the-art.

Thus, we propose Archival Faces, a face detection dataset from digitized archival materials, to be utilized as a reasonable basis for later research on face recognition in historical documents. The dataset contains annotated bounding boxes of faces and the usual facial landmarks (eyes, mouth corners, nose). Our data set can be used to evaluate face detectors on archival data or for cross-validation experiments. Utilizing cross-validation, we show in Section 6 how fine-tuning on Archival Faces can significantly improve the detection of faces in historical documents.

The contributions of this paper are as follows:

1. We cast light on the detection problem of faces in digitized historical or archival documents and establish a baseline for state-of-the-art detection performance.
2. We provide a publicly available dataset, Archival Faces<sup>1</sup>, from this underrepresented domain, with landmark annotations to facilitate precise alignment.
3. We evaluate the performance of generic and Archival Faces fine-tuned face detectors on the Archival Faces.
4. We provide a detailed ablation with various detector variants, model sizes, fractions of the dataset, and various cross-validation setups. We show that

---

<sup>1</sup> [doi.org/10.5281/zenodo.15077975](https://doi.org/10.5281/zenodo.15077975).

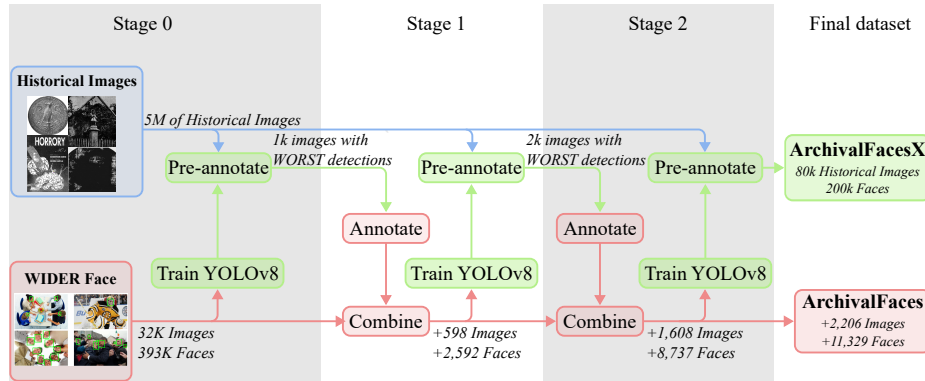
fine-tuning current detectors on as little as 1 k samples can improve face detection on historical data.

## 2 Related work

*Face Detection Datasets.* The evolution of face detection has been closely tied to the development of comprehensive datasets. Early face datasets such as the XM2VTS database [26] and the Face Recognition Grand Challenge [29] were primarily designed for face recognition tasks under controlled conditions, lacking diversity. Datasets such as FDDB [11], PASCAL-face [41], COCO Whole-Body [14] and Annotated Faces in the Wild [48] offer more realistic scenarios, including pose, illumination, and occlusion variations. Commonly used Wider Face dataset [42] contains over 32,000 images. Despite its scale and diversity, Wider Face and similar datasets predominantly consist of modern digital photographs or video frames. This creates a significant gap in images from earlier periods. Historical images often suffer from issues such as low resolution, grayscale formats, degradation due to aging, and unique artifacts not present in contemporary photos. The performance of models in this domain is not thoroughly explored.

*Face Detectors.* Parallel to the development of datasets, face detection algorithms have undergone significant evolution, particularly with the advent of deep learning. Multi-Task Cascaded Convolutional Network (MTCNN) [44] combines face detection with facial landmark localization in a cascade of convolutional neural networks. The S<sup>3</sup>FD model [45] employs a single-shot detection framework with purposely selected anchor scales to effectively capture small faces. PyramidBox [32] introduced context-aware mechanisms to incorporate surrounding information. RetinaFace [8] extended the single-shot paradigm by incorporating dense regression of facial landmarks and even estimating 3D face structure. Detectors such as the Selective Refinement Network [5] and the Dual Shot Face Detector [19] employ multi-step classification and regression schemes to reduce false positives and better localize faces. More recent research has focused on network design through architecture search [20,22], adapting existing models to new contexts [30,43], and developing efficient architectures for on-device face detection [12,49,37,10]

Despite these advances, a critical challenge remains: ensuring that state-of-the-art detectors generalize well to out-of-distribution data, namely historical imagery. Although highly accurate on contemporary benchmarks, modern detectors frequently exhibit significant performance drops when applied to archival photographs. This is due to the intrinsic differences in image quality, contrast, and artifacts present in digitized historical documents. Thus, we show that fine-tuning a detector on as few as 1 k historical samples can improve performance, surpassing detectors trained on modern datasets. This finding validates the need for domain-specific adaptation and emphasizes the importance of integrating specialized datasets like Archival Faces into training pipelines.



**Fig. 2.** Overview of the annotation pipeline. **0) Automatic pre-annotation:** one thousand images with the worst detection confidence scores have been selected. **1) First human-annotation phase:** bounding boxes on around five hundred images were adjusted or added by annotators; the rest were deemed as not containing any annotations. **2) Second human-annotation phase:** we have pre-annotated data with a detector trained on data from the previous phase; two thousand images with worst bounding box confidences were then selected.

### 3 Archival Faces: Novel Dataset of Faces from Digitized Historical Documents

The Archival Faces dataset contains images of people detected in scanned historical newspapers and books with bounding boxes and annotations of facial landmarks. The data set covers multiple printing styles (corresponding to years covered within the archives) and multiple photography styles, such as portraits and crowd photographs. We also have data that contain even statues and caricature drawings, making the data set variable. The source data are completely unlabeled and unprocessed; however, we wanted to utilize as much automated information retrieval from these sources as possible to create the labeled dataset. We mainly leverage existing face-detection networks to retrieve relevant images and human resources for annotation correction.

The annotation of the data set was performed in three distinct phases depicted in Figure 2. The outline of the stages is as follows:

1. Historical image dataset extraction. **Stage 0**
2. Pre-annotation with a model trained on the Wider Face dataset. **Stage 0**
3. First campaign of human annotation. **Stage 1**
4. Pre-annotation using human annotated faces from the first human annotation round. **Stage 1**
5. Second human annotation round on pre-annotated data from point 4. **Stage 2**

### 3.1 Data Sourcing

Our work uses a recently digitized corpus from a mixture of Czech libraries and archives from DigitalniKnihovna<sup>2</sup>. Speaking in numbers, the overall size of publicly available scanned document pages is over nine million. Our data sources are overviewed in Figure 4, where the majority of images are from *Library Liberec (KVCLI)*<sup>3</sup>, *Moravian library (MZK)*<sup>4</sup> and *Digital Forum of Middle and East Europe (D)*<sup>5</sup>.

To make annotation more efficient, we considered only image and photograph elements of the sourced document pages. These elements were automatically localized with a detector (YOLOv8 [17]) trained on the AnnoPage Dataset [1] which contains 7,550 pages from similar document domain annotated according to official *Methodology of image document processing* [15] for Czech libraries. A face detection confidence-driven sample of the localized visual elements was selected for annotation.

### 3.2 Automatic Face Pre-Extraction and Human Annotation

We utilize a pre-trained YOLO v8 model [17] trained on the COCO dataset [21] during our pre-annotation stages (YOLO11 mentioned elsewhere in the paper was not available yet then). We then train this model on the Wide Face dataset [42] utilizing bounding boxes and predictions of facial landmarks. Our dataset follows a similar format proposed by authors of Retina Face [8], where we use five landmarks, mainly the middle of the eye sockets, nose tip, and mouth corners, as landmarks during the annotation as seen in Figure 3.

Even though the predictions provided by the model trained on Wider Face were relatively poor, we still use them for the 0<sup>th</sup> stage dataset pre-annotation to reduce overall annotation time and provide some metrics for annotation candidate selection. For the first annotation round (Stage 1 in the figure), we sample data from the entire corpus of historical photos to select images with probability inversely proportional to average face bounding box confidences within the photo  $p_s(I) = |I|^{-1} \sum_{b \in I} p_f(b)$ ; where  $p_s(\cdot)$  is the probability of the image sampling,  $I$  is the set of bounding boxes detected in the image,  $b$  is a bounding box and  $p_f(\cdot)$  is the probability of bounding box being a face. This way, we selected images with faces that were likely challenging to detect and which may benefit the most from human corrections. The human annotator was given the following guidelines for annotation:

1. Remove any false positives and duplicate annotations.
2. Annotate landmarks for eyes, nose tip, and mouth corners with appropriate landmark classes. Fix any miss-aligned and add any missing annotations. If a person is facing away from the camera, try to estimate the position of landmarks.

<sup>2</sup> <https://www.digitalniknihovna.cz/>

<sup>3</sup> <https://en.kvcli.cz/>

<sup>4</sup> <https://www.mzk.cz/>

<sup>5</sup> <https://www.digitalniknihovna.cz/d>



**Fig. 3.** Showcase of facial landmark annotation and annotation of bounding boxes. A random sample of real-world annotations was selected, including different edge cases.

3. *Annotate bounding boxes that contain the entire face and are tightly around the face outline defined by ears, chin, and hairline.*

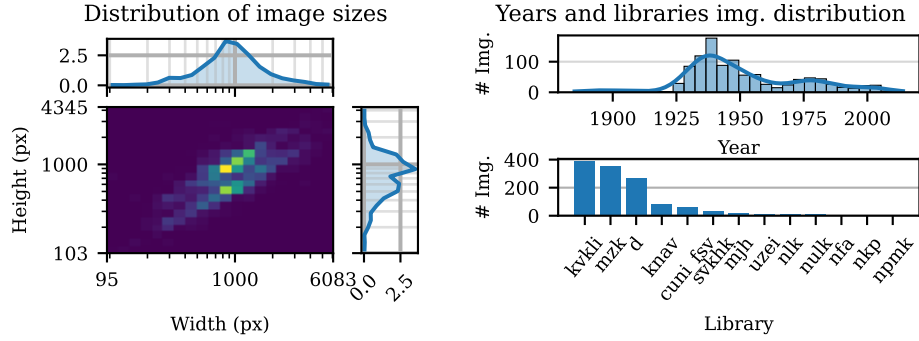
The pre-annotation model was then re-trained on 80 % of human-annotated historical data (20 % was kept for validation) and the training portion of the Wider Face dataset (end of Stage 1). New data for labeling was then selected with the same weighting as in the 0<sup>th</sup> round, and we sampled  $2k$  new images. The annotation round was then repeated (Stage 2). The overall annotation and pre-annotation pipeline is shown in Figure 2.

### 3.3 Overview of Dataset Properties

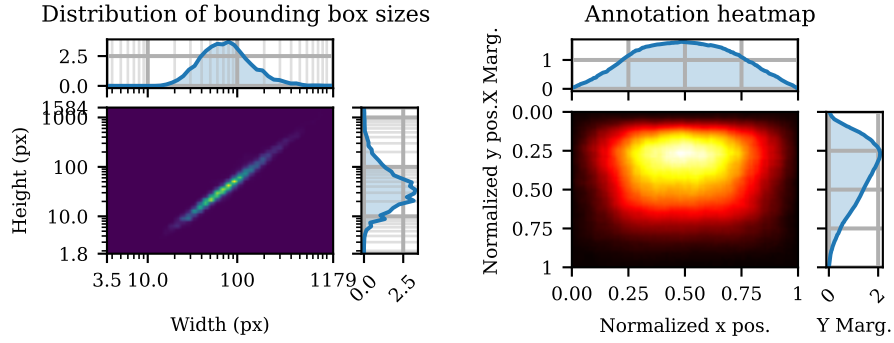
The resulting dataset consists of over 2,206 annotated historical images containing faces. Since the annotation process began with three thousand images, the dataset has 794 pictures confirmed to have no face (hard background images). Statistics of the dataset in Figure 4 report basic information about the input data, such as the distribution of image sizes, distribution of images by years, and the distribution of source libraries represented in the dataset. Interestingly, most image sizes are within the 1000px range, and aspect ratios are mostly landscape. The distribution of document publishing years showcases that most images are over 60 to 100 years old. The dataset contains a tail end of data towards the contemporary era.

In Figure 5, we showcase both distributions of bounding box sizes, where they can be seen as Gaussian on a logarithmic width-height scale. Sizes of most of the face bounding boxes are around 50 to 100 px; we also have data represented in tiny bounding box sizes of at least 10 px by each size. The right side of this figure showcases how the different annotations are located in normalized image coordinates. This shows that most facial bounding boxes are widely spread around the center of the image and shifted more toward the top of the picture, which makes sense in the context of full-body and neck-up portraits.

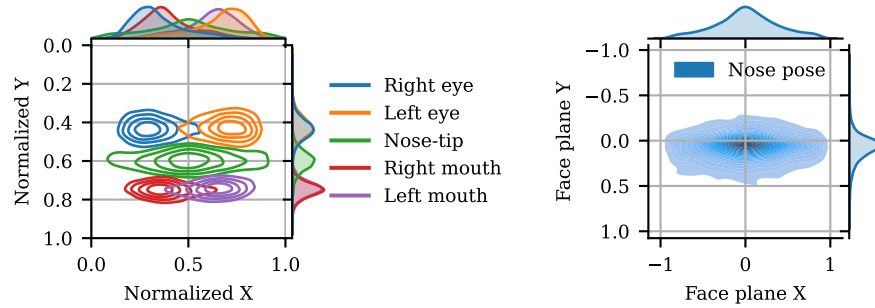
Figure 6 (left) illustrates the distribution of facial key points within the face bounding box, with most of them positioned as if the subject were looking



**Fig. 4.** Left: 2-dimensional histogram of image sizes in logarithmic scale. Top-right: Histogram source document publishing years (where available). Bottom-right: *Czech libraries* sources within the dataset; only library abbreviations are reported.




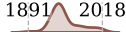
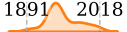



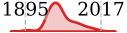
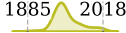

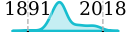
**Fig. 5.** Left: 2D histogram of bounding box sizes in pixels. Right: normalized 2D histogram of annotated image portions, taken as a sum over all normalized bounding-boxes positions.



**Fig. 6.** Left: histogram of normalized keypoints positions within bounding box coordinates. Right: distribution of nose position within coordinates of face plane, showing approximate head pose distribution.



**Table 1.** Detailed statistics of data contained within each cross-validation split of the Archival Faces dataset. We report the distribution of images across the years, the count of images, and the count of annotated bounding boxes within each split.

Split	Img.	Ann.	Year dis.	Split	Img.	Ann.	Year dis.
0	221	1074		5	221	1052	
1	220	1357		6	221	978	
2	221	1247		7	221	1200	
3	221	1090		8	220	1186	
4	221	1130		9	219	1015	

directly at the camera. However, pose variations exist, as shown on the right side, where we plot the nose tip position within the face plane.

To define the face plane, we use two vectors: (1) the average of the eye-to-eye and mouth corner-to-corner lines, and (2) the average of the vectors from each mouth corner to its corresponding eye. These vectors form a matrix, which we invert and use to transform the nose-tip position. This provides a rough pose estimation, assuming the nose extends outside the face plane in 3D. Poses cluster around the zero point, with significant side-to-side variation but minimal vertical deviations.

## 4 Dataset Evaluation Protocol

The overall approach to evaluation is as follows: Concerning a relatively small amount of annotated data in the dataset, the primary way of the assessment is on the entire dataset. This can be done using a model trained on different facial datasets or by training a model using cross-validation on any defined cross-validation setup. For this purpose, the Archival Faces dataset is split into 10 parts labeled  $i = 0 \dots 9$ ; the data within the splits was selected by randomly reordering the sorted list of annotated images  $I_{\text{rand}} = \text{shuffle}(I_{\text{sorted}})$ . Then, for each  $i^{\text{th}}$  fold, we select every  $10^{\text{th}}$  element starting from the  $i^{\text{th}}$  element of the shuffled list. Statistics from each fold concerning the number of annotations, distribution across the years, and number of images are reported in Table 1. The number of pictures in each split is  $220.6 \pm 0.6$ , with the majority of the difference arising from 2 different applications for splitting after each annotation round. The number of annotations within each split is  $1.13k \pm 0.1k$ , where the difference mainly depends on the number of annotations per specific image selected in the folds.

One may either evaluate on all splits together and use them as a test-only dataset or perform  $k = 10$ ,  $k = 5$ , or  $k = 2$  cross-validation. The splits included in the cross-validation test sets are always from  $i$  to  $i + k - 1$ , where  $i = j \times k$ , for each  $j$ -th cross-validation experiment. The rest of the splits are designated for the development of the model and can be split into training or validation in any fashion. The results are computed according to the standard evaluation



protocol defined in the *COCO* Object detection challenge [21]. We are mainly interested in two types of metrics, one for the bounding box prediction and the other for facial landmark prediction. The tested detectors can predict bounding boxes, landmarks, or both, but only relevant statistics for the detected modality should be reported.

*Bounding-box detection metrics.* The minimum reporting requirement is average precision (AP) for face bounding boxes. Intersection over Union (IoU) thresholds are fixed at 0.5 and 0.75. The main metric used for model-to-model comparison is an average of mAP from IoU sweep between 0.5 to 0.95 with step size 0.05.

*Facial landmarks prediction metrics.* Almost all bounding boxes in the dataset have five corresponding landmark predictions. Most are labeled as “possible to predict”. For each landmark where the visibility is set as **visible**, the metrics reported are equivalent to *COCO* keypoint prediction task metrics. Similarly to bounding boxes, the mean-average precision should be reported. IoU used with bounding boxes is replaced by Object Keypoint Similarity (OKS), and equivalent  $OKS \approx IoU$  thresholds are reported. In this dataset, we do not have any redundantly annotated images; thus, we follow the current version of Ultralytics YOLO [16] package where all values of per-keypoint OKS parameter  $k_i$  are set to 0.2.

## 5 Baselines – Performance of the Off-the-Shelf Detectors

We test multiple publicly available face detectors to understand how well current state-of-the-art detectors generalize to the Archival Faces dataset. We compare the results of these detectors and evaluate the mean-average precision according to the evaluation protocol from Section 4 for both bounding boxes and key points where applicable. In the comparison, we include mainly detectors fine-tuned on the Wider Face [42] dataset.

The selection of detectors for comparison was based on the availability of their source code and of the pre-trained weights; we took into account on how recent the approaches are. The comparison includes different versions of existing detectors transfer-learned to the face detection task [30,43], task-specific face detectors with custom architectures [22,8,44] and neural architecture searched face detector architectures [20]. We also compare results from low-latency models, which were fine-tuned to specifically work on face detection [40,13,12].

In the latter ablation, we use fine-tuning of generic detector architectures. This comparison thus includes baseline results for all sizes of YOLO11 [16] and YOLOv8 [17] models. In both cases, we utilize the training setup mentioned in Section 6. The only difference is that we use just the Wider Face dataset for model fine-tuning but keep the rest of the recipe the same.

The precisions of bounding-box and keypoint predictions are reported in Table 2. The table’s key point and bounding box precision are ordered from best to worst. We mainly interpret the results for mean-average precision on IoU and

**Table 2.** Detection performance of the state-of-the-art models on the whole Archival Faces dataset, ordered from best to worst. We report mAP at IoU or OKS thresholds defined within the evaluation protocol. The best overall performing model is *YOLO5Face* [30], although none reach above 0.25 mean-average precision for bounding boxes and 0.47 for key points. We also include performance for *YOLOv8* and *YOLO11*, which we fine-tuned on Wider Face [42].

Bounding box mAP							
Model	Variant	IoU/OKS					
		50:95	75	50	50:95		
		Scales			s.	m.	l.
YOLOV5-Face [30]	M	0.24	0.19	0.52	0.20	0.22	0.33
YOLOV5-Face [30]	S	0.22	0.17	0.48	0.19	0.20	0.29
YOLO11	L	0.22	0.13	0.53	0.18	0.20	0.29
YOLOV5-Face [30]	N	0.22	0.18	0.46	0.18	0.20	0.30
YOLO11	M	0.20	0.11	0.49	0.17	0.18	0.27
YOLOv8	L	0.20	0.11	0.50	0.16	0.17	0.28
RetinaFace [8]	-	0.20	0.12	0.46	0.15	0.17	0.29
YOLOv8	M	0.19	0.10	0.48	0.15	0.17	0.26
YOLOV5-Face [30]	N 0	0.18	0.14	0.40	0.15	0.18	0.23
YOLOv8	S	0.18	0.09	0.45	0.15	0.16	0.25
YOLOv8	N	0.17	0.08	0.45	0.13	0.16	0.23
YOLO11	N	0.17	0.08	0.43	0.12	0.16	0.22
YOLO11	S	0.17	0.08	0.43	0.15	0.15	0.23
MogFace [22]	SSE	0.17	0.06	0.47	0.06	0.16	0.28
ASFDF [20]	-	0.16	0.06	0.48	0.09	0.16	0.26
YOLO-FaceV2 [43]	-	0.16	0.07	0.44	0.13	0.14	0.24
MogFace [22]	Ali-AMS	0.16	0.05	0.48	0.07	0.16	0.24
MogFace [22]	E	0.15	0.08	0.39	0.02	0.14	0.29
MogFace [22]	-	0.14	0.05	0.43	0.08	0.14	0.23
EResFD [12]	-	0.12	0.06	0.31	0.14	0.11	0.12
YuNet [40]	int8bq	0.12	0.06	0.31	0.12	0.11	0.13
YuNet [40]	-	0.11	0.06	0.30	0.12	0.11	0.13
YuNet [40]	int8	0.11	0.06	0.30	0.11	0.11	0.13
LightDSFD [13]	-	0.07	0.03	0.20	0.02	0.07	0.11
MTCNN [44]	-	0.05	0.02	0.14	0.04	0.05	0.08

Keypoint mAP							
YOLOV5-Face [30]	M	0.47	0.47	0.48	0.47	0.67	0.50
RetinaFace [8]	-	0.44	0.44	0.44	0.41	0.64	0.44
YOLO11	L	0.44	0.44	0.44	0.45	0.63	0.45
YOLOV5-Face [30]	S	0.43	0.43	0.44	0.44	0.58	0.46
YOLOv8	L	0.41	0.41	0.41	0.42	0.62	0.42
YOLOV5-Face [30]	N	0.40	0.41	0.42	0.40	0.58	0.43
YOLOv8	N	0.40	0.40	0.41	0.43	0.55	0.41
YOLOv8	M	0.39	0.39	0.39	0.39	0.60	0.40
YOLO11	M	0.38	0.39	0.39	0.38	0.58	0.40
YOLOv8	S	0.38	0.38	0.39	0.39	0.57	0.39
YOLO11	N	0.37	0.37	0.38	0.39	0.54	0.38
YOLOV5-Face [30]	N 0	0.35	0.36	0.37	0.37	0.47	0.38
YOLO11	S	0.35	0.35	0.35	0.35	0.54	0.36
YuNet [40]	int8bq	0.27	0.27	0.28	0.27	0.30	0.27
YuNet [40]	int8	0.27	0.27	0.27	0.27	0.29	0.27
YuNet [40]	-	0.26	0.27	0.27	0.27	0.30	0.27
MTCNN [44]	-	0.09	0.11	0.15	0.09	0.15	0.10

OKS of 0.5 : 0.95. The presented results show that the best model YOLOV5-Face [30] can achieve 24% bounding box mAP, and 47% keypoint mAP. We show that this can be easily surpassed in the next section of the paper. Interestingly, recent off-the-shelf YOLO detectors, which we “just” fine-tuned on Wider Face, placed in around third place with YOLO11, where the gap from the best is only around 2%.

## 6 Experiments

Our experimental evaluation aims to show that fine-tuning recent state-of-the-art off-the-shelf detectors can improve face detection on the Archival Faces dataset. We mostly demonstrate how different model sizes and versions of YOLO detectors [17,16] perform when evaluated using cross-validation on the Archival Faces dataset. All experiments mentioned here follow the training setup discussed below. In the latter subsection, we mainly summarize different ablations focused on model and data configurations. In addition to standard YOLO detectors in the last section, we showcase the performance of fine-tuned detection transformers [4,25].

*Data.* During the training, we utilize Wider Face datasets and any selected portions of Archival Faces. From the preliminary experiments, we found out that appending Wider Face to domain-specific Archival Faces can improve the overall performance by up to 2% mAP compared to the Archival Faces only trained model. Thus, for all experiments, we train our model on around 13 k images from Wider Face [42] and 2 k (number depends on selected cross-validation setup) from Archival Faces. All major experiments are done on 10-fold cross-validation as defined in Section 4. In other ablations, we try different cross-validation setups for the number of folds. Validation during training is done on one randomly selected section of the designated train portion of the Archival Faces dataset. In all experiments with YOLO detectors, the images are scaled to  $640 \times 640$ ; we utilize standard augmentation such as random scale, mosaic [2], and random color jitter.

*Model training setup.* In most of our experiments, we fine-tune COCO [21] pre-trained YOLO detector to the experiment-specific training dataset. All models use the training recipe provided in Ultralytics package [34,17,16]. Device batch size depends on the model size (for nano 32, small 24, medium 20, and large 16); we utilize automatic mixed-precision training. We use the generic augmentations mentioned above, and the learning rate is set automatically with a scale-up scale-down scheduler. We set the maximum number of epochs to 120; however, in most cases, we have not seen any improvement on the validation portion of the dataset after  $\approx 60$  epochs. The model used in the evaluation is always selected according to the best overall validation loss value.

**Table 3.** Mean-average precision for bounding box and keypoint predictions after fine-tuning current state-of-the-art detection models (YOLOv8, YOLO11) on  $k = 10$  cross-validation Archival Faces setup. Each training dataset includes  $\approx 90\%$  of the Archival faces dataset; the rest is used for testing. Results are ordered best-to-worst according to mAP for IoU and OKS sweep between 0.5 : 0.95.

Bounding box mAP							
Model	Variant	IoU or OKS					
		50:95	75	50	50:95		
		Scales					
		all		s.	m.	l.	
YOLO11	L	0.54	0.60	0.82	0.40	0.56	0.62
YOLO11	M	0.53	0.60	0.82	0.40	0.56	0.62
YOLOv8	L	0.53	0.58	0.81	0.39	0.55	0.62
YOLOv8	M	0.52	0.57	0.80	0.38	0.54	0.60
YOLO11	S	0.51	0.56	0.79	0.37	0.53	0.61
YOLOv8	S	0.50	0.54	0.78	0.35	0.52	0.59
YOLOv8	N	0.46	0.50	0.75	0.31	0.49	0.57
YOLO11	N	0.45	0.48	0.73	0.30	0.47	0.56
YOLOV5-Face [30]	M	0.24	0.19	0.52	0.20	0.22	0.33

Keypoints mAP							
YOLO11	L	0.72	0.73	0.73	0.76	0.93	0.74
YOLO11	M	0.72	0.73	0.73	0.76	0.93	0.74
YOLOv8	L	0.71	0.72	0.72	0.75	0.92	0.73
YOLOv8	M	0.71	0.71	0.72	0.74	0.91	0.72
YOLO11	S	0.70	0.71	0.71	0.74	0.91	0.72
YOLOv8	S	0.69	0.70	0.70	0.73	0.90	0.71
YOLOv8	N	0.67	0.67	0.68	0.70	0.89	0.68
YOLO11	N	0.65	0.66	0.67	0.69	0.85	0.67
YOLOV5-Face [30]	M	0.47	0.47	0.48	0.47	0.67	0.50

### 6.1 State-of-the art detection model fine-tuning

As part of the experimentation, we have tried two different model variants, YOLOv8 [17] and YOLO11 [16]. For both architectures, we utilize the model sizes nano (N), small (S), medium (M), and large (L). Results for each model are presented in Table 3. The main conclusion of these experiments is that overall, YOLO11 models perform better for both keypoint and bounding box prediction tasks when compared to YOLOv8, the only exception being the nano model variants where YOLOv8 has 1% to 4% advantage depending on the metric. Also, the higher parameter count model variants perform better. In contrast, the nano variant performs consistently the worst, and the large and medium variants are more on par with each other. Fine-tuned models provide as much as 125 % increase in mAP (for IoU 50 : 95) compared to the best generic YOLOV5-Face [30] face detector.

### 6.2 Ablation of different cross-validation setups

To show how the different dataset sizes might affect fine-tuning performance, we utilize different cross-validation setups for YOLO11 Large training. The recipe is consistent with the first ablation; for  $k = 10$ , even the same train test setup is used. For  $k = 5$  and  $k = 2$ , we train the model on  $k$  experiments with training and test datasets defined in Section 4. The results of this experiment

**Table 4.** Results for bounding box prediction performance of YOLO11 [16] Large fine-tuned on different cross-validation configurations, where  $k = 2$ ,  $k = 5$  and  $k = 10$  present how many folds of the datasets were used for each experiment. We ablate the effect of the training model with a smaller amount of data within the training set.

YOLO11 Large		Bounding box mAP						
Cross validation setup	Training dataset size	IoU / OKS						
		50:95	75	50	50:95			
		Scales						
		all			s.	m.	l.	
$k=10$	$\approx 1985$	0.54	0.60	0.82	0.40	0.56	0.62	
$k=5$	$\approx 1764$	0.53	0.59	0.82	0.40	0.56	0.62	
$k=2$	$\approx 1103$	0.52	0.58	0.80	0.39	0.54	0.60	
Keypoint mAP								
$k=10$	$\approx 1985$	0.72	0.73	0.73	0.76	0.93	0.74	
$k=5$	$\approx 1764$	0.72	0.73	0.73	0.76	0.92	0.74	
$k=2$	$\approx 1103$	0.71	0.71	0.72	0.74	0.91	0.72	

are shown in Table 4. It can be seen that when only  $\approx 56\%$  of samples are used in the performance drop is at max 2.6% mAP. In addition, this shows that if the computational load of  $k = 10$  cross-validation experiments is too much, the  $k = 2$  cross-validation can be used instead, giving only slightly worse results.

### 6.3 Effect of second annotation round on detection performance

Similar to the previous experiment, since we have two different versions of the dataset labeled in two separate rounds, we can also compare how additional annotations improve detection performance. For model fine-tuning, we consider only  $k = 10$  cross-validation. The data is split such that each  $i$ -th fold is guaranteed to have only data from a previous version of the same fold. We train the YOLO11 [16] model on both dataset versions. The results are available in Table 5. As can be seen, the data increase of  $\approx 369\%$  improves performance by at least 22% mAP and at most 47% mAP. This can provide a basis for any future extension of the Archival Faces dataset. There is still a significant gap of 46% mAP for bounding boxes to be bridged. An additional increase in historical

**Table 5.** Difference in the bounding box and keypoint prediction performance when the YOLO11 model is trained on data from the first or second annotation round. The data amount increase is  $\approx 369\%$ . Both models are evaluated as  $k = 10$  fold cross-validation.

YOLO11 Large		Bounding box mAP					
Annotation round	Training dataset size	IoU / OKS					
		50:95		75	50	50:95	
		Scales					
		all			s.	m.	l.
2 <sup>nd</sup>	≈ 1985	0.54	0.60	0.82	0.40	0.56	0.62
1 <sup>st</sup>	≈ 538	0.47	0.52	0.78	0.36	0.50	0.55
Keypoint mAP							
2 <sup>nd</sup>	≈ 1985	0.72	0.73	0.73	0.76	0.93	0.74
1 <sup>st</sup>	≈ 538	0.67	0.68	0.68	0.71	0.88	0.69

**Table 6.** Performance of detection transformers compared to convolutional neural network detectors. We fine-tuned pre-trained transformers according to  $k = 10$  cross-validation Archival Faces protocol, with the addition of the entire train portion of Wider Face [42]. However, we mainly suspect the amount of data to cause poor test performance of these models.

Bounding box mAP							
Model	Variant	IoU					
		50:95	75	50	50:95		
		Scales					
		all			s.	m.	l.
<i>YOLO11</i>	<i>L</i>	0.54	0.60	0.82	0.40	0.56	0.62
<i>YOLO11</i>	<i>N</i>	0.45	0.48	0.73	0.30	0.47	0.56
<i>YOLOV5-Face</i> [30]	<i>M</i>	0.24	0.19	0.52	0.20	0.22	0.33
<i>CoDETR</i>	-	0.08	0.03	0.23	0.03	0.10	0.17
<i>DETR</i>	-	0.05	0.02	0.17	0.03	0.07	0.13

data might bring the detection closer to the performance of face detectors on contemporary data [20] where mAP is upwards of 96 % (Wider Face medium difficulty).

#### 6.4 Performance of Detection Transformer Models

In recent years, a paradigm shift in decoders has led to end-to-end transformer detectors, eliminating anchors and non-maxima suppression [4]. We include baselines for the performance of both the detection transformer (DETR) [4] and the conditional DETR (CoDETR) [25]. Both models use the same training recipe, with images scaled to a maximum of  $1333 \times 800$  pixels. In this case, data augmentation includes color jitter, random perspective, random rotation, Gaussian blur, and Gaussian noise. Similarly to YOLO models, we utilize COCO [21] pre-trained weights. Similar to experiments with conv-nets, we append the entire training part of the Wider Face [42] to our train sets. We evaluate models on  $k = 10$  cross-validation Archival Faces setup to have as much domain-specific training data as possible. Device batch size is set to 20 with eight gradient accumulation steps. Learning rate is  $10^{-5}$ , weight decay is  $10^{-4}$ , and we utilize AdamW [23] optimizer. Training is stopped after 15 epochs without any substantial improvement in validation loss after 10 epochs. The performance compared to fine-tuned conv-net detectors can be seen in Table 6. As can be seen, the average precision is relatively poor on all metrics, not even reaching the best generic face detection models. We have validated our training pipeline, and the results seem consistent with fine-tuning the transformer on small datasets (below 10k samples) [39] without any significant architecture modifications.

## 7 Conclusion

The mission of this article was to shed light on the problem of face detection in photographs in archival documents. Existing face detectors work amazingly even for very challenging photographs taken and processed today but fail remarkably

on photographs from digitized archives. We provide a publicly available dataset, Archival Faces, from this underrepresented domain with landmark annotations for alignment.

We trained face detectors based on YOLOv8 [17], YOLO11 [16], DETR [4] and Conditional DETR [25] using the newly created dataset. We achieved good results: we show on our cross-validation protocol that after fine-tuning on Archival Faces, YOLO11 can improve bounding box mAP for IoU 50 : 95 from 22 % to 54 % compared to model trained only on Wider Face [42]. We carried out experiments showing that even as little as 538 Archival Faces images in training can give as much as 47 % mAP and that even  $k = 2$  cross-validation protocol can be used without significant performance hit.

Additional research may build on top of the Archival Faces by extending annotation counts or covering different unforeseen document-style domains. Alternatively, future work can utilize our dataset with a combination of conventional datasets (such as Wider Face) to style-transfer photos through procedural augmentations with Archival Faces as a style reference. The broader reach is towards the face recognition community, providing a substantial stepping stone for face recognition within historical archives. This may aid in creating new domain-specific face-recognition datasets and multimodal name-to-face links within documents.

**Acknowledgments.** This work has been supported by the Ministry of Culture Czech Republic in NAKI III project Orbis Pictus – book revival for cultural and creative sectors (DH23P03OVV033). This work was supported by the Ministry of Education, Youth and Sports of the Czech Republic through the e-INFRA CZ (ID:90254). We would like to especially thank our annotators, Martina Dvořáková (MZK) and Petr Žabička (MZK), for their commitment and perseverance, which made this dataset possible.

**Disclosure of Interests.** The authors have no competing interests to declare relevant to this article’s content.

## References

1. Anonymous: AnnoPage Dataset: dataset of non-textual objects in documents with fine-grained categorization. In: Parallel anonymous submission to (ICDAR 2025) (2025) 5
2. Bochkovskiy, A., Wang, C.Y., Liao, H.Y.M.: YOLOv4: Optimal Speed and Accuracy of Object Detection (Apr 2020), arXiv:2004.10934 [cs] 2, 11
3. Boillet, M., Bonhomme, M.L., Stutzmann, D., Kermorvant, C.: HORAE: an annotated dataset of books of hours. In: Proceedings of the 5th International Workshop on Historical Document Imaging and Processing. pp. 7–12. HIP ’19, Association for Computing Machinery (2019) 2
4. Carion, N., Massa, F., Synnaeve, G., Usunier, N., Kirillov, A., Zagoruyko, S.: End-to-End Object Detection with Transformers. In: Vedaldi, A., Bischof, H., Brox, T., Frahm, J.M. (eds.) Computer Vision – ECCV 2020, vol. 12346, pp. 213–229. Springer International Publishing, Cham (2020), series Title: Lecture Notes in Computer Science 2, 11, 14, 15



5. Chi, C., Zhang, S., Xing, J., Lei, Z., Li, S.Z., Zou, X.: Selective Refinement Network for High Performance Face Detection. *Proceedings of the AAAI Conference on Artificial Intelligence* **33**(01), 8231–8238 (Jul 2019), number: 01 [3](#)
6. Clausner, C., Antonacopoulos, A., Pletschacher, S.: ICDAR2019 competition on recognition of documents with complex layouts - RDCL2019. In: 2019 International Conference on Document Analysis and Recognition (ICDAR). pp. 1521–1526 (2019), ISSN: 2379-2140 [2](#)
7. Dan, J., Liu, Y., Xie, H., Deng, J., Xie, H., Xie, X., Sun, B.: TransFace: Calibrating Transformer Training for Face Recognition from a Data-Centric Perspective. In: 2023 IEEE/CVF International Conference on Computer Vision (ICCV). pp. 20585–20596. IEEE, Paris, France (Oct 2023) [2](#)
8. Deng, J., Guo, J., Zhou, Y., Yu, J., Kotsia, I., Zafeiriou, S.: RetinaFace: Single-stage Dense Face Localisation in the Wild (May 2019), arXiv:1905.00641 [cs] [3](#), [5](#), [9](#), [10](#)
9. Grattafiori, A., Dubey, A., et al.: The Llama 3 Herd of Models (Nov 2024), arXiv:2407.21783 [cs] [2](#)
10. Guo, J., Deng, J., Lattas, A., Zafeiriou, S.: Sample and Computation Redistribution for Efficient Face Detection (May 2021), arXiv:2105.04714 [3](#)
11. Jain, V., Learned-Miller, E.: FDDB: A Benchmark for Face Detection in Unconstrained Settings [3](#)
12. Jeong, J., Kim, B., Yu, J., Yoo, Y.: EResFD: Rediscovery of the Effectiveness of Standard Convolution for Lightweight Face Detection. In: 2024 IEEE/CVF Winter Conference on Applications of Computer Vision (WACV). pp. 977–987. IEEE, Waikoloa, HI, USA (Jan 2024) [3](#), [9](#), [10](#)
13. Jian: lightDSFD (Oct 2024), original-date: 2019-11-15T12:56:28Z [9](#), [10](#)
14. Jin, S., Xu, L., Xu, J., Wang, C., Liu, W., Qian, C., Ouyang, W., Luo, P.: Whole-Body Human Pose Estimation in the Wild. In: 2020 European Conference on Computer Vision (2020) [3](#)
15. Jiroušek, V., Lehečka, B., Kišš, M., Kersch, F., Hrzinová, J., Žabička, P., Dvořáková, M., Smolka, L., Pavčík, F., Hradiš, M., Škvřňák, J., Jebavý, F., Bežová, M., Bednařík, P., Lhoták, M., Fremrová, K.: Metodika zpracování obrazových dokumentů (2024) [5](#)
16. Jocher, G., Qiu, J.: Ultralytics YOLO11 (Jan 2024), original-date: 2022-09-11T16:39:45Z [9](#), [11](#), [12](#), [13](#), [15](#)
17. Jocher, G., Qiu, J., Chaurasia, A.: Ultralytics YOLOv8 (Jan 2023), original-date: 2022-09-11T16:39:45Z [5](#), [9](#), [11](#), [12](#), [15](#)
18. Kim, M., Jain, A.K., Liu, X.: AdaFace: Quality Adaptive Margin for Face Recognition. In: 2022 IEEE/CVF Conference on Computer Vision and Pattern Recognition (CVPR). pp. 18729–18738. IEEE, New Orleans, LA, USA (Jun 2022) [2](#)
19. Li, J., Wang, Y., Wang, C., Tai, Y., Qian, J., Yang, J., Wang, C., Li, J., Huang, F.: DSFD: Dual Shot Face Detector. In: 2019 IEEE/CVF Conference on Computer Vision and Pattern Recognition (CVPR). pp. 5055–5064 (Jun 2019), iSSN: 2575-7075 [3](#)
20. Li, J., Zhang, B., Wang, Y., Tai, Y., Zhang, Z., Wang, C., Li, J., Huang, X., Xia, Y.: ASFD: Automatic and Scalable Face Detector. In: Proceedings of the 29th ACM International Conference on Multimedia. pp. 2139–2147. MM '21, Association for Computing Machinery, New York, NY, USA (Oct 2021) [3](#), [9](#), [10](#), [14](#)
21. Lin, T.Y., Maire, M., Belongie, S., Hays, J., Perona, P., Ramanan, D., Dollár, P., Zitnick, C.L.: Microsoft COCO: Common Objects in Context. In: Fleet, D., Pajdla, T., Schiele, B., Tuytelaars, T. (eds.) *Computer Vision – ECCV 2014*. pp. 740–755. Springer International Publishing, Cham (2014) [5](#), [9](#), [11](#), [14](#)

22. Liu, Y., Wang, F., Deng, J., Zhou, Z., Sun, B., Li, H.: MogFace: Towards a Deeper Appreciation on Face Detection. In: 2022 IEEE/CVF Conference on Computer Vision and Pattern Recognition (CVPR). pp. 4083–4092. IEEE, New Orleans, LA, USA (Jun 2022) [3](#), [9](#), [10](#)
23. Loshchilov, I., Hutter, F.: Decoupled Weight Decay Regularization (Sep 2018) [14](#)
24. Maze, B., Adams, J., Duncan, J.A., Kalka, N., Miller, T., Otto, C., Jain, A.K., Niggel, W.T., Anderson, J., Cheney, J., Grother, P.: IARPA Janus Benchmark - C: Face Dataset and Protocol. In: 2018 International Conference on Biometrics (ICB). pp. 158–165 (Feb 2018) [2](#)
25. Meng, D., Chen, X., Fan, Z., Zeng, G., Li, H., Yuan, Y., Sun, L., Wang, J.: Conditional DETR for Fast Training Convergence. In: 2021 IEEE/CVF International Conference on Computer Vision (ICCV). pp. 3631–3640. IEEE, Montreal, QC, Canada (Oct 2021) [11](#), [14](#), [15](#)
26. Messer, K., Matas, J., Kittler, J., Luetttin, J., Maitre, G.: XM2VTSDB: The Extended M2VTS Database. In: Proc. Second International Conference on Audio- and Video-based Biometric Person Authentication (AVBPA'99) (1999) [3](#)
27. Monnier, T., Aubry, M.: docExtractor: An off-the-shelf historical document element extraction. In: 2020 17th International Conference on Frontiers in Handwriting Recognition (ICFHR). pp. 91–96 (2020) [2](#)
28. Pfitzmann, B., Auer, C., Dolfi, M., Nassar, A.S., Staar, P.: DocLayNet: A large human-annotated dataset for document-layout segmentation. In: Proceedings of the 28th ACM SIGKDD Conference on Knowledge Discovery and Data Mining. pp. 3743–3751. KDD '22, Association for Computing Machinery (2022) [2](#)
29. Phillips, P., Flynn, P., Scruggs, T., Bowyer, K., Chang, J., Hoffman, K., Marques, J., Min, J., Worek, W.: Overview of the face recognition grand challenge. In: 2005 IEEE Computer Society Conference on Computer Vision and Pattern Recognition (CVPR'05). vol. 1, pp. 947–954 vol. 1 (Jun 2005), iSSN: 1063-6919 [2](#), [3](#)
30. Qi, D., Tan, W., Yao, Q., Liu, J.: YOLO5Face: Why Reinventing a Face Detector. In: Karlinsky, L., Michaeli, T., Nishino, K. (eds.) Computer Vision – ECCV 2022 Workshops. pp. 228–244. Springer Nature Switzerland, Cham (2023) [2](#), [3](#), [9](#), [10](#), [11](#), [12](#), [14](#)
31. Qin, L., Wang, M., Deng, C., Wang, K., Chen, X., Hu, J., Deng, W.: SwinFace: A Multi-Task Transformer for Face Recognition, Expression Recognition, Age Estimation and Attribute Estimation. IEEE Transactions on Circuits and Systems for Video Technology **34**(4), 2223–2234 (Apr 2024), conference Name: IEEE Transactions on Circuits and Systems for Video Technology [2](#)
32. Tang, X., Du, D.K., He, Z., Liu, J.: PyramidBox: A Context-Assisted Single Shot Face Detector. In: Ferrari, V., Hebert, M., Sminchisescu, C., Weiss, Y. (eds.) Computer Vision – ECCV 2018, vol. 11213, pp. 812–828. Springer International Publishing, Cham (2018), series Title: Lecture Notes in Computer Science [3](#)
33. Tian, Y., Ye, Q., Doermann, D.: YOLOv12: Attention-Centric Real-Time Object Detectors (Feb 2025), arXiv:2502.12524 [cs] version: 1 [2](#)
34. Ultralytics: YOLOv5: A state-of-the-art real-time object detection system [11](#)
35. Viola, P., Jones, M.J.: Robust Real-Time Face Detection. International Journal of Computer Vision **57**(2), 137–154 (May 2004) [2](#)
36. Wang, A., Chen, H., Liu, L., Chen, K., Lin, Z., Han, J., Ding, G.: YOLOv10: Real-Time End-to-End Object Detection (Nov 2024) [2](#)
37. Wang, G., Li, J., Wu, Z., Xu, J., Shen, J., Yang, W.: EfficientFace: an efficient deep network with feature enhancement for accurate face detection. Multimedia Systems **29**(5), 2825–2839 (Oct 2023) [3](#)

38. Wang, W., Lv, Q., Yu, W., Hong, W., Qi, J., Wang, Y., Ji, J., Yang, Z., Zhao, L., XiXuan, S., Xu, J., Chen, K., Xu, B., Li, J., Dong, Y., Ding, M., Tang, J.: CogVLM: Visual Expert for Pretrained Language Models. *Advances in Neural Information Processing Systems* **37**, 121475–121499 (Dec 2024) [2](#)
39. Wang, W., Zhang, J., Cao, Y., Shen, Y., Tao, D.: Towards Data-Efficient Detection Transformers. In: Avidan, S., Brostow, G., Cissé, M., Farinella, G.M., Hassner, T. (eds.) *Computer Vision – ECCV 2022*, vol. 13669, pp. 88–105. Springer Nature Switzerland, Cham (2022), series Title: Lecture Notes in Computer Science [14](#)
40. Wu, W., Peng, H., Yu, S.: YuNet: A Tiny Millisecond-level Face Detector. *Machine Intelligence Research* **20**(5), 656–665 (Oct 2023) [9](#), [10](#)
41. Yan, J., Zhang, X., Lei, Z., Li, S.Z.: Face detection by structural models. *Image and Vision Computing* **32**(10), 790–799 (Oct 2014) [3](#)
42. Yang, S., Luo, P., Loy, C.C., Tang, X.: WIDER FACE: A Face Detection Benchmark. In: 2016 IEEE Conference on Computer Vision and Pattern Recognition (CVPR). pp. 5525–5533. IEEE, Las Vegas, NV, USA (Jun 2016) [2](#), [3](#), [5](#), [9](#), [10](#), [11](#), [14](#), [15](#)
43. Yu, Z., Huang, H., Chen, W., Su, Y., Liu, Y., Wang, X.: YOLO-FaceV2: A scale and occlusion aware face detector. *Pattern Recognition* **155**, 110714 (Nov 2024) [3](#), [9](#), [10](#)
44. Zhang, K., Zhang, Z., Li, Z., Qiao, Y.: Joint Face Detection and Alignment Using Multitask Cascaded Convolutional Networks. *IEEE Signal Processing Letters* **23**(10), 1499–1503 (Oct 2016), conference Name: IEEE Signal Processing Letters [2](#), [3](#), [9](#), [10](#)
45. Zhang, S., Zhu, X., Lei, Z., Shi, H., Wang, X., Li, S.Z.: S<sup>3</sup>FD: Single Shot Scale-Invariant Face Detector. In: 2017 IEEE International Conference on Computer Vision (ICCV). pp. 192–201. IEEE, Venice (Oct 2017) [3](#)
46. Zhang, Z., Shen, W., Qiao, S., Wang, Y., Wang, B., Yuille, A.: Robust Face Detection via Learning Small Faces on Hard Images. In: 2020 IEEE Winter Conference on Applications of Computer Vision (WACV). pp. 1350–1359. IEEE, Snowmass Village, CO, USA (Mar 2020) [2](#)
47. Zhao, Y., Lv, W., Xu, S., Wei, J., Wang, G., Dang, Q., Liu, Y., Chen, J.: DETRs Beat YOLOs on Real-time Object Detection. In: 2024 IEEE/CVF Conference on Computer Vision and Pattern Recognition (CVPR). pp. 16965–16974. IEEE, Seattle, WA, USA (Jun 2024) [2](#)
48. Zhu, X., Ramanan, D.: Face detection, pose estimation, and landmark localization in the wild. In: 2012 IEEE Conference on Computer Vision and Pattern Recognition. pp. 2879–2886 (Jun 2012), iISSN: 1063-6919 [2](#), [3](#)
49. Zhu, Y., Cai, H., Zhang, S., Wang, C., Xiong, Y.: TinaFace: Strong but Simple Baseline for Face Detection (Jan 2021), arXiv:2011.13183 [cs] [3](#)