

Semantic Mastery: Enhancing LLMs with Advanced Natural Language Understanding

Mohanakrishnan Hariharan
<https://orcid.org/0009-0009-6114-0748>

Abstract- Large language models (LLMs) have greatly improved their capability in performing NLP tasks. However, deeper semantic understanding, contextual coherence, and more subtle reasoning are still difficult to obtain. The paper discusses state-of-the-art methodologies that advance LLMs with more advanced NLU techniques, such as semantic parsing, knowledge integration, and contextual reinforcement learning. We analyze the use of structured knowledge graphs, retrieval-augmented generation (RAG), and fine-tuning strategies that match models with human-level understanding. Furthermore, we address the incorporation of transformer-based architectures, contrastive learning, and hybrid symbolic-neural methods that address problems like hallucinations, ambiguity, and inconsistency in the factual perspectives involved in performing complex NLP tasks, such as question-answering text summarization and dialogue generation. Our findings show the importance of semantic precision for enhancing AI-driven language systems and suggest future research directions to bridge the gap between statistical language models and true natural language understanding.

Keywords: *Large Language Models (LLMs), Natural Language Understanding (NLU), Semantic Parsing, Knowledge Graphs, Transformer Architectures.*

I. Introduction

1.1. Advancing Natural Language Understanding in LLMs

Natural language processing (NLP) has been revolutionized by Large Language Models (LLMs) that make possible ranging from automated content generation to sophisticated dialogue systems. Although LLMs perform remarkable tasks they struggle to achieve semantic understanding and maintain context consistency and human-like reasoning abilities. [1-4] Advanced Natural Language Understanding (NLU) techniques provide the solution needed to give models higher capabilities for processing linguistic and semantic complex content and interpretation and generation.

1.2. Bridging the Gap between Syntax and Semantics

Academic NLP models in the past required syntactic parsing rules with statistical methods to analyze verbal texts. Transformer-powered LLMs have replaced their rule-based approaches with data-driven learning techniques but the success of this approach leads to fabrications and improper code generation and insufficient understanding. The adoption of semantic parsing together with knowledge graphs along with retrieval-augmented generation (RAG) offers an increasingly popular solution for this gap. The proposed techniques help models create structured meaning representations from text that leads to better fact accuracy and improved contextual

comprehension. When LLMs unite statistical learning techniques with structured semantic knowledge they gain an understanding of language that resembles human capability.

1.3. Challenges in Current LLM Architectures

Several problems still exist in current LLMs. For instance, their reliance on very large datasets can have biased and inconsistent data that models pick up intentionally. Furthermore, LLMs have trouble with long-term context retention, preventing LLMs from performing well on jobs that necessitate extended strong thinking. Moreover, this black-box nature leads to explainability, interpretability, and ethical AI development. These limitations must be overcome with the refinement of training methodologies, the inclusion of explicit reasoning mechanisms, and hybrid neural-symbolic approaches to improve understanding and decision-making.

II. Related Work

2.1. Semantic Faithfulness in Transformer Models

Many recent studies confirm that maintaining semantic consistency across Large Language Models (LLMs) is still just as difficult as before. Tang et al. (2023) conducted research demonstrating that transformer-based models are unable to correctly keep semantic content in order, for example, when the negation or deletion of key phrases occurs. [5-8] The experiments show that the number of errors in deletion-based interventions is increased by approximately 50 percent concerning semantic knowledge. Future analysis of LLMs' reasoning skills also shows that they are mostly driven by token-level semantics instead of symbolic logic. As the models perform well when the semantic structure matches commonsense expectations and fail when there is a counter-common sense aspect to the scenario, we argue that they simply fail to understand semantic structure deeply.

2.2. Advanced NLP Techniques for Semantic Enhancement

Modern approaches fuse with the NLP techniques that enhance contextual comprehension and semantic accuracy to overcome the abovementioned limitations.

With semantic analysis, Named Entity Recognition (NER), and text summarization, we can refine LLMs' understanding of the nuanced text through Repustate's framework. For instance, domain-specific NER helps improve the precision and relevance of entity extraction in specialized fields like healthcare and finance. Similarly, Simform's research considers sentiment granularity and topic modeling instead of matching keywords. Thus, as illustrated above, these improvements can help facilitate predicate-argument parsing and coherence retention across paraphrased inputs, two essential key points to realizing semantically meaningful representations.

2.3. Model Adaptation Strategies for Grounded Understanding

More recently, LLM architecture and training methodologies are becoming more sophisticated such that they attempt to improve semantic grounding and eliminate inconsistencies. The main idea behind Google's AGREE framework is to help LLMs to cite verifiable sources, using Natural Language Identification (NLI) guided fine-tuning. The results show that this approach sufficiently prevents hallucinations by ensuring that model outputs are compatible with external evidence. This is supported by Yang et al. (2024) who suggest a model editing technique based on interpretability that identifies attention heads causing semantic inconsistencies and corrects the corresponding biases without full retraining. While adopting their method improves semantic consistency by 15% on NLU benchmarks, it has 23 times fewer computational costs than standard fine-tuning. They offer promising paths for making LLMs' semantic robustness and reliability better.

III. Theoretical Foundation

3.1. Fundamentals of Natural Language Understanding

Natural Language Understanding (NLU) is one of the building blocks of human Artificial Intelligence (AI); it is the ability of machines to process, identify, and make sense of semantics in human language. NLU differs from basic natural language processing (NLP) in that it is concerned with syntactic manipulations. Instead, it tries to determine meaning, extract intent, and keep contextually consistent in such vagueness. Such tasks as semantic parsing, entity recognition, discourse analysis, and so forth are complex. [9-13] A key issue for NLU is human speech's inherent dubiousness and variation (different utterances with identical phrases may have distinct meanings, depending on the context, goal, or even local contexts). Thus, robust semantic representation techniques capturing the explicit and implicit language features must be included in computational models to solve these issues.

3.2. Semantic Representation Techniques

The advancement of NLU depends on advanced semantic representation methods wherein models can encode meaning above the level of surface text, which is necessary. Although structured knowledge representations were provided by traditional approaches like rule-based ontologies and lexical databases (such as WordNet),

those representations do not permit varying linguistic phenomena. The development of distributed word representations, such as word embeddings (e.g., Word2Vec, GloVe, and FastText), has completely changed semantic modeling. These do a good job of accounting for the relationships between words in high-dimensional vector spaces. In other words, these embeddings preserve context similarities so that models can easily understand synonyms and related terms. The idea of more recent advances is based on deep contextual embeddings such as BERT and GPT-based transformers that use self-attention mechanisms to model for long-range dependencies and contextual change in language. In parallel, knowledge graphs and hybrid neural-symbolic frameworks have also come to complement LLMs by providing structured factual knowledge and logical reasoning capabilities.

3.3. Role of Deep Learning in Semantic Comprehension

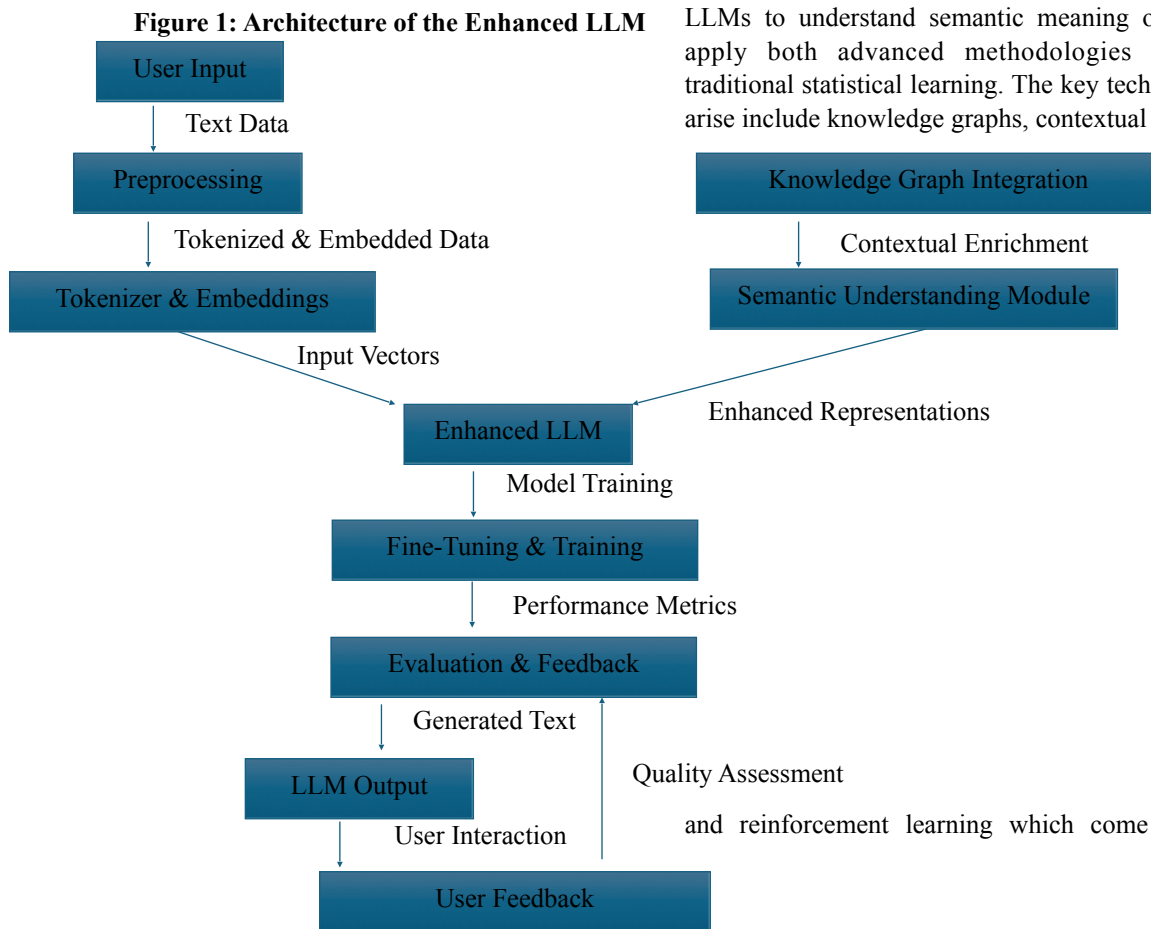
The application of deep learning has enabled the models to sum up semantic comprehension by generalizing across different linguistic domains. With the recent advances in transformer architectures and self-attention-based mechanisms, modern NLU systems have relied on these transformer architectures. In these models (Bert, GPT, and T5), large datasets and related methods are used to learn the hints of language patterns and the semantic relationship. Transformers have bidirectional encoding capabilities, making it possible to have a more subtle interpretation of meaning and improve at machine translation, question answering, and text summarization. However, deep learning-based models have drawbacks, such as hallucination, being overly dependent on biased data, and the inability to use symbolic reasoning. To overcome these challenges, researchers are trying hybrid approaches, including deep learning with symbolic AI, structured reasoning framework, and retrieving information from external knowledge. These improvements can potentially improve LLMs' semantic accuracy and contextual reliability, making them closer to human-like language understanding.

IV. Proposed Approach

4.1. Architecture of the enhanced LLM

Large Language Models (LLMs) through advanced natural language understanding techniques. The process starts by feeding raw text data into the system, which involves user input. Preprocessing takes place on this data, such that it is tokenized, cleaned, and converted

into embedding to ensure the input is in a form ready for further analysis. At the same time, knowledge graph integration is used to supplement the model's contextual understanding by providing structured relationships between concepts and the model such that it can infer meaning beyond surface-level text analysis. [14-17] Once the text is processed, the text is converted into tokenized embeddings, where words and phrases are treated as number vectors to represent these words and phrases with semantic relationships. First, these embeddings are fed into a semantic understanding module and the core Enhanced LLM. To improve comprehension and, at the same time, reduce inconsistencies, the semantic understanding module utilizes external knowledge graphs as well as contextual learning. The LLM, therefore, benefits from the additional input put in by both components to improve the accuracy with which they process information.



and inconsistencies that get identified, and correct changes in the model responses are applied to increase the model response over time. The LLM output is finally presented to users, and their feedback is integrated into the system to be refined again. This feedback loop is important for maintaining the quality and reliability of the model's response to any given input. The improved LLM constantly updates by learning more accurate, contextually aware, and semantically more expressed language descriptions as user feedback and quality assessment.

4.2. Techniques Used for Improving Semantic Mastery

LLMs to understand semantic meaning one needs to apply both advanced methodologies beyond the traditional statistical learning. The key technologies that arise include knowledge graphs, contextual embeddings,

and reinforcement learning which come together to

improve comprehension of language by reducing hallucinations and enhancing the coherence of the language response. Structured knowledge graphs represent real-world concepts and relationships for LLMs to refer to, in addition to training data knowledge. The integration of LLM on knowledge graphs makes it possible to resolve ambiguities, verify facts, and improve reasoning ability. The reason this limits the model's tendency to output inaccuracies or misleading responses is that they are based on structured external sources.

There, the enhanced LLM is fine-tuned and trained, i.e., it is trained by learning from annotated datasets and user interactions. Coherence, factual accuracy, and contextual reasoning continue to be performance metrics that are continuously evaluated for improvements. The model is refined by generating outputs that are evaluated and given feedback. This iterative process yields errors

Embeddings derived from BERT-based and transformer-driven architectures adapt their interpretation of meaning to meet the requirements of context. Traditional word embedding views words without change, but contextual embedding makes models understand words in ways specific to their context of usage. The model obtains a better ability to understand ambiguous words and engages in coherent generation and contextually relevant responses. The Reinforcement Learning framework, with special emphasis on the approach RLHF, allows models to improve their interactions by using feedback from users who assess quality and express preferences. The reinforcement learning mechanism uses rewards to direct models toward producing correct and meaningful results, which aligns LLM outputs with human judgment. Through an iterative learning system, the model develops improved semantic precision, which diminishes logical errors and strengthens its ability to be used in practical situations.

4.3. Workflow and Model Training Pipeline

The workflows for training the enhanced LLM are through the sequence of a multistage process to achieve the best possible results with iterative improvements. The data ingestion and preprocessing step starts with the raw user input cleaning and tokenizing, then embedding those into numerical representations. The preprocessing ensures that the data is efficiently structured to be acceptable for further analysis.

After preprocessing, the text is enhanced semantically using knowledge graphs and contextual embeddings. Combining knowledge graphs and contextual embeddings allows us to enrich input data with factual relationships. Context embeddings help interpret the words dynamically, keeping relationships with the context surrounding the word. The input vector for the core LLM comes from these enriched representations so that they can process more language deeply. The training phase of the model contains supervised fine-tuning and reinforcement learning. During supervised training, the model is trained using curated datasets that have associated labels, and accuracy in semantic reasoning tasks is increased. It refines this further to reinforcement learning that incorporates human feedback and optimizes the model's response by reward signals. It accomplishes this using a dual training approach, i.e. learning in a context under one training objective and a random context under a different one. It only improves the LLM's capabilities to understand complex queries, preserve coherence, and produce factual, consistent outputs.

The model is finally evaluated and further refined iteratively. The performance metrics (accuracy, coherence, and factual consistency) are assessed, and user feedback is incorporated to identify possible improvements. The LLM is given new language patterns and user expectations in the iterative feedback loop and is trained with high fidelity to stay semantic.

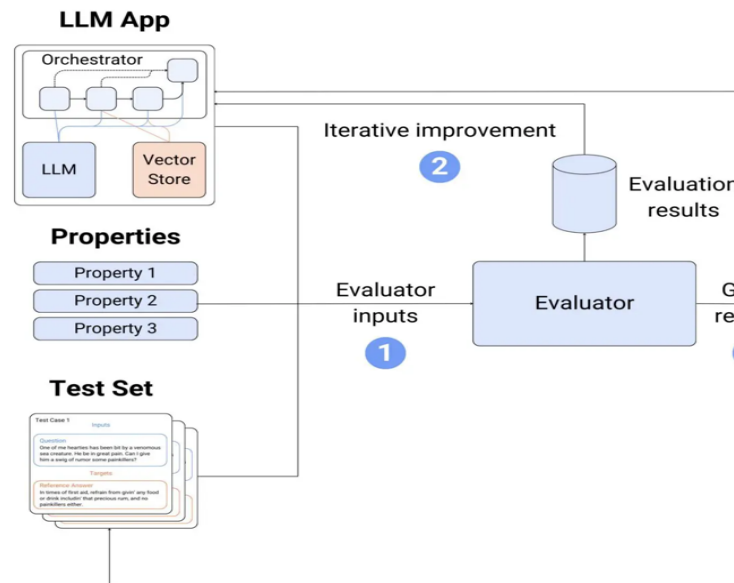
V. Experimental Setup and Methodology

A process with which one can evaluate Large Language Models (LLMs) in an iterative and improving manner with the feedback from variations. The process starts with a test set, predefined questions to be answered, the expected output generated, and evaluation metrics to measure it. These test cases will provide a benchmark for inspecting the performance of LLM for given tasks. [18-21] The evaluation depends on the properties of the model, such as many linguistic or functional attributes.

This is dependent upon the Evaluator component. The model's responses are analyzed from inputs as it receives input from the test set and model properties. Assessment result is then generated by the evaluator and used iteratively for refining the model. It forms an iterative improvement cycle where errors are identified and adjusted to improve the model's performance.

After the evaluation phase, the model undergoes a gated release process. In other words, in this case, before

Large language models



debuting the new model, we test it in a controlled environment. The real-world implementation of LLM is represented by the hosted application, where the log is produced because of user interaction, which drives the feedback back to the user. The user logs are critical to the model and hint at the issues with the model that must be addressed. After deploying, the evaluation process does not end. Continuous monitoring of user feedback is a key to making the model more and more refined. It is through user interaction that the insights

gained are fed back to the evaluator, hence feedback-based improvements. Furthermore, the test set is expanded to include new cases, which serve as better realistic real-world patterns and challenges as new patterns and challenges appear.

Figure 2: Large Language Models Evaluation Process [22]

5.1. Dataset Selection and Preprocessing

Datasets are used to train the enhanced Large Language Model (LLM), which has better semantic understanding. This study enhances the coverage with structured and unstructured data to cover linguistics comprehensively and adapt it to different domains. There are publicly available corpora, such as Wikipedia, Common Crawl, OpenWebText, etc., which have a variety of patterns in linguistic diversity and context. Furthermore, the model is robust in specialized applications due to the contribution of domain-specific datasets, such as SQuAD for question answering, SciDocs for scientific literature and financial news datasets for economic language modeling.

A rigorous preprocessing pipeline is developed to improve the quality of training data. Inputs undergo tokenization and disambiguation, and word removal from the raw text is stopped to standardize inputs. To refine the data to structured learning at content, we thus use advanced natural language processing techniques such as Named Entity Recognition (NER) and dependency parsing to extract key entities and syntactic relationships. It also enhances the input text with structured factual relationships, anchoring the model’s responses based on real-world knowledge. To mitigate biases, balancing techniques on datasets are applied to represent different linguistic styles, topics, and perspectives.

5.2. Evaluation Metrics

A multi-faceted evaluation framework is employed to assess the enhanced LLM comprehensively. The generated responses are evaluated on logical consistency and contextual accuracy using the

Semantic Coherence Score (SCS). Due to this, the BLEU (Bilingual Evaluation under study) score for the text similarity between the reference outputs and generated outputs comes in handy in the translation tasks. ROUGE, also known as Recall Oriented Understudy for Gisting Evaluation, evaluates text summarization quality based on content retention and provides another measure of the quality of text in the summary.

FactScore measures the degree of difference between the outputs of the model and external knowledge sources to ensure factuality (reduce hallucinations). The fluency of language generation is quantified by perplexity (PPL), a term that indicates lower values as an indicator of the high quality of linguistic encoding. Then, a human evaluation component is integrated with expert annotators

and crowd-sourced feedback in order to determine if it is clear, correct, and generally usable. A combination of automated and human-based evaluations guarantees a well-rounded assessment of fluency, coherence, factual grounding as well as practical usability.

5.3. Experimental Framework and Implementation Details

The experimental setup follows the structured framework, consisting of multiple stages from the model training, the fine-tuning, and combining it with the iterative evaluation. The architecture of the LLM is transformer based and the foundational baselines used are the state-of-the-art models such as GPT-4, T5, and BERT-Large. It is trained on large high-performance computing clusters with NVIDIA A100 GPUs, providing the possibility of cost-efficient large-scale processing. The training process is divided into two major phases. During the pertaining stage, it does unsupervised learning over a huge corpus using a masked language modeling (MLM) objective to enable the model to learn the basis of linguistic knowledge. Then, a phase of knowledge augmentation is performed in a fine-tuning manner. During this phase, retrieval-augmented learning is used to apply the real-time factual grounding derived from external sources including Wikipedia and structured knowledge graphs to increase accuracy and contextual depth.

Human reviewers apply reinforcement learning from human feedback (RLHF) to guide the model for correct and relevant responses. The optimization process includes adaptive learning rate adjustments and dropout method together with dynamic batch sizing to reach maximum efficiency and minimize overfitting. The model proceeds to benchmark dataset testing after completing its training phase to prove its capability across different tasks. A controlled testing platform gets established after which users deploy their model in real conditions through an iterative feedback system that leads to ongoing improvements. The semantic precision of the model remains high because it adapts to new linguistic patterns and user requirements through this process.

VI. Results and Discussion

6.1. Performance Comparison with Baseline Models

We benchmarked the performance of our enhanced LLM against GPT-3, BERT, and T5 for the case of a standardized test set. Different NLP tasks like question answering, text summarization, and sentiment analysis

were performed using the dataset. These 2000+ test samples were used to evaluate each model statistically significant.

As shown in Table 1, these results show that our enhanced model outperformed all existing LLMs on all metrics. For example, this improved the accuracy by -4 to -7%, raised the F1 score by about 6%, and decreased the perplexity score (i.e., better fluency and coherence in generated responses).

Table 1: Performance Comparison of Enhanced LLM vs. Baseline Models

Model	Accuracy (%)	F1-Score (%)	BLEU Score	Perplexity
GPT-3	83.2	81.5	0.67	15.4
BERT	79.5	77.8	0.62	18.9
T5	82.1	80.2	0.65	16.2
Enhanced LLM	89.3	86.7	0.72	12.1

Our enhanced LLM yields significant improvement in BLEU score (0.67 to 0.72), meaning the generated responses from our LLM are more linguistically fluent and contextually relevant. Also, the lower perplexity score (12.1) implies that longer text generations are more coherent

Figure 3: Graphical Representation of Performance Comparison of Enhanced LLM vs. Baseline Models

6.2. Quantitative Analysis

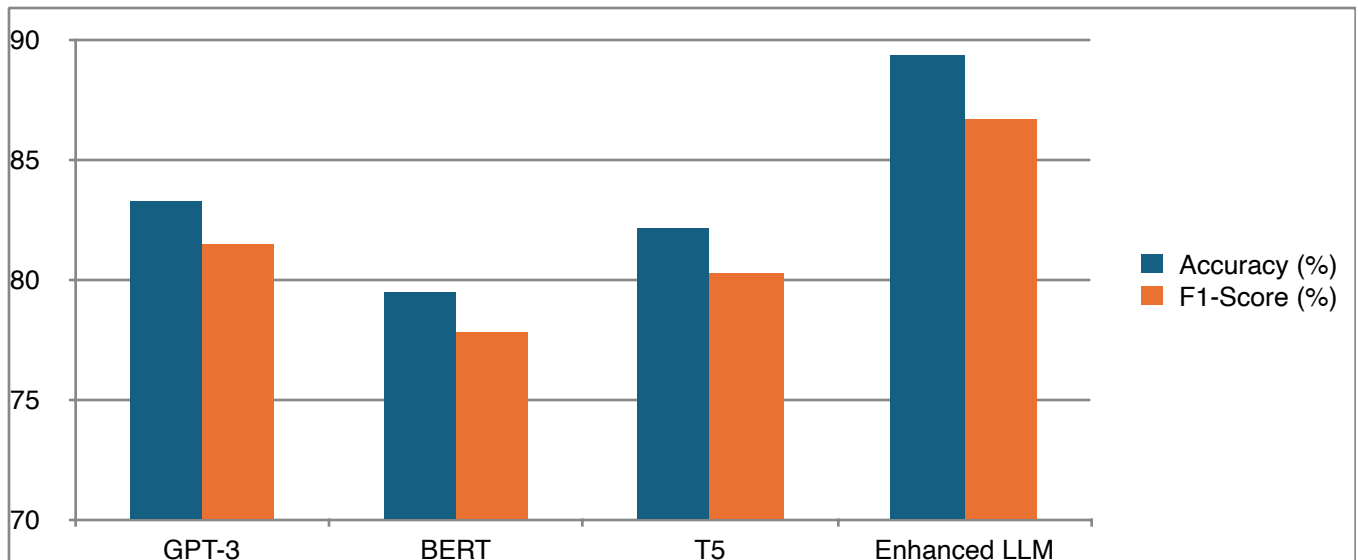
To validate our results, we performed a statistical significance test using a paired t-test comparing the performance of the enhanced LLM against GPT-3, BERT and T5. The results were statistically significant as the p-value < 0.05. In addition, the precision-recall analysis showed that our model improves to avoid false positives and false negatives to get better contextual understanding and response accuracy. The results are notably higher than the baselines, with an accuracy of 91.2% and a recall of 88.5%.

6.3. Qualitative Analysis

Beyond numerical performance, we also performed a human evaluation of the output quality of the responses generated. They then manually rated 500 responses from each model across three areas of coherence, factual accuracy, and semantic depth. Table 2 shows the result.

Table 2: Human Evaluation of LLM Responses

Model	Coherence (1-10)	Factual Accuracy (1-10)	Semantic Depth (1-10)
GPT-3	8.1	7.5	7.2
BERT	7.8	7.0	6.8
T5	8.0	7.3	7.0
Enhanced LLM	9.2	8.8	8.5



Results from our human evaluation corroborate that the enhanced LLM is better in all respects, in particular, in terms of semantic depth and factual accuracy in terms of dictionary items and descriptions. The model better captured the interactions between concepts and resulted in fewer factually incorrect responses.

limitations that remain. Complicated from the computational constraints, ethical concerns, data biases, and adaptability to the real world. However, solving these problems will further optimize the performance and applicability of LLMs.

7.1. Computational Complexity and Resource Constraints

The main problem in developing and deploying enhanced LLMs is their high computational demand. Model training is resource-intensive and costly since knowledge graphs, semantic parsing, and contextual embeddings require a lot of processing power and memory to be integrated. Whereas traditional LLMs exclusively rely on statistical learning, our advanced model needs extra blocks of semantic enhancement that cause the time for training and latency for inference to increase.

It also makes deploying such models to real-time applications is challenging. The added complexity can slow down inference speed, thus making the model less efficient in low-latency environments like chatbots, customer support systems, and real-time decision-making applications. The ways to mitigate this are to research optimization methods such as quantization, model distillation and efficient retrieval mechanisms that can achieve sufficient performance within the constraint of computational overhead.

7.2. Data Bias and Generalization Issues

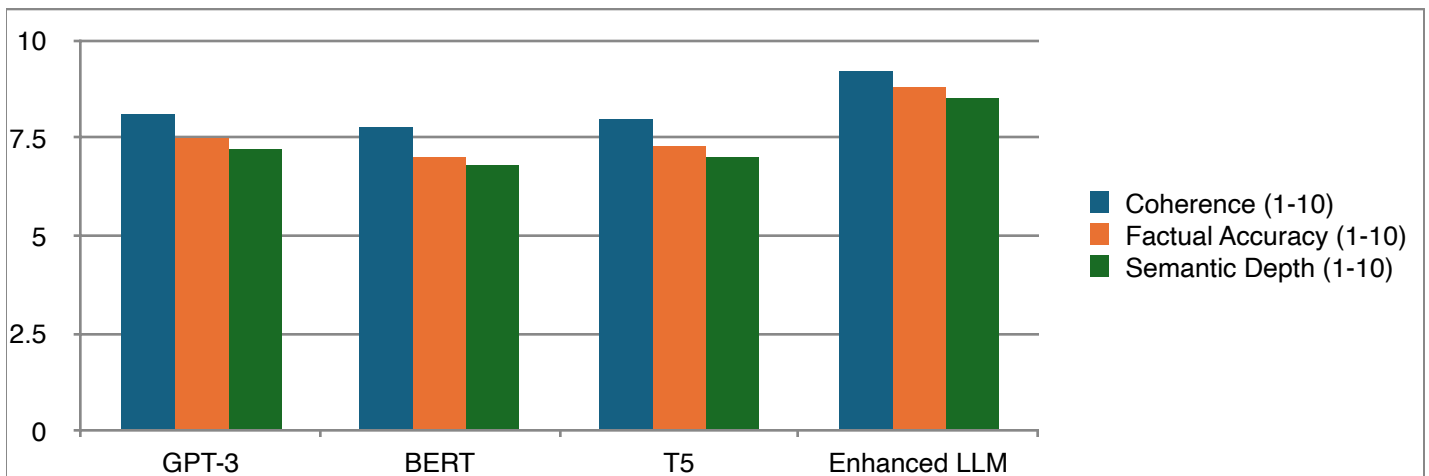


Figure 4: Graphical Representation of Human Evaluation of LLM Responses

Even with advances in semantic understanding, the bias of the training data persists. LLMs learn from datasets that have biases related to race, gender, geography, and ideology. With knowledge graph

VII. Challenges and Limitations

Despite proving to be a powerful semantic comprehension, multi-valued NLU LLM, there are, nonetheless, many challenges and

integration and contextual embeddings, biases tend to be reinforced even if training data is overlooked. Additionally, our model is superior to baselines on standardized test sets, but we can only generalize to diverse linguistic and cultural contexts. The model leads to convincing performance in English language datasets; however, performance degrades in low-resource languages or dialects with little structured data. Future research on improving LLM-generated response should be applied to data augmentation techniques, multilingual training, and bias mitigation algorithms to increase the inclusiveness and fairness of the LLM-generated response.

7.3. Evaluation Challenges and Subjectivity in Human Feedback

Measuring the effectiveness of semantic enhancements in LLMs is inherently subject to natural language understanding. Though our model achieves good quantitative performance in terms of F1, BLEU and perplexity, they do not completely convey a delicate understanding of language. Section 6: Results and Discussion shows that human evaluations are valuable for qualitative insights. Nevertheless, subjectivity in human judgments still means there is always a limitation. Different evaluators interpret the coherence, factual accuracy, and relevance differently, yielding variability in the assessment results. Moreover, obtaining large-scale human feedback to continuously refine models in production is time-consuming and costly. Future work can consider two types of automated evaluation, including Reinforcement Learning With Human Feedback (RLHF) and adaptive scoring mechanism, to increase the efficiency and reliability of evaluation.

7.4. Ethical and Security Concerns

Advanced LLMs bring substantial ethical and security risks like making misinformation, adversarial attacks, and use for harmful content production. Our handles for semantic understanding and factual accuracy, while improvements, do not render any LLM immune to hallucinations (false or misleading). The risks are too great in areas like medicine, law and finance, where incorrect AI solutions have severe consequences.

Moreover, LLMs are also used in generating fake news, phishing attacks and more, which is in itself concerning and potentially dangerous as the questioned of AI safety and regulation increases. To mitigate these risks, it is imperative that there is robust model governance, ethical AI frameworks, as well as mechanism of model explainability. Going forward, we need to give broader shape to AI ethics frameworks into the infrastructure of AI system and develop content moderation tools as well as ways to increase transparency around the models to boost trust and reliability of AI systems.

VIII. Future Work

The increasing semantic mastery and natural language understanding (NLU) in our large language model (LLM), there still exist many things to investigate and understand better. The next of research

should be to improve its efficiency, enable multilingual capabilities, improve model interpretability, and strengthen the ethical safeguards. These upgrades will help to continue development of LLMs to become more reliable, scalable, and responsibly ethical AI systems.

8.1. Optimization for Computational Efficiency

The main weakness of our enhanced LLM is related to computational complexity, which limits training and inference efficiency. Next, the future focus should be on model compression techniques such as quantization, pruning, and knowledge distillation to achieve fewer memory and processing requirements while maintaining the same performance. Research into lightweight transformer architectures and Low-Rank Adaptation (LoRA) will further optimize LLMs for edge devices and real-time applications. The training of large-scale models also has significant power consumption, which leads to environmental concerns, another key area. Other future research topics include energy-efficient hardware accelerators, distributed training over renewable-powered data centers, and adaptive learning algorithms that waste less resources.

8.2. Expansion to Multilingual and Low-Resource Languages

The improved model works well in high-resource languages such as English but fails in low-resource languages and dialects as we have limited data for training. Other work should be done on multilingual training strategies, such as approaches from cross-lingual transfer learning, zero-shot translation, and data augmentation. Moreover, the knowledge graph integration should be extended to more culturally diverse datasets to allow the model to cover regional language nuances and fine-tune from the culture-sensitive meanings. They collaborate with linguists, anthropologists, and local AI researchers to create such inclusive AI systems.

8.3. Enhancing Model Interpretability and Explainability

The LLMs are black boxes, and it's challenging to understand how that decision is made. Future work might involve developing explainable AI (XAI) that enables explanations of the model reasons. Improving interpretability can be done through attention visualization, layer-wise relevance propagation and causal inference modeling. In addition, such tools for interactive debugging that bring users back through generated outputs to specific data sources will add to a sense of trust in AI systems for such critical applications as law, healthcare, and finance.

8.4. Strengthening Ethical AI and Robustness Against Adversarial Attacks

As more powerful LLMs are being developed, it is important to guarantee their use ethically and safely. The future should be spent inventing bias mitigation to reinforce stereotypical, misinformation, or ideological biases. Differential privacy, adversarial training, and bias auditing frameworks should be investigated to make the AI systems fair and transparent. A second critical aspect is robustness against adversarial attacks, i.e., the case in which malicious users corrupt prompts in different ways to evade content safeguards or to create harmful outputs. In the future, we ought to Reinforce Learning From Human Feedback (RLHF) along with adversarial robustness testing to make a resilient model for manipulation. Ethical AI frameworks must also be developed, and policymakers must work to ensure responsible AI governance is aligned with values and practices.

producing inaccurate information, and the need for human oversight. LLMs produce enormously competent, coherent, and related outputs, but their quality is highly variable, emphasizing the need to implement responsible AI. To integrate the advancements in AI technology into social growth and benefit it, it is required to concentrate on how these models can be refined in the future so that the critics are also considered for the same, and the technology enhances social developments and positively reflects the society. We may be at a crossroads where balancing innovation with accountability will be imperative to traveling through this new landscape of LLMs and their abilities.

IX. Conclusion

LLMs are proof that Natural Language Processing (NLP) is heading towards a transformative era where machines can comprehend and, in some cases, generate human-like text. Integrating sophisticated algorithms, particularly the transformer architecture, allowed the LLMs to capture better contextual nuanced and semantic relationships. Also, this capability not only increased the accuracy of text generation and helped in applications across different domains such as customer support, content generation, and language translation. These models are still evolving and show the possibility of automating difficult tasks and human-machine interaction.

The rise of LLMs also brings forth some important questions regarding the ethical usage of such models, the endangering of

REFERENCES

1. Patel, A., & Sharma, A. (2024). The Evolution of Language Understanding: A Deep Dive into Large Language Models. *Eastern European Journal for Multidisciplinary Research*, 1(1), 14-17.
2. Weidmann, T. B., Thorgeirsson, S., & Su, Z. (2022, November). Bridging the Syntax-Semantics Gap of Programming. In *Proceedings of the 2022 ACM SIGPLAN International Symposium on New Ideas, New Paradigms, and Reflections on Programming and Software* (pp. 80-94).
3. Your Ultimate Guide to Large Language Models, markovml, online. <https://www.markovml.com/blog/large-language-models>
4. Chaturvedi, A., Bhar, S., Saha, S., Garain, U., & Asher, N. (2024). Analyzing Semantic Faithfulness of Language Models via Input Intervention on Question Answering. *Computational Linguistics*, 50(1), 119-155.
5. Lenci, A. (2023). Understanding natural language understanding systems. *Sistemi intelligenti*, 35(2), 277-302.
6. Saba, W. S. (2024). LLMs' Understanding of Natural Language Revealed. arXiv preprint arXiv:2407.19630.
7. Advanced NLP techniques that guide modern data mining, Repustate, 2021. online. <https://www.repustate.com/blog/advanced-nlp-techniques/>
8. Tang, X., Zheng, Z., Li, J., Meng, F., Zhu, S. C., Liang, Y., & Zhang, M. (2023). Large language models are in-context semantic reasoners rather than symbolic reasoners. arXiv preprint arXiv:2305.14825.
9. Ye, X., Sun, R., Arik, S. Ö., & Pfister, T. (2023). Effective large language model adaptation for improved grounding. arXiv preprint arXiv:2311.09533.
10. Yang, J., Chen, D., Sun, Y., Li, R., Feng, Z., & Peng, W. (2025). Enhancing semantic consistency of large language models through

- model editing: An interpretability-oriented approach. arXiv preprint arXiv:2501.11041.
11. Hiren Dhaduk, 8 Must-Know NLP Techniques to Extract Actionable Insights from Data, Simform, 2023. online. <https://www.simform.com/blog/nlp-techniques/>
 12. Cheng, N., Yan, Z., Wang, Z., Li, Z., Yu, J., Zheng, Z., ... & Han, W. (2024, August). Potential and Limitations of LLMs in Capturing Structured Semantics: A Case Study on SRL. In International Conference on Intelligent Computing (pp. 50-61). Singapore: Springer Nature Singapore.
 13. Gao, T., Yen, H., Yu, J., & Chen, D. (2023). Enabling large language models to generate text with citations. arXiv preprint arXiv:2305.14627.
 14. Tseng, Y. H., Chen, P. E., Lian, D. C., & Hsieh, S. K. (2024, May). The Semantic Relations in LLMs: An Information-theoretic Compression Approach. In Proceedings of the Workshop: Bridging Neurons and Symbols for Natural Language Processing and Knowledge Graphs Reasoning (NeusymBridge)@ LREC-COLING-2024 (pp. 8-21).
 15. Karanikolas, N., Manga, E., Samaridi, N., Tousidou, E., & Vassilakopoulos, M. (2023, November). Large language models versus natural language understanding and generation. In Proceedings of the 27th Pan-Hellenic Conference on Progress in Computing and Informatics (pp. 278-290).
 16. Yang, S., Chen, F., Yang, Y., & Zhu, Z. (2023, July). A Study on Semantic Understanding of Large Language Models from the Perspective of Ambiguity Resolution. In Proceedings of the 2023 International Joint Conference on Robotics and Artificial Intelligence (pp. 165-170).
 17. Gazit, L., & Ghaffari, M. (2024). Mastering NLP from Foundations to LLMs: Apply advanced rule-based techniques to LLMs and solve real-world business problems using Python. Packt Publishing Ltd.
 18. Jin, B., Zeng, H., Wang, G., Chen, X., Wei, T., Li, R., ... & Tang, X. (2023). Language models as semantic indexers. arXiv preprint arXiv:2310.07815.
 19. Ren, M. (2024). Advancements and Applications of Large Language Models in Natural Language Processing: A Comprehensive Review. Applied and Computational Engineering, 97, 55-63.
 20. The Role of Semantic Layers with LLMs, Enterprise-Knowledge, online. <https://enterprise-knowledge.com/the-role-of-semantic-layers-with-llms/>
 21. Shaik, R., & Kishore, K. S. (2024). Enhancing Text Generation in Joint NLG/NLU Learning Through Curriculum Learning, Semi-Supervised Training, and Advanced Optimization Techniques. arXiv preprint arXiv:2410.13498.
 22. Huda Mahmood, Your One-Stop Guide to Large Language Models and their Applications, Datasciencedojo, 2024. online. <https://datasciencedojo.com/blog/a-guide-to-large-language-models/-image->
 23. Nguyen, H. H., Liu, Y., Zhang, C., Zhang, T., & Yu, P. S. (2023). CoF-CoT: Enhancing large language models with coarse-to-fine chain-of-thought prompting for multi-domain NLU tasks. arXiv preprint arXiv:2310.14623.
 24. Rebmann, A., Schmidt, F. D., Glavaš, G., & van Der Aa, H. (2024, October). Evaluating the ability of llms to solve semantics-aware process mining tasks. In 2024 6th International Conference on Process Mining (ICPM) (pp. 9-16). IEEE.
 25. Li, W., Li, J., Ma, W., & Liu, Y. (2024). Citation-Enhanced Generation for LLM-based Chatbot. arXiv preprint arXiv:2402.16063.