
SVLA: A UNIFIED SPEECH-VISION-LANGUAGE ASSISTANT WITH MULTIMODAL REASONING AND SPEECH GENERATION

Ngoc Dung Huynh
Deakin University
Geelong, Australia
ndhuynh@deakin.edu

Mohamed Reda Bouadjenek
Deakin University
Geelong, Australia
reda.bouadjenek@deakin.edu.au

Imran Razzak
Mohamed bin Zayed University of Artificial Intelligence
Abu Dhabi, UAE
imran.razzak@mbzuai.ac.ae

Hakim Hacid
Technology Innovation Institute (TII)
Abu Dhabi, UAE
hakim.hacid@tii.ae

Sunil Aryal
Deakin University
Geelong, Australia
sunil.aryal@deakin.edu.au

ABSTRACT

Large Vision-Language Models have shown impressive capabilities in tasks such as image captioning, visual question answering, and cross-modal retrieval. However, there are still significant challenges that need to be addressed in order to fully unlock the potential of these models. First, integrating speech, text, and vision into a unified model is particularly difficult for tasks like Spoken Image Captioning and Spoken Visual Question Answering, where the interaction between these modalities introduces additional complexity. Second, existing speech generation approaches differ—some generate speech directly, while others use an intermediate text step—but their impact on fluency, coherence, and accuracy remains unexplored. Third, current speech evaluation relies heavily on Automatic Speech Recognition, which introduces biases and fails to directly assess speech quality. To address these challenges, we propose **SVLA**, a unified **Speech-Vision-Language Assistant** based on a decoder-only transformer architecture that seamlessly integrates multimodal inputs and outputs. We enhance model performance with a large-scale speech-text-image dataset containing 38.2 million examples and 64.1 hours of TTS-generated speech. Additionally, we introduce **Speech-VQA Accuracy**, a novel acoustic evaluation metric for assessing speech-based VQA tasks. Our approach advances multimodal understanding and generation, facilitating more effective integration of speech, text, and vision (<http://github.com/vlm-svla/svla>).

1 Introduction

Large Language Models (LLMs) like LLaMA [1], GPT-3 [2], InternLM-2 [3], and Qwen [4] excel in textual processing but are limited by their unimodal design. To address real-world needs, Large Vision-Language Models (LVLMs) such as GPT-4V [5], Gemini [6], BLIP-2 [7], Llava [8], and Flamingo [9] integrate visual data, while Unified Speech-Text-Language Models further incorporate speech to enhance accessibility and natural interactions. Recent efforts—exemplified by closed-source ChatGPT-4o [10] and open-source models like LLaMA 3.1 [11], AnyGPT [12], and NextGPT [13]—have expanded multimodal capabilities to speech-vision tasks, such as generating images from speech or creating music from visual inputs.

However, despite the promising advancements made so far, significant challenges remain that must be addressed in order to fully unlock the potential of these models. First, these models lack robust reasoning abilities for tasks like image captioning (IC) and visual question answering (VQA), where inputs may be text or speech and outputs may be speech or text, limiting their applicability to complex multimodal interactions. Second, existing speech generation approaches vary, with some models generating speech directly, while others use text instructions as an intermediary step. However, no prior research has systematically compared these two techniques. This distinction is crucial, as the choice between these paradigms significantly impacts fluency, coherence, and response accuracy in multimodal AI. For example, when asked “What are the people doing?”, a text-instruction model first generates a structured textual response before generating speech tokens (e.g., “*The textual answer is ‘running.’ Therefore, the speech answer is ‘running.’(speaking)*”). While this ensures consistency between text and speech outputs, it introduces redundancy and unnatural phrasing, which may not align with natural spoken communication. In contrast, direct speech generation bypasses the textual constraint, producing more fluid spoken responses but at the risk of greater variability, pronunciation inconsistencies, or a loss of linguistic structure. Understanding these trade-offs is essential for advancing multimodal reasoning, spoken language generation, and user interaction quality in AI systems. Finally, existing evaluation metrics for multimodal learning focus mainly on text and vision, offering limited insight into speech-based tasks.

To address the challenges mentioned above, we introduce **SVLA**, a **Speech-Vision-Language Assistant**—a unified multimodal system designed for end-to-end reasoning and generation. A speech discretization tokenizer converts raw speech into discrete semantic tokens, enabling the model to process speech similarly to text. This design allows a traditional generative LLM to seamlessly handle tri-modal inputs—speech, text, and images—and generate outputs in either speech or text. SVLA supports a broad range of tasks, including ASR, TTS, Image Captioning (IC), and Visual Question Answering (VQA). Importantly, the system is flexible in handling various modality combinations. For example, it can generate text outputs from speech-based inputs (speech-to-text tasks) or produce speech outputs from text-based inputs (text-to-speech tasks). To evaluate SVLA, we propose *Acoustic Speech-VQA Accuracy*, a novel metric that directly assesses spoken responses—bypassing ASR conversion—providing a more accurate and unbiased evaluation of the model’s spoken language capabilities. Additionally, SVLA is assessed on a new, large-scale speech-text-vision dataset that empowers models to perform visual tasks using both text and speech. This dataset is built by integrating several widely-used multimodal and speech resources, including VQAv2[14], LAION-600M[15], Visual Genome[16], LibriHeavy[17], LibriSpeech[18], CommonVoice[19], A-OKVQA[20], VizWiz[21], GQA[22], and COCO-Caption[23]. To ensure natural and diverse speech data, we utilize a publicly available TTS system[24] that adjusts accent and speed, enriching linguistic variety and prosody.

Our contributions are as follows:

- We introduce SVLA, a unified multimodal assistant designed for end-to-end speech and text reasoning in visual understanding.
- We present a large-scale speech-text-vision dataset built from widely used multimodal and speech benchmarks, providing aligned text and speech annotations to enhance multimodal learning and facilitate speech-vision-language tasks in both textual and spoken formats.
- We propose Acoustic Speech-VQA Accuracy, a novel metric for evaluating spoken VQA responses without relying on ASR conversion, ensuring a more direct and unbiased assessment of speech-based reasoning.
- We establish a comprehensive evaluation framework that systematically benchmarks models across diverse input-output configurations.

2 Related Works

Below, we explore key advancements in integrating speech into multimodal LLMs, compare direct and instruction-based speech generation approaches, and examine evaluation metrics for speech in multimodal tasks.

Speech Multi-modal Large Language Models: Recent efforts have focused on integrating audio capabilities into LVLMs to enhance multimodal interactions. Early models supported only speech input, limiting their effectiveness in conversational AI [25, 26]. To address this, some approaches incorporated TTS for spoken responses [27, 11], but these pipelines introduce higher computational costs, inference latency, and limited contextual adaptation. OpenAI’s GPT-4o [28] overcomes these limitations by generating speech, enabling real-time, expressive interactions with preserved intonation and emotional cues. However, GPT-4o remains proprietary, prompting open-source efforts to replicate its multimodal capabilities. Models such as Next-GPT [13], Codi-1 [29], Codi-2 [30], UIO [31], and AnyGPT [12] have attempted vision-speech integration using pre-trained encoders. They mostly pay attend on spoken tasks as: Image Generation, Music Generation, Audio Captioning, Video Generation, ASR, and TTS . Yet, most remain limited to

IC and VQA within a TTT paradigm, lacking support for crucial speech-vision tasks such as TTS, STT, and STS. However, TMT [32] actually build a model to speak image captions, but is designed to translate between modalities one at a time, meaning it can handle one input modality at a time and then generate an output in another modality.

Speech-Text-Vision Datasets: While multimodal datasets like VQAv2 [14], LAION-600M [15], and Visual Genome [16] focus on text-vision alignment, they lack natural speech data, limiting their applicability to speech-vision reasoning. Some datasets incorporate audio-visual elements [33, 34, 35, 36], but audio is often restricted to environmental sounds or extracted speech, with questions presented in text. Speech-COCO [37] extends image captioning with speech annotations but remains small in scale and lacks diverse multimodal reasoning tasks. Moreover, existing datasets do not support seamless switching between speech and text, preventing models from dynamically adapting to user intent, such as generating spoken answers or textual captions based on instructions.

Direct vs. Instruction-Based Speech Generation:

Speech generation in multimodal AI follows two main approaches: direct speech generation and instruction-based speech generation. Direct models generate spoken responses end-to-end without intermediate text, while instruction-based models—such as ChatGPT-4o [10], AnyGPT, and Next-GPT [13, 29]—produce both text and speech simultaneously, with text guiding the spoken response. These models output structured text (e.g., "The answer is 'running'.") before generating speech, ensuring consistency but introducing redundancy and unnatural phrasing. While instruction-based generation aligns text and speech outputs, it is less suited for natural conversations. However, a systematic comparison between these approaches remains unexplored, leaving open questions about their effectiveness for context-aware spoken interactions in multimodal AI.

Speech-Based Evaluation Metrics for Multimodal Tasks:

Evaluating text output is straightforward using established metrics like BLEU [38], ROUGE [39], Accuracy, and CIDEr [40]. In contrast, speech evaluation is challenging due to its continuous nature, prosody, and pronunciation variations, which traditional text-based metrics cannot fully capture. A common approach transcribes speech using ASR before applying text metrics [12, 13], but ASR errors can introduce inconsistencies and bias evaluations. Pre-trained speech models like WavLM-TDNN [41] have been used to measure similarity in speech output tasks, but they do not account for reasoning quality or semantic correctness. This highlights the need for a dedicated evaluation metric to assessing spoken responses in multimodal reasoning tasks.

3 Data Generation

A variety of image-text datasets—such as COCO-caption [23], and LAION-COCO [15]—offer abundant and diverse visual and linguistic data. We leverage these resources to build a robust, multi-purpose dataset by pairing each image with its corresponding text and converting that text into speech using the Melon-TTS model [24]. To ensure the generated audio sounds natural, we vary both the speaking speed (ranging from 0.7 to 1.3) and the accents (British, American, Indian, and Australian). Additionally, all audio is standardized at a 16 kHz sampling rate, striking a good balance between quality and size, and maintaining consistent clarity across all recordings.

3.1 Pre-train dataset

Our pre-training strategy is designed to develop a unified speech-vision-text model capable of handling TTS, ASR, Image Captioning (IC), and VQA. The training data is divided into two key subsets: (1) text-speech data, sourced from LibriHeavy [17], comprising 8M audiobook-transcript pairs to enhance TTS expressiveness and ASR accuracy; and (2) vision-text-speech data, which integrates LAION-COCO [15] (8M image-text pairs) and Visual Genome (VG) [16] to improve the model’s ability to interpret and respond to visual queries. To ensure seamless modality switching, we incorporate instructional prompts such as “Answer this question in speech” or “Write down what you see in the image”. Figure 1 shows the token distribution across three modalities: Image, Text, and Speech¹. Additional details on pre-training are provided in Appendix A.

¹The number of text tokens is computed using Qwen-2.5-1.5B [42], while speech tokens are counted using SpeechTokenizer [43]. Image tokens are estimated at 256 tokens per image.

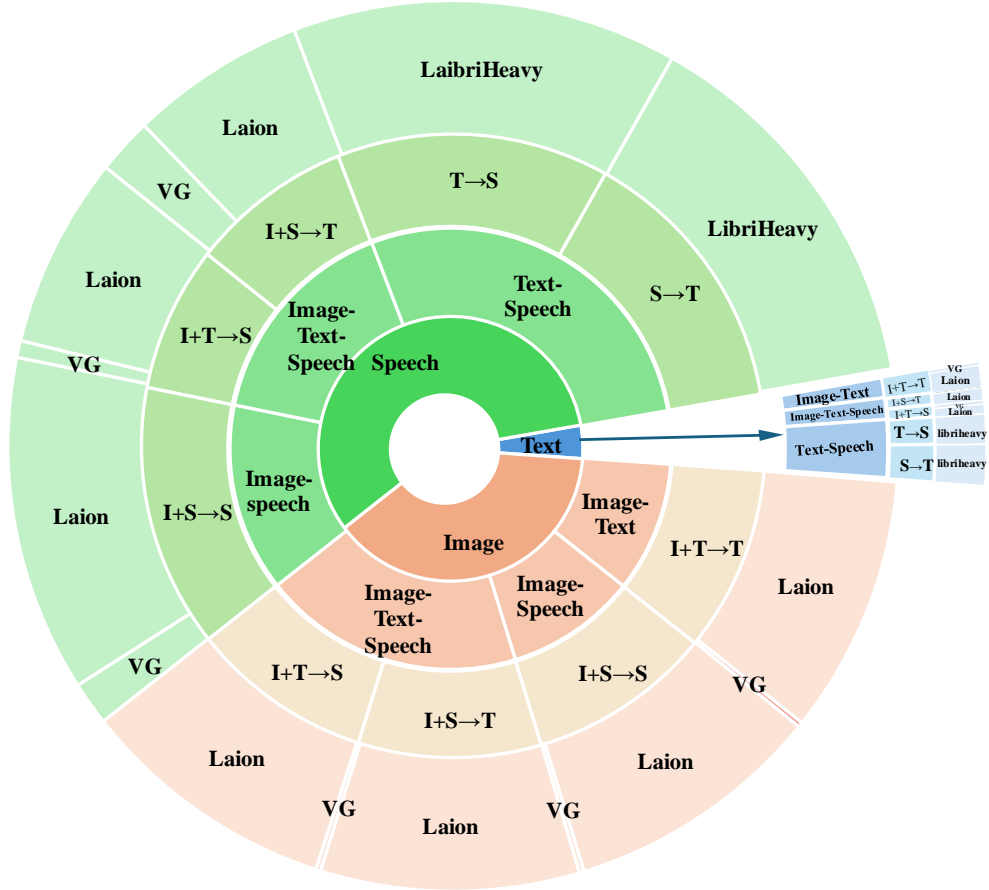


Figure 1: Pre-training data distribution across three modalities: Image, Text, and Speech.

3.2 Visual Instruction dataset

For supervised fine-tuning (SFT), we follow a similar structure but introduce multi-turn conversations to enhance coherence and context retention. The text-speech subset includes LibriSpeech [18] and CommandVoice [19] for diverse linguistic and command-based tasks. The vision-text-speech subset incorporates VQAv2, A-OKVQA [20], GQA [22], VizWiz [21], and COCO-Caption-2014, ensuring broad multimodal coverage. Unlike pre-training, SFT dialogues extend up to 4096 tokens, allowing the model to sustain long-form interactions. Modality-switching prompts guide the model’s transitions between speech, text, and vision tasks, ensuring flexible and adaptive multimodal reasoning. Further details on the SFT dataset can be found in Appendix A.

4 Model Architecture

Our architecture builds on LLaVA’s design [8] with additional components for speech processing. Our model integrates speech and vision inputs into an LLM, denoted as $f_\theta(x)$, where θ represents the model parameters. The overall network architecture is depicted in Figure 2.

4.1 Vision Encoder

Given an input image X_v , we employ a pretrained ViT-based vision encoder, such as CLIP[44], denoted as $g(\cdot)$, to extract high-level visual representations:

$$Z_v = g(X_v), \quad Z_v \in \mathbb{R}^{n_v \times d_v}. \quad (1)$$

Here, Z_v is obtained from the final layer of the vision encoder, where n_v is the number of image patches. Each visual token in Z_v has a feature dimension of d_v .

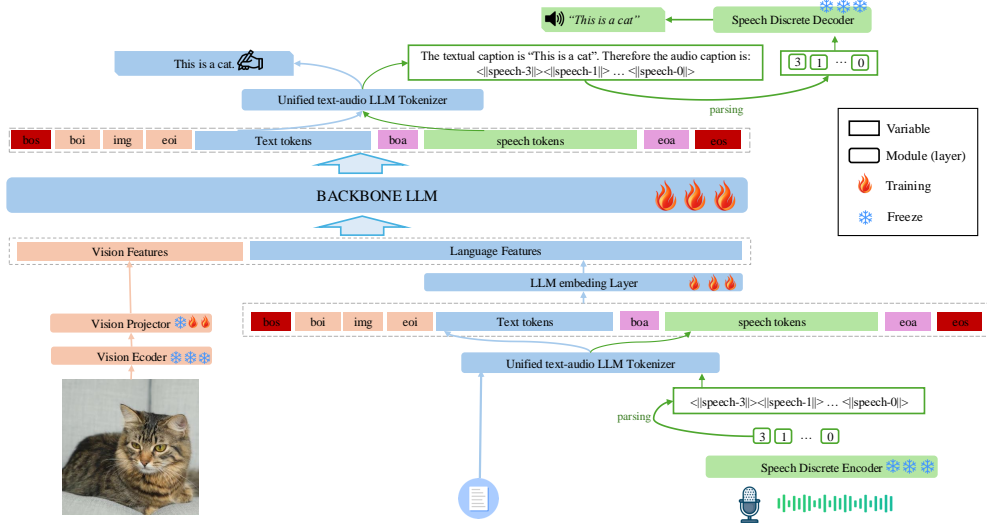


Figure 2: SVLA Architecture

Next, to align visual embeddings with the LLM’s word embedding space, we apply a learnable linear projection layer W_v :

$$H_v = W_v Z_v, \quad H_v \in \mathbb{R}^{n_v \times d_h}. \quad (2)$$

Here, H_v represents the projected visual tokens, now residing in the same dimensional space d_h as the LLM’s text embeddings, ensuring compatibility for multimodal fusion.

4.2 Speech Encoder and Tokenization

For speech input X_s , a pretrained speech encoder $s(\cdot)$ generates a sequence of discrete tokens:

$$Z_s = \{q_1, q_2, \dots, q_{T_s}\}, \quad q_i \in \{1, 2, \dots, d_s\},$$

where T_s is the number of tokens and d_s is the speech vocabulary size. Each token q_i is mapped to a text-like representation (e.g., $\langle\langle\text{speech}_i\rangle\rangle$) and added to the LLM’s vocabulary, enabling text and speech to be handled uniformly by the tokenizer.

4.3 Multimodal Fusion

Given textual tokens Z_t from input text X_t , discrete speech tokens Z_s , and visual embeddings H_v , we construct the multimodal token sequence:

$$X = [bos, boi, img, eoi, Z_t, boa, Z_s, eoa, eos], \quad X \in \mathbb{R}^n$$

where n is the initial token sequence length. Special tokens ($bos, boi, eoi, boa, eoa, eos$) explicitly mark the beginning and end of the sequence, image tokens, and audio tokens.

After embedding, we replace the placeholder embedding of the token img with the visual embeddings H_v :

$$E' = [E_{bos}, E_{boi}, H_v, E_{eoi}, E_{Z_t}, E_{boa}, E_{Z_s}, E_{eoa}, E_{eos}],$$

$E' \in \mathbb{R}^{n' \times d_h}$, where $n' = n_v + n - 1$. Finally, the backbone LLM processes E' to achieve multimodal understanding.

4.4 Speech Decoding

The multimodal LLM outputs a sequence of predicted tokens, from which the speech-related tokens Z'_s are extracted between the special tokens boa and eoa . A pretrained speech decoder $s^{-1}(\cdot)$ then transforms these discrete tokens back into speech waveforms:

$$X'_s = s^{-1}(Z'_s),$$

where Z'_s represents the predicted discrete speech token sequence, and X'_s is the resulting synthesized speech audio.

Table 1: Comparison of models on Image Captioning and VQA tasks. We evaluate Image Captioning on *COCO-Caption-2014*, *COCO-Caption-2017*, and *Flickr8k* datasets, while VQA performance is assessed on *VQAv2-val*, *OKVQA-test*, *GQA-test*, and *VizWiz* datasets. Modalities are denoted as I (Image), T (Text), and S (Speech). * indicates results on the test-dev set.

Model	Backbone	Input → Output	Image Captioning			VQA			
			COCO-2014-test	COCO-2017-test	Flickr8k	VQAv2-val	OKVQA-test	GQA-test	VizWiz
TMT [32]	-	I→T	108.7	-	79.7	-	-	-	-
TMT [32]	-	I→S	78.7	-	55.2	-	-	-	-
InstructBLIP [8]	Vicuna-7B [45]	I+T→T	-	102.2	82.2	-	33.9	-	33.4
LLaVA [8]	LLaMA-2-7B	I+T→T	-	-	82.7	-	-	-	-
LLaVA-1.5 [8]	Vicuna-7B [45]	I+T→T	-	-	-	78.5*	-	62.0	50.0
AnyGPT-7B [29]	LLaMA-2-7B	I+T→T	107.5	-	-	-	-	-	-
CoDi [46]	-	I+T→T	149.9	-	-	-	-	-	-
MIO-Ins [47]	Yi-6B-Base	I+T→T	120.4	-	-	65.5	39.9	-	53.5
Next-GPT-7B [13]	LLama-7B	I+T→T	158.3	124.9	84.5	66.7	52.1	-	48.4
SVLA-2B	Qwen-1.5B	I+T→T	120.0	117.8	61.4	68.7	45.4	53.3	57.7
	Qwen-1.5B	I+S→T	114.5	107.0	57.7	52.9	25.1	37.7	52.3
	Qwen-1.5B	I+T→S	2.0	2.2	1.7	4.0	4.0	3.7	0.0
	Qwen-1.5B	I+S→S	2.0	2.1	1.1	3.1	0.1	0.0	0.0
SVLA-2B-Text-Ins	Qwen-1.5B	I+T→T	120.2	117.0	67.7	69.7	47.4	52.7	58.0
	Qwen-1.5B	I+S→T	119.4	112.6	59.2	52.7	28.7	38.1	51.7
	Qwen-1.5B	I+T→S	56.7	49.36	23.4	37.5	11.6	29.6	29.8
	Qwen-1.5B	I+S→S	55.2	49.18	29.4	29.4	6.08	23.7	26.1

Table 2: Speech-Based Captioning and VQA Performance Comparison

Model	Input → Output	Image Captioning (Similarity)			VQA (Speech-VQA-Accuracy)			
		COCO-2014	COCO-2017	Flickr30k	VQAv2-val	OKVQA-test	GQA-test	VizWiz
SVLA-2B	I+T→S	79.7	85.3	74.8	26.9	43.4	33.5	37.7
	I+S→S	78.6	81.9	75.0	24.6	44.4	31.2	23.4
SVLA-2B-Text-Ins	I+T→S	89.3	89.0	89.1	51.7	69.6	59.7	49.5
	I+S→S	87.1	86.1	87.9	44.5	62.5	60.9	40.4

4.5 Text-Instruction Outputs

During the pre-train stages (can be found in Appendix A.2), the model generate text tokens and speech tokens directly. Similarly, during the SFT stage, the model generates responses directly in textual form. However, for speech output, we use a structured prompting system to guide the model in reasoning and generating coherent spoken responses. Unlike text generation, speech output introduces additional complexities, requiring structured guidance to ensure fluency, coherence, and semantic alignment. For ASR and TTS tasks, we use simple yet effective prompts to map between speech and text. ASR follows “*The transcript of the given speech is:*” to extract text, while TTS uses “*This is how your text sounds in speech:*” to generate speech. For speech-vision tasks, where the model must generate speech from visual inputs, we adopt an instruction-based speech generation approach. Here, textual captions and textual answers serve as intermediate reasoning steps to align the model’s understanding before producing spoken outputs. In image captioning, we explicitly structure the prompt as “*The textual caption is ‘caption’. Therefore, the audio caption is:*” followed by discrete speech tokens. This ensures that the speech output remains faithful to the structured textual representation. Similarly, for VQA tasks, we prompt the model with “*The textual answer is ‘answer’. Therefore, the audio answer is:*” before generating discrete speech tokens. This method enforces a structured reasoning process, ensuring that the model first forms a grounded textual response before converting it into speech.

5 Experiments

This section details our experimental setup, the metrics used to assess performance, and the results achieved.

5.1 Implementation Details

We use Qwen2.5-1.5B as our backbone LLM and train it with PyTorch. The vision encoder is CLIP-large-patch14-336 [44], which producing 256 total tokens for each image. Speech data is handled by the SpeechTokenizer[43], which encodes each 1-second segment of audio into 50 discrete tokens; when advanced speech fidelity is required,

SoundStorm-SpeechTokenizer² extends the same quantization principle to more nuanced tasks. The weights of these speech components are from AnyGPT[12]. More complementary details can be found in Appendix B.

5.2 Metrics

Text-Output tasks: For tasks where the model generates text outputs, we use Word Error Rate (WER) for ASR, CIDEr [40] for image captioning, and accuracy for VQA. These metrics provide a standardized evaluation framework for assessing performance across text-output tasks.

Speech-output tasks: We evaluate speech generation using two methods: We transcribe model-generated speech with Whisper Medium [48] and compare the resulting text to human references (as in text-output tasks). However, ASR models can exhibit biases that introduce transcription errors, thereby distorting the perceived quality of the generated speech. Therefore, we use WavLM-TDNN [41] to extract speech embeddings from both generated and reference speech and measure their similarity (e.g., via cosine similarity). This directly compares acoustic properties without relying on ASR. Apart from that, we propose a **Speech-Vqa-Accuracy** that incorporates the above similarity. Given a generated answer \hat{A} and N human-annotated references A_1, A_2, \dots, A_N , let the set of unique references be $\{U_1, U_2, \dots, U_n\}$ (where $n \leq N$). We compute the similarity $\text{sim}(\hat{A}, U_j)$ for each U_j , and choose the closest reference:

$$U_{\text{best}} = \arg \max_{U_j} \text{sim}(\hat{A}, U_j). \quad (3)$$

Let $\text{count}(U_{\text{best}})$ be the number of times U_{best} appears in the original N references. We define a weight:

$$W(U_{\text{best}}) = \begin{cases} 1, & \text{if } \text{count}(U_{\text{best}}) \geq 0.3N, \\ \frac{2}{3}, & \text{if } \text{count}(U_{\text{best}}) = 0.2N, \\ \frac{1}{3}, & \text{if } \text{count}(U_{\text{best}}) = 0.1N. \end{cases} \quad (4)$$

Finally, we define the *Speech-VQA Score*:

$$\text{Score}_{\text{VQA}} = I(\text{sim}(\hat{A}, U_{\text{best}}) \geq \tau) \cdot W(U_{\text{best}}), \quad (5)$$

where τ is a similarity threshold, and $I(\cdot)$ is an indicator function that is 1 if the condition is true, and 0 otherwise. In this paper, we set τ to 0.7 based on empirical observations that this threshold best balances precision and recall, effectively distinguishing perceptually similar speech segments from dissimilar ones.

5.3 Results

Table 3: Performance of Text-Speech Tasks. We evaluate ASR on LibriSpeech [18] *test-clean* and TTS on VCTK [49]

Model	Backbone	ASR	TTS	
		LibriSpeech WER	WER	VCTK Similarity
Human-level	-	5.8	1.9	0.93
Wav2vec 2.0 [38]	-	2.7	-	-
Whisper Large V2 [48]	-	2.7	-	-
VALL-E [50]	-	-	7.9	0.75
VILA [51]	Mixtral 8x7B [52]	8.1	-	-
AnyGPT-7B	LLaMA-2-7B	8.5	8.5	0.77
MIO-Ins [47]	Yi-6B-Base [53]	10.3	4.2	-
SVLA-2B	Qwen-1.5B	10.2	21.7	0.69
SVLA-2B-Text-Ins	Qwen-1.5B	9.2	11.2	0.74

Text-Speech Performance: From Table 3, SVLA-2B-Text-Ins outperforms its direct-speech counterpart, SVLA-2B, on both ASR and TTS tasks. By prompting the model with structured text (as “*This is the transcript:*” and “*This is how the text sounds:*”), it reduces ASR WER from 10.2 to 9.2 and TTS WER from 21.7 to 11.2, and increases similarity from 0.63 to 0.74. Although both models still lag behind specialized ASR systems like Whisper Large V2 and Wav2vec 2.0 (each with WER 2.7), SVLA-2B-Text-Ins is competitive with the larger AnyGPT-8B (ASR WER 8.5, TTS WER 8.5, similarity 0.77). Direct speech generation (SVLA-2B) avoids verbose prompts but can sacrifice clarity, whereas instruction-based speech generation (SVLA-2B-Text-Ins) leverages explicit textual guides to improve transcription and synthesis accuracy, demonstrating the trade-off between naturalness and performance.

²<https://github.com/ZhangXInFD/soundstorm-speechtokenizer>

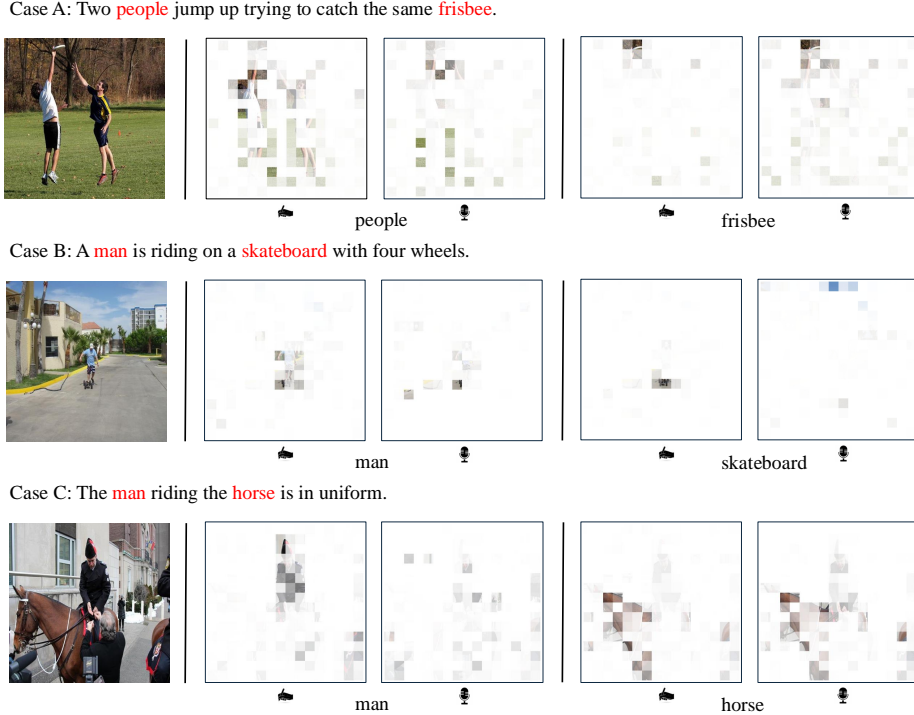


Figure 3: Visualization of the model’s attention maps when aligning image features with text (and/or spoken) queries.

Image Captioning Performance: From Table 1, instruction tuning in SVLA-2B-Text-Ins has minimal impact on text-only performance, evidenced by near-identical CIDEr scores on COCO-2014 (120.0 vs. 120.2) relative to the non-instruction version, SVLA-2B. However, when generating spoken captions, SVLA-2B scores close to zero, whereas SVLA-2B-Text-Ins jumps to around 56—an improvement driven by structured prompts (*as “The textual caption is . . . Therefore, the audio caption is: . . .”*) that significantly boost speech accuracy. This advantage is also clear in acoustic similarity metrics: on COCO-2014, SVLA-2B achieves 79.7, while SVLA-2B-Text-Ins rises to 89.3, reflecting more faithful speech outputs (Table 2). While TMT attains an even higher speech-only result (78.7 of CIDEr scores on COCO) by treating each modality as a separate “language”, it handles only one input modality at once and thus lacks a unified approach to image+text or image+speech inputs. Moreover, Next-GPT-7B surpasses SVLA-2B in text tasks (158.3 vs. 120 CIDEr) but does so at a larger 7B scale, while SVLA-2B (Qwen2.5-1.5B) maintains parameter efficiency and handles both text and speech.

VQA Performance: In Table 1 shows that SVLA-2B-Text-Ins stands out in the I+T \rightarrow T VQA task by delivering competitive performance despite utilizing a much smaller Qwen-1.5B backbone compared to the 7B-sized alternatives. While models like LLaVA-1.5 and Next-GPT-7B achieve strong scores on benchmarks such as VQAv2, OKVQA, and GQA, our SVLA-2B-Text-Ins variant demonstrates impressive results with a VQAv2 score of 69.7 and a VizWiz accuracy of 58.0, rivaling or even surpassing larger models. On the other hand, the model shows a significant drop—by approximately 20% in OKVQA and GQA—when evaluated on the I+S \rightarrow T VQA task, indicating that the model performs better when the question is provided in text form. Notably, similar to the image captioning task, the instructive output strategy does not substantially impact performance in text-output VQA tasks, as the accuracy difference between non-instruct and instruct configurations is minimal.

The performance of speech outputs is generally worse than that of text outputs by roughly 15–20% on VQA tasks. In the ASR-based evaluation (Table 1), the SVLA-2B-Text-Ins model operating in the I+T \rightarrow S configuration achieves a VQAv2 score of 37% and an OKVQA score of 11.6% , compared to 29.4% and 6.08% , respectively, in the I+S \rightarrow S configuration. This discrepancy indicates that integrating a text input—as opposed to directly processing speech—preserves richer semantic details. The acoustic Speech-VQA accuracy evaluation further highlights this benefit, with the SVLA-2B-Text-Ins model recording a VQAv2 accuracy of 51.7% and an OKVQA accuracy of 69.6% in I+T \rightarrow S, versus 44.5% and 62.5% in I+S \rightarrow S. These improvements are likely due to the structured intermediate text-generation stage, which reduces the ambiguity inherent in raw speech processing and results in more semantically faithful responses for complex VQA tasks.

5.4 Ablation

Where does the model look to the image when writing and speaking: To investigate how the model allocates visual attention during text and speech generation, we visualize the attention patches corresponding to specific words in both modalities in Figure 3. In these examples, the text yields more focused attention than the speech. In Case A, text attention precisely highlights both individuals for “people” and localizes the “frisbee”, while speech attention is more diffused. In Case B, text cleanly isolates the rider for “man” and the wheels for “skateboard”, whereas speech spreads across a wider area. In Case C, text remains sharply concentrated on the rider for “man” and the animal for “horse”, but speech again shows broader contextual focus. This precision in text helps achieve better performance in visual tasks, as it zeroes in on the exact objects needed for accurate descriptions.

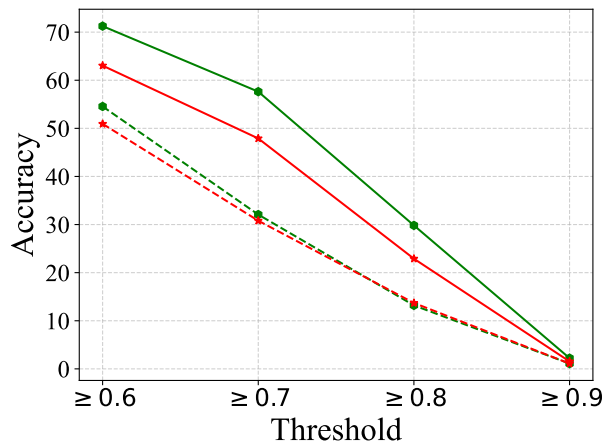


Figure 4: Impact of Similarity Threshold on acoustic Speech-VQA Accuracy.

Effect of Similarity Threshold on Speech-based VQA In Figure 4, we examine how different similarity thresholds (0.6 to 0.9) affect speech-based VQA accuracy. As the threshold increases, all models exhibit a sharp decline in accuracy, underscoring the sensitivity of speech-based metrics to acoustic matching. Notably, instruction-tuned models consistently outperform their non-instruction-tuned counterparts across all thresholds, suggesting that structured guidance improves both the semantic and acoustic quality of the generated speech. This result also highlights the importance of threshold selection: a higher threshold imposes stricter acoustic requirements, potentially penalizing answers that are semantically correct yet acoustically divergent from the references.

Does Text Guidance Make Speech Smarter? According to Figure 5, SVLA-2B-Text-Ins generates more structured and coherent speech than SVLA-2B, enhancing semantic alignment and reasoning. By first generating a structured textual response, the model ensures that speech output follows a well-defined linguistic structure. This intermediate step helps maintain consistency, reduces ambiguity, and improves multimodal alignment, leading to clearer and more contextually relevant spoken responses. In contrast, SVLA-2B, which generates speech directly, tends to produce more random and less structured outputs due to the absence of textual guidance. This approach increases the likelihood of semantic misinterpretation, prosody misalignment, and overall incoherence.

The Limits of ASR-Based Evaluation: ASR-based evaluation falls short in assessing speech quality because it misinterprets minor phonetic variations as errors, even when the spoken response is nearly correct. As seen in Figure 5a, the model’s speech output closely follows the intended text, yet ASR misrecognizes words like “camera” as “camaral” and “kimeroh” or “tan” as “tanh”. These small differences, though perceptually acceptable, lead to unfair penalization since ASR focuses on exact text matching rather than acoustic similarity. This limitation reveals the need for an evaluation method that directly measures speech waveform similarity rather than relying on error-prone transcription.

6 Conclusion

In this work, we introduce SVLA, a unified Speech-Text-Vision Assistant capable of handling both language tasks (ASR, TTS) and vision-language reasoning tasks (image captioning, VQA). To support the community in building

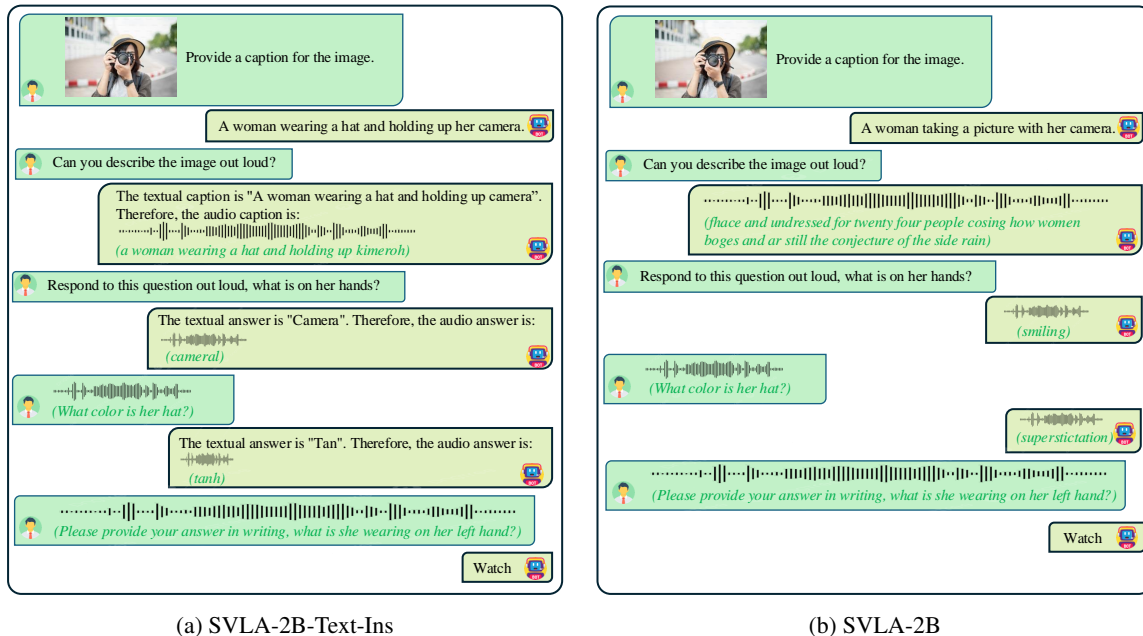


Figure 5: Comparison of SVLA-2B-Text-Ins and SVLA-2B in Multimodal Image Captioning and VQA Responses.

similar models, we also release a large-scale tri-modal dataset encompassing speech, text, and vision. Additionally, we analyze two settings for speech generation: directly producing spoken output and using a text prompt to guide speech synthesis. We further propose Speech-VQA-Accuracy, a new metric based on acoustic similarity for evaluating spoken VQA responses. Our experiments show that while the model performs better with text outputs, speech outputs benefit from an instructive text prompt, yielding more coherent.

Our study has several limitations. First, the speech data in our dataset is generated using a TTS model, which may lack the natural emotional and prosodic variations found in real human speech. Second, our architecture relies on a straightforward concatenation-based fusion, whereas more sophisticated approaches—such as Q-Former [7] or Perceiver Resampler [9]—could potentially yield better performance. Finally, due to resource constraints, we build on Qwen2.5-1.5B, which limits the model’s capacity. We hypothesize that employing a larger backbone would further enhance speech-related capabilities.

References

- [1] Hugo Touvron, Louis Martin, Kevin Stone, Peter Albert, Amjad Almahairi, Yasmine Babaei, Nikolay Bashlykov, Soumya Batra, Prajjwal Bhargava, Shruiti Bhosale, et al. Llama 2: Open foundation and fine-tuned chat models. *arXiv preprint arXiv:2307.09288*, 2023. 1
- [2] OpenAI. Chatgpt. OpenAI API, 2021. Accessed: [13/17/2023]. 1
- [3] Zheng Cai, Maosong Cao, Haojiong Chen, Kai Chen, Keyu Chen, Xin Chen, Xun Chen, Zehui Chen, Zhi Chen, Pei Chu, et al. Internlm2 technical report. *arXiv preprint arXiv:2403.17297*, 2024. 1
- [4] Jinze Bai, Shuai Bai, Yunfei Chu, Zeyu Cui, Kai Dang, Xiaodong Deng, Yang Fan, Wenbin Ge, Yu Han, Fei Huang, et al. Qwen technical report. *arXiv preprint arXiv:2309.16609*, 2023. 1
- [5] OpenAI. Chatgpt4. OpenAI API, 2023. Accessed: [13/17/2023]. 1
- [6] Gemini Team, Rohan Anil, Sebastian Borgeaud, Jean-Baptiste Alayrac, Jiahui Yu, Radu Soricut, Johan Schalkwyk, Andrew M Dai, Anja Hauth, Katie Millican, et al. Gemini: a family of highly capable multimodal models. *arXiv preprint arXiv:2312.11805*, 2023. 1
- [7] Junnan Li, Dongxu Li, Silvio Savarese, and Steven Hoi. Blip-2: Bootstrapping language-image pre-training with frozen image encoders and large language models. In *International conference on machine learning*, pages 19730–19742. PMLR, 2023. 1, 10
- [8] Haotian Liu, Chunyuan Li, Qingyang Wu, and Yong Jae Lee. Visual instruction tuning. *Advances in neural information processing systems*, 36, 2024. 1, 4, 6

- [9] Jean-Baptiste Alayrac, Jeff Donahue, Pauline Luc, Antoine Miech, Iain Barr, Yana Hasson, Karel Lenc, Arthur Mensch, Katie Millican, Malcolm Reynolds, et al. Flamingo: a visual language model for few-shot learning. *arXiv preprint arXiv:2204.14198*, 2022. 1, 10
- [10] OpenAI. Gpt-4o. 2024. 1, 3
- [11] Abhimanyu Dubey, Abhinav Jauhri, Abhinav Pandey, Abhishek Kadian, Ahmad Al-Dahle, Aiesha Letman, Akhil Mathur, Alan Schelten, Amy Yang, Angela Fan, et al. The llama 3 herd of models. *arXiv preprint arXiv:2407.21783*, 2024. 1, 2
- [12] Jun Zhan, Junqi Dai, Jiasheng Ye, Yunhua Zhou, Dong Zhang, Zhigeng Liu, Xin Zhang, Ruibin Yuan, Ge Zhang, Linyang Li, et al. Anygpt: Unified multimodal llm with discrete sequence modeling. *arXiv preprint arXiv:2402.12226*, 2024. 1, 2, 3, 7
- [13] Shengqiong Wu, Hao Fei, Leigang Qu, Wei Ji, and Tat-Seng Chua. Next-gpt: Any-to-any multimodal llm. In *Forty-first International Conference on Machine Learning*, 2024. 1, 2, 3, 6
- [14] Yash Goyal, Tejas Khot, Douglas Summers-Stay, Dhruv Batra, and Devi Parikh. Making the v in vqa matter: Elevating the role of image understanding in visual question answering. In *Proceedings of the IEEE conference on computer vision and pattern recognition*, pages 6904–6913, 2017. 2, 3
- [15] Christoph Schuhmann, Andreas Köpf, Theo Coombes, Richard Vencu, Benjamin Trom, and Romain Beaumont. Laion coco: 600m synthetic captions from laion2b-en. <https://laion.ai/blog/laion-coco/>, 2022. 2, 3
- [16] Ranjay Krishna, Yuke Zhu, Oliver Groth, Justin Johnson, Kenji Hata, Joshua Kravitz, Stephanie Chen, Yannis Kalantidis, Li-Jia Li, David A. Shamma, Michael S. Bernstein, and Li Fei-Fei. Visual genome: Connecting language and vision using crowdsourced dense image annotations. *CoRR*, abs/1602.07332, 2016. 2, 3
- [17] Wei Kang, Xiaoyu Yang, Zengwei Yao, Fangjun Kuang, Yifan Yang, Liyong Guo, Long Lin, and Daniel Povey. Libriheavy: A 50,000 hours asr corpus with punctuation casing and context. In *ICASSP 2024-2024 IEEE International Conference on Acoustics, Speech and Signal Processing (ICASSP)*, pages 10991–10995. IEEE, 2024. 2, 3
- [18] Vassil Panayotov, Guoguo Chen, Daniel Povey, and Sanjeev Khudanpur. Librispeech: an asr corpus based on public domain audio books. In *2015 IEEE international conference on acoustics, speech and signal processing (ICASSP)*, pages 5206–5210. IEEE, 2015. 2, 4, 7
- [19] Rosana Ardila, Megan Branson, Kelly Davis, Michael Henretty, Michael Kohler, Josh Meyer, Reuben Morais, Lindsay Saunders, Francis M Tyers, and Gregor Weber. Common voice: A massively-multilingual speech corpus. *arXiv preprint arXiv:1912.06670*, 2019. 2, 4
- [20] Dustin Schwenk, Apoorv Khandelwal, Christopher Clark, Kenneth Marino, and Roozbeh Mottaghi. A-okvqa: A benchmark for visual question answering using world knowledge. In *Computer Vision—ECCV 2022: 17th European Conference, Tel Aviv, Israel, October 23–27, 2022, Proceedings, Part VIII*, pages 146–162. Springer, 2022. 2, 4
- [21] Danna Gurari, Qing Li, Abigale J Stangl, Anhong Guo, Chi Lin, Kristen Grauman, Jiebo Luo, and Jeffrey P Bigham. Vizwiz grand challenge: Answering visual questions from blind people. In *Proceedings of the IEEE conference on computer vision and pattern recognition*, pages 3608–3617, 2018. 2, 4
- [22] Drew A Hudson and Christopher D Manning. Gqa: A new dataset for real-world visual reasoning and compositional question answering. In *Proceedings of the IEEE/CVF conference on computer vision and pattern recognition*, pages 6700–6709, 2019. 2, 4
- [23] Tsung-Yi Lin, Michael Maire, Serge Belongie, James Hays, Pietro Perona, Deva Ramanan, Piotr Dollár, and C Lawrence Zitnick. Microsoft coco: Common objects in context. In *European conference on computer vision*, pages 740–755. Springer, 2014. 2, 3
- [24] Wenliang Zhao, Xumin Yu, and Zengyi Qin. Melotts: High-quality multi-lingual multi-accent text-to-speech, 2023. 2, 3
- [25] Yunfei Chu, Jin Xu, Xiaohuan Zhou, Qian Yang, Shiliang Zhang, Zhijie Yan, Chang Zhou, and Jingren Zhou. Qwen-audio: Advancing universal audio understanding via unified large-scale audio-language models. *arXiv preprint arXiv:2311.07919*, 2023. 2
- [26] Zhihao Du, Jiaming Wang, Qian Chen, Yunfei Chu, Zhifu Gao, Zerui Li, Kai Hu, Xiaohuan Zhou, Jin Xu, Ziyang Ma, et al. Lauragpt: Listen, attend, understand, and regenerate audio with gpt. *arXiv preprint arXiv:2310.04673*, 2023. 2
- [27] OpenAI. Gpt-4 technical report, 2023. 2
- [28] OpenAI. Hello gpt-4o. OpenAI API, 2024. Accessed: [02/28/2025]. 2

- [29] Zineng Tang, Ziyi Yang, Chenguang Zhu, Michael Zeng, and Mohit Bansal. Any-to-any generation via composable diffusion. *Advances in Neural Information Processing Systems*, 36:16083–16099, 2023. 2, 3, 6
- [30] Zineng Tang, Ziyi Yang, Mahmoud Khademi, Yang Liu, Chenguang Zhu, and Mohit Bansal. Codi-2: In-context interleaved and interactive any-to-any generation. In *Proceedings of the IEEE/CVF Conference on Computer Vision and Pattern Recognition*, pages 27425–27434, 2024. 2
- [31] Jiasen Lu, Christopher Clark, Sangho Lee, Zichen Zhang, Savya Khosla, Ryan Marten, Derek Hoiem, and Aniruddha Kembhavi. Unified-io 2: Scaling autoregressive multimodal models with vision language audio and action. In *Proceedings of the IEEE/CVF Conference on Computer Vision and Pattern Recognition*, pages 26439–26455, 2024. 2
- [32] Minsu Kim, Jee-weon Jung, Hyeongseop Rha, Soumi Maiti, Siddhant Arora, Xuankai Chang, Shinji Watanabe, and Yong Man Ro. Tmt: Tri-modal translation between speech, image, and text by processing different modalities as different languages. *arXiv preprint arXiv:2402.16021*, 2024. 3, 6
- [33] Pinci Yang, Xin Wang, Xuguang Duan, Hong Chen, Runze Hou, Cong Jin, and Wenwu Zhu. Avqa: A dataset for audio-visual question answering on videos. In *Proceedings of the 30th ACM international conference on multimedia*, pages 3480–3491, 2022. 3
- [34] Guangyao Li, Yake Wei, Yapeng Tian, Chenliang Xu, Ji-Rong Wen, and Di Hu. Learning to answer questions in dynamic audio-visual scenarios. In *Proceedings of the IEEE/CVF Conference on Computer Vision and Pattern Recognition*, pages 19108–19118, 2022. 3
- [35] Santiago Castro, Mahmoud Azab, Jonathan Stroud, Cristina Noujaim, Ruoyao Wang, Jia Deng, and Rada Mihalcea. Lifeqa: A real-life dataset for video question answering. In *Proceedings of the Twelfth Language Resources and Evaluation Conference*, pages 4352–4358, 2020. 3
- [36] Heeseung Yun, Youngjae Yu, Wonsuk Yang, Kangil Lee, and Gunhee Kim. Pano-avqa: Grounded audio-visual question answering on 360deg videos. In *Proceedings of the IEEE/CVF International Conference on Computer Vision*, pages 2031–2041, 2021. 3
- [37] William Havard, Laurent Besacier, and Olivier Rosac. Speech-coco: 600k visually grounded spoken captions aligned to mscoco data set. *arXiv preprint arXiv:1707.08435*, 2017. 3
- [38] Kishore Papineni, Salim Roukos, Todd Ward, and Wei-Jing Zhu. Bleu: a method for automatic evaluation of machine translation. In *Proceedings of the 40th annual meeting of the Association for Computational Linguistics*, pages 311–318, 2002. 3, 7
- [39] Chin-Yew Lin. Rouge: A package for automatic evaluation of summaries. In *Text summarization branches out*, pages 74–81, 2004. 3
- [40] Ramakrishna Vedantam, C Lawrence Zitnick, and Devi Parikh. Cider: Consensus-based image description evaluation. In *Proceedings of the IEEE conference on computer vision and pattern recognition*, pages 4566–4575, 2015. 3, 7
- [41] Sanyuan Chen, Chengyi Wang, Zhengyang Chen, Yu Wu, Shujie Liu, Zhuo Chen, Jinyu Li, Naoyuki Kanda, Takuya Yoshioka, Xiong Xiao, et al. Wavlm: Large-scale self-supervised pre-training for full stack speech processing. *IEEE Journal of Selected Topics in Signal Processing*, 16(6):1505–1518, 2022. 3, 7
- [42] An Yang, Baosong Yang, Beichen Zhang, Binyuan Hui, Bo Zheng, Bowen Yu, Chengyuan Li, Dayiheng Liu, Fei Huang, Haoran Wei, et al. Qwen2. 5 technical report. *arXiv preprint arXiv:2412.15115*, 2024. 3
- [43] Xin Zhang, Dong Zhang, Shimin Li, Yaqian Zhou, and Xipeng Qiu. Spechtokenizer: Unified speech tokenizer for speech large language models. *arXiv preprint arXiv:2308.16692*, 2023. 3, 6
- [44] Alec Radford, Jong Wook Kim, Chris Hallacy, Aditya Ramesh, Gabriel Goh, Sandhini Agarwal, Girish Sastry, Amanda Askell, Pamela Mishkin, Jack Clark, et al. Learning transferable visual models from natural language supervision. In *International conference on machine learning*, pages 8748–8763. PMLR, 2021. 4, 6
- [45] Lianmin Zheng, Wei-Lin Chiang, Ying Sheng, Siyuan Zhuang, Zhanghao Wu, Yonghao Zhuang, Zi Lin, Zhuohan Li, Dacheng Li, Eric Xing, et al. Judging llm-as-a-judge with mt-bench and chatbot arena. *Advances in Neural Information Processing Systems*, 36:46595–46623, 2023. 6
- [46] Zineng Tang, Ziyi Yang, Chenguang Zhu, Michael Zeng, and Mohit Bansal. Any-to-any generation via composable diffusion. In *Thirty-seventh Conference on Neural Information Processing Systems*, 2023. 6
- [47] Zekun Wang, King Zhu, Chunpu Xu, Wangchunshu Zhou, Jiaheng Liu, Yibo Zhang, Jiashuo Wang, Ning Shi, Siyu Li, Yizhi Li, et al. Mio: A foundation model on multimodal tokens. *arXiv preprint arXiv:2409.17692*, 2024. 6, 7

- [48] Alec Radford, Jong Wook Kim, Tao Xu, Greg Brockman, Christine McLeavey, and Ilya Sutskever. Robust speech recognition via large-scale weak supervision. In *International conference on machine learning*, pages 28492–28518. PMLR, 2023. 7
- [49] Christophe Veaux, Junichi Yamagishi, and Kirsten MacDonald. Cstr vctk corpus: English multi-speaker corpus for cstr voice cloning toolkit. 2017. 7
- [50] Chengyi Wang, Sanyuan Chen, Yu Wu, Ziqiang Zhang, Long Zhou, Shujie Liu, Zhuo Chen, Yanqing Liu, Huaming Wang, Jinyu Li, et al. Neural codec language models are zero-shot text to speech synthesizers. *arXiv preprint arXiv:2301.02111*, 2023. 7
- [51] Chaoyou Fu, Haojia Lin, Zuwei Long, Yunhang Shen, Meng Zhao, Yifan Zhang, Shaoqi Dong, Xiong Wang, Di Yin, Long Ma, et al. Vita: Towards open-source interactive omni multimodal llm. *arXiv preprint arXiv:2408.05211*, 2024. 7
- [52] Albert Q Jiang, Alexandre Sablayrolles, Antoine Roux, Arthur Mensch, Blanche Savary, Chris Bamford, Devendra Singh Chaplot, Diego de las Casas, Emma Bou Hanna, Florian Bressand, et al. Mixtral of experts. *arXiv preprint arXiv:2401.04088*, 2024. 7
- [53] 01. AI, :, Alex Young, Bei Chen, Chao Li, Chengen Huang, Ge Zhang, Guanwei Zhang, Heng Li, Jiangcheng Zhu, Jianqun Chen, Jing Chang, Kaidong Yu, Peng Liu, Qiang Liu, Shawn Yue, Senbin Yang, Shiming Yang, Tao Yu, Wen Xie, Wenhao Huang, Xiaohui Hu, Xiaoyi Ren, Xinyao Niu, Pengcheng Nie, Yuchi Xu, Yudong Liu, Yue Wang, Yuxuan Cai, Zhenyu Gu, Zhiyuan Liu, and Zonghong Dai. Yi: Open foundation models by 01.ai, 2024. 7

A Training

A.1 Data Generation

Dataset	Task	No. Sample	Image	Text Tokens	Speech Tokens	Speech Duration (s)	Speech Duration (h)
Pretrain Dataset - Stage 1							
<i>Text-Speech tasks</i>							
Libriheavy	TTS	1.0M	0	56.7M	730M	14.6M	4.1K
	ASR	1.0M	0	60.0M	736M	14.7M	4.1K
Total	-	2.0M	0	1.5M	7.4B	29.3M	8.2K
Pretrain Dataset - Stage 2							
<i>Text-Speech tasks</i>							
Libriheavy	TTS	3.0M	0	151.6M	2.2B	44.2M	12.3K
	ASR	3.0M	0	207.6M	2.2B	44.4M	12.3K
<i>Image-Text-Speech tasks</i>							
Laion	IC-TTT	5.8M	5.8M	111.1M	0	0	0
	IC-TTS	5.8M		48.4M	1.1B	22.0M	6.1K
	IC-STT	5.8M		63.1M	1.0B	20.2M	5.6K
	IC-STS	5.8M		0	1.9B	38.6M	10.7K
VG	VQA-TTT	1.3M	108K	12.1M	0	0	0
	VQA-TTS	1.3M		19.1M	97.0M	1.9M	538
	VQA-STT	1.3M		2.9M	321.0M	6.4M	1.8K
	VQA-STS	1.3M		0	249.6M	182.4M	1.4K
Total	-	34.3M	23.5M	615.9M	9.1B	182.8M	50.8K

Table 1: Statistics of the pretraining dataset

Dataset	Task	No. Sample	Image	Text Tokens	Speech Tokens	Speech Duration (s)	Speech Duration (h)
<i>Text-Speech tasks</i>							
Librispeech	ASR	150K	0	5.4M	89.2M	1.8M	496.0
CommandVoice	TTS	388K	0	4.8M	101.8M	2.0M	559.3
<i>Image-Text-Speech tasks</i>							
VQA	VQA-TTT	84K	83K	4.7M	0	0	0
	VQA-TTS	42K		3.0M	13M	260K	72
	VQA-STT	42K		282K	46.1M	921K	256
	VQA-STS	84K		0	86.0M	17.2M	476
A-OKVQA	VQA-TTT	50K	50K	520.0K	0	0	0
	VQA-TTS	25K		333K	1.4M	28K	8
	VQA-STT	25K		31K	5M	102K	28
	VQA-STS	50K		0	9.5M	190K	53
GQA	VQA-TTT	72K	72K	11.5M	0	0	0
	VQA-TTS	36K		6.7M	26.8M	536K	149
	VQA-STT	36K		528.5K	100.5M	2.0M	558
	VQA-STS	72K		0	168.0M	3.4M	933
VizWiz	VQA-TTT	20K	20K	780.5K	0	0	0
	VQA-TTS	10K		413K	883K	17.7K	5
	VQA-STT	10K		28.8K	5.7M	114.0K	31.7
	VQA-STS	20K		0	11.5M	230.7K	64.1
COCO-Caption-2014	IC-TTT	414K	83K	107.0M	0	0	0
	IC-TTS	212K		3.3M	39.4M	789K	219
	IC-STT	212K		2.4M	51.3M	1M	285
	IC-STS	414K		0	163.7M	3.3M	909
Total	-	2.5M	308K	152M	920M	33.9M	5102

Table 2: Statistics of the SFT dataset

Table 1 provides a detailed breakdown of the pretraining dataset, categorized into two stages: Stage 1, which consists solely of text-speech tasks, and Stage 2, which expands to include image-text-speech tasks. In Stage 1, the dataset comprises 2.0M samples from the Libriheavy corpus for TTS and ASR tasks, yielding a total of 1.5M text tokens, 7.4B speech tokens, and approximately 8.2K hours of speech. Stage 2 significantly scales up the dataset, incorporating Libriheavy (6M samples) alongside multimodal datasets such as Laion and VG, covering image-captioning (IC) and VQA tasks in both text and speech modalities. The total dataset spans 34.3M samples, 615.9M text tokens, 9.1B speech tokens, and 50.8K hours of speech, making it one of the most extensive speech-text-vision corpora for multi-modal learning. Notably, the dataset supports a diverse set of multimodal tasks, including IC-TTT, IC-TTS, IC-STT, IC-STS, VQA-TTT, VQA-TTS, VQA-STT, and VQA-STS, ensuring broad coverage across different input-output combinations.

ASR (Automatic Speech Recognition) Prompts:

- “Please convert this audio to text: ”
- “Transcribe the following audio file, please: ”
- “Can you convert this speech to text? ”
- “Generate text from this audio recording: ”
- “Please write out what’s being said in this audio: ”
- “Turn this voice recording into text, please: ”
- “Please create a transcript of this audio: ”
- “Can you transcribe this audio? ”
- “Convert this spoken content into written text: ”
- “Please extract text from this speech: ”
- “Transcribe the spoken words in this audio file: ”
- “Create a written version of this audio: ”
- “Convert the spoken words to text: ”
- “Please generate a transcript from this recording: ”
- “Transform the audio into a text document: ”

Example Usage:

```
"Please convert this audio to text: <speech_start>{speech_tokens}<speech_end>"
```

Figure 1: Prompts for ASR Tasks.

Table 2 presents the SFT dataset, covering both text-speech and image-text-speech tasks. The dataset includes 2.5M samples, with 308K image samples, 152M text tokens, and 920M speech tokens, totaling 33.9M seconds (5102 hours) of speech data. The text-speech tasks include 150K ASR samples from Librispeech and 388K TTS samples from CommandVoice, contributing 496 and 559 hours of speech, respectively. In the image-text-speech tasks, various VQA datasets (VQA, A-OKVQA, GQA, VizWiz) and COCO-Caption-2014 support text-based (VQA-TTT, IC-TTT), text-to-speech (VQA-TTS, IC-TTS), speech-to-text (VQA-STT, IC-STT), and speech-to-speech (VQA-STS, IC-STS) tasks. The dataset is diverse and well-balanced, ensuring broad multimodal coverage for fine-tuning models on speech, text, and vision-related tasks. Figure 1, Figure 2, Figure 3, and Figure 4 show the prompts of tasks used to train the models.

A.2 Training Strategy

Our model is trained in three sequential phases, progressively increasing multimodal complexity to enhance stability, efficiency, and modality integration.

Stage 1 - Text-Speech Pre-Training The model learns text-speech alignment through ASR and TTS on large-scale paired datasets, establishing a strong linguistic foundation before incorporating vision.

Stage 2 - Vision-Text-Speech Pre-Training Training expands to include vision-based tasks like VQA and image captioning alongside ASR and TTS, enabling the model to unify vision, text, and speech representations.

Stage 3 - Supervised Fine-Tuning The model is refined through supervised fine-tuning on benchmark-aligned datasets, focusing on multi-turn conversations, history retention, and multimodal reasoning.

TTS (Text-to-Speech) Prompts:

- “Please convert this text to speech: ”
- “Turn this text into audio, please: ”
- “Generate speech from this text: ”
- “Please speak out this text: ”
- “Convert these words to speech, please: ”
- “Please make an audio version of this text: ”
- “Can you read this text aloud: ”
- “Transform this text into speech: ”
- “Please give a voice to this text: ”
- “Read out this text, please: ”
- “Create a spoken version of this text: ”
- “Convert the written text to speech: ”
- “Turn the following words into sound: ”
- “Provide an audio rendition of this text: ”
- “Generate an audio file of these words: ”

Example Usage:

```
"Turn this text into audio: {transcript}"
```

Figure 2: Prompts for TTS Tasks.

Captioning Prompts:**IC_TTT (Text-to-Text) and Caption_STG (Speech-to-Speech):**

- “What do you see in the image?”
- “Explain what is shown in the picture.”
- “Provide a caption for the image.”
- “Describe the objects or people in the image.”
- “Tell what is happening in the picture.”
- “Explain the scene in the image.”
- “Describe the setting of the image.”
- “List the elements in the picture.”
- “What is the main focus of the image?”

Example Usage:

```
"<image>\nWhat do you see in the image?"
```

IC_TTS (Text-to-Speech):

- “Can you describe the image out loud?”
- “Read the description of the image aloud.”
- “Turn the image caption into spoken words.”
- “Provide a spoken description of the picture.”
- “Talk about what is shown in the image.”
- “Can you vocalize the image details?”
- “Use speech to explain the image.”
- “Read the text-based description of the image.”
- “Convert the image details into speech.”

Example Usage:

```
"<image>\nCan you describe the image out loud?"
```

IC_STT (Speech-to-Text):

- “Write down what you see in the image.”
- “Can you write a detailed description of the picture?”
- “Write a summary of the scene in the image.”
- “Write down the elements present in the picture.”
- “Write down the key features visible in the image.”
- “In text, explain what is happening in the picture.”
- “Write a visual interpretation of the image.”

Example Usage:

```
"<image>\n Write down what you see in the image."
```

Figure 3: Prompts for Image Captioning Tasks.

**VQA (Visual Question Answering) Prompts:
VQA_TTT (Text-to-Text) and VQA_STS (Speech-to-Speech):
Example Usage:**

"<image>\n{question}\nAnswer the question using a single word or phrase."

VQA_STT (Speech-Text-to):

- "Please provide your answer in writing."
- "Respond to the question with a written explanation."
- "Answer this question using text."
- "Type your response to the question."
- "Write down your answer clearly."
- "Provide a detailed answer in text format."
- "Explain your response in written form."
- "Answer the question by typing a full response."
- "Give your answer in written words."
- "Respond with a written explanation and elaborate where necessary."
- "Use text to explain your answer."
- "Please write your answer instead of speaking it."
- "Type out your answer using complete sentences."
- "Deliver your response in text form."
- "Provide a clear and concise written answer."

Example Usage:

"<image>\nPlease provide your answer in writing.\n{question}\nAnswer the question using a single word or phrase."

VQA_TTS (Text-to-Speech):

- 'Respond to this question out loud.'
- 'Please give your answer verbally.'
- 'Provide a spoken response to the question.'
- 'Answer this question using speech.'
- 'Explain your response in spoken form.'
- 'Say your answer instead of writing it down.'
- 'Provide a verbal explanation for the question.'
- 'Speak your answer clearly.'
- 'Give a detailed spoken answer to this question.'
- 'Respond verbally and expand on your answer.'
- 'Use spoken words to explain the answer.'
- 'Speak your response rather than typing it.'
- 'Answer the question aloud with full sentences.'
- 'Deliver your response in speech format.'

Example Usage:

"<image>\nRespond to this question out loud.\n{question}\nAnswer the question using a single word or phrase."

Figure 4: Prompts for VQA Tasks.

Table 3: Implementation Details for Model, Pre-Training, and Supervised Fine-Tuning

Model and Hardware		
LLM	Qwen2.5-1.5B	
Vision Encoder	openai/clip-vit-large-patch14-336	
Speech Encoder	SpeechTokenizer (1s \rightarrow 50 tokens),	
Speech Decoder	SoundStorm-SpeechTokenizer	
Frameworks	PyTorch, DeepSpeed	
Training Configurations		
	Pre-Training	Supervised Fine-Tuning
Batch Size	32	8
Epochs	1	2
Optimizer	Adam	Adam
Learning Rate	2×10^{-5}	1×10^{-5}
Warmup Ratio	0.03	0.02
LR Scheduler	Cosine	Cosine
Training Steps	1.2M	600K
Training Epochs	1	2
Maximum Tokens	4096	4096
GPUs	8 x NVIDIA H100	4 x NVIDIA H100
DeepSpeed Config	zero2	

B Implementation Details

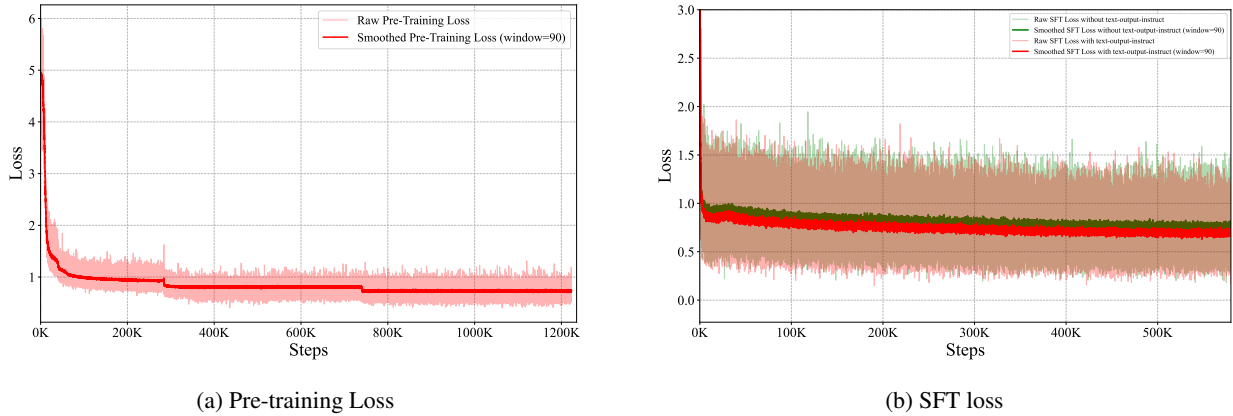


Figure 5: Comparison of Pre-training and SFT Loss Curves

Figure 5 compares the loss curves for pre-training and supervised fine-tuning (SFT). Figure 5a plot shows the pre-training loss, where the raw loss exhibits high variance but progressively decreases, stabilizing after around 400K steps. The smoothed loss curve (window=90) highlights a consistent downward trend, indicating stable convergence. The 5b illustrates the SFT loss, comparing models with and without text-output instructions. While both configurations show a decreasing trend, the model trained with text-output instructions (red) achieves consistently lower loss than the version without instructions (green), suggesting that structured textual guidance improves fine-tuning efficiency and convergence. The variance in SFT loss remains higher compared to pre-training, reflecting the increased complexity of supervised instruction tuning.

According to Figure 6, the performance for both text and speech outputs consistently improves with additional training steps, but notable differences emerge between modalities. In text-based evaluations (Figures 6a–6b), accuracy increases quickly and stabilizes after approximately 400K steps, with instruction-tuned models maintaining a moderate advantage over non-instruction models. In contrast, speech-based outputs (Figures 6c–6f), evaluated via acoustic similarity, show a more pronounced improvement from instruction tuning across training steps. The performance gap between instruction-tuned and non-instruction models remains significant throughout, highlighting the critical role of instructions in enhancing speech quality and consistency. Overall, while text outputs rapidly reach a performance plateau, speech outputs benefit more substantially from extended training and explicit instruction tuning.

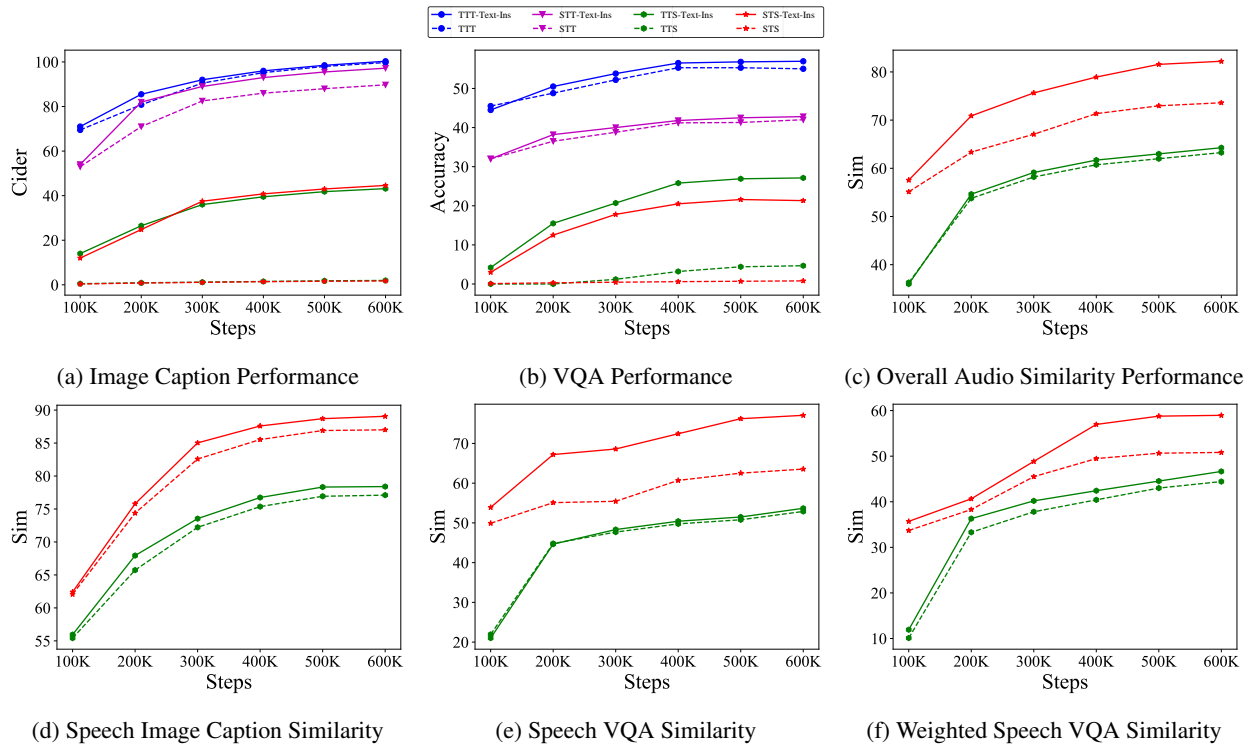


Figure 6: Performance trends of image captioning and VQA tasks over training steps.

C Evaluation Details

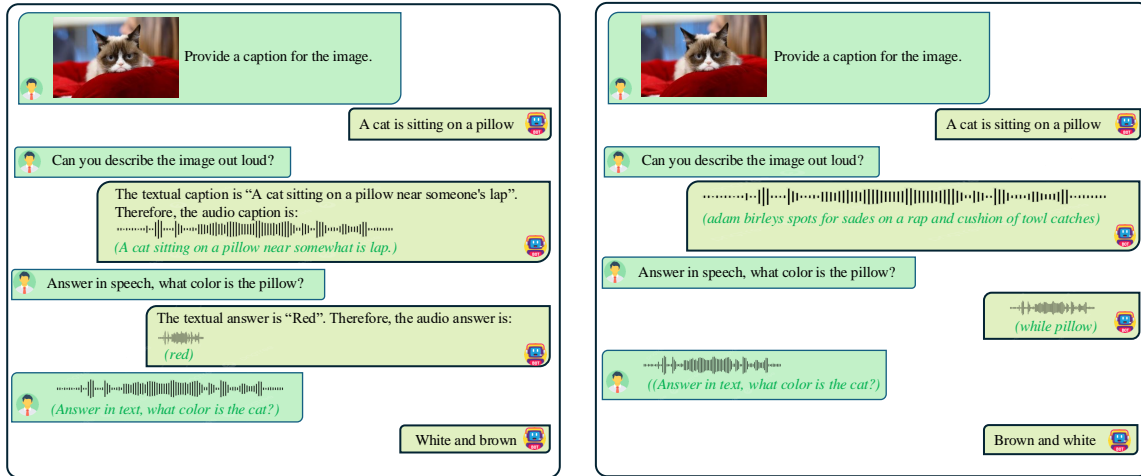
Generated Modality	Text	Speech
Beam size	5	1
Top-P	-	0.7
maximum	256	1024
Repetition Penalty	1.0	1.3

Table 4: Comparison of Text and Speech Generation Settings in evaluation.

<p>ASR Prompt: "Please convert this audio to text: <speech_start>{speech tokens}<speech_end>."</p> <p>TTS Prompt: "Please convert this text to speech: {transcript}."</p> <p>IC_TTT and IC_STS Prompt: "<image>\nrovide a caption for the image."</p> <p>IC_TTS Prompts: "<image>\nTurn the image caption into spoken words"</p> <p>IC_STT Prompts: "<image>\nWrite down what you see in the image."</p> <p>VQA_TTT and VQA_STS Prompt: "<image>\n{question}\nAnswer the question using a single word or phrase."</p> <p>VQA_TTS Prompts: "<image>\nAnswer this question using speech.{question}\nAnswer the question using a single word or phrase."</p> <p>VQA_STT Prompts: "<image>\nAnswer this question using text.{question}\nAnswer the question using a single word or phrase."</p>

Figure 7: Evaluation Prompts for different tasks.

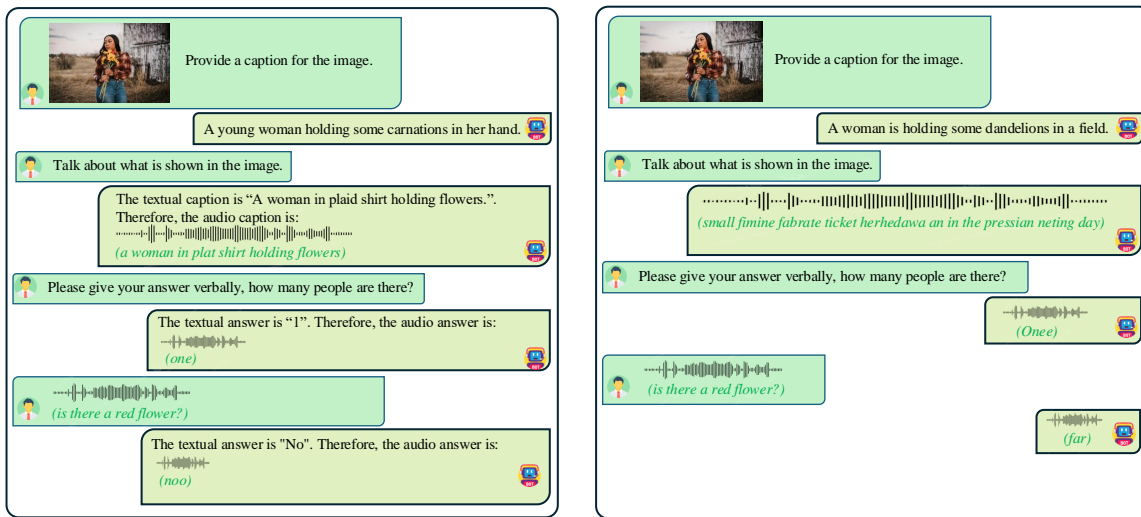
D Examples



(a) SVLA-2B-Text-Ins

(b) SVLA-2B

Figure 8: Comparison of SVLA-2B-Text-Ins and SVLA-2B in Multimodal Image Captioning and VQA Responses (Example 2).



(a) SVLA-2B-Text-Ins

(b) SVLA-2B

Figure 9: Comparison of SVLA-2B-Text-Ins and SVLA-2B in Multimodal Image Captioning and VQA Responses (Example 3).