

Ensuring Safe and Smooth Control in Safety-Critical Systems via Filtered Control Barrier Functions

Shuo Liu¹, Wei Xiao² and Calin A. Belta³

Abstract—In safety-critical control systems, ensuring both system safety and smooth control input variation is essential for theoretical guarantees and practical deployment. Existing Control Barrier Function (CBF) frameworks, especially High-Order CBFs (HOCBFs), effectively enforce safety constraints but often lead to nonsmooth or discontinuous control inputs that can degrade system performance or violate actuator limitations. This paper introduces Filtered Control Barrier Functions (FCBFs), a novel extension of HOCBFs that incorporates an auxiliary dynamic system—referred to as an input regularization filter—to produce Lipschitz continuous control inputs. The proposed framework ensures safety, control bounds, and smoothness simultaneously by integrating FCBFs and HOCBFs within a unified quadratic program (QP). Theoretical guarantees are provided, and simulations on a unicycle model demonstrate the effectiveness of the proposed method compared to standard and smoothness-penalized HOCBF approaches.

I. INTRODUCTION

Safety is a fundamental concern in the design and operation of autonomous systems. To address this, a large body of research has incorporated safety constraints into optimal control formulations through the use of Barrier Functions (BFs) and Control Barrier Functions (CBFs). Originally developed in the context of optimization [1], BFs are Lyapunov-like functions [2] that have been widely used to prove set invariance [3], [4] and to design multi-objective or multi-agent control strategies [5]–[7]. However, nonsmooth or discontinuous control inputs—often resulting from these formulations—can lead to undesirable phenomena such as chattering [8], [9], actuator wear, and high-frequency oscillations. In addition, they may violate system modeling assumptions, ultimately degrading safety performance [10].

CBFs extend BFs to enforce forward invariance of safe sets in affine control systems. If a CBF satisfies Lyapunov-like conditions, safety is guaranteed [11]. Combining CBFs with Control Lyapunov Functions (CLFs), the CBF-CLF-QP framework formulates safe, optimal control as a sequence of Quadratic Programs (QPs) [11], [12]. While initially limited to constraints with relative degree one, extensions like Exponential CBFs [13] and High-Order CBFs (HOCBFs)

[14] now accommodate higher-order constraints. CBF-CLF-QP has been successfully applied in various domains, including rehabilitation [15], adaptive cruise control [16], [17], humanoid locomotion [18], and obstacle avoidance involving complex environments [19], [20]. The CBF-CLF-QP framework requires smooth control inputs, as smoothness is essential not only for theoretical guarantees such as stability and recursive feasibility, but also for practical implementation. However, CBF-CLF-QP controllers often suffer from nonsmooth control signals, particularly under noise, active safety constraints, or conflicting objectives [7].

Several recent works have contributed to the development of smooth safety filters by addressing the structural and analytical challenges of constructing differentiable CBFs. For instance, in [21], the authors introduced a barrier backstepping methodology for systems in strict-feedback form, which enables the recursive construction of smooth composite CBFs by differentiating through intermediate virtual controllers—thereby maintaining the continuity and differentiability of the resulting control law. Similarly, [22] applied these principles to robotic systems by leveraging reduced-order models, facilitating the design of smooth, real-time implementable CBFs for high-dimensional platforms such as legged robots and aerial vehicles. Additionally, [23] provided a rigorous framework for designing smooth safety filters using the implicit function theorem, formally ensuring the existence of differentiable control laws that enforce safety constraints while minimizing deviation from nominal performance. However, these methods often rely on restrictive system structures (e.g., strict-feedback form or reduced-order modeling), involve complex recursive or symbolic computations (particularly in strict-feedback design), and are typically computationally intensive for real-time implementation. Moreover, these methods often ignore input bounds, which are crucial in real-world systems due to hardware limits.

This paper introduces a novel class of Filtered Control Barrier Functions (FCBFs), which augment existing HOCBF frameworks with an auxiliary dynamic system acting as an input regularization filter. This auxiliary system takes the original (unfiltered) control input from standard HOCBF formulations and outputs a smooth, Lipschitz continuous filtered control input for the underlying system. The FCBFs are specifically constructed to evolve along the dynamics of this auxiliary system, ensuring that the filtered input respects control bounds while still guaranteeing safety—all without modifying the original safety constraints. The resulting formulation remains a single QP, maintaining computational

This work was supported in part by the NSF under grant IIS-2024606 at Boston University.

¹S. Liu is with the department of Mechanical Engineering, Boston University, Brookline, MA, USA. liushuo@bu.edu

²W. Xiao is with the Computer Science and Artificial Intelligence Lab, Massachusetts Institute of Technology, Cambridge, MA, USA weixy@mit.edu

³C. Belta is with the Department of Electrical and Computer Engineering and the Department of Computer Science, University of Maryland, College Park, MD, USA cbelta@umd.edu

efficiency and real-time capability. Notably, the proposed method requires no restrictive system structures, and can be applied to any system where conventional HOCBFs are valid, making it widely applicable and easy to integrate into existing control frameworks.

II. DEFINITIONS AND PRELIMINARIES

Consider an affine control system of the form

$$\dot{\mathbf{x}} = f(\mathbf{x}) + g(\mathbf{x})\mathbf{u}, \quad (1)$$

where $\mathbf{x} \in \mathbb{R}^n$, $f : \mathbb{R}^n \rightarrow \mathbb{R}^n$ and $g : \mathbb{R}^n \rightarrow \mathbb{R}^{n \times q}$ are locally Lipschitz, and $\mathbf{u} \in \mathcal{U} \subset \mathbb{R}^q$, where \mathcal{U} denotes the control limitation set, which is assumed to be in the form:

$$\mathcal{U} := \{\mathbf{u} \in \mathbb{R}^q : \mathbf{u}_{\min} \leq \mathbf{u} \leq \mathbf{u}_{\max}\}, \quad (2)$$

with $\mathbf{u}_{\min}, \mathbf{u}_{\max} \in \mathbb{R}^q$ (vector inequalities are interpreted componentwise) but not any component of $\mathbf{u}_{\min}, \mathbf{u}_{\max}$ from \mathcal{U} reaches negative infinity or infinity.

Definition 1 (Class κ function [24]). A continuous function $\alpha : [0, a) \rightarrow [0, +\infty]$, $a > 0$ is called a class κ function if it is strictly increasing and $\alpha(0) = 0$.

Definition 2. A set $\mathcal{C} \subset \mathbb{R}^n$ is forward invariant for system (1) if its solutions for some $\mathbf{u} \in \mathcal{U}$ starting from any $\mathbf{x}(0) \in \mathcal{C}$ satisfy $\mathbf{x}(t) \in \mathcal{C}, \forall t \geq 0$.

Definition 3. The relative degree of a differentiable function $b : \mathbb{R}^n \rightarrow \mathbb{R}$ is the minimum number of times we need to differentiate it along dynamics (1) until any component of \mathbf{u} explicitly shows in the corresponding derivative.

Lemma 1 ([7]). Let $b : [t_0, t_1] \rightarrow \mathbb{R}$ be a continuously differentiable function. If $\dot{b}(t) \geq -\alpha(b(t))$ for all $t \in [t_0, t_1]$, where α is a class \mathcal{K} function of its argument, and $b(t_0) \geq 0$, then $b(t) \geq 0$ for all $t \in [t_0, t_1]$.

In this paper, a **safety requirement** is defined as $b(\mathbf{x}) \geq 0$, and **safety** is the forward invariance of the set $\mathcal{C} := \{\mathbf{x} \in \mathbb{R}^n : b(\mathbf{x}) \geq 0\}$. The relative degree of function b is also referred to as the relative degree of safety requirement $b(\mathbf{x}) \geq 0$.

A. High-Order Control Barrier Functions (HOCBFs)

For a requirement $b(\mathbf{x}) \geq 0$ with relative degree m and $\psi_0(\mathbf{x}) := b(\mathbf{x})$, we define a sequence of functions $\psi_i : \mathbb{R}^n \rightarrow \mathbb{R}, i \in \{1, \dots, m\}$ as

$$\psi_i(\mathbf{x}) := \dot{\psi}_{i-1}(\mathbf{x}) + \alpha_i(\psi_{i-1}(\mathbf{x})), \quad i \in \{1, \dots, m\}, \quad (3)$$

where $\alpha_i(\cdot), i \in \{1, \dots, m\}$ denotes a $(m-i)^{th}$ order differentiable class κ function. We further set up a sequence of sets \mathcal{C}_i based on (3) as

$$\mathcal{C}_i := \{\mathbf{x} \in \mathbb{R}^n : \psi_i(\mathbf{x}) \geq 0\}, \quad i \in \{0, \dots, m-1\}. \quad (4)$$

Definition 4 (HOCBF [14]). Let $\psi_i(\mathbf{x}), i \in \{1, \dots, m\}$ be defined by (3) and $\mathcal{C}_i, i \in \{0, \dots, m-1\}$ be defined by (4). A function $b : \mathbb{R}^n \rightarrow \mathbb{R}$ is a High-Order Control Barrier Function (HOCBF) with relative degree m for system (1) if

there exist $(m-i)^{th}$ order differentiable class κ functions $\alpha_i, i \in \{1, \dots, m\}$ such that

$$\sup_{\mathbf{u} \in \mathcal{U}} [L_f^m b(\mathbf{x}) + L_g L_f^{m-1} b(\mathbf{x})\mathbf{u} + O(b(\mathbf{x})) + \alpha_m(\psi_{m-1}(\mathbf{x}))] \geq 0, \quad (5)$$

$\forall \mathbf{x} \in \mathcal{C}_0 \cap \dots \cap \mathcal{C}_{m-1}$, where L_f^m denotes the m^{th} Lie derivative along f and L_g denotes the matrix of Lie derivatives along the columns of g ; $O(\cdot) = \sum_{i=1}^{m-1} L_f^i (\alpha_{m-1} \circ \psi_{m-i-1})(\mathbf{x})$ contains the remaining Lie derivatives along f with degree less than or equal to $m-1$. $\psi_i(\mathbf{x}) \geq 0$ is referred to as the i^{th} -order HOCBF inequality (constraint in optimization). We assume that $L_g L_f^{m-1} b(\mathbf{x})\mathbf{u} \neq 0$ on the boundary of set $\mathcal{C}_0 \cap \dots \cap \mathcal{C}_{m-1}$.

Theorem 1 (Safety Guarantee [14]). Given a HOCBF $b(\mathbf{x})$ from Def. 4 with corresponding sets $\mathcal{C}_0, \dots, \mathcal{C}_{m-1}$ defined by (4), if $\mathbf{x}(0) \in \mathcal{C}_0 \cap \dots \cap \mathcal{C}_{m-1}$, then any Lipschitz controller \mathbf{u} that satisfies the inequality in (5), $\forall t \geq 0$ renders $\mathcal{C}_0 \cap \dots \cap \mathcal{C}_{m-1}$ forward invariant for system (1), i.e., $\mathbf{x} \in \mathcal{C}_0 \cap \dots \cap \mathcal{C}_{m-1}, \forall t \geq 0$.

Definition 5 (CLF [12]). A continuously differentiable function $V : \mathbb{R}^n \rightarrow \mathbb{R}$ is an exponentially stabilizing Control Lyapunov Function (CLF) for system (1) if there exist constants $c_1 > 0, c_2 > 0, c_3 > 0$ such that for $\forall \mathbf{x} \in \mathbb{R}^n, c_1 \|\mathbf{x}\|^2 \leq V(\mathbf{x}) \leq c_2 \|\mathbf{x}\|^2$,

$$\inf_{\mathbf{u} \in \mathcal{U}} [L_f V(\mathbf{x}) + L_g V(\mathbf{x})\mathbf{u} + c_3 V(\mathbf{x})] \leq 0. \quad (6)$$

Several works (e.g., [13], [14]) formulate safety-critical optimization problems by combining HOCBFs (5) with quadratic cost objectives to handle systems with high relative degree. HOCBFs ensure forward invariance of safety-related sets, thereby guaranteeing safety, while CLFs (6) can also be included as soft constraints to enforce exponential convergence of desired states [14], [17]. In these formulations, control inputs are treated as decision variables in a QP, solved at each discrete time step with the current state held fixed. The resulting optimal control is applied at the beginning of each interval and kept constant, while system dynamics (1) are used to update the state. Note that in Thm. 1, we assume the input is a Lipschitz continuous controller. However, since \mathbf{u} is a decision variable rather than a closed-form expression, there is no analytical guarantee that it is Lipschitz continuous. As a result, the control input may vary abruptly over time and can be difficult to regulate. We address this issue in this paper.

III. PROBLEM FORMULATION AND APPROACH

Our goal is to generate a Lipschitz continuous control for system (1) that ensures convergence, minimizes energy, satisfies safety, and respects input constraints.

Objective: We consider the cost

$$J(\mathbf{u}(t)) = \int_0^T \|\mathbf{u}(t)\|^2 dt + p \|\mathbf{x}(T) - \mathbf{x}_e\|^2, \quad (7)$$

where $\|\cdot\|$ denotes the 2-norm of a vector, and $T > 0$ denotes the ending time; $p > 0$ denotes a weight factor and $\mathbf{x}_e \in \mathbb{R}^n$

is a desired state, which is assumed to be an equilibrium for system (1). $p \|\mathbf{x}(T) - \mathbf{x}_e\|^2$ denotes state convergence.

Safety Requirement: System (1) should always satisfy one or more safety requirements of the form:

$$b(\mathbf{x}) \geq 0, \mathbf{x} \in \mathbb{R}^n, \forall t \in [0, T], \quad (8)$$

where $b : \mathbb{R}^n \rightarrow \mathbb{R}$ is assumed to be a continuously differentiable equation.

Control Limitations: The controller \mathbf{u} should always satisfy (2) for all $t \in [0, T]$.

A control policy is **feasible** if (8) and (2) are strictly satisfied $\forall t \in [0, T]$. In this paper, we consider the following problem:

Problem 1. Find a feasible Lipschitz continuous control policy for system (1) such that cost (7) is minimized.

Approach: To solve Problem 1, we build on the CBF-based QP framework introduced at the end of Sec. II. A HOCBF, $b_1(\mathbf{x})$, is used to enforce the safety constraint in (8), while a CLF handles the terminal state constraint in the cost function (7). To ensure that the control input involved in the m^{th} -order constraint $\psi_m(\mathbf{x}, \mathbf{u}) \geq 0$ is Lipschitz continuous, we introduce a filtered input \mathbf{u}_f , generated by an auxiliary dynamic system that is an input regularization filter by itself. The filtered input will replace original input \mathbf{u} in ψ_m . We then define a new HOCBF, $b_2(\mathbf{x}, \mathbf{u}_f) = \psi_m(\mathbf{x}, \mathbf{u}_f)$, where \mathbf{u}_f is treated as part of the state of the auxiliary system. This formulation leads to a set of high-order constraints that jointly guarantee safety, input bounds (2), and Lipschitz continuity of \mathbf{u}_f . We refer to b_2 as a Filtered CBF (FCBF). Since its structure is analogous to standard HOCBFs, the overall formulation remains a QP, preserving both structural simplicity and computational efficiency.

IV. FILTERED CONTROL BARRIER FUNCTIONS

A. Motivation Example

Consider a simplified unicycle model defined in the form:

$$\dot{x} = v \cos(\theta), \dot{y} = v \sin(\theta), \dot{\theta} = u, \quad (9)$$

where v is a constant linear speed, $\mathbf{x} = (x, y, \theta)$, $(x, y) \in \mathbb{R}^2$ denotes the 2-D location of the vehicle, $\theta \in \mathbb{R}$ denotes the heading of the speed and u is the control input corresponding to steering wheel angle. Suppose system (9) has to satisfy a safety constraint:

$$(x - x_o)^2 + (y - y_o)^2 - r_o^2 \geq 0, \quad (10)$$

where $(x_o, y_o) \in \mathbb{R}^2$ denotes the 2-D location of a circular obstacle, and $r_o > 0$ denotes its radius. The safety constraint in (10) has relative degree two with respect to the system dynamics in (9). Therefore, a HOCBF with $m = 2$, as defined in Def. 4, can be used to enforce this constraint. We choose the class κ functions α_1, α_2 as linear functions and the corresponding HOCBF constraint (5) becomes:

$$(2(y - y_o)v \cos \theta - 2(x - x_o)v \sin \theta)u + 2v^2 + (k_1 + k_2)\dot{b}(\mathbf{x}) + k_1k_2b(\mathbf{x}) \geq 0, \quad (11)$$

where $b(\mathbf{x}) = (x - x_o)^2 + (y - y_o)^2 - r_o^2$ and $\dot{b}(\mathbf{x}) = 2(x - x_o)v \cos(\theta) + 2(y - y_o)v \sin(\theta)$. Note that the expression $\frac{2v^2 + (k_1 + k_2)\dot{b}(\mathbf{x}) + k_1k_2b(\mathbf{x})}{2(y - y_o)v \cos \theta - 2(x - x_o)v \sin \theta}$ can be differentiable, yet its derivative can be unbounded. This can cause the control input u to vary rapidly over time in order to satisfy the high-order safety constraint (11), potentially leading to abrupt or non-smooth behavior. In such cases, the assumption in Thm. 1 that u is Lipschitz continuous may no longer hold. This problem is more serious for systems with noisy dynamics. In this work, we address this issue by proposing a method that ensures the Lipschitz continuity of the control input u .

B. Filtered Control Barrier Functions

Motivated by the simplified unicycle example in Sec. IV-A, given a HOCBF $b : \mathbb{R}^n \rightarrow \mathbb{R}$ with relative degree m for system (1) and control limitations (2), we aim to develop a method that ensures the control input is Lipschitz continuous, allowing it to change smoothly over time while also satisfying control limitations. In order to achieve this, we need to define the filtered control input \mathbf{u}_f , which will be used to replace the original input in the dynamic system (1), i.e., $\mathbf{u} = \mathbf{u}_f$. We also need to impose constraints on the time derivative of the filtered input \mathbf{u}_f . To do so, we first construct an auxiliary dynamic system that introduces higher-order time derivatives of \mathbf{u}_f . Since this auxiliary system is designed specifically to apply smooth regularization to \mathbf{u}_f over time, we refer to it as an input regularization filter:

$$\dot{\boldsymbol{\pi}} = F(\boldsymbol{\pi}) + G(\boldsymbol{\pi})\boldsymbol{\nu}, \quad (12)$$

where $\boldsymbol{\pi}(t) := [\pi_1(t), \dots, \pi_{m_a q}(t)]^T \in \mathbb{R}^{m_a q}$ denotes an auxiliary state with $\pi_j(t) \in \mathbb{R}, j \in \{1, \dots, m_a q\}$. $\boldsymbol{\nu} \in \mathbb{R}^q$ denotes an auxiliary input for (12), $F : \mathbb{R}^{m_a q} \rightarrow \mathbb{R}^{m_a q}$ and $G : \mathbb{R}^{m_a q \times q} \rightarrow \mathbb{R}^{m_a q}$ are locally Lipschitz. For simplicity, we just build up the connection between auxiliary variables and the system as $\boldsymbol{\pi}_{1:q} = \mathbf{u}_f, \boldsymbol{\pi}_{(q+1):2q} = \mathbf{u}_f^{(1)}, \dots, \boldsymbol{\pi}_{((m_a-1)q+1):m_a q} = \mathbf{u}_f^{(m_a-1)}, \mathbf{u}_f^{(m_a)} = \boldsymbol{\nu}$. $\boldsymbol{\pi}_{i:j}$ refers to the entries of vector $\boldsymbol{\pi}$ from index i to j and $\mathbf{u}_f^{(i)}$ represents the i^{th} derivative of \mathbf{u}_f with respect to time t . A more general construction of system (12) requires that the auxiliary state \mathbf{u}_f has relative degree m_a with respect to the system (12). In order to guarantee safety, we first define $\psi_{0,f}(\mathbf{x}, \boldsymbol{\pi}) := \psi_m(\mathbf{x}, \mathbf{u}_f)$ based on (5), where the relative degree of $\psi_{0,f}(\mathbf{x}, \boldsymbol{\pi})$ with respect to system (12) is m_a . We then define a sequence of functions $\psi_{i,f} : \mathbb{R}^n \rightarrow \mathbb{R}, i \in \{1, \dots, m_a\}$ as

$$\psi_{i,f}(\mathbf{x}, \boldsymbol{\pi}) := \dot{\psi}_{i-1,f}(\mathbf{x}, \boldsymbol{\pi}) + \alpha_i(\psi_{i-1,f}(\mathbf{x}, \boldsymbol{\pi})), \quad (13)$$

where $\alpha_i(\cdot), i \in \{1, \dots, m_a\}$ denotes a $(m_a - i)^{\text{th}}$ order differentiable class κ function. We further set up a sequence of sets $\mathcal{C}_{i,f}$ based on (13) as

$$\mathcal{C}_{i,f} := \{(\mathbf{x}, \boldsymbol{\pi}) \in \mathbb{R}^{n+m_a q} : \psi_{i,f}(\mathbf{x}, \boldsymbol{\pi}) \geq 0\} \quad (14)$$

$$i \in \{0, \dots, m_a - 1\}.$$

Definition 6 (FCBF). Let $\psi_{i,f}(\mathbf{x}), i \in \{1, \dots, m_a\}$ be defined by (13), $\mathcal{C}_{i,f}, i \in \{0, \dots, m_a - 1\}$ be defined by (14), and a function $b(\mathbf{x}) : \mathbb{R}^n \rightarrow \mathbb{R}$ is a HOCBF with relative

degree m for system (1) defined by Def. 4, the function $b_f(\mathbf{x}, \boldsymbol{\pi}) = \psi_{0,f}(\mathbf{x}, \boldsymbol{\pi}) = \psi_m(\mathbf{x}, \mathbf{u}_f)$, where $\mathbf{u}_f = \mathbf{u}$, is a Filtered Control Barrier Function (FCBF) with relative degree m_a for system (12) if there exist $(m_a - i)^{\text{th}}$ order differentiable class κ functions α_i , $i \in \{1, \dots, m_a\}$ such that

$$\sup_{\boldsymbol{\nu} \in \mathbb{R}^q} [L_F^{m_a} b_f(\mathbf{x}, \boldsymbol{\pi}) + L_G L_F^{m_a-1} b_f(\mathbf{x}, \boldsymbol{\pi}) \boldsymbol{\nu} + O(b_f(\mathbf{x}, \boldsymbol{\pi})) + \alpha_{m_a}(\psi_{m_a-1,f}(\mathbf{x}, \boldsymbol{\pi}))] \geq 0, \quad (15)$$

$\forall (\mathbf{x}, \boldsymbol{\pi}) \in \mathcal{C}_{0,f} \cap \dots \cap \mathcal{C}_{m_a-1,f}$, where $L_F^{m_a}$ denotes the m_a^{th} Lie derivative along F and L_G denotes the matrix of Lie derivatives along the columns of G ; $O(\cdot) = \sum_{i=1}^{m_a-1} L_F^i (\alpha_{m_a-1} \circ \psi_{m_a-i-1,f})(\mathbf{x}, \boldsymbol{\pi})$ contains the remaining Lie derivatives along F with degree less than or equal to $m_a - 1$. $\psi_{i,f}(\mathbf{x}, \boldsymbol{\pi}) \geq 0$ is referred to as the i^{th} -order FCBF inequality (constraint in optimization). We assume that $L_G L_F^{m_a-1} b_f(\mathbf{x}, \boldsymbol{\pi}) \boldsymbol{\nu} \neq 0$ on the boundary of set $\mathcal{C}_{0,f} \cap \dots \cap \mathcal{C}_{m_a-1,f}$.

Theorem 2 (Safety Guarantee). *Given a FCBF $b_f(\mathbf{x}, \boldsymbol{\pi})$ from Def. 6 with corresponding sets $\mathcal{C}_{0,f}, \dots, \mathcal{C}_{m_a-1,f}$ defined by (14), if $(\mathbf{x}(0), \boldsymbol{\pi}(0)) \in \mathcal{C}_0 \cap \dots \cap \mathcal{C}_{m-1} \cap \mathcal{C}_{0,f} \cap \dots \cap \mathcal{C}_{m_a-1,f}$, then any Lipschitz controller $\boldsymbol{\nu}$ that satisfies the inequality in (15), $\forall t \geq 0$ renders $\mathcal{C}_0 \cap \dots \cap \mathcal{C}_{m-1} \cap \mathcal{C}_{0,f} \cap \dots \cap \mathcal{C}_{m_a-1,f}$ forward invariant for systems (1) and (12), i.e., $(\mathbf{x}, \boldsymbol{\pi}) \in \mathcal{C}_0 \cap \dots \cap \mathcal{C}_{m-1} \cap \mathcal{C}_{0,f} \cap \dots \cap \mathcal{C}_{m_a-1,f}, \forall t \geq 0$.*

Proof. Since $\boldsymbol{\nu}$ is Lipschitz continuous and appears only in the last equation of (13) when taking Lie derivatives of (13), it follows that $\psi_{m_a,f}(\mathbf{x}, \boldsymbol{\pi})$ is also Lipschitz continuous. Moreover, all system states in (1) and (12) are continuously differentiable, so $\psi_1, \psi_2, \dots, \psi_{m-1}, \psi_{0,f}, \psi_{1,f}, \dots, \psi_{m_a-1,f}$ are also continuously differentiable. Then, $\psi_{m_a,f}(\mathbf{x}, \boldsymbol{\pi}) \geq 0$ for $\forall t \geq 0$, i.e., $\dot{\psi}_{m_a-1,f}(\mathbf{x}, \boldsymbol{\pi}) + \alpha_{m_a}(\psi_{m_a-1,f}(\mathbf{x}, \boldsymbol{\pi})) \geq 0$. By Lemma 1, since $(\mathbf{x}(0), \boldsymbol{\pi}(0)) \in \mathcal{C}_{m_a-1,f}$, i.e., $\psi_{m_a-1,f}(\mathbf{x}(0), \boldsymbol{\pi}(0)) \geq 0$, we have $\psi_{m_a-1,f}(\mathbf{x}, \boldsymbol{\pi}) \geq 0, \forall t \geq 0$. By Lemma 1, since $(\mathbf{x}(0), \boldsymbol{\pi}(0)) \in \mathcal{C}_{m_a-2,f}$, we have $\psi_{m_a-2,f}(\mathbf{x}, \boldsymbol{\pi}) \geq 0, \forall t \geq 0$. Repeatedly, we have $\psi_{0,f}(\mathbf{x}, \boldsymbol{\pi}) \geq 0, \forall t \geq 0$. This is equivalent to have $\psi_m(\mathbf{x}, \mathbf{u}) = \psi_m(\mathbf{x}, \mathbf{u}_f) \geq 0, \forall t \geq 0$ since we replace \mathbf{u} with \mathbf{u}_f . By Lemma 1, since $\mathbf{x}(0) \in \mathcal{C}_{m-1}$, i.e., $\psi_{m-1}(\mathbf{x}(0)) \geq 0$, we have $\psi_{m-1}(\mathbf{x}) \geq 0, \forall t \geq 0$. Repeatedly, we have $\psi_0(\mathbf{x}) = b(\mathbf{x}) \geq 0, \forall t \geq 0$. Therefore, the intersection of sets $\mathcal{C}_0, \dots, \mathcal{C}_{m-1}, \mathcal{C}_{0,f}, \dots, \mathcal{C}_{m_a-1,f}$ are forward invariant. \square

Some issues still need to be addressed, such as how to ensure the Lipschitz continuity of \mathbf{u}_f after replacing \mathbf{u} with \mathbf{u}_f , and how to guarantee that \mathbf{u}_f satisfies the control limitations in (2), i.e., $\mathbf{u}_{\min} \leq \mathbf{u}_f \leq \mathbf{u}_{\max}$. To address these issues, we propose the next theorem.

Theorem 3. *Consider the auxiliary system defined in (12) with auxiliary state vector \mathbf{u}_f , and the control constraint given in (2). For each $\mathbf{u}_{k,f}$, where $k \in \{1, \dots, q\}$ denotes the k^{th} entry of the vector \mathbf{u}_f , define the corresponding control bounds $\mathbf{u}_{k,\min}$ and $\mathbf{u}_{k,\max}$ as the k^{th} entries of \mathbf{u}_{\min} and*

\mathbf{u}_{\max} , respectively. Suppose the functions

$$b_k^{\min}(\boldsymbol{\pi}) = \mathbf{u}_{k,f} - \mathbf{u}_{k,\min}, b_k^{\max}(\boldsymbol{\pi}) = \mathbf{u}_{k,\max} - \mathbf{u}_{k,f}, \quad (16)$$

are HOCBFs of relative degree m_a for the system (12), and that the sequences of functions $\psi_{k,i}^{\min}(\boldsymbol{\pi})$ and $\psi_{k,i}^{\max}(\boldsymbol{\pi})$ for $i \in \{1, \dots, m_a\}$ are defined as in (3), with corresponding sets $\mathcal{C}_i^{\min}, \mathcal{C}_i^{\max}$ for $i \in \{0, \dots, m_a - 1\}$ defined by (4). If the initial condition satisfies $\boldsymbol{\pi}(0) \in \bigcap_{i=0}^{m_a-1} \mathcal{C}_i^{\min} \cap \mathcal{C}_i^{\max}$, and there always exists Lipschitz controller $\boldsymbol{\nu}(t)$ to satisfy both $\psi_{k,m_a}^{\min}(\boldsymbol{\pi}) \geq 0$ and $\psi_{k,m_a}^{\max}(\boldsymbol{\pi}) \geq 0$, then the filtered input \mathbf{u}_f is Lipschitz continuous and satisfies the control input bounds $\mathbf{u}_{\min} \leq \mathbf{u}_f \leq \mathbf{u}_{\max}$ componentwise.

Proof. Since $b_k^{\min}(\boldsymbol{\pi}), b_k^{\max}(\boldsymbol{\pi})$ are HOCBFs, the initial condition satisfies $\boldsymbol{\pi}(0) \in \bigcap_{i=0}^{m_a-1} \mathcal{C}_i^{\min} \cap \mathcal{C}_i^{\max}$, and there always exists $\boldsymbol{\pi}(t)$ to satisfy both $\psi_{k,m_a}^{\min}(\boldsymbol{\pi}) \geq 0$ and $\psi_{k,m_a}^{\max}(\boldsymbol{\pi}) \geq 0$, based on the Thm. 1, the forward invariance of $\bigcap_{i=0}^{m_a-1} \mathcal{C}_i^{\min} \cap \mathcal{C}_i^{\max}$ for system (12) is guaranteed. This means $\mathbf{u}_{k,\min} \leq \mathbf{u}_{k,f} \leq \mathbf{u}_{k,\max}$ is guaranteed. Based on (3), we also have

$$\begin{aligned} \dot{\psi}_{k,1}^{\min}(\boldsymbol{\pi}) &= \dot{\mathbf{u}}_{k,f} + \alpha_{k,1}^{\min}(\mathbf{u}_{k,f} - \mathbf{u}_{k,\min}) \geq 0, \\ \dot{\psi}_{k,1}^{\max}(\boldsymbol{\pi}) &= -\dot{\mathbf{u}}_{k,f} + \alpha_{k,1}^{\max}(\mathbf{u}_{k,\max} - \mathbf{u}_{k,f}) \geq 0, \end{aligned} \quad (17)$$

for $t \geq 0$. Rewrite (17), we have

$$-\alpha_{k,1}^{\min}(\mathbf{u}_{k,f} - \mathbf{u}_{k,\min}) \leq \dot{\mathbf{u}}_{k,f} \leq \alpha_{k,1}^{\max}(\mathbf{u}_{k,\max} - \mathbf{u}_{k,f}). \quad (18)$$

Rewrite (18), we have

$$|\dot{\mathbf{u}}_{k,f}| \leq \max(|\alpha_{k,1}^{\min}(\mathbf{u}_{k,f} - \mathbf{u}_{k,\min})|, |\alpha_{k,1}^{\max}(\mathbf{u}_{k,\max} - \mathbf{u}_{k,f})|) \leq L_k, \quad (19)$$

where $L_k \in \mathbb{R}$ is a Lipschitz constant. We know that equation (19) always holds because class κ functions are continuous, and the arguments involved lie within a compact interval as $\mathbf{u}_{k,\min} \leq \mathbf{u}_{k,f} \leq \mathbf{u}_{k,\max}$. Therefore, $\mathbf{u}_{k,f}$ is Lipschitz continuous with respect to time. Since each component $\mathbf{u}_{k,f}$ of the vector \mathbf{u}_f is Lipschitz continuous, it follows that \mathbf{u}_f is also Lipschitz continuous as a vector-valued function. Moreover, the control input bounds $\mathbf{u}_{\min} \leq \mathbf{u}_f \leq \mathbf{u}_{\max}$ are satisfied componentwise. \square

Corollary 1. (Consequence of Thms. 2 and 3) *Consider system (1) with control input \mathbf{u} and control limits given by (2). Let $b(\mathbf{x})$ be a safety constraint with relative degree m , and $b_f(\mathbf{x}, \boldsymbol{\pi})$ be a FCBF with relative degree m_a for the auxiliary system (12). Suppose:*

- 1) *A controller $\boldsymbol{\nu}$ exists that satisfies the FCBF conditions in Thm. 2, rendering the sets $\mathcal{C}_{0,f}, \dots, \mathcal{C}_{m_a-1,f}$ forward invariant.*
- 2) *For each entry $\mathbf{u}_{k,f}$ of the filtered input \mathbf{u}_f , the functions $b_k^{\min}(\boldsymbol{\pi}) = \mathbf{u}_{k,f} - \mathbf{u}_{k,\min}$ and $b_k^{\max}(\boldsymbol{\pi}) = \mathbf{u}_{k,\max} - \mathbf{u}_{k,f}$ are HOCBFs for the auxiliary system with relative degree m_a , satisfying the conditions in Thm. 3.*
- 3) *The control input $\boldsymbol{\nu}$ satisfies all constraints in Items 1) and 2) simultaneously, i.e., the FCBF and HOCBF conditions are jointly feasible and admit a common solution $\boldsymbol{\nu}$ at each time t .*

Then, the filtered input \mathbf{u}_f is Lipschitz continuous and satisfies the safety constraint $b(x) \geq 0$ as well as the input constraints $\mathbf{u}_{\min} \leq \mathbf{u}_f \leq \mathbf{u}_{\max}$ for all $t \geq 0$.

Proof. The result follows directly from Thms. 2 and 3. \square

Corollary 2. Based on Cor. 1, consider the auxiliary system defined by the first-order low-pass filter:

$$\dot{\mathbf{u}}_f = \frac{1}{\tau}(\boldsymbol{\nu} - \mathbf{u}_f), \quad (20)$$

with filter hyperparameter $\tau > 0$, where $\mathbf{u}_f \in \mathbb{R}^q$ is the filtered control input. Suppose all conditions in Cor. 1 hold (the relative degree of FCBF and HOCBFs with respect to system (20) is $m_a = 1$). Then, the filtered input \mathbf{u}_f is Lipschitz continuous and satisfies the safety requirement as well as the control bounds $\mathbf{u}_{\min} \leq \mathbf{u}_f \leq \mathbf{u}_{\max}$ for all $t \geq 0$.

Proof. The result follows directly from Cor. 1. \square

Remark 1 (Smoothness of Filtered Input). Based on Cor. 1, any low-pass filter can be designed as an auxiliary dynamic system (12) to enforce the smoothness of the filtered input \mathbf{u}_f . Low-pass filters are designed to attenuate the high-frequency components of a signal, allowing only the low-frequency (slowly-varying) content to pass through. When applied to control inputs, this filtering process suppresses abrupt changes and sharp transitions, resulting in smoother, more gradual control actions. The degree of smoothing depends on the filter design (e.g., order, cutoff frequency), but all low-pass filters inherently limit how quickly the output can change. In Cor. 2, a larger τ in first-order low-pass filter slows down the response of \mathbf{u}_f , leading to smoother and more gradual changes over time. Conversely, a smaller τ allows \mathbf{u}_f to track $\boldsymbol{\nu}$ more closely, reducing the smoothing effect. If we rewrite (19) as

$$\begin{aligned} |\dot{\mathbf{u}}_{k,f}| &\leq \max(|\kappa_{k,1}^{\min}(\mathbf{u}_{k,f} - \mathbf{u}_{k,\min})|, \\ &|\kappa_{k,1}^{\max}(\mathbf{u}_{k,\max} - \mathbf{u}_{k,f})|) \leq L_k, \end{aligned} \quad (21)$$

where $\alpha_{k,1}^{\min}(\cdot), \alpha_{k,1}^{\max}(\cdot)$ are defined as linear functions with hyperparameters $\kappa_{k,1}^{\min} \geq 0, \kappa_{k,1}^{\max} \geq 0$. We observe that these hyperparameters affect the Lipschitz constant L_k , and consequently influence the smoothness of the filtered input \mathbf{u}_f . In particular, increasing $\kappa_{k,1}^{\min}, \kappa_{k,1}^{\max}$ leads to a larger Lipschitz constant L_k , which allows for greater instantaneous variation in \mathbf{u}_f .

C. Optimal Control with FCBFs

Consider the optimal control problem from (7), since we need to use filtered input \mathbf{u}_f to replace \mathbf{u} and introduce auxiliary input $\boldsymbol{\nu}$ to ensure safety and Lipschitz continuity, we should reformulate the cost in (7) as

$$\min_{\boldsymbol{\nu}} \int_0^T [D(\|\boldsymbol{\nu}\|) + p \|\mathbf{x}(T) - \mathbf{x}_e\|^2] dt, \quad (22)$$

where $\|\cdot\|$ denotes the 2-norm of a vector, $D(\cdot)$ is a strictly increasing function of its argument and $T > 0$ denotes the ending time. $p \|\mathbf{x}(T) - \mathbf{x}_e\|^2$ denotes state convergence similar to (7). To minimize $\|\mathbf{u}_f\|$, we can perform input-output linearization for (12) and use the CLF introduced in [25,

Eq. 24] to stabilize $\mathbf{u}_f^\top \mathbf{u}_f$. We can then formulate the CLFs (in Def. 5 and [25, Eq. 24]), HOCBFs (in Thm. (3) and Cor. (1)) and FCBFs (in Def. 6 and Cor. (1)) as constraints of the QP with cost function (22) to realize safety-critical control.

Remark 2 (Parameter-Tuning for FCBFs and HOCBFs). There are many hyperparameters to tune in FCBFs and HOCBFs to satisfy conditions in Cor. 1, such as the hyperparameters in class κ functions α_i in FCBFs and HOCBFs as well as the hyperparameters in input regularization filter (12) (e.g., τ in the first-order low-pass filter (20)). These hyperparameters play a critical role in system performance and are typically determined empirically. However, tuning these parameters is non-trivial and often depends on the specific application. To address this challenge, since the framework of FCBFs is analogous to that of HOCBFs, both can be reformulated as Auxiliary Variable Adaptive CBFs (AVCBFs) as introduced in [17]. This allows the design of safety-feasibility criteria and a parameterization method to automatically tune the corresponding hyperparameters.

V. CASE STUDY AND SIMULATIONS

In this section, we consider the unicycle model with the dynamics given by (23) for Problem 1, which is more realistic than the simplified unicycle model in Sec. IV-A and in the case study introduced in [9]. We use MATLAB's `quadprog` solver to solve the QP at each time step, and integrate the system dynamics using the `ode45` function. All computations are performed on a computer equipped with an Intel® Core™ i7-11750F CPU @ 2.50 GHz. The average computation time for each QP is less than 0.01 s.

$$\underbrace{\begin{bmatrix} \dot{x}(t) \\ \dot{y}(t) \\ \dot{\theta}(t) \\ \dot{v}(t) \end{bmatrix}}_{\dot{\mathbf{x}}(t)} = \underbrace{\begin{bmatrix} v(t) \cos(\theta(t)) \\ v(t) \sin(\theta(t)) \\ 0 \\ 0 \end{bmatrix}}_{f(\mathbf{x}(t))} + \underbrace{\begin{bmatrix} 0 & 0 \\ 0 & 0 \\ 1 & 0 \\ 0 & \frac{1}{M} \end{bmatrix}}_{g(\mathbf{x}(t))} \underbrace{\begin{bmatrix} u_1(t) \\ u_2(t) \end{bmatrix}}_{\mathbf{u}(t)}. \quad (23)$$

In (23), M denotes the mass of unicycle, (x, y) denote the coordinates of the unicycle, v is its linear speed, θ denotes the heading angle, and \mathbf{u} represent the angular velocity (u_1) and the driven force (u_2), respectively. We use a first-order low-pass filter (2) as the auxiliary dynamic system and replace the original control input \mathbf{u} with the filtered input \mathbf{u}_f . This filtered input is then integrated with the unicycle model in (23). The resulting augmented system is given as follows:

$$\underbrace{\begin{bmatrix} \dot{x}(t) \\ \dot{y}(t) \\ \dot{\theta}(t) \\ \dot{v}(t) \\ \dot{u}_{f1}(t) \\ \dot{u}_{f2}(t) \end{bmatrix}}_{\dot{\mathbf{x}}(t), \dot{\boldsymbol{\pi}}(t)} = \underbrace{\begin{bmatrix} v(t) \cos(\theta(t)) \\ v(t) \sin(\theta(t)) \\ u_{f1}(t) \\ \frac{u_{f2}(t)}{M} \\ -\frac{1}{\tau} u_{f1}(t) \\ -\frac{1}{\tau} u_{f2}(t) \end{bmatrix}}_{f(\mathbf{x}(t), \boldsymbol{\pi}(t))} + \underbrace{\begin{bmatrix} 0 & 0 \\ 0 & 0 \\ 0 & 0 \\ 0 & 0 \\ \frac{1}{\tau} & 0 \\ 0 & \frac{1}{\tau} \end{bmatrix}}_{g(\mathbf{x}(t), \boldsymbol{\pi}(t))} \underbrace{\begin{bmatrix} \nu_1(t) \\ \nu_2(t) \end{bmatrix}}_{\boldsymbol{\nu}(t)}. \quad (24)$$

The system is discretized with a time step of $\Delta t = 0.1$ s, and the total number of discretization steps in Problem 1 is $T = 5$ s. The augmented unicycle model in equation (24) is subject to the following input constraints:

$$\mathcal{U}_f = \{\mathbf{u}_f \in \mathbb{R}^2 : [-5, -5M]^\top \leq \mathbf{u}_f \leq [5, 5M]^\top\}. \quad (25)$$

The initial state is $[-3, 0, \frac{\pi}{12}, 2]^\top$, which is indicated by a black diamond in Fig. 1. The circular obstacle is centered

at $(x_o, y_o) = (0, 0)$ with radius $r_o = 1$, and is shown in pale red. We consider the case when the unicycle has to avoid this circular obstacle. The distance is considered safe if $(x - x_o)^2 + (y - y_o)^2 - r_o^2 \geq 0$. We define HOCBFs to ensure safety as

$$\begin{aligned}\psi_0(\mathbf{x}) &= (x - x_o)^2 + (y - y_o)^2 - r_o^2, \\ \psi_1(\mathbf{x}) &:= \dot{\psi}_0(\mathbf{x}) + k_1\psi_0(\mathbf{x}), \\ \psi_2(\mathbf{x}, \mathbf{u}_f) &:= \dot{\psi}_1(\mathbf{x}, \mathbf{u}_f) + k_2\psi_1(\mathbf{x}),\end{aligned}\quad (26)$$

where $\alpha_1(\cdot), \alpha_1(\cdot)$ are defined as linear functions. We define FCBFs as

$$\begin{aligned}\psi_{0,f}(\mathbf{x}, \boldsymbol{\pi}) &:= \psi_2(\mathbf{x}, \mathbf{u}_f), \\ \psi_{1,f}(\mathbf{x}, \boldsymbol{\pi}) &:= \dot{\psi}_{0,f}(\mathbf{x}, \boldsymbol{\pi}) + k_3\psi_{0,f}(\mathbf{x}, \boldsymbol{\pi}),\end{aligned}\quad (27)$$

where $\alpha_3(\cdot)$ is defined as a linear function. We define HOCBFs to ensure the filtered input is Lipschitz continuous and satisfies the constraints (25) as

$$\begin{aligned}\psi_{i,0}^{\min} &= u_{fi} - u_{i,\min}, \psi_{i,0}^{\min} = u_{i,\max} - u_{fi} \\ \psi_{i,1}^{\min}(\boldsymbol{\pi}) &:= \dot{\psi}_{i,0}^{\min}(\boldsymbol{\pi}) + k_{i,1}^{\min}\psi_{i,0}^{\min}, \\ \psi_{i,1}^{\max}(\boldsymbol{\pi}) &:= \dot{\psi}_{i,0}^{\max}(\boldsymbol{\pi}) + k_{i,1}^{\max}\psi_{i,0}^{\max},\end{aligned}\quad (28)$$

where $\alpha_{i,1}^{\min}(\cdot), \alpha_{i,1}^{\max}(\cdot)$ are defined as linear functions and $i \in \{1, 2\}$. To satisfy the state convergence, we define a CLF $V(\mathbf{x}(t), \boldsymbol{\pi}(t)) = (10(\theta(t) - \theta_d) + u_{f1}(t) + u_{f2}(t))^2$ with $\theta_d = \text{atan2}(\frac{y_d - y(t)}{x_d - x(t)})$, $c_1 = c_2 = 1$ to stabilize $\theta(t)$ to θ_d and $u_{f1}(t) + u_{f2}(t)$ to 0 and formulate the relaxed constraint in (6) as

$$\dot{V}(\mathbf{x}(t), \boldsymbol{\pi}(t)) + c_3V(\mathbf{x}(t), \boldsymbol{\pi}(t)) \leq \delta(t), \quad (29)$$

where $\delta(t)$ is a relaxation that makes (29) a soft constraint, $(x_d, y_d) = (1.5, 0)$ is the desired location and $r_d = 0.1$ is tolerance for state convergence (indicated by a green circle in Fig. 1). By formulating constraints from HOCBFs (26), (28), FCBFs (27), CLFs (29), we can define cost function for QP as

$$\min_{\boldsymbol{\nu}(t), \delta(t)} \int_0^T [\boldsymbol{\nu}(t)^\top \boldsymbol{\nu}(t) + Q\delta(t)^2] dt. \quad (30)$$

Other parameters are $c_3 = 10, M = 1650 \text{ kg}, u_{f1}(0) = u_{f2}(0) = 0, Q = 10^5, k_1 = k_2 = 10, k_{1,1}^{\min} = k_{2,1}^{\min} = k_{1,1}^{\max} = k_{2,1}^{\max} = k_4 = 1$. The above method is referred to as FCBF. For the first benchmark, we only include constraints from HOCBFs (26), input (25) and CLFs (29) with $V(\mathbf{x}(t)) = (\theta(t) - \theta_d)^2$ and refer to this as HOCBF method (note that the decision variables in the cost function (30) are $\mathbf{u}(t), \delta(t)$). For the second benchmark, we build upon the first benchmark by adding $0.1(u_1(t) - u_1(t - \Delta t))^2 + 0.1(u_2(t) - u_2(t - \Delta t))^2$ to the cost function. This term encourages smoothness by penalizing the difference between the control inputs at consecutive time steps. We refer to the second benchmark as sp-HOCBF (smoothness-penalized HOCBF).

As shown in Fig. 1, FCBF, HOCBF, and sp-HOCBF all successfully guide the unicycle from the initial position (indicated by the black diamond) to the desired area (green circle) while ensuring safety. Due to the constraint on the difference between consecutive control inputs in sp-HOCBF, the QP becomes infeasible when the initial heading angle

is small (e.g., $\theta(0) = \frac{\pi}{12}$), as indicated by the red cross. Increasing the initial heading angle to $\frac{\pi}{6}$ resolves the infeasibility issue in sp-HOCBF, while the other controllers (FCBF and HOCBF) remain feasible even under small heading angles, demonstrating better feasibility. When the FCBF hyperparameter k_3 is increased, the unicycle follows a more aggressive control strategy and moves closer to the obstacle. Among the three methods, FCBF produces the smoothest trajectory.

As illustrated in Figs. 2 and 3, and consistent with Rem. 1, increasing the hyperparameter τ tends to result in smoother variations in the control input \mathbf{u} for FCBF when other hyperparameters are held constant (e.g., $k_3 = k_4 = 1$). Compared to HOCBF and sp-HOCBF, the control input under FCBF exhibits smoother variations. However, by comparing the input curves of HOCBF and sp-HOCBF, we observe that introducing a smoothness penalty does not significantly improve the smoothness of the control input. As shown in Fig. 4, smaller values of k_4 tend to promote smoother variations in \mathbf{u} for FCBF, which is consistent with Rem. 1. We conclude that FCBF offers improved input smoothness and greater control flexibility compared to HOCBF and sp-HOCBF.

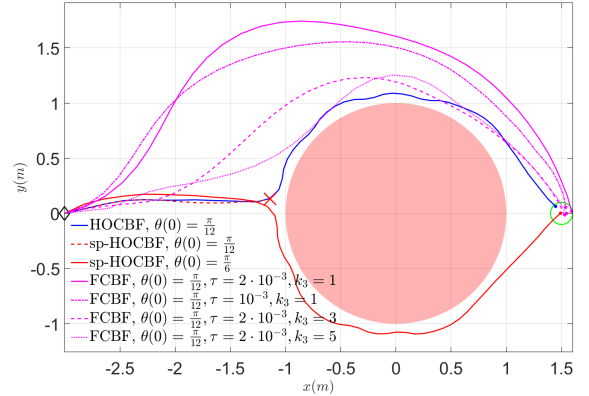
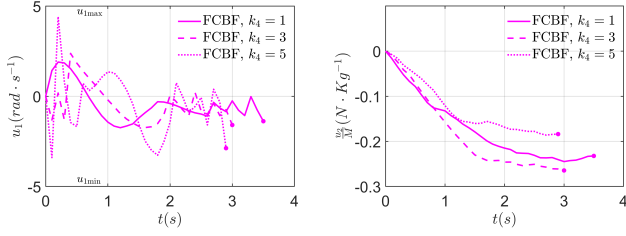


Fig. 1: Closed-loop trajectories with controllers FCBF (magenta), HOCBF (blue) and sp-HOCBF (red). FCBF ($k_4 = 1$) and HOCBF perform well in safety-critical navigation when the initial heading angle is small.

VI. CONCLUSION AND FUTURE WORK

This paper proposes a new framework, Filtered Control Barrier Functions (FCBFs), that addresses the challenge of generating smooth control inputs in safety-critical systems. By introducing an auxiliary dynamic system acting as a low-pass filter, we guarantee that the resulting filtered input remains Lipschitz continuous and satisfies control input limitations while preserving the safety guarantees of traditional HOCBFs. The formulation retains the structure and computational efficiency of a single QP, making it amenable to real-time implementation. Simulation results demonstrate that FCBFs provide smoother and more flexible control trajectories compared to existing methods such as HOCBF and smoothness-penalized HOCBF. Future work will explore learning-based hyperparameter tuning methods for stochastic



(a) Control input u_1 (angular velocity) over time (b) Control input u_2 (driven force) over time

Fig. 4: FCBF ($k_3 = 1$) with different class κ function hyperparameter (k_4) is evaluated. Smaller k_4 tends to promote smoother variations in \mathbf{u} .

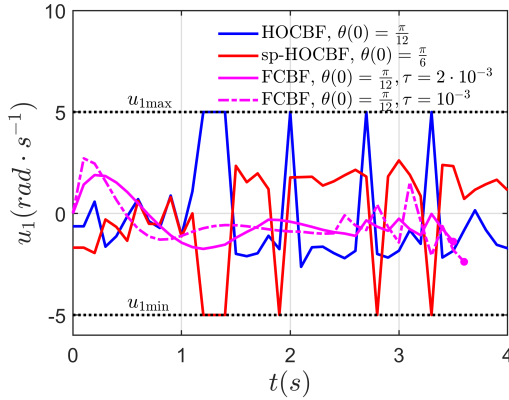


Fig. 2: Control input u_1 (angular velocity) over time with different controllers. FCBF ($k_3 = k_4 = 1$) ensures smoother transitions of u_1 compared to HOCBF and sp-HOCBF.

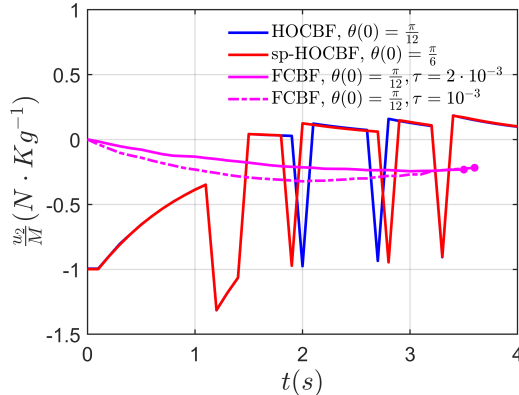


Fig. 3: Control input u_2 (driven force) over time with different controllers. FCBF ($k_3 = k_4 = 1$) ensures smoother transitions of u_2 compared to HOCBF and sp-HOCBF.

systems, with implementation on physical robotic platforms.

REFERENCES

- [1] S. Boyd, S. P. Boyd, and L. Vandenberghe, *Convex optimization*. Cambridge university press, 2004.
- [2] K. P. Tee, S. S. Ge, and E. H. Tay, "Barrier lyapunov functions for the control of output-constrained nonlinear systems," *Automatica*, vol. 45, no. 4, pp. 918–927, 2009.
- [3] J.-P. Aubin, A. M. Bayen, and P. Saint-Pierre, *Viability theory: new directions*. Springer Science & Business Media, 2011.
- [4] S. Prajna, A. Jadbabaie, and G. J. Pappas, "A framework for worst-case and stochastic safety verification using barrier certificates," *IEEE Transactions on Automatic Control*, vol. 52, no. 8, pp. 1415–1428, 2007.
- [5] D. Panagou, D. M. Stipanović, and P. G. Voulgaris, "Multi-objective control for multi-agent systems using lyapunov-like barrier functions," in *52nd IEEE Conference on Decision and Control*, 2013, pp. 1478–1483.
- [6] L. Wang, A. D. Ames, and M. Egerstedt, "Multi-objective compositions for collision-free connectivity maintenance in teams of mobile robots," in *2016 IEEE 55th Conference on Decision and Control (CDC)*, 2016, pp. 2659–2664.
- [7] P. Glotfelter, J. Cortés, and M. Egerstedt, "Nonsmooth barrier functions with applications to multi-robot systems," *IEEE control systems letters*, vol. 1, no. 2, pp. 310–315, 2017.
- [8] O. Huber, V. Acary, B. Brogliato, and F. Plestan, "Implicit discrete-time twisting controller without numerical chattering: Analysis and experimental results," *Control Engineering Practice*, vol. 46, pp. 129–141, 2016.
- [9] W. Xiao, C. A. Belta, and C. G. Cassandras, "High order control lyapunov-barrier functions for temporal logic specifications," in *2021 American Control Conference (ACC)*, 2021, pp. 4886–4891.
- [10] V. Utkin and H. Lee, "Chattering problem in sliding mode control systems," in *International Workshop on Variable Structure Systems, 2006. VSS'06.*, 2006, pp. 346–350.
- [11] A. D. Ames, X. Xu, J. W. Grizzle, and P. Tabuada, "Control barrier function based quadratic programs for safety critical systems," *IEEE Transactions on Automatic Control*, vol. 62, no. 8, pp. 3861–3876, 2016.
- [12] A. D. Ames, K. Galloway, and J. W. Grizzle, "Control lyapunov functions and hybrid zero dynamics," in *2012 IEEE 51st IEEE Conference on Decision and Control (CDC)*, 2012, pp. 6837–6842.
- [13] Q. Nguyen and K. Sreenath, "Exponential control barrier functions for enforcing high relative-degree safety-critical constraints," in *2016 American Control Conference (ACC)*, 2016, pp. 322–328.
- [14] W. Xiao and C. Belta, "High-order control barrier functions," *IEEE Transactions on Automatic Control*, vol. 67, no. 7, pp. 3655–3662, 2021.
- [15] A. Isaly, B. C. Allen, R. G. Sanfelice, and W. E. Dixon, "Zeroing control barrier functions for safe volitional pedaling in a motorized cycle," *IFAC-PapersOnLine*, vol. 53, no. 5, pp. 218–223, 2020.
- [16] S. Liu, W. Xiao, and C. A. Belta, "Auxiliary-variable adaptive control barrier functions for safety critical systems," in *2023 62th IEEE Conference on Decision and Control (CDC)*, 2023.
- [17] —, "Auxiliary-variable adaptive control barrier functions," *arXiv preprint arXiv:2502.15026*, 2025.
- [18] C. Khazoom, D. Gonzalez-Diaz, Y. Ding, and S. Kim, "Humanoid self-collision avoidance using whole-body control with control barrier functions," in *2022 IEEE-RAS 21st International Conference on Humanoid Robots (Humanoids)*, 2022, pp. 558–565.
- [19] S. Liu, Z. Huang, and J. Zeng, "Iterative convex optimization for safety-critical model predictive control," *arXiv preprint arXiv:2404.00881*, 2024.
- [20] S. Liu, Y. Mao, and C. A. Belta, "Safety-critical planning and control for dynamic obstacle avoidance using control barrier functions," *arXiv preprint arXiv:2403.19122*, 2024.
- [21] A. J. Taylor, P. Ong, T. G. Molnar, and A. D. Ames, "Safe backstepping with control barrier functions," in *2022 IEEE 61st Conference on Decision and Control (CDC)*, 2022, pp. 5775–5782.
- [22] T. G. Molnar, R. K. Cosner, A. W. Singletary, W. Ubellacker, and A. D. Ames, "Model-free safety-critical control for robotic systems," *IEEE robotics and automation letters*, vol. 7, no. 2, pp. 944–951, 2021.
- [23] M. H. Cohen, P. Ong, G. Bahati, and A. D. Ames, "Characterizing smooth safety filters via the implicit function theorem," *IEEE Control Systems Letters*, vol. 7, pp. 3890–3895, 2023.
- [24] H. K. Khalil, *Nonlinear systems; 3rd ed.* Upper Saddle River, NJ: Prentice-Hall, 2002, the book can be consulted by contacting: PH-AID: Wallet, Lionel. [Online]. Available: <https://cds.cern.ch/record/1173048>
- [25] W. Xiao, C. Belta, and C. G. Cassandras, "Adaptive control barrier functions," *IEEE Transactions on Automatic Control*, vol. 67, no. 5, pp. 2267–2281, 2021.