

# Optimal Control of an Epidemic with Intervention Design

Behrooz Moosavi Ramezanzadeh<sup>†</sup>

April 1, 2025

## Abstract

In this paper, I propose a controlled SEIR model that advances epidemic management through optimal control theory. I improve the traditional framework by incorporating practical intervention constraints and economic considerations. Approaching this problem using modern methods of calculus of variations, I first conduct a rigorous mathematical analysis of the controlled system. Then, I formulate an infinite time horizon control problem and investigate its mathematical connections with finite time, setting the stage for applying the Hamiltonian procedure. By specifying a linear cost-functional, I solve the model and derive the optimal solution. Throughout the paper, I employ simulations to numerically verify the model's results, enhancing intuition and validating the findings.

## 1 Introduction

Epidemic outbreaks, from historical pandemics such as the 14th-century Black Death and the 1918 Spanish Flu to modern crises like COVID-19, have profoundly shaped human societies by impacting populations, economies, and healthcare infrastructure. These recurring events underscore the urgent need for effective intervention strategies to manage infectious diseases. Such strategies must account for practical constraints, including limited vaccine supplies, delayed responses, and overwhelmed healthcare systems. Designing intervention strategies that optimally balance effectiveness and feasibility thus remains a fundamental challenge in epidemic control.

Mathematical models, particularly compartmental frameworks like the Susceptible-Infected-Recovered (SIR) and Susceptible-Exposed-Infected-Recovered (SEIR) models, have significantly advanced our understanding of disease dynamics and informed public health policy. The SEIR model, which extends the classic SIR framework by incorporating a latent or exposed period, has been widely employed to analyze and predict epidemic progression (see, e.g., [Anderson and May \(1991\)](#), [Kermack and McKendrick \(1927\)](#) and [Jackson \(2010\)](#)). A key objective of epidemic modeling is the identification of optimal control measures capable of minimizing infections and preventing

---

<sup>†</sup>Ph.D. student in Economics,  
University of Pittsburgh,  
Pittsburgh, PA, USA.  
Email:behroozmoosavi@pitt.edu

healthcare system collapse under realistic resource limitations. Optimal control theory has emerged as an essential methodology in this area, offering systematic tools for determining the optimal timing, intensity, and combination of interventions such as vaccination, hospitalization, and social distancing. By explicitly incorporating real-world constraints—including delayed vaccine availability and finite treatment capacities—research has increasingly shifted from descriptive analyses toward prescriptive solutions aimed at optimizing public health outcomes under uncertainty.

However, existing models often fail to adequately capture critical complexities inherent to real-world epidemic management. Earlier approaches commonly overlook practical considerations such as delayed symptom onset, maximum feasible vaccination rates, and limits on intervention intensity. Additionally, traditional models frequently neglect economic considerations associated with vaccination and hospitalization, potentially resulting in recommendations that are challenging or inefficient to implement. Historical experiences, such as the fragmented response during the 1918 Spanish Flu pandemic [Barry \(2004\)](#), illustrate the necessity for more realistic and nuanced approaches. Contemporary pandemics, notably COVID-19, further underscore the delicate balance policymakers must maintain amid dynamically evolving conditions and resource constraints [Ferguson et al. \(2020\)](#). Although previous studies (e.g., [Bussell et al. \(2019\)](#), [Behncke \(2000\)](#)) have effectively applied optimal control theory to identify general intervention strategies, substantial gaps remain regarding practical applicability and operational guidance under realistic constraints.

This paper advances epidemic modeling by explicitly addressing these limitations through a refined SEIR-based optimal control framework that incorporates complexities such as delayed symptom onset, delayed vaccine availability, intervention intensity limits, and infection caps. Crucially, it integrates economic considerations related to vaccination and hospitalization into the mathematical optimization process, using modern methods of calculus of variations [Fonseca and Leoni \(2006\)](#). In other words, the construction of the optimal control problem is used to determine the tradeoff between cost of intervention and how much intervention needed when the epidemic spreads over the fixed population. This approach provides policymakers with actionable insights into optimal intervention strategies over both short and long terms. Additionally, this study introduces novel analytical techniques, including time-independent disease analyses and practical guidance for selecting initial conditions, supported by simulation results. Consequently, it bridges important gaps identified in prior research by establishing a robust foundation for realistic and operationally relevant epidemic management strategies.

**Plan of Paper:** The remainder of the paper is organized as follows: In Section 2, I build the mathematical foundation for the controlled SEIR model, exploring its essential properties through analyses of asymptotic behavior, a time-free formulation, and a comparative study supported by simulations. This foundation supports Section 3, where I turn to dynamic optimization. I start by defining the optimal control problem over an infinite time horizon, establishing the conditions required for a solution to exist. Then, I adapt this framework to a finite horizon, exploring its convergence to the infinite-horizon case. Finally, with a specific cost function in place, I derive optimality conditions and perform a sensitivity analysis to assess how key control parameters affect the outcomes.

**Notations:** I denote by  $L^\infty(I)$  the space of essentially bounded measurable functions over the infinite time interval  $I = [0, +\infty)$ , and by  $W^{1,\infty}(I; \mathbb{R}^3)$  the Sobolev space of functions from  $I$  to  $\mathbb{R}^3$  that are Lipschitz continuous with essentially bounded first derivatives. The notation  $u_n \xrightarrow{*} u$  (weak-\* convergence) indicates that for every integrable test function  $\varphi$ , the integral  $\int_0^\infty u_n(t)\varphi(t)dt$  converges to  $\int_0^\infty u(t)\varphi(t)dt$ . Additionally, uniform convergence on compact intervals means that the maximum difference between functions becomes arbitrarily small on any finite subinterval of  $I$ .<sup>1</sup>

## 2 Basic Results of Controlled System

This section establishes the foundations of the model we intend to investigate. To achieve this, we focus on the SEIR model (see [Anderson and May \(1991\)](#) for more details). The model is defined by

$$\begin{aligned}\frac{ds}{dt} &= -(\beta - h(t))s(t)i(t) - u(t)s(t) \\ \frac{de}{dt} &= (\beta - h(t))s(t)i(t) - \sigma e(t) \\ \frac{di}{dt} &= \sigma e(t) - \gamma i(t) \\ \frac{dr}{dt} &= \gamma i(t) + u(t)s(t)\end{aligned}\tag{1}$$

with

$$s(t) + e(t) + i(t) + r(t) = 1$$

The control  $u(t)$  (vaccination rate) satisfies

$$0 \leq u(t) \leq u_{\max}$$

Additionally, we control hospitalizations or treatments by  $h(t)$

$$0 \leq h(t) \leq h_{\max}$$

and is enforced to be zero for  $t < t_{\text{delay}}$ . Moreover, we wish to respect a treatment capacity by enforcing (via a penalty) that

$$i(t) \leq I_{\max}, \quad \forall t$$

---

<sup>1</sup>For the rigorous mathematical treatment of the  $L^\infty$ ,  $W^{1,\infty}$  spaces and their convergence properties, see e.g. [Fonseca and Leoni \(2006\)](#) and [Leoni \(2017\)](#).

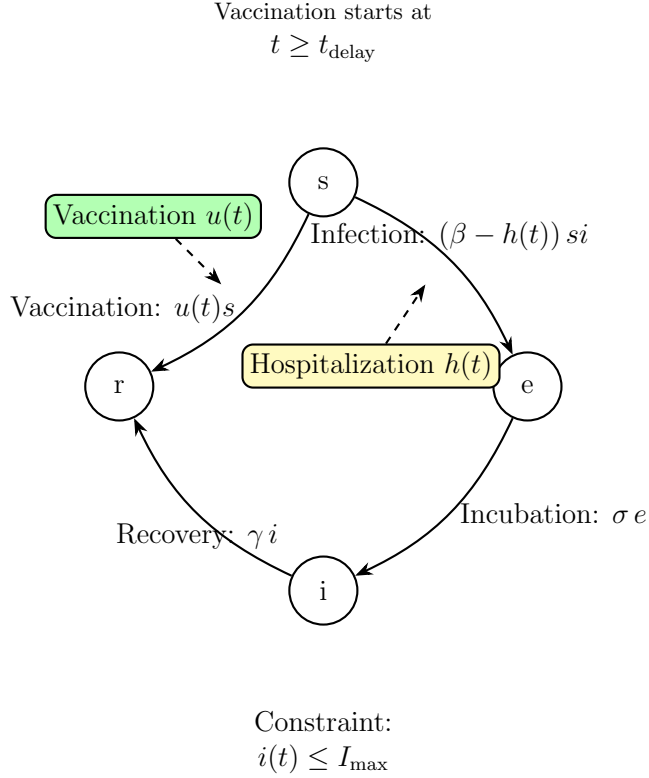


Figure 1: Circular diagram of the SEIR epidemic model. Nodes represent the compartments  $s$ ,  $e$ ,  $i$ , and  $r$ , with transitions and control interventions indicated by arrows and additional control nodes.

Where  $\beta$  is the baseline transmission rate, and the effective transmission rate  $\beta - h(t)$  decreases as the hospitalization rate  $h(t)$  increases,  $h(t)$  measuring the strength of this effect. The control functions  $u(t)$  represents the vaccination rate and is bounded by a maximum capacity; moreover, vaccination is assumed to begin only after a delay (reflecting vaccine unavailability during the early phase of the epidemic), i.e.,  $u(t) = 0$  for  $t < t_{\text{delay}}$ .

To clarify the role of intervention factors and parameters, consider the following set of assumptions in our model and see Figure 1:

1.  $u(t)$  (Vaccination) removes susceptibles directly by sending  $S \rightarrow R$ .
2.  $h(t)$  (Hospital/Treatment) lowers the effective infection rate from  $\beta$  down to  $\beta - h(t)$ .
3.  $\sigma$  is the incubation (or latent)-removal rate from  $E \rightarrow I$ .
4.  $\gamma$  is the recovery (or removal) rate from  $I \rightarrow R$ .

In our formulation, we refer to the model as "controlled" because it explicitly incorporates an external intervention in the vaccination rate  $u(t)$ . This control function represents a policy or strategy that can be chosen (or optimized) to influence the epidemic's progression.

**Remark 1** The sum of the first three differential equations in 1 gives

$$(s + i + e)' = -(\gamma i(t) + u(t)s(t)).$$

Since  $\gamma i(t) + u(t)s(t)$  is positive, this implies that  $s + i + e$  is decreasing.

**Theorem 1** Let  $I = [0, +\infty)$  and let the control  $u \in U = L^\infty(I; [0, u_{\max}])$  be given. Consider the controlled SEIR system 1 with initial conditions

$$s(0) = s_0 > 0, \quad e(0) = e_0 \geq 0, \quad i(0) = i_0 > 0, \quad r(0) = r_0 \geq 0, \quad \text{and} \quad s_0 + e_0 + i_0 + r_0 = 1$$

Then, there exists a unique solution.

$$(s, e, i, r) \in Y = W^{1,\infty}(I; \mathbb{R}^3)$$

such that for every  $t \in I$  the state satisfies

$$s(t) > 0, \quad i(t) \geq 0, \quad e(t) \geq 0, \quad r(t) \geq 0, \quad \text{and} \quad s(t) + e(t) + i(t) + r(t) = 1$$

**Proof.** Let's consider the reduced controlled SEIR system written in  $\mathbb{R}^3$  as

$$\begin{aligned} s'(t) &= -(\beta - h(t))s(t)i(t) - u(t)s(t) \\ e'(t) &= (\beta - h(t))s(t)i(t) - \sigma e(t) \\ i'(t) &= \sigma e(t) - \gamma i(t) \end{aligned}$$

with the initial condition

$$s(0) = s_0 > 0, \quad e(0) = e_0 \geq 0, \quad i(0) = i_0 > 0$$

And where the recovered fraction is defined by

$$r(t) = 1 - s(t) - e(t) - i(t)$$

Since the coefficients  $\beta$ ,  $\sigma$ ,  $\gamma$ , and  $\eta$  are constants and the control  $u(t)$  is assumed to belong to  $L^\infty(I; [0, u_{\max}])$ , it follows that the right-hand sides of the above equations are locally Lipschitz functions of  $(s, e, i)$  on the set

$$\mathbb{T} = \{(s, e, i) \in (0, 1]^3 : s + e + i \leq 1, s > 0, i > 0, e \geq 0\}$$

Hence, by the Picard–Lindelöf theorem (e.g., see [Hale \(1980\)](#)-page 18), there exists a unique local continuous solution  $(s, e, i)$  on some interval  $(0, T_0]$ . Next, observe that if we define  $r(t) = 1 - s(t) - e(t) - i(t)$ , then differentiating the sum

$$s(t) + e(t) + i(t) + r(t)$$

concerning time yields

$$\frac{d}{dt}(s(t) + e(t) + i(t) + r(t)) = s'(t) + e'(t) + i'(t) - (s'(t) + e'(t) + i'(t)) = 0$$

Since the initial condition satisfies  $s_0 + e_0 + i_0 + r_0 = 1$ , it follows that

$$s(t) + e(t) + i(t) + r(t) = 1 \quad \text{for all } t \geq 0 \tag{2}$$

Thus, the solution remains on the invariant manifold. To prove that  $s(t)$  remains strictly positive, note that the equation for  $s(t)$  can be written as

$$s'(t) = -[(\beta - h(t))i(t) + u(t)]s(t)$$

This linear differential equation has a solution in  $s(t)$ .

$$s(t) = s_0 \exp \left\{ - \int_0^t [(\beta - h(\xi))i(\xi) + u(\xi)] d\xi \right\}$$

Since  $s_0 > 0$  and the exponential function is always positive, it follows that  $s(t) > 0$  for all  $t \geq 0$ . A similar argument shows that  $i(t) > 0$  for all  $t \geq 0$ , given that  $i(0) > 0$  and the equation for  $i(t)$  is

$$i'(t) = \sigma e(t) - \gamma i(t)$$

with  $e(t) \geq 0$ . Moreover, since  $(s, e, i)$  remains in the compact set

$$\mathbb{T} = \{(s, e, i) \in (0, 1]^3 : s + e + i \leq 1\}$$

The local solution can be extended to a global solution on  $[0, +\infty)$ . Finally, because the right-hand side of the system is bounded on  $\mathbb{T}$ , the derivatives  $s'(t)$ ,  $e'(t)$ , and  $i'(t)$  are bounded, which implies that the solution is Lipschitz continuous. Therefore, we conclude that.

$$(s, e, i) \in W^{1,\infty}([0, +\infty); \mathbb{R}^3)$$

and the recovered fraction  $r(t) = 1 - s(t) - e(t) - i(t)$  remains nonnegative for all  $t \geq 0$ . This completes the proof. ■

**Corollary 2** *Let  $s(t)$ ,  $e(t)$ , and  $i(t)$  be the unique solution of the reduced controlled SEIR system 1*

$$s(0) = s_0 > 0, \quad e(0) = e_0 \geq 0, \quad i(0) = i_0 > 0,$$

*and with the recovered fraction defined by*

$$r(t) = 1 - s(t) - e(t) - i(t).$$

*Then, for every  $t \geq 0$ , the non-recovered population satisfies*

$$s(t) + e(t) + i(t) - (s_0 + e_0 + i_0) = - \int_0^t [u(\tau)s(\tau) + \gamma i(\tau)] d\tau.$$

**Proof.** Define

$$X(t) = s(t) + e(t) + i(t).$$

By summing the differential equations for  $s(t)$ ,  $e(t)$ , and  $i(t)$ , we obtain

$$\begin{aligned} X'(t) &= s'(t) + e'(t) + i'(t) \\ &= -(\beta - h(t))s(t)i(t) - u(t)s(t) \\ &\quad + (\beta - h(t))s(t)i(t) - \sigma e(t) \\ &\quad + \sigma e(t) - \gamma i(t) \\ &= -[u(t)s(t) + \gamma i(t)]. \end{aligned}$$

Integrating from 0 to  $t$  yields

$$X(t) - X(0) = - \int_0^t [u(\tau)s(\tau) + \gamma i(\tau)] d\tau.$$

Since  $X(0) = s_0 + e_0 + i_0$  and  $X(t) = s(t) + e(t) + i(t)$ , the stated relation follows. ■

**Assumption 1** *Assume, for technical comfort  $u, h \in L^\infty(I)$ , the cumulative vaccination and hospitalization load is finite. ( $\int_0^\infty u(\tau)d\tau < \infty$  and  $\int_0^\infty h(\tau)d\tau < \infty$ )*

**Corollary 3 (Basic Asymptotic Properties)** *The following claims hold:*

1.  $s$  is strictly decreasing in  $t$ .
2.  $\lim_{t \rightarrow \infty} i(t) = 0$
3.  $\lim_{t \rightarrow \infty} e(t) = 0$
4.  $s_\infty := \lim_{t \rightarrow +\infty} s(t) \in (0, 1)$

**Proof.**

1. Let us focus on the equation for  $e$ ,

$$s'(t) = -[(\beta - h(t))i(t) + u(t)]s(t)$$

and because  $s(t) > 0$  and  $(\beta - h(t))i(t) \geq 0$ , and  $u(t) \geq 0$ , it follows that  $s'(t) < 0$ . Hence,  $s(t)$  strictly decreases for all  $t \geq 0$ .

2. Suppose, for the sake of contradiction, that  $i(t)$  does not converge to zero. Then there exists some  $\delta > 0$  and a time  $T$  such that

$$i(t) \geq \delta \text{ for all } t \geq T$$

Since  $\gamma > 0$ , we then have  $\gamma i(\tau) \geq \gamma \delta$  for all  $\tau \geq T$ . Note also  $u(\tau)s(\tau) \geq 0$ . Thus the integral

$$\int_T^t [u(\tau)s(\tau) + \gamma i(\tau)]d\tau \geq \int_T^t \gamma \delta d\tau = \gamma \delta (t - T), \quad \text{for } t \geq T$$

Hence, for  $t > T$ ,

$$\int_0^t [u(\tau)s(\tau) + \gamma i(\tau)]d\tau = \int_0^T [\dots] + \int_T^t [\dots] \geq \int_0^T [\dots] + \gamma \delta (t - T)$$

Denote  $C := \int_0^T [u(\tau)s(\tau) + \gamma u(\tau)]d\tau \geq 0$ . Then

$$\int_0^t [u(\tau)s(\tau) + \gamma i(\tau)]d\tau \geq C + \gamma \delta (t - T)$$

As  $t \rightarrow \infty$ , the right-hand side  $\rightarrow +\infty$ . Consequently, from the corollary 2:

$$X(t) - [s_0 + e_0 + i_0] = - \int_0^t [u(\tau)s(\tau) + \gamma i(\tau)]d\tau \rightarrow -\infty$$



Hence  $X(t) = s(t) + e(t) + i(t)$  must eventually become negative. But this is impossible because each of  $s(t), e(t), l(t)$  is a population fraction and thus cannot yield a negative sum  $X(t)$ . We have reached a contradiction.

3. Consider the third differential equation of 1

$$e'(t) = (\beta - h(t))s(t)i(t) - \sigma e(t)$$

with  $\sigma > 0$ . Define

$$F(t) = (\beta - h(t))s(t)i(t)$$

Hence,

$$e'(t) + \sigma e(t) = F(t)$$

Rewrite the equation as

$$\frac{d}{dt} (e(t)e^{\sigma t}) = F(t)e^{\sigma t}$$

Integrating from 0 to  $t$ , we get

$$e(t)e^{\sigma t} - e(0) = \int_0^t F(\tau)e^{\sigma \tau} d\tau$$

which implies

$$e(t) = e(0)e^{-\sigma t} + \int_0^t e^{-\sigma(t-\tau)} F(\tau) d\tau$$

Recall  $s(t) + e(t) + i(t) \leq 1, i(t) \rightarrow 0$  in the long run, and  $s(t)$  is eventually tiny (or at least not growing). As a result, the product

$$F(\tau) = (\beta - h(\tau))s(\tau)i(\tau)$$

Becomes arbitrarily small for large  $\tau$ . Formally, since  $i(\tau) \rightarrow 0$  and  $s(\tau)$  does not blow up, we have  $F(\tau) \rightarrow 0$ . From the integral expression for  $e(t)$ ,

$$e(t) = e(0)e^{-\sigma t} + \int_0^t e^{-\sigma(t-\tau)} F(\tau) d\tau$$

The first term  $e(0)e^{-\sigma t} \rightarrow 0$  as  $t \rightarrow \infty$ . For the integral term, note that  $e^{-\sigma(t-\tau)}$  decays exponentially fast as  $t - \tau$  grows, while  $F(\tau)$  remains bounded and eventually approaches zero. Hence the integrand

$$e^{-\sigma(t-\tau)} F(\tau)$$

Becomes small for large  $t$ . By standard arguments in integral equations (similar to Gronwall inequality ( see [Gronwall \(1919\)](#) or [Walter \(1998\)](#))), the integral cannot remain away from zero as  $t \rightarrow \infty$ .

Therefore,

$$\lim_{t \rightarrow \infty} e(t) = 0$$

4. By strict monotonicity and positivity, the limit  $s_\infty := \lim_{t \rightarrow +\infty} s(t)$  exists and is finite. Since  $s + i + e$  is decreasing (see [Remark 1](#)) and positive, then  $\lim_{t \rightarrow +\infty} (s(t) + i(t) + e(t))$  exists and is finite.

■

**Proposition 4** *There exists a sharp bound on  $s_\infty$  such that  $s_\infty \leq p^*(\gamma, \beta, h_{\max}, \sigma)$  which is increasing in  $\gamma$  and  $h_{\max}$  and decreasing in  $\beta$  and  $\sigma$ . To be more detailed,*

$$s_\infty \leq p^*(\beta, \gamma, h_{\max}, s(0)) := \begin{cases} s(0), & \text{if } \frac{\beta - h_{\max}}{\gamma} \leq 1, \\ -\frac{1}{\frac{\beta - h_{\max}}{\gamma}} W \left[ -\frac{\beta - h_{\max}}{\gamma} s(0) e^{-\frac{\beta - h_{\max}}{\gamma}} \right], & \text{if } \frac{\beta - h_{\max}}{\gamma} > 1 \end{cases} \quad (3)$$

where  $W(z) = z \exp z$  is Lambert function (e.g. see [Gray \(1978\)](#) for more details).

**Proof.** As we want to find the bound above in the statement of the theorem, it is equivalent to say that let's maximize the long-term proportion of susceptibles  $s_\infty$ . To do so, we need to:

- Suppress infections as much as possible. That means using the maximum  $h_{\max}$  to reduce  $\beta \mapsto \beta - h_{\max}$ .
- Avoid vaccination (i.e. set  $u(t) = 0$ ), because vaccinating transfers susceptibles  $S$  into the recovered class  $R$ . That permanently reduces  $s(t)$ .

To put it more simply, we minimize the total infections while not removing susceptibles via vaccination to get the largest possible  $s_\infty$ . Fix  $h(t) = h_{\max}$  and  $u(t) = 0$ . Then

$$s'(t) = -(\beta - h_{\max}) s(t) i(t), \quad e'(t) = (\beta - h_{\max}) s(t) i(t) - \sigma e(t), \quad i'(t) = \sigma e(t) - \gamma i(t)$$

Because every individual in  $E$  eventually enters  $I$  (rate  $\sigma$ ), the presence of the exposed class does not change the final fraction who remains susceptible. Indeed, summing the first three equations shows  $\sigma$  cancels:

$$\frac{d}{dt}[s + e + i] = -(\beta - h_{\max})si + (\beta - h_{\max})si - \sigma e + \sigma e - \gamma i = -\gamma i$$

Hence, in the long run, we get the same "final-size" condition (e.g., see [Arino et al. \(2007\)](#) for more details) as one would with a classical SIR system whose infection rate is  $(\beta - h_{\max})$  and recovery rate is  $\gamma$ . Let  $R_{\max} := \frac{\beta - h_{\max}}{\gamma}$ . If  $R_{\max} \leq 1$ , the epidemic never takes off, and the sharpest bound we can claim is  $p^*(\beta, \gamma, h_{\max}, S(0)) = S(0)$ . If  $R_{\max} > 1$ , then we employ the standard final-size equation from SIR theory:

$$\ln\left(\frac{S_{\infty}}{S(0)}\right) = -R_{\max}(1 - S_{\infty})$$

which identifies a unique solution  $S_{\infty} \in (0, S(0))$ . When  $R_{\max} > 1$ , we solve

$$S_{\infty} = S(0) \exp[-R_{\max}(1 - S_{\infty})]$$

Set  $x := R_{\max}S_{\infty}$ . Then

$$xe^{-x} = R_{\max}S(0) \exp(-R_{\max})$$

which implies

$$x = -W[-R_{\max}S(0) \exp(-R_{\max})]$$

where  $W(\cdot)$  is the principal real branch of the Lambert  $W$ . Hence

$$s_{\infty} = \frac{x}{R_{\max}} = -\frac{1}{R_{\max}}W[-R_{\max}S(0)e^{-R_{\max}}]$$

Putting both cases together yields precisely the piecewise-defined function.

$$p^*(\beta, \gamma, h_{\max}, S(0)) = \begin{cases} S(0), & \text{if } R_{\max} \leq 1 \\ -\frac{1}{R_{\max}}W[-R_{\max}S(0) \exp(-R_{\max})], & \text{if } R_{\max} > 1 \end{cases}$$

■

It should be mentioned that the monotonicity properties in  $\gamma, h_{\max}, \beta$  are direct consequences of the definition  $R_{\max} = (\beta - h_{\max})/\gamma$  inside the above expression. Although  $\sigma$  appears in the SEIR system, it cancels out in the final-size identity in 3 and does not raise  $S_{\infty}$ .

**Remark 2** If there is no hospitalization ( $h(t) = h_{\max} = 0$  a.e  $t \in I$ ),  $i(t)$  is eventually non-increasing and  $i'(t) \leq 0$  then  $s(t) \leq p^*(\gamma, \beta, \sigma)$  for  $\forall t \in I$  which we call  $p^*$  herd immunity threshold. In the previous corollary 2, we proved that  $s_{\infty} \leq p^*(\gamma, \beta, h_{\max}, \sigma)$  which is strictly greater than  $p^*(\gamma, \beta, \sigma)$ .

In many real-world scenarios, the vaccination rate  $u(\cdot)$  may not be zero (because people have free will) or even exogenously imposed rather than controlled. To accommodate this broader situation, we can extend the previous arguments so that  $u(\cdot)$  remains in the system explicitly. This leads to an integral-type expression for the long-run susceptible fraction  $s_{\infty}$ , which allows us to quantify how any time-varying vaccination rate further depletes  $s(\cdot)$ . The statement and proof of this generalization are presented in the following corollary.

**Corollary 5** *Let us choose  $h(t) = h_{\max}$  for all  $t$  and let  $u$  change over time and not force it to be zero if  $s_{\infty} = \lim_{t \rightarrow \infty} s(t)$ . Then, the general bond will be*

$$s_{\infty} \leq s(0) \exp \left( - \int_0^{\infty} [(\beta - h_{\max}) i(\tau) + u(\tau)] d\tau \right)$$

**Proof.** Since  $h(t) = h_{\max}$  is fixed, the first equation becomes

$$s'(t) = - [(\beta - h_{\max}) i(t) + u(t)] s(t)$$

Dividing by  $s(t)$  and integrating from 0 to  $t$  yields

$$\ln[s(t)] - \ln[s(0)] = - \int_0^t [(\beta - h_{\max}) i(\tau) + u(\tau)] d\tau$$

so

$$s(t) = s(0) \exp \left[ - \int_0^t ((\beta - h_{\max}) i(\tau) + u(\tau)) d\tau \right]$$

Because  $s$  is strictly decreasing by corollary 3. Then taking  $t \rightarrow \infty$  gives

$$s_{\infty} = \lim_{t \rightarrow \infty} s(t) \leq s(0) \exp \left( - \int_0^{\infty} [(\beta - h_{\max}) i(\tau) + u(\tau)] d\tau \right)$$

As claimed. ■

A pivotal technique for analyzing the SEIR system is exploiting the susceptible fraction  $s(t)$ , which decreases strictly as long as infection remains. Concretely, when  $i(t) > 0$ , the trajectory  $s : [0, +\infty) \rightarrow (s_\infty, s_0]$  is strictly decreasing, mapping each time  $t \geq 0$  to a unique value of  $s(t) \in (s_\infty, s_0]$ . This strict monotonicity guarantees that  $s(t)$  is invertible on its range so that we can view other compartment variables—namely  $e(t)$  and  $i(t)$ —and the vaccination/control input  $u(t)$  as compositions with the decreasing function  $s(\cdot)$ . By thus reparametrizing in terms of  $s$ , we eliminate the explicit time variable from certain fundamental integral identities. The following lemma helps formalize it.

**Lemma 1 (Time-Free Representation of the SEIR Integral Equation)** *Under the fact that  $s : [0, +\infty) \rightarrow (s_\infty, s_0]$  is strictly decreasing and Lipschitz invertible, the following time-free identity holds for every  $s \in [s_\infty, s_0]$  :*

$$s + e(s) + i(s) - (s_0 + e_0 + i_0) = \int_s^{s_0} \frac{u(\Xi)\Xi + \gamma i(\Xi)}{\Xi[(\beta - h(\Xi))i(\Xi) + u(\Xi)]} d\Xi$$

**Proof.** Integrate the sum of the first three equations to obtain

$$s(t) + e(t) + i(t) - (s_0 + e_0 + i_0) = - \int_0^t [u(\tau)s(\tau) + \gamma i(\tau)] d\tau$$

Since  $s(t)$  is strictly decreasing, Its inverse exists; setting  $\Xi = s(\tau)$  we have

$$\frac{d\Xi}{d\tau} = s'(\tau) = -[(\beta - h(\tau))i(\tau) + u(\tau)]s(\tau)$$

Thus,

$$d\tau = \frac{d\Xi}{s'(\tau)} = \frac{d\Xi}{-[(\beta - h(\tau))i(\tau) + u(\tau)]s(\tau)}$$

Changing variables in the integral (e.g [Hajlasz \(1993\)](#) for more details), with the convention that as  $\tau$  runs from 0 to  $t$ ,  $\Xi$  decreases from  $s_0$  to  $s(t)$ , we obtain

$$\int_0^t [u(\tau)s(\tau) + \gamma i(\tau)] d\tau = \int_{s_0}^{s(t)} \frac{u(t(\Xi))\Xi + \gamma i(t(\Xi))}{s'(t(\Xi))} d\Xi$$

Since  $s'(t(\Xi)) < 0$ , reversing the integration limits yields

$$\int_0^t [u(\tau)s(\tau) + \gamma i(\tau)]d\tau = - \int_{s(t)}^{s_0} \frac{u(\Xi)\Xi + \gamma i(\Xi)}{s'(t(\Xi))} d\Xi$$

Substituting this into the integrated identity gives

$$s(t) + e(t) + i(t) - (s_0 + e_0 + i_0) = - \left[ - \int_{s(t)}^{s_0} \frac{u(\Xi)\Xi + \gamma i(\Xi)}{s'(t(\Xi))} d\Xi \right] = \int_{s(t)}^{s_0} \frac{u(\Xi)\Xi + \gamma i(\Xi)}{s'(t(\Xi))} d\Xi$$

Now, from the first differential equation, we have

$$s'(t) = -[(\beta - h(t))i(t) + u(t)]s(t)$$

so that, upon evaluating at  $t = t(\Xi)$  (where  $s(t(\Xi)) = \Xi$ ),

$$s'(t(\Xi)) = -[(\beta - h(\Xi))i(\Xi) + u(\Xi)]\Xi$$

Substituting this expression in the denominator, we obtain

$$\int_{s(t)}^{s_0} \frac{u(\Xi)\Xi + \gamma i(\Xi)}{-[(\beta - h(\Xi))i(\Xi) + u(\Xi)]\Xi} d\Xi$$

Replacing  $s(t)$  by a general variable  $s \in [s_\infty, s_0]$  and rearranging, we conclude that

$$s + e(s) + i(s) - (s_0 + e_0 + i_0) = \int_s^{s_0} \frac{u(\Xi)\Xi + \gamma i(\Xi)}{\Xi[(\beta - h(\Xi))i(\Xi) + u(\Xi)]} d\Xi$$

This completes the proof. ■

The following definition is borrowed from [Avram et al. \(2021\)](#).

**Definition 1** *Let  $(u, h) \in U$  be the control pair and consider the solution*

$$(s^{s_0, e_0, i_0, u, h}(t), e^{s_0, e_0, i_0, u, h}(t), i^{s_0, e_0, i_0, u, h}(t))$$

*with initial data  $(s_0, e_0, i_0)$ . Given a threshold  $i_M > 0$ , define:*

- Feasible set:

$$\mathbb{F} := \{(s_0, e_0, i_0) \mid \exists (u, h) \in U : i^{s_0, e_0, i_0, u, h}(t) \leq i_M \text{ for all } t\}.$$

- Safe set:

$$\mathbb{S} := \{(s_0, e_0, i_0) \mid i^{s_0, e_0, i_0, 0, 0}(t) \leq i_M \text{ for all } t\},$$

In the definition 1, it is evident that feasible set  $\mathbb{F}$  is the set of all triplets of initial conditions  $(s_0, e_0, i_0)$  that generate a solution that satisfies the constraints defined in 1 given that initial conditions and there exist parameters  $u$  and  $h$  that make the epidemic under control. Similarly, the safe set  $\mathbb{S}$  consists of the initial conditions  $(s_0, e_0, i_0)$  for which the epidemic remains below the threshold without intervention-that is, even if one takes  $u \equiv 0$  and  $h \equiv 0$ , the corresponding solution never exceeds the critical infection level.

## 2.1 Comparative Analysis

A comparative analysis of epidemic dynamics under four intervention strategies is presented below. The simulations are initiated with a fixed set of initial conditions: 90% of the susceptible population ( $s_0 = 0.90$ ), 5% exposed ( $e_0 = 0.05$ ), 5% infected ( $i_0 = 0.05$ ), and 0% recovered ( $r_0 = 0.00$ ). These conditions represent an early-stage outbreak with a predominantly vulnerable population and a small, yet significant, fraction already infected. The baseline scenario combines vaccination and hospitalization controls, and its dynamics is compared with those observed under three alternative strategies: no intervention, vaccination only, and hospitalization only. The results are illustrated through time series plots of the infected fraction and phase-plane trajectories (susceptible versus infected) in Figure 2.

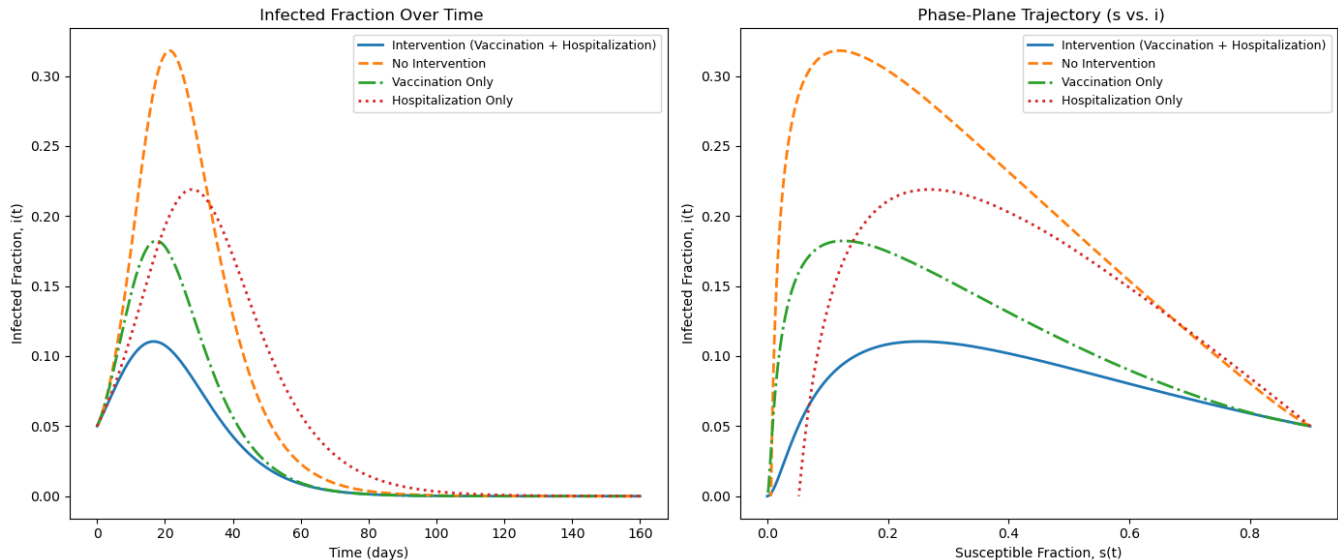


Figure 2: Comparison of epidemic dynamics under four intervention strategies: no intervention, vaccination only, hospitalization only, and combined vaccination and hospitalization. The left panel shows the infected fraction  $i(t)$  over time (days), while the right panel displays the phase-plane trajectory of the susceptible fraction  $s(t)$  versus the infected fraction  $i(t)$ .

The simulation results provide new insights into epidemic control measures within a simplified SEIR framework. Without any intervention, the epidemic exhibits a rapid infection surge, leading to a high peak and substantially reducing the susceptible population. When vaccination or hospitalization is implemented individually, the infection peak decreases moderately; however, the combined intervention scenario produces the most favorable outcome by achieving the lowest infection peak and preserving a larger fraction of susceptible individuals. These findings are based on fixed parameter values ( $\beta = 0.5$ ,  $\sigma = 0.2$ ,  $\gamma = 0.1$ ) and constant control rates (vaccination rate  $u = 0.05$  and hospitalization control  $h = 0.2$ ), under the assumption of a well-mixed population. Although these assumptions simplify the complex dynamics of real-world epidemics, they offer valuable insights into how even moderate, sustained interventions can work synergistically to mitigate



the spread of infection.

Building on the comparisons in Figure 2, which illustrated the epidemic’s progression under static intervention scenarios, Figure 3 introduces time-varying interventions to demonstrate how adjusting the timing and intensity of hospitalization and vaccination can significantly alter the outbreak’s trajectory. By exploring different schedules—such as an aggressive early response (Schedule #1) that decreases over time versus a moderate start that ramps up (Schedule #2)—this figure reveals that the timing of interventions can be as influential as their intensity.

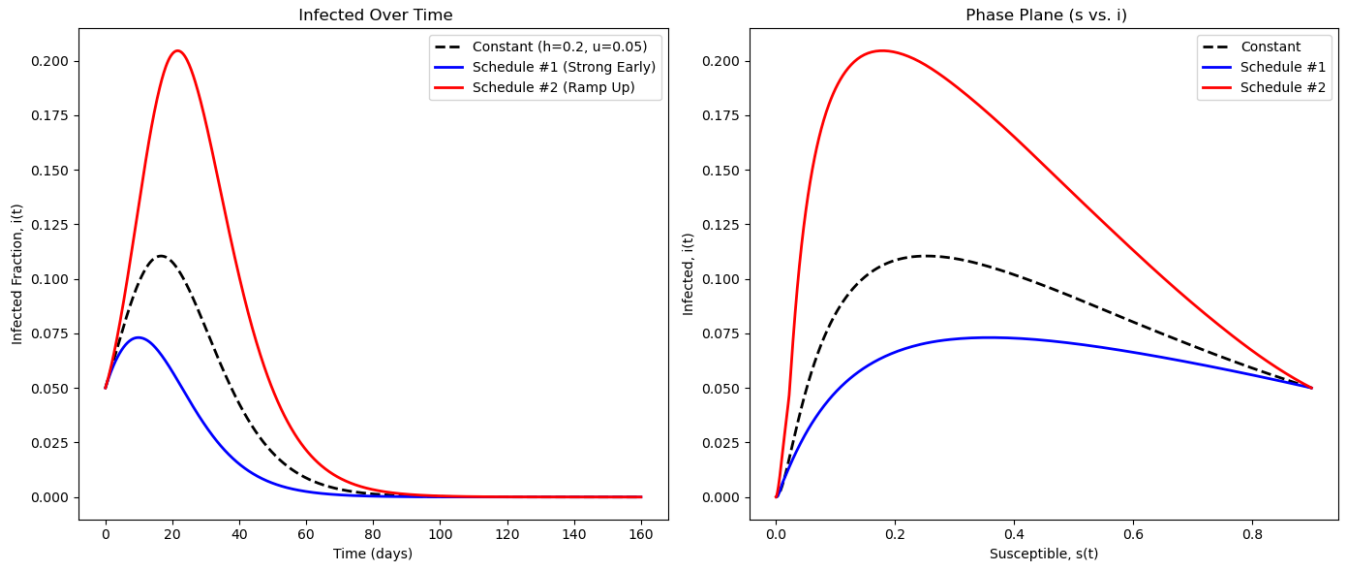


Figure 3: Epidemic dynamics under time-varying intervention strategies. The left panel shows the infected fraction  $i(t)$  over time (days) for three scenarios: constant controls ( $h = 0.2, u = 0.05$ ), Schedule #1 (strong early response), and Schedule #2 (ramp-up approach). The right panel displays the corresponding phase-plane trajectories of the susceptible fraction  $s(t)$  versus the infected fraction  $i(t)$ .

Scenario	Peak $i(t)$	Final Size
Constant Controls	0.1104	0.9999
Schedule #1 (Strong)	0.0731	0.9992
Schedule #2 (Ramp Up)	0.2045	0.9990

Table 1: Comparison of peak infected fraction and final epidemic size under three control strategies. The peak refers to  $\max i(t)$ , and the final size is computed as  $1 - s(\infty)$ .

The data in Table 1 indicate that Schedule #1 (strong early response) produces the lowest peak infected fraction (0.0731), while Schedule #2 (ramp-up approach) results in the highest peak (0.2045) but achieves a slightly smaller final epidemic size (0.9990) compared to the other strategies.

The constant controls scenario yields an intermediate peak of 0.1104 and a final size of 0.9999, indicating that nearly the entire population eventually becomes infected in this case. <sup>2</sup>

### 3 Dynamic Optimization

#### 3.1 Infinite Time Horizon

By now the foundational concepts of the controlled system are established, the next step is to rigorously define the mathematical framework governing the minimization of the cost functional and to determine the conditions under which an optimal solution exists. This section aims to formulate the optimal control problem in a general setting, introducing a cost functional  $J : L^\infty(I; K) \times W^{1,\infty}(I; \mathbb{R}^3) \rightarrow \mathbb{R} \cup +\{\infty\}$ , subject to the constraint defined in 1, hence the complete optimal control problem is defined as:

Minimize	$J(u, h, s, e, i) = \int_0^\infty \mathcal{L}(t, s(t), e(t), i(t), u(t)) dt$	
subject to		
Dynamics:	$\begin{cases} \frac{ds}{dt} = -(\beta - h(t)) s(t) i(t) - u(t) s(t), \\ \frac{de}{dt} = (\beta - h(t)) s(t) i(t) - \sigma e(t), \\ \frac{di}{dt} = \sigma e(t) - \gamma i(t), \\ \frac{dr}{dt} = \gamma i(t) + u(t) s(t) \quad (\text{redundant}), \end{cases}$	
Initial conditions:	$(s(0), e(0), i(0), r(0)) = (s_0, e_0, i_0, r_0),$	(4)
Conservation:	$s(t) + e(t) + i(t) + r(t) = 1, \quad \forall t \geq 0,$	
Control constraints:	$0 \leq u(t) \leq u_{\max}, \quad 0 \leq h(t) \leq h_{\max}, \quad \forall t \geq 0,$	
State constraints:	$0 \leq i(t) \leq I_{\max}, \quad s(t), e(t), r(t) \geq 0, \quad \forall t \geq 0,$	
Spaces:	$(u, h) \in L^\infty([0, +\infty); [0, u_{\max}]) \times L^\infty([0, +\infty); [0, h_{\max}]),$ $(s, e, i, r) \in W^{1,\infty}([0, +\infty); \mathbb{R}^4),$	
Parameters:	$\beta, \sigma, \gamma, u_{\max}, h_{\max}, I_{\max} > 0,$ $(s_0, e_0, i_0, r_0) \in \mathcal{B} \subset \mathbb{R}^4, \quad s_0 + e_0 + i_0 + r_0 = 1.$	

<sup>2</sup>For code and computational details in Python, please refer to <https://github.com/BehroozMoosavi/Codes/blob/main/Epidemic%20With%20Intervention/Epidemic.ipynb>.

The optimal solution to this problem is a vector  $(u, h, s, e, i) \in L^\infty(I; [0, u_{\max}]) \times L^\infty(I; [0, h_{\max}]) \times W^{1,\infty}(I; \mathbb{R}^3)$  that minimizes the cost functional  $J$  and also satisfies equation 1. To establish the existence of an optimal solution, we have the following theorem:

**Theorem 6** *Let  $\mathcal{L} : I \times \mathbb{R}^3 \times \mathbb{R}$  is measurable with respect to the Lebesgue  $\sigma$ -algebra on  $I$  and the Borel  $\sigma$ -algebra on  $\mathbb{R}^3 \times \mathbb{R}$  and satisfies the following two conditions:*

- $\mathcal{L}$  is lower semicontinuous for every  $t \in I$  almost everywhere.
  - $\mathcal{L}$  is convex for every  $t \in I$  almost everywhere,
- then:

1. The cost functional  $J$  defined in 4 is weakly lower semicontinuous.
2. There exists an optimal solution  $(u, h, s, i, e)$  to the control problem 4.

**Proof.** Let  $\{(u_n, h_n, s_n, e_n, i_n)\}$  be any sequence converging weakly (or weak-\* for the controls) to  $(u, h, s, e, i)$ . By hypothesis, for almost every  $t \in I$ , the integrand  $\mathcal{L}(t, \cdot)$  is convex and lower semicontinuous in  $(s, e, i, u)$ . The fundamental lemma in the calculus of variations (see, e.g., [Ekeland and Témam \(1999\)](#) and ) then implies that

$$\liminf_{n \rightarrow \infty} \mathcal{L}(t, s_n(t), e_n(t), i_n(t), u_n(t)) \geq \mathcal{L}(t, s(t), e(t), i(t), u(t)) \quad \text{for a.e. } t$$

By Fatou's Lemma (or the monotone convergence theorem, given that  $\mathcal{L} \geq 0$  or is bounded below by an integrable function), we integrate over  $t \in I$  to obtain

$$\liminf_{n \rightarrow \infty} \int_0^\infty \mathcal{L}(t, s_n(t), e_n(t), i_n(t), u_n(t)) dt \geq \int_0^\infty \mathcal{L}(t, s(t), e(t), i(t), u(t)) dt$$

Thus

$$\liminf_{n \rightarrow \infty} J(u_n, h_n, s_n, e_n, i_n) \geq J(u, h, s, e, i)$$

Proving that  $J$  is weakly lower-semicontinuous.

Let's use the direct method of calculus of variations (e.g., see [Buttazzo \(1989\)](#) for more details) in the following steps:

- **Step 1 (Minimizing sequence).** By definition of infimum, there is a sequence

$$(u_n, h_n, s_n, e_n, i_n)$$

such that

$$\inf J(u_n, h_n, s_n, e_n, i_n) \rightarrow \alpha \quad \text{as } n \rightarrow \infty.$$

We call  $\{(u_n, h_n, s_n, e_n, i_n)\}$  a *minimizing sequence*.

- **Step 2 (Weak-\* convergence of controls).** Since each  $u_n(\cdot) \in L^\infty(I; [0, u_{\max}])$  and  $h_n(\cdot) \in L^\infty(I; [0, h_{\max}])$ , the Banach–Alaoglu theorem guarantees a (not relabeled) subsequence such that

$$u_n \rightharpoonup^* u, \quad h_n \rightharpoonup^* h \quad \text{in } L^\infty(I).$$

- **Step 3 (Uniform Lipschitz bounds and limit of state variables).** Each  $(s_n, e_n, i_n)$  solves the SEIR system with controls  $(u_n, h_n)$ . Since  $u_n, h_n$  are uniformly bounded, the right-hand side of the ODE is uniformly Lipschitz in  $(s_n, e_n, i_n)$ . Consequently, by Continuous Dependence on Parameters result in ODE Hale (1980)(or see Walter (1998)):

- $\{s_n\}, \{e_n\}, \{i_n\}$  are each uniformly bounded in  $W^{1,\infty}$ .
- By the Arzelà–Ascoli theorem, there is a further subsequence (not relabeled) for which

$$(s_n, e_n, i_n) \rightarrow (s, e, i) \quad \text{uniformly on compact time intervals.}$$

Passing to the limit in the SEIR equations shows  $(s, e, i)$  satisfies the same dynamics with the limiting controls  $(u, h)$ . Hence,  $(s, e, i)$  is admissible.

- **Step 4 (Weak lower semicontinuity and optimality).** By hypothesis, the functional

$$J(u, h, s, e, i) = \int_0^\infty \mathcal{L}(t, s(t), e(t), i(t), u(t)) dt$$

is weakly (or weak-\*) lower semicontinuous. Therefore

$$\liminf_{n \rightarrow \infty} J(u_n, h_n, s_n, e_n, i_n) \geq J(u, h, s, e, i).$$

Since the left-hand side converges to  $\alpha$  (by Step 1), it follows that

$$J(u, h, s, e, i) \leq \alpha.$$

But  $\alpha$  is the greatest lower bound for  $J$ , so  $J(u, h, s, e, i) \geq \alpha$ . Altogether,

$$J(u, h, s, e, i) = \alpha.$$

Hence,  $(u, h, s, e, i)$  is a true minimizer. This completes the proof.

■

**Assumption 2 (Growth Condition on the Cost Functional)** *There exist a constant  $M > 0$ , a function  $\eta : [0, \infty) \rightarrow [0, \infty)$  such that  $\eta \in L^1([0, \infty))$  (i.e.,  $\int_0^\infty \eta(t) dt < \infty$ ), and a function  $\zeta : [0, 1]^3 \times [0, u_{\max}] \times [0, h_{\max}] \rightarrow [0, \infty)$  that is continuous, such that for all  $t \in [0, \infty)$  and all  $(s, e, i, u, h) \in [0, 1]^3 \times [0, u_{\max}] \times [0, h_{\max}]$ ,*

$$\mathcal{L}(t, s, e, i, u, h) \leq M\eta(t)\zeta(s, e, i, u, h)$$

After defining the cost functional with its economic and penalty components, I now show that the optimal solution yields a finite cost.

**Corollary 7** *Suppose  $u \in L^\infty(I), [0, u_{\max}]$ ,  $h \in L^\infty(I; [0, h_{\max}])$ , and  $\beta, \sigma, \gamma, \delta > 0$  are finite. If  $(u^*, h^*, s^*, e^*, i^*)$  is an optimal solution satisfying the optimal control problem in 4 and assumption 2, then  $J(u^*, h^*, s^*, e^*, i^*) < \infty$ .*

**Proof.** Since  $(u^*, h^*, s^*, e^*, i^*)$  is an optimal solution to the control problem in 4, its existence is guaranteed by Theorem 6, given that  $\mathcal{L}$  is convex and lower semicontinuous in  $(s, e, i, u, h)$  for each  $t \in I = [0, \infty)$ , and the control spaces  $L^\infty(I; [0, u_{\max}])$  and  $L^\infty(I; [0, h_{\max}])$  and state space  $W^{1,\infty}(I; [0, 1]^3)$  are bounded. Theorem 6 ensures  $s^*(t), e^*(t), i^*(t) \in (0, 1]$  for all  $t \in I$ , and Corollary 3 implies  $i^*(t) \rightarrow 0$  and  $e^*(t) \rightarrow 0$  as  $t \rightarrow \infty$  under  $u^* \in L^\infty(I)$ .

By assumption 2, there exist  $M > 0$ ,  $\eta \in L^1([0, \infty); [0, \infty))$  (i.e.,  $\int_0^\infty \eta(t) dt < \infty$ ), and a continuous  $\zeta : [0, 1]^3 \times [0, u_{\max}] \times [0, h_{\max}] \rightarrow [0, \infty)$  such that:

$$\mathcal{L}(t, s, e, i, u, h) \leq M\eta(t)\zeta(s, e, i, u, h).$$

Since  $(s^*(t), e^*(t), i^*(t), u^*(t), h^*(t)) \in K = [0, 1]^3 \times [0, u_{\max}] \times [0, h_{\max}]$ , a compact set, and  $\zeta$  is continuous, it is bounded:

$$\|\zeta\|_\infty = \sup_{(s,e,i,u,h) \in K} \zeta(s, e, i, u, h) < \infty.$$

Thus:

$$\mathcal{L}(t, s^*(t), e^*(t), i^*(t), u^*(t), h^*(t)) \leq M\eta(t)\zeta(s^*(t), e^*(t), i^*(t), u^*(t), h^*(t)) \leq M\|\zeta\|_\infty\eta(t).$$

The cost becomes:

$$J(u^*, h^*, s^*, e^*, i^*) \leq \int_0^\infty M\|\zeta\|_\infty\eta(t) dt = M\|\zeta\|_\infty \int_0^\infty \eta(t) dt.$$

Since  $\eta \in L^1([0, \infty))$ ,  $\int_0^\infty \eta(t) dt < \infty$ , and as  $M, \|\zeta\|_\infty < \infty$ :

$$J(u^*, h^*, s^*, e^*, i^*) \leq M\|\zeta\|_\infty \int_0^\infty \eta(t) dt < \infty.$$

This completes the proof. ■

### 3.2 Finite Horizon Time

Other optimality conditions can be stated by using Pontryagin's theorem on finite horizon problems suitably related to the (infinite horizon) original problem. With the optimal solution's existence

and finite cost nailed down, I'm now looking at how this infinite-horizon plan connects to finite-time controls, diving into  $\Gamma$ -convergence next.

To bridge the finite and infinite-horizon frameworks, I adapt the  $\Gamma$ -convergence (see, e.g., [Maso \(1993\)](#) for more details) analysis from infinite-horizon optimal control theory (see, e.g., [Carlson et al. \(1991\)](#) for more details). This ensures that finite-horizon approximations converge to the infinite-horizon optimum, providing practical insights into epidemic control over limited periods.

**Definition 2** *Let  $T > 0$ . Given the initial data  $(s_0, i_0, e_0) \in \mathbb{F}$  in the feasible region, minimize, over all admissible controls  $u, h \in L^\infty(I; [0, u_{\max}]) \times L^\infty(I; [0, h_{\max}])$ ,*

$$J_T(u, h, s, e, i) = \int_0^T \mathcal{L}(t, s(t), e(t), i(t), u(t)) dt \quad (5)$$

*subject to constraint defined in 1.*

**Lemma 2 (Weak-\*Convergence of Controls)** *Let  $u \in L^\infty([0, \infty); [0, u_{\max}])$  and  $h \in L^\infty([0, \infty); [0, h_{\max}])$  be bounded measurable functions, and define the sequence of truncated controls  $u_T, h_T$  for each  $T > 0$  by:*

$$u_T(t) = \begin{cases} u(t) & \text{if } t \in [0, T], \\ 0 & \text{if } t > T, \end{cases} \quad h_T(t) = \begin{cases} h(t) & \text{if } t \in [0, T], \\ 0 & \text{if } t > T. \end{cases}$$

*Then  $u_T \rightarrow u$  and  $h_T \rightarrow h$  in the weak-\* topology of  $L^\infty([0, \infty))$  as  $T \rightarrow \infty$ .*

**Proof.** Since  $L^\infty([0, \infty))$  is the dual of  $L^1([0, \infty))$ , weak-\* convergence of  $u_T$  to  $u$  requires that for every  $\phi \in L^1([0, \infty))$ :

$$\int_0^\infty u_T(t)\phi(t) dt \rightarrow \int_0^\infty u(t)\phi(t) dt \quad \text{as } T \rightarrow \infty.$$

Compute:

$$\int_0^\infty (u_T(t) - u(t))\phi(t) dt = \int_0^T (u(t) - u(t))\phi(t) dt + \int_T^\infty (0 - u(t))\phi(t) dt = - \int_T^\infty u(t)\phi(t) dt.$$

Then:

$$\left| \int_T^\infty u(t)\phi(t) dt \right| \leq \int_T^\infty |u(t)||\phi(t)| dt \leq u_{\max} \int_T^\infty |\phi(t)| dt.$$

Since  $\phi \in L^1([0, \infty))$ ,  $\int_T^\infty |\phi(t)| dt \rightarrow 0$  as  $T \rightarrow \infty$ , so  $u_T \rightarrow u$  weak-\*. Similarly,  $h_T \rightarrow h$  using  $\|h\|_\infty \leq h_{\max}$ . ■

**Lemma 3 (Uniform Convergence of States)** *Let  $(u, h) \in L^\infty([0, \infty); [0, u_{\max}]) \times L^\infty([0, \infty); [0, h_{\max}])$  be admissible controls, and let  $(s, e, i)$  be the corresponding state trajectory solving the system 1 on  $[0, \infty)$  with initial condition  $(s_0, e_0, i_0) \in \mathbb{F}$ . For each  $T > 0$ , define  $u_T(t) = u(t)$ ,  $h_T(t) = h(t)$  for  $t \in [0, T]$ , and let  $(s_T, e_T, i_T)$  be the state trajectory solving 1 on  $[0, T]$  with controls  $(u_T, h_T)$  and the same initial condition. Assume the system is well-posed and stable. Then  $(s_T, e_T, i_T) \rightarrow (s, e, i)$  uniformly on compact subsets of  $[0, \infty)$  as  $T \rightarrow \infty$ .*

**Proof.** For every  $K > 0$ , uniform convergence on  $[0, K]$  requires:

$$\sup_{t \in [0, K]} |s_T(t) - s(t)| \rightarrow 0, \quad \sup_{t \in [0, K]} |e_T(t) - e(t)| \rightarrow 0, \quad \sup_{t \in [0, K]} |i_T(t) - i(t)| \rightarrow 0,$$

as  $T \rightarrow \infty$ . Assume 1 is:

$$x'(t) = f(t, x(t), u(t), h(t)), \quad x(t) = (s(t), e(t), i(t)),$$

with  $f$  Lipschitz in  $x$ , and  $x(0) = (s_0, e_0, i_0)$ . For  $x_T(t) = (s_T(t), e_T(t), i_T(t))$  on  $[0, T]$ :

$$x'_T(t) = f(t, x_T(t), u_T(t), h_T(t)), \quad x_T(0) = x(0).$$

Since  $u_T(t) = u(t)$ ,  $h_T(t) = h(t)$  for  $t \in [0, T]$ ,  $f(t, x_T(t), u_T(t), h_T(t)) = f(t, x_T(t), u(t), h(t))$ , and the ODEs match on  $[0, T]$ . By uniqueness,  $x_T(t) = x(t)$  for  $t \in [0, T]$ . For  $T > K$ :

$$\sup_{t \in [0, K]} |s_T(t) - s(t)| = 0,$$

and similarly for  $e_T, i_T$ . As  $T \rightarrow \infty$ , this holds for any  $K$ , assuming stability bounds solutions. ■

**Proposition 8** *Let  $\{(u_T, h_T, s_T, e_T, i_T)\}_{T>0}$  be a sequence of admissible controls and state trajectories defined on  $[0, T]$  that converge (in the weak-\* topology for controls and uniformly on compact sets for the states) to some limit  $(u, h, s, e, i)$  defined on  $[0, \infty)$ . Then,*

$$\liminf_{T \rightarrow \infty} J_T(u_T, h_T, s_T, e_T, i_T) \geq J_\infty(u, h, s, e, i)$$

**Proof.** To establish the timing inequality as part of the  $\Gamma$ -convergence of  $J_T$  to  $J_\infty$ , consider the space  $X = L^\infty([0, \infty); [0, u_{\max}]) \times L^\infty([0, \infty); [0, h_{\max}]) \times C_b([0, \infty))^3$ , where  $C_b([0, \infty))$  denotes bounded continuous functions endowed with the weak-\* topology on  $L^\infty$  for controls and uniform convergence on compact sets for states. For each  $T > 0$ , define the functional:

$$J_T(u, h, s, e, i) = \begin{cases} \int_0^T e^{-\delta t} L(t, s(t), e(t), i(t), u(t), h(t)) dt & \text{if } (u, h, s, e, i) \text{ is admissible on } [0, T], \\ +\infty & \text{otherwise,} \end{cases} \quad (6)$$

and

$$J_\infty(u, h, s, e, i) = \begin{cases} \int_0^\infty e^{-\gamma t} L(t, s(t), e(t), i(t), u(t), h(t)) dt & \text{if } (u, h, s, e, i) \text{ is admissible on } [0, \infty) \\ +\infty & \text{otherwise} \end{cases} \quad (7)$$

Extend  $(u_T, h_T)$  to  $[0, \infty)$  by setting  $u_T(t) = h_T(t) = 0$  for  $t > T$ , and assume  $(s_T, e_T, i_T)$  are extended consistently with the dynamics (or feasibility). If  $(u, h, s, e, i)$  is not admissible,

$J_\infty = +\infty$ , and the inequality holds trivially since  $J_T \geq 0$ . Assume admissibility, so  $J_\infty < \infty$ . The integrand  $L$  is convex and lower semicontinuous in  $(s, e, i, u, h)$  for each  $t$ , as the terms  $c_H i h$ ,  $c_{NH} i(1-h)$ , and  $c_V u s$  are convex, and  $\kappa(\max\{0, i - I_{\max}\})^2$  is convex and continuous. Define  $f_T(t) = e^{-\delta t} L(t, s_T(t), e_T(t), i_T(t), u_T(t), h_T(t)) \chi_{[0, T]}(t)$ , where  $\chi_{[0, T]}$  is the indicator function, so:

$$J_T(u_T, h_T, s_T, e_T, i_T) = \int_0^\infty f_T(t) dt$$

Since  $(s_T, e_T, i_T) \rightarrow (s, e, i)$  uniformly on compact sets, for each  $t \in [0, T]$ ,  $(s_T(t), e_T(t), i_T(t)) \rightarrow (s(t), e(t), i(t))$ , and  $(u_T, h_T) \rightarrow (u, h)$  weak-. For fixed  $t$ , the function  $(u, h) \mapsto L(t, s(t), e(t), i(t), u, h)$  is convex and continuous; thus, by weak-lower semicontinuity (see, e.g., [Ekeland and Témam \(1999\)](#) for more details) as  $T > t$ :

$$\liminf_{T \rightarrow \infty} L(t, s_T(t), e_T(t), i_T(t), u_T(t), h_T(t)) \geq L(t, s(t), e(t), i(t), u(t), h(t))$$

Hence,  $\liminf_{T \rightarrow \infty} f_T(t) \geq e^{-\delta t} L(t, s(t), e(t), i(t), u(t), h(t))$  for almost every  $t$ . Applying Fatou's lemma, since  $f_T(t) \geq 0$ :

$$\liminf_{T \rightarrow \infty} \int_0^\infty f_T(t) dt \geq \int_0^\infty \liminf_{T \rightarrow \infty} f_T(t) dt \geq \int_0^\infty e^{-\delta t} L(t, s(t), e(t), i(t), u(t), h(t)) dt = J_\infty(u, h, s, e, i)$$

Thus, the limiting inequality holds, fulfilling the lower bound condition for  $\Gamma$ -convergence of  $J_T$  to  $J_\infty$  in  $X$ . ■

**Remark 3 (Notation)** From now on, let denote the finite horizon problem with  $\mathcal{P}_T$  and infinite horizon problem by  $\mathcal{P}_\infty$ .

**Proposition 9** *For every admissible control-state pair  $(u, h, s, e, i)$  defined on  $[0, \infty)$ , there exists a sequence  $\{(u_T, h_T, s_T, e_T, i_T)\}_{T>0}$  with each element defined on  $[0, T]$  such that*

$$\limsup_{T \rightarrow \infty} J_T(u_T, h_T, s_T, e_T, i_T) \leq J_\infty(u, h, s, e, i)$$

**Proof.** To establish the lineup inequality as the recovery sequence condition for  $\Gamma$ -convergence, construct a sequence approximating  $(u, h, s, e, i)$  in  $X = L^\infty([0, \infty); [0, u_{\max}]) \times L^\infty([0, \infty); [0, h_{\max}]) \times C_b([0, \infty))^3$ , with the same topology as above. Assume  $(u, h, s, e, i)$  is admissible on  $[0, \infty)$ , so  $J_\infty < \infty$ . For each  $T > 0$ , define:

- $u_T(t) = u(t)$ ,  $h_T(t) = h(t)$  for  $t \in [0, T]$ , respecting the bounds  $[0, u_{\max}]$  and  $[0, h_{\max}]$ ,



- $(s_T, e_T, i_T)$  as the solution to 1 on  $[0, T]$  with controls  $(u_T, h_T)$  and initial condition  $(s_0, e_0, i_0)$ .

Assume the dynamics are well-posed (e.g., Lipschitz continuous), ensuring  $(s_T, e_T, i_T)$  exists and depends continuously on controls. Extend  $u_T(t) = h_T(t) = 0$  for  $t > T$ . Then:

- $u_T \rightarrow u, h_T \rightarrow h$  weak-\* in  $L^\infty([0, \infty))$ , as  $\int_0^\infty (u_T - u) \phi dt = -\int_T^\infty u \phi dt \rightarrow 0$  for  $\phi \in L^1([0, \infty))$ , due to  $e^{-\delta t}$  decay.
- $(s_T, e_T, i_T) \rightarrow (s, e, i)$  uniformly on compact sets, since  $u_T = u, h_T = h$  on  $[0, T]$ , and the system's stability ensures convergence as  $T \rightarrow \infty$ .

Compute:

$$J_T(u_T, h_T, s_T, e_T, i_T) = \int_0^T e^{-\delta t} L(t, s_T(t), e_T(t), i_T(t), u(t), h(t)) dt$$

Let  $f(t) = e^{-\delta t} L(t, s(t), e(t), i(t), u(t), h(t))$ , so:

$$J_\infty = \int_0^\infty f(t) dt = \int_0^T f(t) dt + \int_T^\infty f(t) dt$$

Since  $L$  is bounded (by admissibility) and  $e^{-\delta t}$  decays exponentially,  $\int_T^\infty f(t) dt \rightarrow 0$  as  $T \rightarrow \infty$ . On  $[0, T]$ ,  $(s_T, e_T, i_T) \rightarrow (s, e, i)$  uniformly, and  $L$  is continuous in  $(s, e, i)$  for fixed  $(u, h)$ , so:

$$e^{-\delta t} L(t, s_T(t), e_T(t), i_T(t), u(t), h(t)) \rightarrow f(t)$$

uniformly on  $[0, T]$ . Thus:

$$J_T - \int_0^T f(t) dt = \int_0^T [e^{-\delta t} L(t, s_T, e_T, i_T, u, h) - f(t)] dt \rightarrow 0$$

As the integrand converges uniformly. Hence:

$$\limsup_{T \rightarrow \infty} J_T = \lim_{T \rightarrow \infty} \int_0^T f(t) dt = \int_0^\infty f(t) dt = J_\infty$$

Implying:

$$\limsup_{T \rightarrow \infty} J_T(u_T, h_T, s_T, e_T, i_T) \leq J_\infty(u, h, s, e, i)$$

This sequence satisfies the recovery condition for  $\Gamma$ -convergence. ■

It is worth noting that the role of the discount factor  $e^{-\delta t}$  is pivotal in our analysis. Not only does it guarantee the convergence of the cost function over an infinite horizon, but it also ensures that the contributions from the tail of the integration vanish as  $T \rightarrow \infty$ .

I now turn to investigate Kuratowski convergence (a notion capturing how sets of solutions evolve as  $T$  increases (e.g., see [Rockafellar and Wets \(1998\)](#) for more details and its intuitive link to  $\Gamma$ -convergence), where the Kuratowski convergence ensures that the costs of these solutions approach the infinite-horizon optimum, helping understanding of epidemic control approximations over time.

**Proposition 10 (Kuratowski Convergence of Admissible Sets)** *For each  $T > 0$ , let  $A_T$  be the set of admissible control-state pairs  $(u_T, h_T, s_T, e_T, i_T)$  such that  $u_T \in L^\infty([0, T]; [0, u_{\max}])$ ,  $h_T \in L^\infty([0, T]; [0, h_{\max}])$ , extended to  $[0, \infty)$  by  $u_T(t) = h_T(t) = 0$  for  $t > T$ , and  $(s_T, e_T, i_T)$  satisfies the system [1](#) on  $[0, T]$  with initial condition  $(s_0, e_0, i_0) \in \mathbb{F}$ . Let  $A_\infty$  be the set of admissible pairs  $(u, h, s, e, i)$  with  $u \in L^\infty([0, \infty); [0, u_{\max}])$ ,  $h \in L^\infty([0, \infty); [0, h_{\max}])$ , satisfying [1](#) on  $[0, \infty)$  with the same initial condition. Assume [1](#) is well-posed and stable. Then, in the topology of weak-\* convergence for controls and uniform convergence on compact sets for states,  $A_T$  converges to  $A_\infty$  in the Kuratowski sense as  $T \rightarrow \infty$ , i.e.,  $\text{Li}_{T \rightarrow \infty} A_T \subset A_\infty$  and  $A_\infty \subset \text{Ls}_{T \rightarrow \infty} A_T$ .*

**Proof.** Consider the space  $X = L^\infty([0, \infty); [0, u_{\max}]) \times L^\infty([0, \infty); [0, h_{\max}]) \times C_b([0, \infty))^3$ , where  $C_b([0, \infty))$  denotes the space of bounded continuous functions, endowed with the weak-\* topology on  $L^\infty$  for the controls  $(u, h)$  and uniform convergence on compact subsets of  $[0, \infty)$  for the states  $(s, e, i)$ . The sets  $A_T$  and  $A_\infty$  are subsets of  $X$ , and Kuratowski convergence requires that  $\text{Li}_{T \rightarrow \infty} A_T \subset A_\infty$  and  $A_\infty \subset \text{Ls}_{T \rightarrow \infty} A_T$  (e.g see [Rockafellar and Wets \(1998\)](#) for more details, Section 5.B).

**Lower Limit Inclusion ( $\text{Li}_{T \rightarrow \infty} A_T \subset A_\infty$ ).** Suppose  $x = (u, h, s, e, i) \in \text{Li}_{T \rightarrow \infty} A_T$ , meaning there exists a sequence  $\{T_n\}$  with  $T_n \rightarrow \infty$  and elements  $x_{T_n} = (u_{T_n}, h_{T_n}, s_{T_n}, e_{T_n}, i_{T_n}) \in A_{T_n}$  such that  $x_{T_n} \rightarrow x$  in  $X$ . Thus,  $u_{T_n} \rightarrow u$  and  $h_{T_n} \rightarrow h$  weak-\* in  $L^\infty([0, \infty))$ , and  $(s_{T_n}, e_{T_n}, i_{T_n}) \rightarrow (s, e, i)$  uniformly on every compact interval  $[0, K] \subset [0, \infty)$ . Each  $x_{T_n}$  is admissible, satisfying [1](#) on  $[0, T_n]$  with controls  $(u_{T_n}, h_{T_n})$  and initial condition  $(s_0, e_0, i_0)$ .

Assume [1](#) is given by:

$$\frac{d}{dt}(s(t), e(t), i(t)) = f(t, s(t), e(t), i(t), u(t), h(t)),$$

with  $f$  Lipschitz continuous in  $(s, e, i)$  and measurable in  $t$ . Then, for  $t \in [0, T_n]$ :

$$(s_{T_n}(t), e_{T_n}(t), i_{T_n}(t)) = (s_0, e_0, i_0) + \int_0^t f(\tau, s_{T_n}(\tau), e_{T_n}(\tau), i_{T_n}(\tau), u_{T_n}(\tau), h_{T_n}(\tau)) d\tau.$$

For any  $K > 0$  and  $T_n > K$ , this holds on  $[0, K]$ . As  $n \rightarrow \infty$ , uniform convergence of states and weak-\* convergence of controls, combined with the continuity of  $f$ , imply the limit satisfies:

$$(s(t), e(t), i(t)) = (s_0, e_0, i_0) + \int_0^t f(\tau, s(\tau), e(\tau), i(\tau), u(\tau), h(\tau)) d\tau, \quad t \in [0, K].$$

Since  $K$  is arbitrary and stability ensures boundedness,  $(s, e, i)$  satisfies 1 on  $[0, \infty)$  with  $(u, h)$ , so  $x \in A_\infty$ .

**Upper Limit Inclusion** ( $A_\infty \subset \text{Ls}_{T \rightarrow \infty} A_T$ ). Let  $x = (u, h, s, e, i) \in A_\infty$ . Define  $u_T(t) = u(t)$  and  $h_T(t) = h(t)$  for  $t \in [0, T]$ , extended by  $u_T(t) = h_T(t) = 0$  for  $t > T$ , and let  $(s_T, e_T, i_T)$  be the solution to 1 on  $[0, T]$  with controls  $(u_T, h_T)$  and initial condition  $(s_0, e_0, i_0)$ , extended appropriately to  $[0, \infty)$ . Then  $x_T = (u_T, h_T, s_T, e_T, i_T) \in A_T$ .

By Lemma 2,  $u_T \rightarrow u$  and  $h_T \rightarrow h$  weak-\* in  $L^\infty([0, \infty))$ . By Lemma 3 and then Banach–Alaoglu theorem (e.g., see Rudin (1991) for more details—See Theorem 3.15, p. 68.),  $(s_T, e_T, i_T) \rightarrow (s, e, i)$  uniformly on compact sets. Hence,  $x_T \rightarrow x$  in  $X$ , and  $x \in \text{Ls}_{T \rightarrow \infty} A_T$ . These inclusion techniques establish Kuratowski convergence of  $A_T$  to  $A_\infty$  in  $X$ . ■

The proposition 10 ensures that as the planning horizon is extended, the collection of possible strategies and outcomes stabilizes to match the long-term possibilities in  $A_\infty$ . I now examine the variational behavior of optimal controls, demonstrating their convergence from  $\mathcal{P}_T$  to  $\mathcal{P}_\infty$  to show the link between finite and infinite-horizon epidemic strategies.

**Proposition 11 (Convergence of Optimal Controls)** *Let  $(u_T, h_T)$  be an optimal control pair for  $\mathcal{P}_T$ . Assume 1 is well-posed and stable, and  $\mathcal{P}_\infty$  admits an optimal solution  $(u, h)$ . Then the following properties hold:*

1. *There exists  $\{T_n\} \rightarrow \infty$  such that  $(u_{T_n}, h_{T_n}) \xrightarrow{*} (u, h)$  weak-\* in  $L^\infty([0, \infty))$ .*
2. *If  $(u_{T_n}, h_{T_n}) \xrightarrow{*} (u, h)$  weak-\* for any  $\{T_n\} \rightarrow \infty$ , then  $(u, h)$  is optimal for  $\mathcal{P}_\infty$ .*

**Proof.** Define  $X = L^\infty([0, \infty); [0, u_{\max}]) \times L^\infty([0, \infty); [0, h_{\max}]) \times C_b([0, \infty))^3$  with weak-\* topology for controls and uniform convergence on compact sets for states, and  $U = L^\infty([0, \infty); [0, u_{\max}]) \times L^\infty([0, \infty); [0, h_{\max}])$ . Let  $L(t, s, e, i, u, h) = c_H i h + c_{NH} i (1 - h) + c_V u s + \kappa (\max\{0, i - I_{\max}\})^2$ .

- **Part 1.** Since  $(u_T, h_T)$  is bounded in  $U$  ( $\|u_T\|_\infty \leq u_{\max}$ ,  $\|h_T\|_\infty \leq h_{\max}$ ), the Banach-Alaoglu theorem ensures a subsequence  $\{T_n\} \rightarrow \infty$  and  $(u, h) \in U$  such that  $(u_{T_n}, h_{T_n}) \xrightarrow{*} (u, h)$  weak-\*
- **Part 2.** Let  $(u_{T_n}, h_{T_n}) \xrightarrow{*} (u, h)$  for  $T_n \rightarrow \infty$ , with states  $(s_{T_n}, e_{T_n}, i_{T_n}) \rightarrow (s, e, i)$  uniformly on compact sets (Lemma 2). Define  $L_n(t) = L(t, s_{T_n}, e_{T_n}, i_{T_n}, u_{T_n}, h_{T_n}) e^{-\delta t} \chi_{[0, T_n]}(t)$ ,  $L_\infty(t) = L(t, s, e, i, u, h) e^{-\delta t}$ . For any  $(v, w) \in U$ :

$$J_{T_n}(u_{T_n}, h_{T_n}, s_{T_n}, e_{T_n}, i_{T_n}) \leq J_{T_n}(v, w, s_v, e_v, i_v).$$

As  $n \rightarrow \infty$ ,  $J_{T_n}(v, w) \rightarrow J_\infty(v, w, s_v, e_v, i_v)$ , and by lower semicontinuity and Fatou's lemma,  $\liminf J_{T_n}(u_{T_n}, h_{T_n}) \geq J_\infty(u, h, s, e, i)$ . Thus,  $J_\infty(u, h, s, e, i) \leq J_\infty(v, w, s_v, e_v, i_v)$ , so  $(u, h)$  is optimal for  $\mathcal{P}_\infty$ .

■

### 3.2.1 Optimality Conditions for Linear Cost Functional

Before going to derive the optimality condition, let's assume the cost functional is linear in controls  $(u$  and  $h)$  and has the following structure:

**Remark 4** For simplicity of analysis, let's suppose that given the initial data  $(s_0, i_0, e_0) \in \mathbb{F}$  feasible region, the cost functional is represented by:

$$\int_0^\infty [c_H i h + c_{NH} i(t)(1 - h(t)) + c_V u(t)s(t) + \kappa (\max\{0, i(t) - I_{\max}\})^2] e^{-\delta t} dt \quad (8)$$

subject to the system of ODEs in 1, where  $\delta$  is the discount factor. Here,  $c_H i(t)h(t)$  is the cost of treating a fraction  $h(t)$  of infected individuals,  $c_{NH} i(t)(1 - h(t))$  is the cost of leaving the rest untreated,  $c_V u(t)s(t)$  is the vaccination cost for susceptibles, and  $\kappa (\max\{0, i(t) - I_{\max}\})^2$  penalizes exceeding the infection threshold  $I_{\max}$ , ensuring control within capacity limits.

Now to derive necessary conditions for optimality of  $\mathcal{P}_T$ , I apply Pontryagin's Maximum Principle (see [Mangasarian \(1966\)](#)). These conditions are also sufficient given the convexity of the objective function. Define the Hamiltonian as:

$$H(t, s, e, i, u, h, \lambda_s, \lambda_e, \lambda_i) = L(t, s, e, i, u, h) + \lambda_s f_s + \lambda_e f_e + \lambda_i f_i,$$

where:

1.  $L = [c_H i h + c_{NH} i(1 - h) + c_V u s + \kappa (\max\{0, i - I_{\max}\})^2] e^{-\delta t}$ ,
2.  $f_s = -(\beta - h)si - us$ ,
3.  $f_e = (\beta - h)si - \sigma e$ ,
4.  $f_i = \sigma e - \gamma i$ ,
5.  $\lambda_s, \lambda_e, \lambda_i$  are adjoint variables.

The state equations are given by:

$$\frac{ds}{dt} = f_s, \quad \frac{de}{dt} = f_e, \quad \frac{di}{dt} = f_i,$$

with initial conditions  $s(0) = s_0 > 0$ ,  $e(0) = e_0 \geq 0$ ,  $i(0) = i_0 > 0$ , and control constraints  $0 \leq u(t) \leq u_{\max}$ ,  $0 \leq h(t) \leq h_{\max}$ , with  $u(t) = h(t) = 0$  for  $t < t_{\text{delay}}$ .

**Adjoint Equations (Economic Valuation):** The adjoint equations reflect the shadow prices, or marginal economic values, associated with changes in the epidemic state variables. They satisfy the terminal conditions  $\lambda_s(T) = \lambda_e(T) = \lambda_i(T) = 0$ :

$$\begin{aligned}\frac{d\lambda_s}{dt} &= -c_V u e^{-\delta t} + \lambda_s[(\beta - h)i + u] - \lambda_e(\beta - h)i, \\ \frac{d\lambda_e}{dt} &= \sigma(\lambda_e - \lambda_i), \\ \frac{d\lambda_i}{dt} &= -[c_H h + c_{NH}(1 - h) + 2\kappa(i - I_{\max})1_{\{i > I_{\max}\}}] e^{-\delta t} + (\lambda_s - \lambda_e)(\beta - h)s + \gamma\lambda_i.\end{aligned}$$

Economically,  $\lambda_s$  represents the marginal value of preserving susceptible individuals (avoiding future infection-related costs), while  $\lambda_i$  captures the marginal cost of increasing infections, including treatment costs and penalties from exceeding hospital capacities.

**Control Characterization (Optimal Resource Allocation):** Optimal control variables  $u^*(t)$  and  $h^*(t)$  minimize the Hamiltonian, which shows how vaccination resources can be allocated efficiently:

- For vaccination control  $u(t)$ , derive the switching function  $\phi_u(t)$  (helps us to see when and how to activate or deactivate a control measure (such as vaccination or hospitalization) optimally over time)  $\phi_u(t) = c_V e^{-\delta t} - \lambda_s$ . To derive the switching function for the vaccination control  $u(t)$ :

$$\frac{\partial H}{\partial u} = 0$$

Compute explicitly:

$$\frac{\partial H}{\partial u} = c_V s e^{-\delta t} - \lambda_s s$$

Factor out  $s$ :

$$\frac{\partial H}{\partial u} = s (c_V e^{-\delta t} - \lambda_s)$$

Thus the optimal control is:

$$u^*(t) = \begin{cases} u_{\max}, & \text{if } \phi_u(t) > 0 \quad (\text{beneficial to vaccinate}), \\ 0, & \text{if } \phi_u(t) < 0 \quad (\text{vaccination not economical}), \\ \text{singular}, & \text{if } \phi_u(t) = 0, \end{cases}$$

with  $u(t) = 0$  for  $t < t_{\text{delay}}$ .

- For hospitalization control  $h(t)$ , derive the switching function( similar to vaccination control but take derivative of hamiltonian w.r.t to  $h$ )  $\phi_h(t) = (c_H - c_{NH})e^{-\delta t} + (\lambda_s - \lambda_e)s$ . Optimal control is:

$$h^*(t) = \begin{cases} h_{\max}, & \text{if } \phi_h(t) > 0 \quad (\text{beneficial to hospitalize}), \\ 0, & \text{if } \phi_h(t) < 0 \quad (\text{hospitalization not economical}), \\ \text{singular}, & \text{if } \phi_h(t) = 0. \end{cases}$$

### 3.2.2 Comparative Statics: Changing Capacities

**Increasing Vaccination Capacity (  $u_{\max}$  )** To do this , I perturb  $u_{\max}$  by a small increment  $\Delta u_{\max}$ . The change in  $J_T$  is:

$$\frac{\partial J_T}{\partial u_{\max}} = \int_0^T \left[ \frac{\partial L}{\partial u} + \frac{\partial L}{\partial s} \frac{\partial s}{\partial u} + \frac{\partial L}{\partial i} \frac{\partial i}{\partial u} \right] e^{-\delta t} dt$$

where  $L = c_H i h + c_{NH} i (1 - h) + c_V u s + \kappa (\max \{0, i - I_{\max}\})^2$  is the integrand. Assuming  $u^*(t) = u_{\max}$  when active:

- $\frac{\partial L}{\partial u} = c_V s(t)$ , positive, representing the direct cost of vaccination.
- $\frac{\partial L}{\partial s} = c_V u, \frac{\partial s}{\partial u} < 0$  (increased vaccination lower the size of susceptibles faster).
- $\frac{\partial L}{\partial i} = c_H h + c_{NH} (1 - h) + 2\kappa (\max \{0, i - I_{\max}\})$ ,  $\frac{\partial i}{\partial u} < 0$  (reduced infections due to lower susceptible population).

The net effect is:

$$\frac{\partial J_T}{\partial u_{\max}} = \int_0^T \left[ c_V s(t) - (c_H h(t) + c_{NH} (1 - h(t)) + 2\kappa (\max \{0, i(t) - I_{\max}\})) \left| \frac{\partial i}{\partial u} \right| \right] e^{-\delta t} dt$$

- The positive term  $c_V s(t)$  reflects vaccination costs, significant when  $s(t)$  is large (e.g., early in the epidemic).
- The negative term represents infection cost savings, which is larger if  $i(t)$  approaches or exceeds  $I_{\max}$  within  $T$ , due to the quadratic penalty.

**Increasing Hospitalization Capacity ( $h_{\max}$ ):** I use a similar approach for perturb  $h_{\max}$  by  $\Delta h_{\max}$ . The change in  $J_T$  is:

$$\frac{\partial J_T}{\partial h_{\max}} = \int_0^T \left[ \frac{\partial L}{\partial h} + \frac{\partial L}{\partial i} \frac{\partial i}{\partial h} \right] e^{-\delta t} dt$$

Assuming  $h^*(t) = h_{\max}$  when active:

- $\frac{\partial L}{\partial h} = (c_H - c_{NH}) i(t)$ , positive if  $c_H > c_{NH}$ , reflecting the additional cost of hospitalization.
- $\frac{\partial i}{\partial h} < 0$  (increased hospitalization reduces the effective transmission rate  $\beta - h$ ).

The net effect is:

$$\frac{\partial J_T}{\partial h_{\max}} = \int_0^T \left[ (c_H - c_{NH}) i(t) - (c_H h(t) + c_{NH}(1 - h(t)) + 2\kappa (\max\{0, i(t) - I_{\max}\})) \left| \frac{\partial i}{\partial h} \right| \right] e^{-\delta t} dt$$

- The positive term  $(c_H - c_{NH}) i(t)$  scales with the infected population, relevant when  $i(t)$  is significant.
- The negative term shows savings in infection costs, controlled by the penalty term if  $i(t) > I_{\max}$  within  $T$ .

**Decision Rule:** let  $K(t) = c_H h(t) + c_{NH}(1 - h(t)) + 2\kappa (\max\{0, i(t) - I_{\max}\})$  represent the infection cost and penalty term. The preference for increasing  $u_{\max}$  over  $h_{\max}$  is given by:

$$\frac{c_V}{\int_0^T K(t) \left| \frac{\partial i}{\partial u} \right| e^{-\delta t} dt / \int_0^T s(t) e^{-\delta t} dt} < \frac{c_H - c_{NH}}{\int_0^T K(t) \left| \frac{\partial i}{\partial h} \right| e^{-\delta t} dt / \int_0^T i(t) e^{-\delta t} dt} \quad (9)$$

The above criteria 9 compare the cost per unit of control to the normalized, discounted benefit in infection reduction over  $[0, T]$ , weighted by the susceptible and infected populations, respectively.

### 3.2.3 Numerical Sensitivity Analysis

To evaluate the behavior of the SEIR model under optimal control, a numerical sensitivity analysis was conducted over a finite horizon  $T = 150$  days. The simulations were initialized with the following conditions, as specified in Section 2.1:  $s(0) = 0.90$ ,  $e(0) = 0.05$ ,  $i(0) = 0.05$ , and  $r(0) = 0.0$ , reflecting a population where 90% are susceptible, 5% are exposed, and 5% are infected at

the outset. The baseline parameters were set as  $\beta = 0.5$ ,  $\sigma = 0.2$ , and  $\gamma = 0.1$ , with control bounds  $u_{\max} = 0.05$  and  $h_{\max} = 0.2$ . Cost parameters were defined as  $c_H = 2.0$ ,  $c_{NH} = 1.0$ ,  $c_V = 1.0$ ,  $\kappa = 10.0$ ,  $I_{\max} = 0.1$ , and  $\delta = 0.05$ , ensuring a realistic balance between treatment, vaccination, and penalty costs for exceeding the infection threshold. For the sensitivity analysis, key parameters were varied over the following ranges:  $\beta \in \{0.3, 0.5, 0.7\}$ ,  $u_{\max} \in \{0.01, 0.05, 0.1\}$ , and  $h_{\max} \in \{0.05, 0.2, 0.4\}$ , with control delays set to zero ( $t_{\text{delay}_u} = t_{\text{delay}_h} = 0$ ) to focus on the immediate impact of interventions.

The sensitivity analysis examined the total cost  $J_T$ , peak infection fraction ( $\text{peak}_i$ ), and their relationships with the varied parameters. Figure 4 presents a correlation heatmap of these outcomes and parameters, offering a comprehensive view of their interdependencies. The correlation heatmap reveals several critical insights into the dynamics of the SEIR model under control. A striking observation is the near-perfect negative correlation (-0.9999) between  $u_{\max}$  and  $J_T$ , suggesting that even modest increases in vaccination capacity can dramatically reduce the overall cost of an epidemic. This relationship highlights a potential tipping point in epidemic management: beyond a certain threshold, vaccination efforts yield diminishing returns on infection reduction but continue to lower costs by avoiding penalties associated with exceeding  $I_{\max}$ . In contrast, the strong positive correlation (0.8514) between  $\beta$  and  $J_T$  indicates that higher transmission rates disproportionately inflate costs, likely due to the exponential growth of infections in the early stages, which overwhelms control measures.

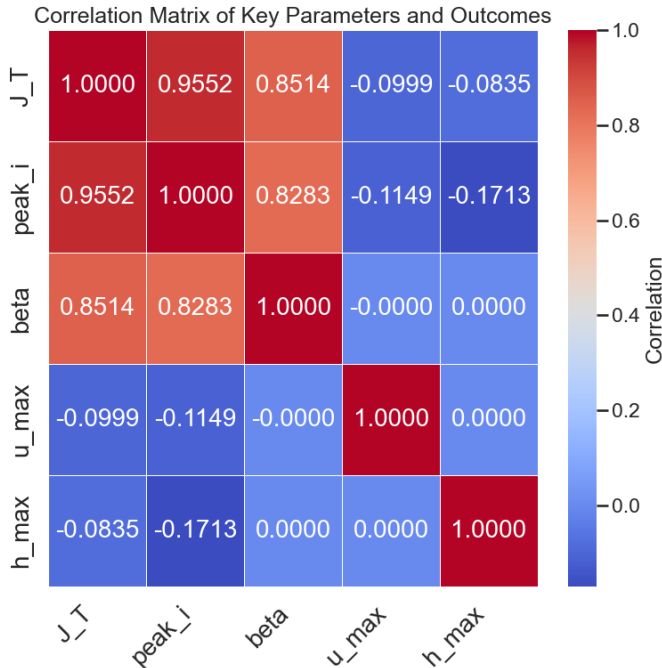


Figure 4: Correlation heatmap of key parameters ( $\beta$ ,  $u_{\max}$ ,  $h_{\max}$ ) and outcomes ( $J_T$ ,  $\text{peak}_i$ ). Red shades indicate positive correlations, while blue shades indicate negative correlations.

To further evaluate the individual impact of each parameter on the total cost, Figure 5 presents boxplots for a broader set of parameters:  $\beta$ ,  $u_{\max}$ ,  $h_{\max}$ ,  $t_{\text{delay}_u}$ ,  $t_{\text{delay}_h}$ ,  $c_V$ , and  $c_H$ . These plots illustrate the distribution of  $J_T$  across the tested values of each parameter, providing a granular



view of their effects.

The boxplots 5 reveal distinct patterns in the sensitivity of  $J_T$  to each parameter. For  $\beta$ , the total cost increases significantly as the transmission rate rises from 0.3 to 0.8, with the median  $J_T$  nearly doubling, reflecting the exponential growth of infections and associated costs. In contrast, increasing  $u_{\max}$  from 0.01 to 0.1 results in a sharp decline in  $J_T$ , with the median cost dropping by over 50%, reinforcing the critical role of vaccination capacity in cost-effective epidemic management. The impact of  $h_{\max}$  is more moderate, with a slight decrease in  $J_T$  as hospitalization capacity increases from 0.05 to 0.4, consistent with the weak correlation observed in Figure 4. This suggests that while hospitalization helps mitigate costs, its effect is less pronounced than that of vaccination, likely due to its indirect influence on transmission dynamics.

The boxplots 5 for  $t_{\text{delay}_u}$  and  $t_{\text{delay}_h}$  show the cost of delayed interventions. Delaying vaccination ( $t_{\text{delay}_u}$ ) from 0 to 20 days increases the median  $J_T$  by approximately 40%, while delaying hospitalization ( $t_{\text{delay}_h}$ ) has a slightly smaller effect, with a 30% increase over the same range. This disparity indicates that the greater sensitivity of the system to delays in vaccination, as timely vaccination directly reduces the susceptible population, thereby curbing the epidemic's growth more effectively than hospitalization.

Interestingly, the cost parameters  $c_V$  and  $c_H$  show relatively modest impacts on  $J_T$ . Increasing the vaccination cost  $c_V$  from 0.2 to 3.0 results in a gradual rise in  $J_T$ , but the overall variation is small compared to parameters like  $\beta$  or  $u_{\max}$ . Similarly, varying  $c_H$  from 1.0 to 4.0 leads to a moderate increase in  $J_T$ , suggesting that the cost of treatment, while important, is not the dominant driver of total costs in this model. This finding implies that policymakers should focus less on minimizing per-unit vaccination or treatment costs and more on maximizing the scale and speed of interventions, as these have a far greater impact on overall epidemic outcomes.

These results have significant implications for epidemic control strategies. The pronounced effect of  $u_{\max}$  on  $J_T$  suggests that investments in vaccination infrastructure, such as increasing production capacity or streamlining distribution, should be a top priority, particularly in the early stages of an outbreak. The sensitivity to delays further emphasizes the need for rapid response mechanisms, as even a few days of delay can substantially increase costs, especially for vaccination programs. While hospitalization remains a crucial component of epidemic management, its relatively modest impact on  $J_T$  and  $\text{peak}_i$  (as seen in Figure 4) indicates that it should be viewed as a complementary measure, supporting vaccination efforts by managing severe cases rather than serving as the primary means of reducing transmission. Finally, the limited influence of  $c_V$  and  $c_H$  on  $J_T$  suggests that cost-saving measures aimed at reducing per-unit expenses may be less effective than strategies aimed at enhancing intervention scale and timing, offering a practical guide for resource allocation in resource-constrained settings.

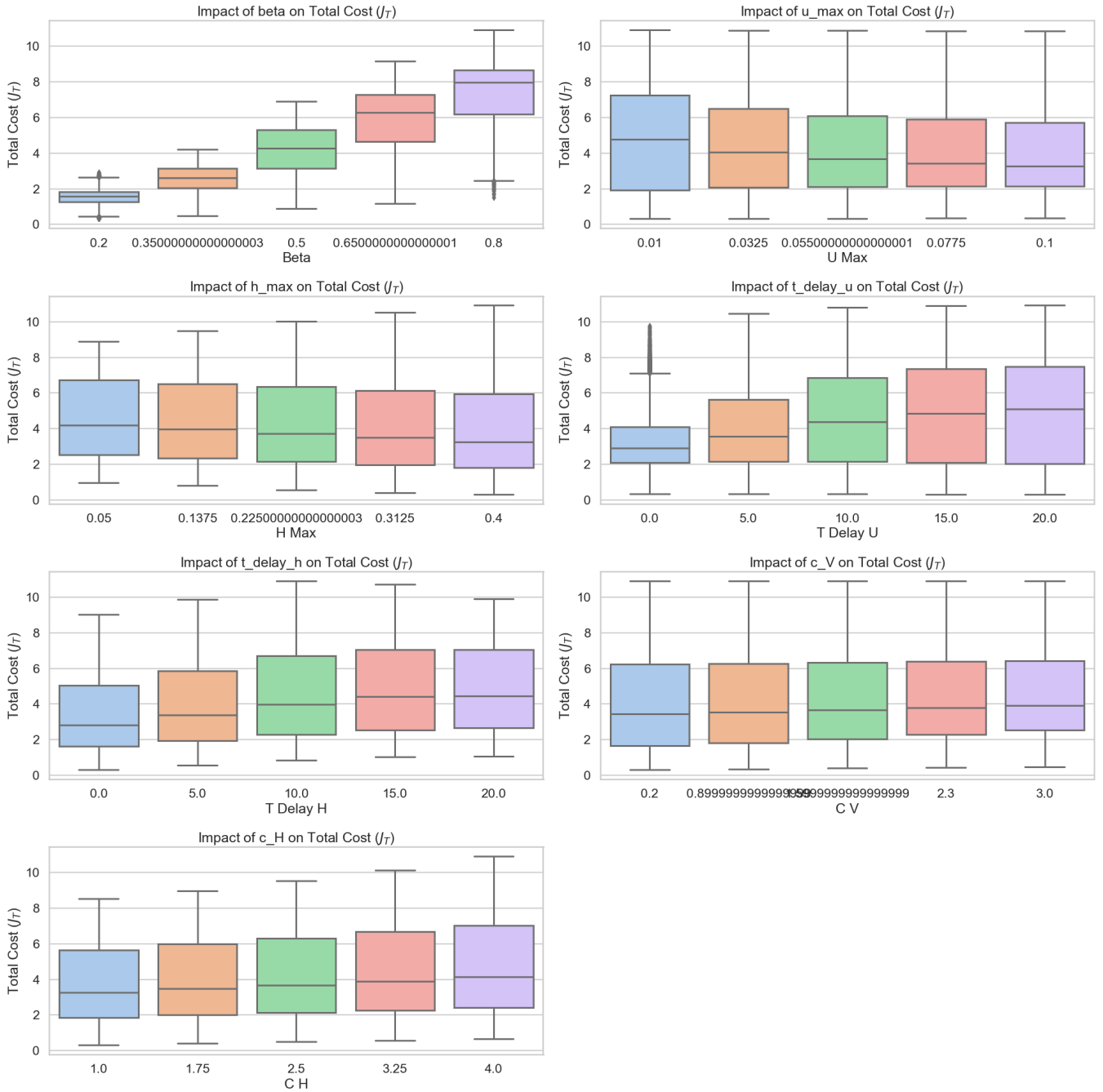


Figure 5: Boxplots showing the impact of key parameters ( $\beta$ ,  $u_{\max}$ ,  $h_{\max}$ ,  $t_{\text{delay}_u}$ ,  $t_{\text{delay}_h}$ ,  $c_v$ ,  $c_h$ ) on the total cost  $J_T$ . Each boxplot illustrates the distribution of  $J_T$  across the tested values of the respective parameter.

## 4 Conclusion and Future Directions

This paper presents a sophisticated approach to epidemic management by developing a controlled SEIR model optimized through optimal control theory. I enhance the traditional Susceptible-Exposed-Infected-Recovered framework by incorporating practical constraints such as delayed intervention availability, limited vaccination and hospitalization capacities, and economic costs, which are often overlooked in prior models. Using modern calculus of variations, I rigorously analyze the controlled system, formulate an infinite-horizon control problem, establish its connection to finite-horizon scenarios via convergence analysis, and derive optimal solutions for a linear cost-functional using the Hamiltonian procedure. Simulations complement this theoretical work, numerically verifying the model's outcomes. Sensitivity analysis further reveals vaccination capacity as a dominant factor in reducing total costs.

The primary contribution of this study lies in its integration of real-world complexities into an SEIR-based optimal control framework, providing a prescriptive tool for policymakers that balances infection control with economic and operational feasibility. By introducing a time-free representation of disease dynamics and leveraging advanced mathematical techniques like  $\Gamma$ -convergence and the Lambert function for sharp bounds, the paper advances both the analytical and practical dimensions of epidemic modeling. Its strength is rooted in the rigorous mathematical foundation—supported by theorems on existence, uniqueness, and asymptotic behavior—paired with actionable insights derived from simulations, such as the critical role of early and scalable vaccination. However, the study is not without limitations. Notably, it relies on theoretical simulations rather than real-world data, which restricts its immediate applicability to specific epidemics. The assumptions of a well-mixed population and fixed parameters simplify the complex, heterogeneous nature of actual outbreaks, potentially limiting the model's precision in diverse settings. These constraints highlight the need for empirical validation to strengthen the framework's practical relevance.

Looking ahead, future extensions could enhance the model's robustness and applicability. Incorporating stochastic shocks to the transmission rate  $\beta$  could better capture dangerous viral mutations, reflecting the unpredictability of epidemic evolution. Additionally, extending the framework to account for spatial heterogeneity, age-structured populations, or adaptive behavioral responses could align it more closely with real-world dynamics. Integrating real epidemic data for calibration and testing would further bridge the gap between theory and practice, refining the model into a more versatile tool for public health decision-making.

## References

- Anderson, R. M. and May, R. M. (1991). *Infectious diseases of humans*. Oxford University Press.
- Arino, J., Brauer, F., Van Den Driessche, P., Watmough, J., Wu, J., Arino, J., Brauer, F., Van

- Den Driessche, P., Watmough, J., and Wu, J. (2007). A final size relation for epidemic models. *Mathematical Biosciences and Engineering*, 4(2):159–175.
- Avram, F., Freddi, L., and Goreac, D. (2021). Optimal control of a SIR epidemic with ICU constraints and target objectives. *Applied Mathematics and Computation*, 418:126816.
- Barry, J. M. (2004). *The Great Influenza: The Story of the Deadliest Pandemic in History*. Viking Penguin.
- Behncke, H. (2000). Optimal control of deterministic epidemics. *Optimal Control Applications and Methods*, 21(6):269–285.
- Bussell, E. H., Dangerfield, C. E., Gilligan, C. A., and Cunniffe, N. J. (2019). Applying optimal control theory to complex epidemiological models to inform real-world disease management. *Philosophical Transactions of the Royal Society B Biological Sciences*, 374(1776):20180284.
- Buttazzo, G. (1989). *Semicontinuity, relaxation and integral representation in the calculus of variations*. Longman Scientific & Technical.
- Carlson, D. A., Haurie, A., and Leizarowitz, A. (1991). *Infinite Horizon Optimal Control : Deterministic and stochastic systems*. Springer Berlin, Heidelberg.
- Ekeland, I. and Témam, R. (1999). *Convex analysis and variational problems*. Society for Industrial and Applied Mathematics.
- Ferguson, N. M., Laydon, D., Nedjati-Gilani, G., et al. (2020). Impact of non-pharmaceutical interventions (npis) to reduce covid-19 mortality and healthcare demand. Technical Report Report 9, Imperial College London.
- Fonseca, I. and Leoni, G. (2006). *Modern methods in the calculus of variations: LP spaces*. Springer Science & Business Media.
- Gray, J. (1978). Johann Heinrich Lambert, mathematician and scientist, 1728 – 1777. *Historia Mathematica*, 5(1):13–41.
- Gronwall, T. H. (1919). Note on the Derivatives with Respect to a Parameter of the Solutions of a System of Differential Equations. *Annals of Mathematics*, 20(4):292.
- Hajlasz, P. (1993). Change of variables formula under minimal assumptions. *Colloquium Mathematicum*, 64(1):93–101.
- Hale, J. (1980). *Ordinary Differential Equations*. Pure and Applied Mathematics - Marcel Dekker. R. E. Krieger Publishing Company.
- Jackson, M. O. (2010). *Social and economic networks*. Princeton University Press.

- Kermack, W. O. and McKendrick, A. G. (1927). A contribution to the mathematical theory of epidemics. *Proceedings of the Royal Society of London Series A Containing Papers of a Mathematical and Physical Character*, 115(772):700–721.
- Leoni, G. (2017). *A first course in Sobolev Spaces*. American Mathematical Society.
- Mangasarian, O. L. (1966). Sufficient conditions for the optimal control of nonlinear systems. *SIAM Journal on Control*, 4(1):139–152.
- Maso, G. D. (1993). *An introduction to  $\Gamma$ -Convergence*. Birkhäuser Boston, MA.
- Rockafellar, R. T. and Wets, R. J.-B. (1998). *Variational Analysis*, volume 317 of *Grundlehren der mathematischen Wissenschaften*. Springer-Verlag, Berlin, Heidelberg.
- Rudin, W. (1991). *Functional analysis*. McGraw-Hill Companies.
- Walter, W. (1998). *Ordinary differential equations*. Springer New York.