

GmNet: Revisiting Gating Mechanisms From A Frequency View

Yifan Wang¹ Xu Ma¹ Yitian Zhang¹ Zhongruo Wang²
 Sung-Cheol Kim³ Vahid Mirjalili³ Vidya Renganathan³ Yun Fu¹
¹ Northeastern University ² UC Davis ³ FM-Global
 {wang.yifan25, ma.xu1, zhang.yitian}@northeastern.edu, wangleft@gmail.com,
 {sungcheol.kim, Vahid.Mirjalili, Vidya.Renganathan}@fmglobal.com, yunfu@ece.neu.edu

Abstract

Gating mechanisms have emerged as an effective strategy integrated into model designs beyond recurrent neural networks for addressing long-range dependency problems. In a broad understanding, it provides adaptive control over the information flow while maintaining computational efficiency. However, there is a lack of theoretical analysis on how the gating mechanism works in neural networks. In this paper, inspired by the *convolution theorem*, we systematically explore the effect of gating mechanisms on the training dynamics of neural networks from a frequency perspective. We investigate the interact between the element-wise product and activation functions in managing the responses to different frequency components. Leveraging these insights, we propose a Gating Mechanism Network (GmNet), a lightweight model designed to efficiently utilize the information of various frequency components. It minimizes the low-frequency bias present in existing lightweight models. GmNet achieves impressive performance in terms of both effectiveness and efficiency in the image classification task.

1 Introduction

The gating mechanism has been widely used in recurrent neural networks (RNNs) [1, 2] to address long-term dependency issues. With the flourish of Transformers [3], self-attention-based architectures have largely replaced RNNs as the core model in natural language processing (NLP). Despite their success, scaling Transformers to long sequences remains challenging due to the quadratic complexity of global attention. Linear gating mechanisms (*i.e.* Gated Linear Units [4]) have been rediscovered as an effective approach to address this problem.

Gated Linear Units (GLUs) introduce a gating mechanism that adaptively controls information flow, allowing the model to focus on relevant features and ignore less important ones. These architectures are simple to implement, and have no apparent computational drawbacks. Therefore, models built with GLUs have been developed in various tasks across NLP [5, 6, 7] and Computer Vision [8, 9, 10]. While architectures based on linear gating mechanisms have demonstrated the effectiveness, their theoretical analysis have not received enough attention. Except intuitive explanations, a deeper examination of their mathematical properties could provide valuable insights for the development of efficient gating mechanisms. Inspired by the Fourier interpretation of element-wise product, we propose to investigate training dynamics of neural networks (NNs) with gating mechanisms from a frequency perspective. This approach helps us understand how frequency components are selectively amplified or suppressed during learning. By the frequency analysis, we aim to uncover how GLUs influence the spectral properties of neural networks and affect the overall performance.

To begin with, we present an intuitive example that illustrates the responses of neural networks to different frequency components of an image. The example as shown in Fig. 1 demonstrates two

key points. First, NNs can utilize specific frequency components for classification, not just the low-frequency ones as commonly assumed. This indicates that high-frequency information can also be critical for accurate classification tasks. Second, Gated Linear Units can enhance NNs’ ability of effectively learning and integrating different frequency components.

In this paper, we systematically explore how gating mechanisms impact the training dynamics. We also provide a comprehensive understanding of how the element-wise product and activation functions interplay to shape the frequency response of neural networks. The first observation is inspired by the *convolution theorem* and convolution operation in the frequency domain. It indicates that element-wise multiplication in the spatial domain, equivalent to convolution in the frequency domain, inherently introduces new frequency components. It may enhance the learned representations for various frequency domains. However, as demonstrated in prior studies [11, 12], NNs are sensitive to high-frequency noise, which may adversely influence training stability and generalization. Therefore, it is necessary to include activation functions within the gating units to regulate the newly introduced frequency components. Activation functions can broadly be classified based on their differential properties. Smooth activation functions (GELU [13] and Swish), characterized by continuous higher-order derivatives, tend to introduce fewer high-frequency components. On the other hand, activation functions (ReLU and ReLU6) with discontinuous higher-order derivatives are more likely to encourage the learning of high-frequency components.

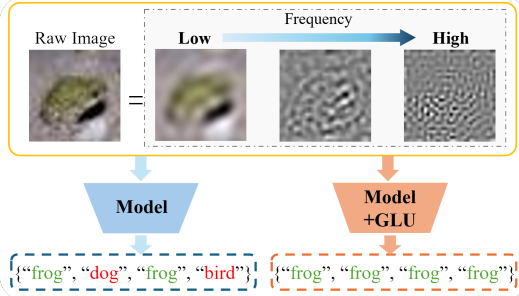


Figure 1: An illustration of how GLUs affect neural networks in classifying different frequency parts of an image. Starting with a raw image of a frog, we break it down into different frequency bands. The lowest frequency shows a recognizable outline, the middle frequency retains the general shape of the frog, but the highest frequency is almost unrecognizable. Predictions of different components are given in the lower of different models.

Benefited by the sufficient study from the frequency view, we find that the existing lightweight methods are not aware of how to efficiently and effectively utilize the high-frequency information. Capturing high-frequency components is especially challenging for efficient networks due to their limited capacity and reduced depth. These components often correspond to fine-grained details or subtle semantic distinctions critical for tasks such as fine-grained classification, edge detection, or video understanding. Without adequate modeling of high-frequency information, lightweight models may overly rely on coarse, low-frequency patterns, limiting their generalization and robustness. In this paper, we incorporate the simplest gated linear unit into the current block design and come up with a competitive lightweight model named as **Gating Mechanism Network (GmNet)**. Our proposed network can more effectively capture information across different frequencies, offering both theoretical and practical advantages. With a simplified architecture of the network design, GmNet is able to achieve superior results compared with existing efficient models without training with advanced techniques. For example, compared to EfficientFormer-L1 [14], GmNet-S3 outperforms 4.0% on top-1 accuracy on ImageNet-1K with 4x faster latency on an A100 GPU.

We succinctly summarize and emphasize the key contributions of this work as following points: 1). We present a comprehensive study on how gated linear units influence neural network training dynamics from a frequency perspective. Through both theoretical analysis and experimental evidences, we demonstrate how the interaction between element-wise multiplication and activation functions shapes the frequency response of NNs. 2). Inspired by the study of the gating mechanism, we investigate the effect of capturing the high-frequency information and propose a competitive lightweight model, named **Gating Mechanism Network (GmNet)**, which achieves promising performance without the need for strong training strategy, surpassing numerous efficient designs.

2 Related Work

Gated Linear Units. Gating mechanisms have been extensively utilized in neural networks for sequence data processing tasks [1, 15, 16, 4]. With the rise of Transformer architectures, the Gated

Linear Unit [17] has been revisited and recognized as an efficient and effective enhancement for modern deep learning models. Recent research has increasingly focused on the integration of gating mechanisms into diverse network architectures of different tasks, including gate-MLP [8], Mamba [7] and Llama3 [6]. While many existing studies provide high-level insights into the functional role of gating mechanisms, there is a notable lack of in-depth analysis of their underlying learning processes. In this work, we conduct a series of experiments combined with solid theoretical analysis to elucidate the roles of gating mechanisms in enhancing the learning of neural networks. Specifically, we investigate the types of information that gating encourages networks to capture from a frequency perspective.

Frequency Learning. Understanding the learning dynamics of neural networks from a frequency perspective is an increasingly interesting topic. It has been found that neural networks respond differently to frequency information depending on the tasks. It has been investigated that neural networks tend to learn low-frequency components quickly before fitting the high-frequency ones for regression tasks [12, 18, 19]. In classification tasks, by investigating how neural networks respond to different frequency components during training, researchers found that there exists a trade-off between the accuracy and robustness [11]. NNs can improve the accuracy by learning more from high frequency components but they are also sensitive to high frequency noise which may disturb the training of NNs. In this paper, we investigate how GLUs optimize the trade-off which drive us to propose a new efficient model design.

Lightweight Networks. The existing lightweight networks can be categorized into two types: (1) Pure convolution-based networks like MobileOne [20], StarNet[9] and RepVit[21]; (2) Self-attention-based architectures including EfficientMod[22] and EfficientFormerV2[14]. Although existing network designs already achieve promising performance, they still exhibit significant shortcomings from the perspective of the frequency view. Both convolution and self-attention are learning methods with a low-frequency bias [23, 24]. Furthermore, because compact networks typically focus on minimizing parameters and simplifying model structure, their capacity to capture high-frequency details may be restricted. In this paper, we propose a new competitive and efficient network that demonstrates the effectiveness of learning from higher frequency components.

3 Revisiting Gating Mechanisms from A Frequency View

We begin by defining the components associated with different frequency bands and outlining the details of our experimental setup. With decomposing the raw data \mathbf{z} into the high-frequency part \mathbf{z}_h and the low-frequency part \mathbf{z}_l where $\mathbf{z} = \mathbf{z}_h + \mathbf{z}_l$. Denoting a threshold r and an image \mathbf{x} , we have the following equations:

$$\mathbf{z} = \mathcal{F}(\mathbf{x}), \quad \mathbf{z}_h, \mathbf{z}_l = \theta(\mathbf{z}; R) \quad (1)$$

where $\mathbf{z} = \mathcal{F}(\mathbf{x})$ is the 2D Discrete Fourier Transform of \mathbf{x} . We select three vision backbones including ResNet-18 [25], MobileNetv2 [26] and EfficientFormer-v2 [27] as representations to demonstrate the drawbacks of the CNN networks and transformer-based architectures on capturing the high frequency information and how the gating mechanism improve the capability of learning high-frequency components. Modifications to the network blocks of ResNet-18 are depicted in Fig. 2. We evaluate the classification performance on different frequency components of the input images at each training epoch. Changes in accuracy over time provide insights into the learning dynamics within the frequency domain [11]. To avoid the occasionality, we calculated the average over three training runs.

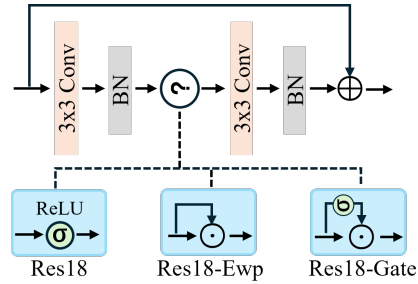


Figure 2: Block design of different variants of ResNet18 where \odot represents the element-wise product and σ means the activation function. In this paper, we investigate GLUs using ReLU6 and GELU as activation functions where corresponding variants can be named as Res18-Gate-ReLU6/GELU.

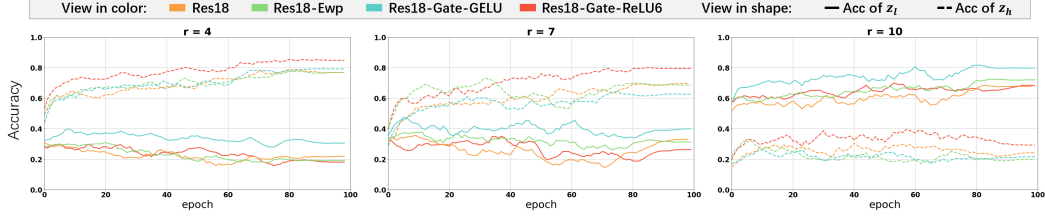


Figure 3: Comparison among Res18, Res18-Ewp, Res18-Gate-ReLU6 and Res18-Gate-GELU. We plot the learning curves of Resnet18 and its variants for 100 epochs, together plotted with the accuracy of different frequency components z_i . We set r to $\{4, 7, 10\}$ respectively. All curves of z are from the test set. The legends can be found in the top of the figure. More results can be found in the supplementary material.

3.1 Effect of Element-wise Product

Inspired by the *convolution theorem*, we first give a theoretical insight of why element-wise product can encourage NNs to learn on various frequency components from a frequency view.

Theorem 1 (Convolution Theorem). Consider two functions $u(x)$ and $v(x)$ with their Fourier transforms U and V :

$$(u \cdot v)(x) = \mathcal{F}^{-1}(U * V),$$

where \cdot and $*$ means the element-wise product and convolution respectively. \mathcal{F} refers to the Fourier transform operator where $\mathcal{F}[f(t)] = F(\omega) = \int_{-\infty}^{+\infty} f(t)e^{-j\omega t} dt$. The convolution theorem indicates that the element-wise multiplication in the spatial domain equals to the convolution operation in the frequency domain. Let's consider the simplest situation which is the self-convolution of a function. Denoting the support set of $\mathcal{F}(\omega)$ is $[-\Omega, \Omega]$, the support set of $\mathcal{F} * \mathcal{F}(\omega)$ will be $[-2\Omega, 2\Omega]$. It means that self-convolution resulting in a broader frequency spectrum. With richer frequency information, NNs have more chances to learn both high-frequency and low-frequency components.

3.2 How Activation Function Works?

We begin with a brief mathematical analysis illustrating how the differential properties of activation functions influence the frequency characteristics of GLUs.

Theorem 2 (Differential Properties of the Fourier Transform). If a function $f(t)$ is continuous in $(-\infty, +\infty)$, then

$$\mathcal{F}[f'(t)] = j\omega F[\omega]$$

Proof.

$$\mathcal{F}[f'(t)] = \int_{-\infty}^{+\infty} f'(t)e^{-j\omega t} dt = f(t)e^{-j\omega t} \Big|_{-\infty}^{+\infty} + j\omega \int_{-\infty}^{+\infty} f(t)e^{-j\omega t} dt = j\omega \mathcal{F}[f(t)] \quad (2)$$

□

The definitions of the symbols are same to Theorem 1.

Lemma 3. If $f^{(n)}(t)$ is continuous in $(-\infty, +\infty)$, then

$$\mathcal{F}[f^{(n)}(t)] = (j\omega)^n F[\omega], \quad (3)$$

where $f^{(n)}(t)$ represents the n -th derivative of $f(t)$. The proof of Lemma 3 can be easily obtained by the mathematical induction based on Theorem 2. From Eq. 3, we can find that $|F(\omega)| \leq \frac{C}{|\omega|^n}$ where C is a sufficiently large constant. It indicates that if higher-order derivatives exist and are continuous, the high-frequency components of the Fourier transform decay more quickly with a rate of $|\omega|^n$. Conversely, if higher-order derivatives do not exist or are discontinuous, the decay of the high-frequency components of the Fourier transform slows down. Notably, for the smooth activation like $\text{GELU}(x) = x \cdot \frac{1}{2}[1 + \text{erf}(x/\sqrt{2})]$, it is infinitely differentiable across the entire real domain, with

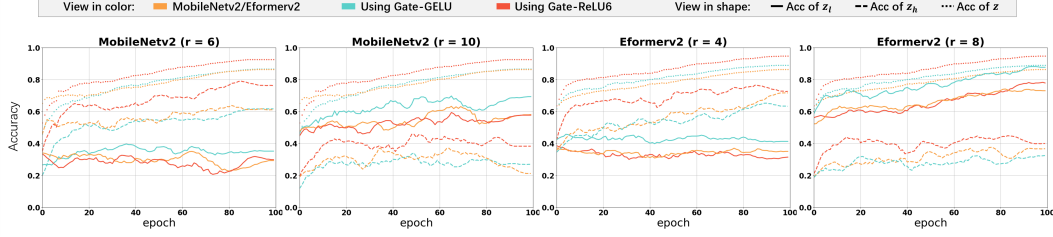


Figure 4: Comparison among different variants of MobileNet2 and EfficientFormer-v2 (Eformerv2). Different architectures respond differently to specific frequency component. To ensure an informative comparison, we select representative frequency thresholds tailored to each model where we set r to $\{6, 10\}$ for MobileNet2 and $\{4, 8\}$ for EfficientFormer-v2 respectively. Additional results under other threshold configurations are included in the supplementary material.

all orders of derivatives being continuous and finite. The continuity and finite values of higher-order derivatives cause the high-frequency components of the Fourier transform to decay quickly, resulting in fewer high-frequency components.

To validate the above theoretical insights, we conduct experiments on ResNet18 and its variants to examine the impact of gating mechanisms and activation smoothness on frequency learning. As shown in Fig. 3, the testing curves of the model employing non-smooth activation functions (ReLU6) shows visibly surpass above the other models with different thresholds. It demonstrate superior performance in learning from high-frequency components. This supports the hypothesis that reduced smoothness in the activation function enhances the model’s ability to retain high-frequency information. Conversely, the variant using GELU exhibits stronger performance on low-frequency components, reflecting the strength of smooth activations in modeling low-frequency signals.

4 Gating Mechanism Network (GmNet)

4.1 Rethinking Current Lightweight Model Architectures From A Frequency Perspective

Before introducing our proposed network, we first investigate the importance of capturing high-frequency information in efficient architectures by modifying existing efficient models to incorporate Gated Linear Units (GLUs). Specifically, we select two representative architectures: the pure CNN-based MobileNetV2 [26] and the transformer-based EfficientFormer-V2 [27]. In both models, we replace the activation functions in their MLP blocks with a simple GLU. Detailed architectural modifications are provided in the supplementary material.

As shown in Fig. 4, we present the testing accuracy curves under varying frequency thresholds. Our results demonstrate that integrating GLUs improves classification accuracy on high-frequency components across both models, under different threshold settings. Notably, this improvement in high-frequency classification also correlates with a gain in overall performance. Furthermore, we observe that using GELU as the activation function within the GLUs enhances performance on low-frequency components, though it has a relatively minor effect on overall accuracy. These findings suggest that effectively modeling high-frequency information is more crucial for improving the performance of lightweight neural networks. It

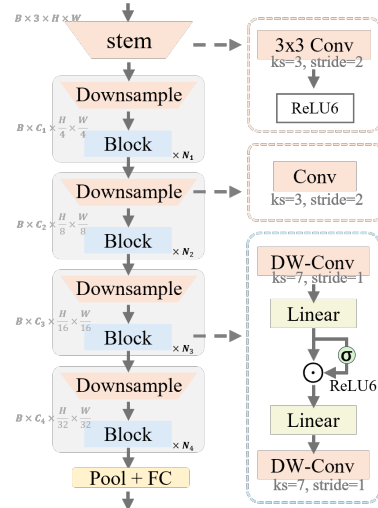


Figure 5: The illustration of GmNet architecture. GmNet adopts a traditional hybrid architecture, utilizing convolutional layers to down-sample the resolution and double the number of channels at each stage.

underscores the critical role of frequency-aware design in lightweight network architectures.

4.2 Architecture of GmNet

To address the limitation of low-frequency bias for current lightweight network designs, our proposed method named as GmNet integrates a simple gated linear unit into the block as illustrated in Fig. 5. GmNet offers both theoretical and practical advantages on encouraging the model to learn from a broader range of frequency regions, especially the high-frequency domain. We incorporate two depth-wise convolution layers with kernel sizes of 7×7 at the beginning and end of the block respectively to facilitate the integration of low- and high-frequency information. At the core of the block, we have two 1×1 convolution layers and a simple gated linear unit. We use the ReLU6 as the activation function. We vary the block numbers, input embedding channel numbers and channel expansion factors ‘ratio’ to build different sizes of GmNet, as detailed in Table 1.

GmNet uses a simplified GLU structure for two reasons: (1) to keep the model as lightweight as possible, reducing computational load; and (2) ensuring that high-frequency signals can be better enhanced without adding any additional convolutional or fully connected layers within the GLU. Furthermore, our gate unit is more interpretable, aligning with our analysis of GLUs in the frequency domain. Experimental results and ablation studies consistently demonstrate the superiority of our model, validating its design in accordance with our GLU frequency domain studies. We also show that the simplest structure achieves the optimal trade-off between efficiency and effectiveness.

5 Experiments

In this section, we provide extensive experiments to show the superiority of our model and ample ablation studies to demonstrate the effectiveness of components of our method.

5.1 Results in Image Classification

Implementation details. We perform image classification experiments on the ImageNet-1K dataset, adopting a standard input resolution of 224×224 for both training and evaluation. All model variants are trained from scratch for 300 epochs using the AdamW optimizer, starting with an initial learning rate of 3×10^{-3} and a batch size of 2048. The supplementary materials provide a comprehensive overview of the training setup. For performance assessment, we convert our PyTorch models into the ONNX format to measure latency on a Mobile device (iPhone 14) and a GPU (A100). Additionally, we deploy the models on the mobile device via CoreML-Tools to further evaluate latency. Importantly, our training approach does not incorporate advanced techniques such as re-parameterization or knowledge distillation. The results presented in Table 2 correspond to models trained without these enhancements.

Compared with the state-of-the-art. The experimental results are presented in Table 2. Without any strong training strategy, GmNet delivers impressive performance compared to many state-of-the-art lightweight models. With a comparable latency on GPU, GmNet-S1 outperforms MobileV2-1.0 by 3.5%. Notably, GmNet-S2 achieves 78.3% with only 1.9ms on the A100 which is a remarkable achievements for the models under 1G FLOPS. GmNet-S3 outperforms RepViT-M1.0 and StarNet-S4 by 1.9% and 0.9% in top-1 accuracy with 1.1 ms and 1.4 ms faster on the GPU latency, respectively. The improvements on the speed are over 30%. Additionally, with similar latency, GmNet-S3 delivers a 1.7% improvement on the accuracy over MobileOne-S4. GmNet-S4 achieves 2x faster compared to RepViT-M1.5 on the GPU and it surpasses MobileOne-S4 of 2.1% under the similar latencies of both GPU and Mobile. LeViT-256 [28] matches the accuracy of GmNet-S4 but runs twice as slow on a GPU and 16 times slower on an iPhone 14. The strong performance of GmNet can be largely attributed to the clear insights of gating mechanisms and simplest architectures. Fig. 6 further illustrates the latency-accuracy trade-off across different models. More comparisons and results of downstream tasks including objective detection and segmentation can be found in supplementary.

Table 1: Configurations of GmNet. We vary the embedding width, depth, and gating ratio to construct different model sizes of GmNet.

Variant	C_1	depth	ratio	Params	FLOPs
GmNet-S1	40	[2, 2, 10, 2]	[3, 3, 3, 2]	3.7M	0.6G
GmNet-S2	48	[2, 2, 8, 3]	[3, 3, 3, 2]	6.2M	0.9G
GmNet-S3	48	[3, 3, 8, 3]	[4, 4, 4, 4]	7.8M	1.2G
GmNet-S4	68	[3, 3, 11, 3]	[4, 4, 4, 4]	17.0M	2.7G

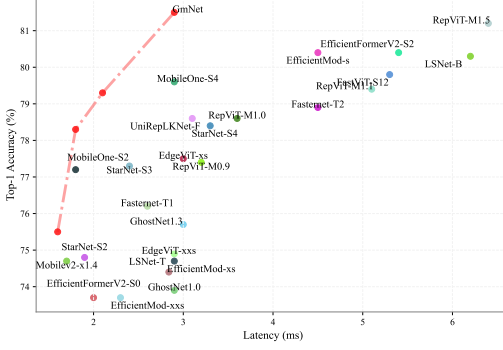


Figure 6: Trade-off between Top-1 accuracy and latency on A100. GmNet variants achieve substantially lower latency compared to related works, while maintaining competitive or superior Top-1 accuracy. This demonstrates the efficiency of our design in balancing performance and computational cost. A more extensive comparison is provided in the supplementary material.

5.2 Ablation Studies

More studies on different activation functions. To further explore the effect of different activation functions, we trained various GmNet-S3 variants on ImageNet-1k. As illustrated in Fig. 5, we replaced ReLU6 with GELU, ReLU or remove the activation function. To better reflect the differences between different models, we set the radii to a larger range/As shown in the Table. 3, we can find that, the increases on classifying the high-frequency components are significant comparing models using and not using the activation functions. For example, comparing results of ‘Identity’ and ‘ReLU’ with the improvement of 11% on the raw data, improvement on high-frequencies is over 3 times on average. ‘GELU’ and ‘ReLU’ shows advances on low-/high- frequency components respectively compared to each other. This aligns with our understanding of how different types of activation functions impact frequency response. Notably, the closer performance of models with Identity and ReLU/GELU at low frequencies suggests the low-frequency bias of convolution-based networks.

Moreover, even considering the improvements on the raw data, model using the ReLU6 shows obvious increase on the high-frequency components compared to the model using GELU especially when we set r to 12, 24, 36. Compared to the model with ReLU, ReLU6 is more effective in preventing overfitting to high-frequency components since it has better performance on low-frequencies. Considering performances of ReLU, GELU, and ReLU6, we can observe that achieving better performance on high frequencies at the expense of lower frequencies does not

Table 2: Comparison of Efficient Models on ImageNet-1k. Latency is evaluated across various platforms (A100 GPU and iPhone 14).

Model	Top-1	Params	FLOPs	Latency (ms)	
	(%)	(M)	(G)	GPU	Mobile
FasterNet-T0 [29]	71.9	3.9	0.3	2.5	0.7
MobileV2-1.0 [26]	72.0	3.4	0.3	1.7	0.9
ShuffleV2-1.5 [30]	72.6	3.5	0.3	2.2	1.3
EfficientFormerV2-S0 [27]	73.7	3.5	0.4	2.0	0.9
MobileNetV4-Conv-S [31]	73.8	3.8	0.2	2.2	0.9
StarNet-S2 [9]	74.8	3.7	0.5	1.9	0.9
LSNet-T [32]	74.9	11.4	0.3	2.9	1.8
GmNet-S1	75.5	3.7	0.6	1.6	1.0
EfficientMod-xxs [22]	76.0	4.7	0.6	2.3	18.2
Fasternet-T1 [29]	76.2	7.6	0.9	2.5	1.0
EfficientFormer-L1 [14]	77.2	12.3	1.3	12.1	1.4
StarNet-S3 [9]	77.3	5.8	0.7	2.3	1.1
MobileOne-S2 [20]	77.4	7.8	1.3	1.9	1.0
RepViT-M0.9 [21]	77.4	5.1	0.8	3.0	1.1
EfficientFormerV2-S1 [27]	77.9	4.5	0.7	3.4	1.1
GmNet-S2	78.3	6.2	0.9	1.9	1.1
EfficientMod-xs [22]	78.3	6.6	0.8	2.9	22.7
StarNet-S4 [9]	78.4	7.5	1.1	3.3	1.1
SwiftFormer-S [33]	78.5	6.1	1.0	3.8	1.1
RepViT-M1.0 [21]	78.6	6.8	1.2	3.6	1.1
UniRepLKNNet-F [34]	78.6	6.2	0.9	3.1	3.5
GmNet-S3	79.3	7.8	1.2	2.1	1.3
RepViT-M1.1 [21]	79.4	8.3	1.3	5.1	1.2
MobileOne-S4 [20]	79.4	14.8	2.9	2.9	1.8
FastViT-S12 [35]	79.8	8.8	1.8	5.3	1.6
MobileNetV4-Conv-M [31]	79.9	9.2	1.0	9.2	1.4
LSNet-B [32]	80.3	23.2	1.3	6.2	3.6
EfficientFormerV2-S2 [27]	80.4	12.7	1.3	5.4	1.6
EfficientMod-s [22]	81.0	12.9	1.4	4.5	35.3
RepViT-M1.5 [21]	81.2	14.0	2.3	6.4	1.7
LeViT-256 [28]	81.5	18.9	1.1	6.7	31.4
GmNet-S4	81.5	17.0	2.7	2.9	1.9

Table 3: The accuracies of classifying the raw data and their low-/high-frequency components under different activation functions on ImageNet-1k. We gradually increase the radii by a step of 12. This result is the average of five testings.

Activation	Identity		ReLU		GELU		ReLU6	
Raw data	70.5		78.3		78.4		79.3	
Frequency	Low	High	Low	High	Low	High	Low	High
$r = 12$	9.79	12.6	12.0	45.9	12.7	41.5	14.8	51.7
$r = 24$	38.1	1.7	38.6	13.5	40.0	9.4	41.6	12.1
$r = 36$	52.9	0.7	56.2	4.9	58.7	3.9	55.2	4.7
$r = 48$	63.2	0.5	64.5	2.3	66.1	2.1	64.4	2.5
$r = 60$	66.6	0.9	69.4	1.0	70.7	1.1	71.1	1.4

Table 5: Comparison of different GLU designs for GmNet-S3 on ImageNet-1K. Here, LN, DW, and Pool represent layer normalization, depth-wise convolution with a kernel size of 3, and average pooling with a 3×3 window, respectively. We underline all notable scores in classifying the different frequency decompositions. Considering gaps of overall performances, an improvement which is remarkable should exceed 1.0. This result is the average of five testings. We also provide more variants of GLUs in the supplementary materials.

GLUs	Top-1 (%)	Params (M)	GPU (ms)	$r = 12$		$r = 24$		$r = 36$		$r = 48$		$r = 60$	
				Low	High	Low	High	Low	High	Low	High	Low	High
$\sigma(x) \cdot \text{LN}(x)$	78.9	7.8	2.9	12.1	47.6	41.6	10.9	56.4	5.2	64.7	2.4	69.8	1.2
$\sigma(x) \cdot \text{DW}(x)$	79.0	8.0	2.4	12.3	49.0	42.7	9.6	58.1	4.6	65.7	2.3	71.2	1.1
$\sigma(x) \cdot (x - \text{Pool}(x))$	78.6	7.8	2.4	14.2	50.1	42.3	10.8	55.8	4.9	63.8	2.7	69.9	1.3
$\sigma(x) \cdot x$	79.3	7.8	2.1	14.8	51.7	41.6	12.1	55.2	4.7	64.4	2.5	71.1	1.4

necessarily lead to overall improvement, and vice versa. To get a better performance on the raw data, it is essential to enhance the model’s ability to learn various frequency signals.

Comparison with existing methods. As addressed in Table 3, a model should achieves strong performance across different frequency components to deliver a better overall performance. However, both pure convolutional architectures and transformers exhibit a low-frequency bias, as discussed in [24, 23]. Therefore, enhancing the performance of a lightweight model depends on its ability to more effectively capture high-frequency information. To address the advantages of GmNet on overcoming the low-frequency bias, we test some existing models on different frequency components of different radii. We select three kinds of typical lightweight methods for comparison including pure conv-based model MobileOne-S2 [20], attention-based model EfficientMod-xs [22] and model also employing GLUs-like structure StarNet-S4 [9]. As shown in Table 4, accuracies of low-frequency components are close among different models considering the overall performance. However, it shows that GmNet-S3 clearly surpass the other models in high frequency components. For example, GmNet-S3 has a 6.3% improvement compared to EfficientMod-xs when $r = 12$ and 2.7% increase when $r = 24$. For StarNet, which also uses a GLU-like structure with dual-channel FC, it struggles to effectively emphasize high-frequency signals. The simplest GLUs design can achieve a better balance between the efficiency and the effectiveness.

Table 4: Comparison with recent methods. We test the models on the high-/low-frequency components with different radii on the ImageNet-1k. The highest values of each columns are highlighted.

Methods	Top-1 (%)	$r = 12$		$r = 24$		$r = 36$	
		High	Low	High	Low	High	Low
MobileOne-S2 [20]	77.4	35.0	11.6	6.5	36.9	2.4	53.5
EfficientMod-xs [22]	78.3	45.4	12.9	9.4	40.6	3.5	54.6
StarNet-S4 [9]	78.4	43.3	13.8	9.4	41.3	3.4	54.8
GmNet-S3	79.3	51.7	14.8	12.1	41.6	4.7	55.2

Study on designs of the GLU. In GmNet, the gated linear unit adopts the simplest design, which can be defined as $\sigma(x) \cdot x$. For comparison, we modify the GLU design and conduct experiments to test performance on raw data as well as on decompositions at different frequency levels. As shown in the Table 5, the simplest design achieve the best performance both on effectiveness and efficiency for the overall performance. For the decomposed frequency components, we observe clear differences among various GLU designs. The GLU of $\sigma(x) \cdot x$ demonstrates significantly higher accuracy in classifying high-frequency components. For example, for $r = 12$ and $r = 24$, the GLU with $\sigma(x) \cdot x$ shows an improvement of 4.1 over the LN design and 2.5 over the DW design. This indicates that the simplest GLU design is already effective at introducing reliable high-frequency components to enhance the model’s ability to learn them. Designs aimed at smoothing information show a notable improvement in some low-frequency components. For instance, with similar overall performance, the GLUs using $\sigma(x) \cdot \text{DW}(x)$ and $\sigma(x) \cdot \text{LN}(x)$ achieve better results on low-frequency components when the radii are set to 24, 36, and 48. And depth-wise convolution is more effective than layer normalization in encouraging neural networks to learn from low-frequency components which is also more efficient. For the design with the average pooling, it does not perform better in classifying high-frequency signals. This may be because $x - \text{pool}(x)$ acts as an overly aggressive high-pass filter, which does not retain the original high-frequency signals in x well and instead introduces more high-frequency noise.

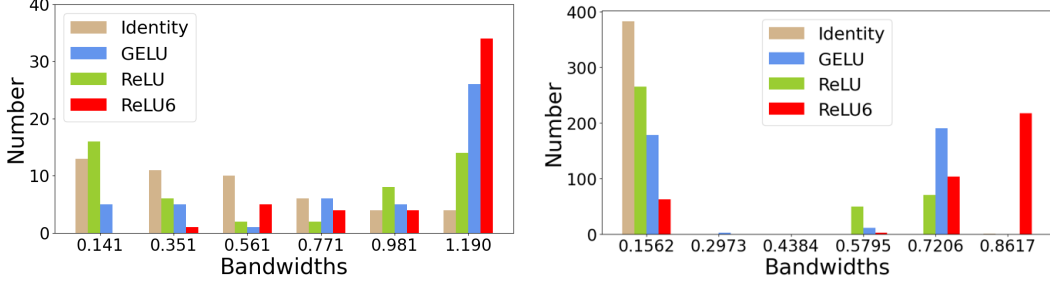


Figure 7: The histogram illustrates the distribution of bandwidths of convolution kernels. We use weights of the convolution layer which under the GLU in the first block (left) and the last block (right) of the GmNet-S3. All models are trained on the raw data of the ImageNet-1k. In general, the further the distribution shifts to the right, the stronger the convolutional kernel’s ability to capture signals of different frequencies.

Bandwidths analysis of convolution kernels. As discussed in the [23], the convolution layer may play roles of ‘smoothing’ the feature which means it has a low-frequency bias. Experiments on studying weights of the convolution layer is insightful to give more evidences of how GLUs effect the learning of different frequency components [11, 23, 24]. In this paper, we propose using the bandwidths of convolution kernels to represent their ability of responding to different frequency components. Specifically, a wider bandwidth indicates that the kernel can process a broader range of frequencies, allowing it to capture diverse frequency components simultaneously and thereby preserve rich information from the feature. As illustrated in Figure 7, the distributions of the ReLU model suggest that its convolution kernels tend to focus on a narrow range of frequency components leading to relatively lower bandwidths. It indirectly reflects an overemphasis on high-frequency components. Although the model using GELU exhibits a better distribution in the top convolutional layers, it still has a low-frequency bias, leading to a distribution shift in the bottom convolutional layers. Compared to other activations, the enhanced bandwidth distribution of the model using ReLU6 demonstrates better generalization for this task. The properties of the convolution kernels align with the results in Table 3.

6 Limitations

Discussions. Different datasets and training strategies may lead to different dynamics which has been addressed in [11, 23]. For the small dataset which is used in Sec. 3, the convergence is faster which means NNs can easily capture some certain frequency components and then learning from other frequency components becomes very slow. Moreover, from the performance on very high-frequency components (for $r > 36$), it is evident that neural networks face challenges in directly classifying these components, which are nearly imperceptible to the human eye. However, NNs can be sensitive to the perturbation of high-frequency noise [12]. This is also an interesting topic of revealing the robustness of NNs, but it is beyond the scope of this article.

Limitations. This work investigates that enhancing high-frequency learning is crucial for improving overall model performance for efficient models. However, this does not imply that GLUs are a universally optimal solution for all architectures. Larger models, with higher embedding dimensions and deeper structures, may inherently mitigate low-frequency bias, reducing the relative impact of such gating mechanisms. In this paper, we focus specifically on efficient networks. Additionally, in architectures with more complex structures, simply replacing the activation function with a GLU may not significantly enhance the model’s ability to capture high-frequency information.

7 Conclusion

In this paper, we systematically explore the effect of gating mechanisms on the training dynamics of neural networks from a frequency perspective. We provide both theoretical and experimental analysis to reveal how the element-wise product and activation interplay to manage the balance between

different frequencies learning. The element-wise product can broaden the spectrum of the signals while introduce high-frequency noise. The activation function can effectively control the frequency output based on its own characters. Benefited by the comprehensive study on GLUs, we introduce a lightweight model named GmNet to efficiently utilize the information of various frequency. It shows impressive performance on both effectiveness and efficiency.

References

- [1] S Hochreiter. Long short-term memory. *Neural Computation MIT-Press*, 1997.
- [2] Junyoung Chung, Caglar Gulcehre, KyungHyun Cho, and Yoshua Bengio. Empirical evaluation of gated recurrent neural networks on sequence modeling. *arXiv preprint arXiv:1412.3555*, 2014.
- [3] A Vaswani. Attention is all you need. *Advances in Neural Information Processing Systems*, 2017.
- [4] Yann N Dauphin, Angela Fan, Michael Auli, and David Grangier. Language modeling with gated convolutional networks. In *International conference on machine learning*, pages 933–941. PMLR, 2017.
- [5] Soham De, Samuel L Smith, Anushan Fernando, Aleksandar Botev, George Cristian-Muraru, Albert Gu, Ruba Haroun, Leonard Berrada, Yutian Chen, Srivatsan Srinivasan, et al. Griffin: Mixing gated linear recurrences with local attention for efficient language models. *arXiv preprint arXiv:2402.19427*, 2024.
- [6] Abhimanyu Dubey, Abhinav Jauhri, Abhinav Pandey, Abhishek Kadian, Ahmad Al-Dahle, Aiesha Letman, Akhil Mathur, Alan Schelten, Amy Yang, Angela Fan, et al. The llama 3 herd of models. *arXiv preprint arXiv:2407.21783*, 2024.
- [7] Albert Gu and Tri Dao. Mamba: Linear-time sequence modeling with selective state spaces. *arXiv preprint arXiv:2312.00752*, 2023.
- [8] Hanxiao Liu, Zihang Dai, David So, and Quoc V Le. Pay attention to mlps. *Advances in neural information processing systems*, 34:9204–9215, 2021.
- [9] Xu Ma, Xiyang Dai, Yue Bai, Yizhou Wang, and Yun Fu. Rewrite the stars. In *Proceedings of the IEEE/CVF Conference on Computer Vision and Pattern Recognition*, pages 5694–5703, 2024.
- [10] Jianwei Yang, Chunyuan Li, Xiyang Dai, and Jianfeng Gao. Focal modulation networks. *Advances in Neural Information Processing Systems*, 35:4203–4217, 2022.
- [11] Haohan Wang, Xindi Wu, Zeyi Huang, and Eric P Xing. High-frequency component helps explain the generalization of convolutional neural networks. In *Proceedings of the IEEE/CVF conference on computer vision and pattern recognition*, pages 8684–8694, 2020.
- [12] Dong Yin, Raphael Gontijo Lopes, Jon Shlens, Ekin Dogus Cubuk, and Justin Gilmer. A fourier perspective on model robustness in computer vision. *Advances in Neural Information Processing Systems*, 32, 2019.
- [13] Dan Hendrycks and Kevin Gimpel. Gaussian error linear units (gelus). *arXiv preprint arXiv:1606.08415*, 2016.
- [14] Yanyu Li, Geng Yuan, Yang Wen, Ju Hu, Georgios Evangelidis, Sergey Tulyakov, Yanzhi Wang, and Jian Ren. Efficientformer: Vision transformers at mobilenet speed. *Advances in Neural Information Processing Systems*, 35:12934–12949, 2022.
- [15] Felix A Gers, Jürgen Schmidhuber, and Fred Cummins. Learning to forget: Continual prediction with lstm. *Neural computation*, 12(10):2451–2471, 2000.
- [16] Alex Graves and Jürgen Schmidhuber. Framewise phoneme classification with bidirectional lstm and other neural network architectures. *Neural networks*, 18(5-6):602–610, 2005.

- [17] Noam Shazeer. Glu variants improve transformer. *arXiv preprint arXiv:2002.05202*, 2020.
- [18] Matthew Tancik, Pratul Srinivasan, Ben Mildenhall, Sara Fridovich-Keil, Nithin Raghavan, Utkarsh Singhal, Ravi Ramamoorthi, Jonathan Barron, and Ren Ng. Fourier features let networks learn high frequency functions in low dimensional domains. *Advances in neural information processing systems*, 33:7537–7547, 2020.
- [19] Nasim Rahaman, Aristide Baratin, Devansh Arpit, Felix Draxler, Min Lin, Fred Hamprecht, Yoshua Bengio, and Aaron Courville. On the spectral bias of neural networks. In *International conference on machine learning*, pages 5301–5310. PMLR, 2019.
- [20] Pavan Kumar Anasosalu Vasu, James Gabriel, Jeff Zhu, Oncel Tuzel, and Anurag Ranjan. Mobileone: An improved one millisecond mobile backbone. In *Proceedings of the IEEE/CVF conference on computer vision and pattern recognition*, pages 7907–7917, 2023.
- [21] Ao Wang, Hui Chen, Zijia Lin, Jungong Han, and Guiguang Ding. Repvit: Revisiting mobile cnn from vit perspective. In *Proceedings of the IEEE/CVF Conference on Computer Vision and Pattern Recognition*, pages 15909–15920, 2024.
- [22] Xu Ma, Xiyang Dai, Jianwei Yang, Bin Xiao, Yinpeng Chen, Yun Fu, and Lu Yuan. Efficient modulation for vision networks. *arXiv preprint arXiv:2403.19963*, 2024.
- [23] Ling Tang, Wen Shen, Zhanpeng Zhou, Yuefeng Chen, and Quanshi Zhang. Defects of convolutional decoder networks in frequency representation. *arXiv preprint arXiv:2210.09020*, 2022.
- [24] Jiawang Bai, Li Yuan, Shu-Tao Xia, Shuicheng Yan, Zhifeng Li, and Wei Liu. Improving vision transformers by revisiting high-frequency components. In *European Conference on Computer Vision*, pages 1–18. Springer, 2022.
- [25] Kaiming He, Xiangyu Zhang, Shaoqing Ren, and Jian Sun. Deep residual learning for image recognition. In *Proceedings of the IEEE conference on computer vision and pattern recognition*, pages 770–778, 2016.
- [26] Mark Sandler, Andrew Howard, Menglong Zhu, Andrey Zhmoginov, and Liang-Chieh Chen. Mobilenetv2: Inverted residuals and linear bottlenecks. In *Proceedings of the IEEE conference on computer vision and pattern recognition*, pages 4510–4520, 2018.
- [27] Yanyu Li, Ju Hu, Yang Wen, Georgios Evangelidis, Kamyar Salahi, Yanzhi Wang, Sergey Tulyakov, and Jian Ren. Rethinking vision transformers for mobilenet size and speed. In *Proceedings of the IEEE/CVF International Conference on Computer Vision*, pages 16889–16900, 2023.
- [28] Benjamin Graham, Alaaeldin El-Nouby, Hugo Touvron, Pierre Stock, Armand Joulin, Hervé Jégou, and Matthijs Douze. Levit: a vision transformer in convnet’s clothing for faster inference. In *Proceedings of the IEEE/CVF international conference on computer vision*, pages 12259–12269, 2021.
- [29] Jierun Chen, Shiu-hong Kao, Hao He, Weipeng Zhuo, Song Wen, Chul-Ho Lee, and S-H Gary Chan. Run, don’t walk: chasing higher flops for faster neural networks. In *Proceedings of the IEEE/CVF conference on computer vision and pattern recognition*, pages 12021–12031, 2023.
- [30] Ningning Ma, Xiangyu Zhang, Hai-Tao Zheng, and Jian Sun. Shufflenet v2: Practical guidelines for efficient cnn architecture design. In *Proceedings of the European conference on computer vision (ECCV)*, pages 116–131, 2018.
- [31] Danfeng Qin, Chas Lechner, Manolis Delakis, Marco Fornoni, Shixin Luo, Fan Yang, Weijun Wang, Colby Banbury, Chengxi Ye, Berkin Akin, et al. Mobilenetv4: universal models for the mobile ecosystem. In *European Conference on Computer Vision*, pages 78–96. Springer, 2024.
- [32] Ao Wang, Hui Chen, Zijia Lin, Jungong Han, and Guiguang Ding. Lsnet: See large, focus small. *arXiv preprint arXiv:2503.23135*, 2025.

- [33] Abdelrahman Shaker, Muhammad Maaz, Hanoona Rasheed, Salman Khan, Ming-Hsuan Yang, and Fahad Shahbaz Khan. Swiftformer: Efficient additive attention for transformer-based real-time mobile vision applications. In *Proceedings of the IEEE/CVF international conference on computer vision*, pages 17425–17436, 2023.
- [34] Xiaohan Ding, Yiyuan Zhang, Yixiao Ge, Sijie Zhao, Lin Song, Xiangyu Yue, and Ying Shan. Unireplknet: A universal perception large-kernel convnet for audio video point cloud time-series and image recognition. In *Proceedings of the IEEE/CVF Conference on Computer Vision and Pattern Recognition*, pages 5513–5524, 2024.
- [35] Pavan Kumar Anasosalu Vasu, James Gabriel, Jeff Zhu, Oncel Tuzel, and Anurag Ranjan. Fastvit: A fast hybrid vision transformer using structural reparameterization. In *Proceedings of the IEEE/CVF International Conference on Computer Vision*, pages 5785–5795, 2023.

NeurIPS Paper Checklist

1. Claims

Question: Do the main claims made in the abstract and introduction accurately reflect the paper's contributions and scope?

Answer: [\[Yes\]](#)

Justification: We clearly state our contributions and scope in the abstract and introduction.

Guidelines:

- The answer NA means that the abstract and introduction do not include the claims made in the paper.
- The abstract and/or introduction should clearly state the claims made, including the contributions made in the paper and important assumptions and limitations. A No or NA answer to this question will not be perceived well by the reviewers.
- The claims made should match theoretical and experimental results, and reflect how much the results can be expected to generalize to other settings.
- It is fine to include aspirational goals as motivation as long as it is clear that these goals are not attained by the paper.

2. Limitations

Question: Does the paper discuss the limitations of the work performed by the authors?

Answer: [\[Yes\]](#)

Justification: We discuss the limitations in Sec. 6

Guidelines:

- The answer NA means that the paper has no limitation while the answer No means that the paper has limitations, but those are not discussed in the paper.
- The authors are encouraged to create a separate "Limitations" section in their paper.
- The paper should point out any strong assumptions and how robust the results are to violations of these assumptions (e.g., independence assumptions, noiseless settings, model well-specification, asymptotic approximations only holding locally). The authors should reflect on how these assumptions might be violated in practice and what the implications would be.
- The authors should reflect on the scope of the claims made, e.g., if the approach was only tested on a few datasets or with a few runs. In general, empirical results often depend on implicit assumptions, which should be articulated.
- The authors should reflect on the factors that influence the performance of the approach. For example, a facial recognition algorithm may perform poorly when image resolution is low or images are taken in low lighting. Or a speech-to-text system might not be used reliably to provide closed captions for online lectures because it fails to handle technical jargon.
- The authors should discuss the computational efficiency of the proposed algorithms and how they scale with dataset size.
- If applicable, the authors should discuss possible limitations of their approach to address problems of privacy and fairness.
- While the authors might fear that complete honesty about limitations might be used by reviewers as grounds for rejection, a worse outcome might be that reviewers discover limitations that aren't acknowledged in the paper. The authors should use their best judgment and recognize that individual actions in favor of transparency play an important role in developing norms that preserve the integrity of the community. Reviewers will be specifically instructed to not penalize honesty concerning limitations.

3. Theory assumptions and proofs

Question: For each theoretical result, does the paper provide the full set of assumptions and a complete (and correct) proof?

Answer: [\[Yes\]](#)

Justification: We have provided the full set of assumptions and a complete (and correct) proof.

Guidelines:

- The answer NA means that the paper does not include theoretical results.
- All the theorems, formulas, and proofs in the paper should be numbered and cross-referenced.
- All assumptions should be clearly stated or referenced in the statement of any theorems.
- The proofs can either appear in the main paper or the supplemental material, but if they appear in the supplemental material, the authors are encouraged to provide a short proof sketch to provide intuition.
- Inversely, any informal proof provided in the core of the paper should be complemented by formal proofs provided in appendix or supplemental material.
- Theorems and Lemmas that the proof relies upon should be properly referenced.

4. Experimental result reproducibility

Question: Does the paper fully disclose all the information needed to reproduce the main experimental results of the paper to the extent that it affects the main claims and/or conclusions of the paper (regardless of whether the code and data are provided or not)?

Answer: [\[Yes\]](#)

Justification: We have included all details of our implementation both in main text and appendix.

Guidelines:

- The answer NA means that the paper does not include experiments.
- If the paper includes experiments, a No answer to this question will not be perceived well by the reviewers: Making the paper reproducible is important, regardless of whether the code and data are provided or not.
- If the contribution is a dataset and/or model, the authors should describe the steps taken to make their results reproducible or verifiable.
- Depending on the contribution, reproducibility can be accomplished in various ways. For example, if the contribution is a novel architecture, describing the architecture fully might suffice, or if the contribution is a specific model and empirical evaluation, it may be necessary to either make it possible for others to replicate the model with the same dataset, or provide access to the model. In general, releasing code and data is often one good way to accomplish this, but reproducibility can also be provided via detailed instructions for how to replicate the results, access to a hosted model (e.g., in the case of a large language model), releasing of a model checkpoint, or other means that are appropriate to the research performed.
- While NeurIPS does not require releasing code, the conference does require all submissions to provide some reasonable avenue for reproducibility, which may depend on the nature of the contribution. For example
 - (a) If the contribution is primarily a new algorithm, the paper should make it clear how to reproduce that algorithm.
 - (b) If the contribution is primarily a new model architecture, the paper should describe the architecture clearly and fully.
 - (c) If the contribution is a new model (e.g., a large language model), then there should either be a way to access this model for reproducing the results or a way to reproduce the model (e.g., with an open-source dataset or instructions for how to construct the dataset).
 - (d) We recognize that reproducibility may be tricky in some cases, in which case authors are welcome to describe the particular way they provide for reproducibility. In the case of closed-source models, it may be that access to the model is limited in some way (e.g., to registered users), but it should be possible for other researchers to have some path to reproducing or verifying the results.

5. Open access to data and code

Question: Does the paper provide open access to the data and code, with sufficient instructions to faithfully reproduce the main experimental results, as described in supplemental material?

Answer: [NA]

Justification: The data used in this paper are all public and we will release our code upon acceptance

Guidelines:

- The answer NA means that paper does not include experiments requiring code.
- Please see the NeurIPS code and data submission guidelines (<https://nips.cc/public/guides/CodeSubmissionPolicy>) for more details.
- While we encourage the release of code and data, we understand that this might not be possible, so “No” is an acceptable answer. Papers cannot be rejected simply for not including code, unless this is central to the contribution (e.g., for a new open-source benchmark).
- The instructions should contain the exact command and environment needed to run to reproduce the results. See the NeurIPS code and data submission guidelines (<https://nips.cc/public/guides/CodeSubmissionPolicy>) for more details.
- The authors should provide instructions on data access and preparation, including how to access the raw data, preprocessed data, intermediate data, and generated data, etc.
- The authors should provide scripts to reproduce all experimental results for the new proposed method and baselines. If only a subset of experiments are reproducible, they should state which ones are omitted from the script and why.
- At submission time, to preserve anonymity, the authors should release anonymized versions (if applicable).
- Providing as much information as possible in supplemental material (appended to the paper) is recommended, but including URLs to data and code is permitted.

6. Experimental setting/details

Question: Does the paper specify all the training and test details (e.g., data splits, hyperparameters, how they were chosen, type of optimizer, etc.) necessary to understand the results?

Answer: [Yes]

Justification: We have included details of our implementation in Sec. 5

Guidelines:

- The answer NA means that the paper does not include experiments.
- The experimental setting should be presented in the core of the paper to a level of detail that is necessary to appreciate the results and make sense of them.
- The full details can be provided either with the code, in appendix, or as supplemental material.

7. Experiment statistical significance

Question: Does the paper report error bars suitably and correctly defined or other appropriate information about the statistical significance of the experiments?

Answer: [Yes]

Justification: We cover the details in Sec. 5 about evaluation setups.

Guidelines:

- The answer NA means that the paper does not include experiments.
- The authors should answer "Yes" if the results are accompanied by error bars, confidence intervals, or statistical significance tests, at least for the experiments that support the main claims of the paper.
- The factors of variability that the error bars are capturing should be clearly stated (for example, train/test split, initialization, random drawing of some parameter, or overall run with given experimental conditions).

- The method for calculating the error bars should be explained (closed form formula, call to a library function, bootstrap, etc.)
- The assumptions made should be given (e.g., Normally distributed errors).
- It should be clear whether the error bar is the standard deviation or the standard error of the mean.
- It is OK to report 1-sigma error bars, but one should state it. The authors should preferably report a 2-sigma error bar than state that they have a 96% CI, if the hypothesis of Normality of errors is not verified.
- For asymmetric distributions, the authors should be careful not to show in tables or figures symmetric error bars that would yield results that are out of range (e.g. negative error rates).
- If error bars are reported in tables or plots, The authors should explain in the text how they were calculated and reference the corresponding figures or tables in the text.

8. Experiments compute resources

Question: For each experiment, does the paper provide sufficient information on the computer resources (type of compute workers, memory, time of execution) needed to reproduce the experiments?

Answer: [Yes]

Justification: We have provided details of our compute resources in the Sec. 5.

Guidelines:

- The answer NA means that the paper does not include experiments.
- The paper should indicate the type of compute workers CPU or GPU, internal cluster, or cloud provider, including relevant memory and storage.
- The paper should provide the amount of compute required for each of the individual experimental runs as well as estimate the total compute.
- The paper should disclose whether the full research project required more compute than the experiments reported in the paper (e.g., preliminary or failed experiments that didn't make it into the paper).

9. Code of ethics

Question: Does the research conducted in the paper conform, in every respect, with the NeurIPS Code of Ethics <https://neurips.cc/public/EthicsGuidelines>?

Answer: [Yes]

Justification: Yes, we follow all the code of ethics.

Guidelines:

- The answer NA means that the authors have not reviewed the NeurIPS Code of Ethics.
- If the authors answer No, they should explain the special circumstances that require a deviation from the Code of Ethics.
- The authors should make sure to preserve anonymity (e.g., if there is a special consideration due to laws or regulations in their jurisdiction).

10. Broader impacts

Question: Does the paper discuss both potential positive societal impacts and negative societal impacts of the work performed?

Answer: [Yes]

Justification: They are in Sec. 6

Guidelines:

- The answer NA means that there is no societal impact of the work performed.
- If the authors answer NA or No, they should explain why their work has no societal impact or why the paper does not address societal impact.
- Examples of negative societal impacts include potential malicious or unintended uses (e.g., disinformation, generating fake profiles, surveillance), fairness considerations (e.g., deployment of technologies that could make decisions that unfairly impact specific groups), privacy considerations, and security considerations.

- The conference expects that many papers will be foundational research and not tied to particular applications, let alone deployments. However, if there is a direct path to any negative applications, the authors should point it out. For example, it is legitimate to point out that an improvement in the quality of generative models could be used to generate deepfakes for disinformation. On the other hand, it is not needed to point out that a generic algorithm for optimizing neural networks could enable people to train models that generate Deepfakes faster.
- The authors should consider possible harms that could arise when the technology is being used as intended and functioning correctly, harms that could arise when the technology is being used as intended but gives incorrect results, and harms following from (intentional or unintentional) misuse of the technology.
- If there are negative societal impacts, the authors could also discuss possible mitigation strategies (e.g., gated release of models, providing defenses in addition to attacks, mechanisms for monitoring misuse, mechanisms to monitor how a system learns from feedback over time, improving the efficiency and accessibility of ML).

11. Safeguards

Question: Does the paper describe safeguards that have been put in place for responsible release of data or models that have a high risk for misuse (e.g., pretrained language models, image generators, or scraped datasets)?

Answer: [NA]

Justification: Our work has no such risks.

Guidelines:

- The answer NA means that the paper poses no such risks.
- Released models that have a high risk for misuse or dual-use should be released with necessary safeguards to allow for controlled use of the model, for example by requiring that users adhere to usage guidelines or restrictions to access the model or implementing safety filters.
- Datasets that have been scraped from the Internet could pose safety risks. The authors should describe how they avoided releasing unsafe images.
- We recognize that providing effective safeguards is challenging, and many papers do not require this, but we encourage authors to take this into account and make a best faith effort.

12. Licenses for existing assets

Question: Are the creators or original owners of assets (e.g., code, data, models), used in the paper, properly credited and are the license and terms of use explicitly mentioned and properly respected?

Answer: [Yes]

Justification: We have cited the original papers of the datasets.

Guidelines:

- The answer NA means that the paper does not use existing assets.
- The authors should cite the original paper that produced the code package or dataset.
- The authors should state which version of the asset is used and, if possible, include a URL.
- The name of the license (e.g., CC-BY 4.0) should be included for each asset.
- For scraped data from a particular source (e.g., website), the copyright and terms of service of that source should be provided.
- If assets are released, the license, copyright information, and terms of use in the package should be provided. For popular datasets, paperswithcode.com/datasets has curated licenses for some datasets. Their licensing guide can help determine the license of a dataset.
- For existing datasets that are re-packaged, both the original license and the license of the derived asset (if it has changed) should be provided.

- If this information is not available online, the authors are encouraged to reach out to the asset’s creators.

13. **New assets**

Question: Are new assets introduced in the paper well documented and is the documentation provided alongside the assets?

Answer: [NA]

Justification: We do not release new assets.

Guidelines:

- The answer NA means that the paper does not release new assets.
- Researchers should communicate the details of the dataset/code/model as part of their submissions via structured templates. This includes details about training, license, limitations, etc.
- The paper should discuss whether and how consent was obtained from people whose asset is used.
- At submission time, remember to anonymize your assets (if applicable). You can either create an anonymized URL or include an anonymized zip file.

14. **Crowdsourcing and research with human subjects**

Question: For crowdsourcing experiments and research with human subjects, does the paper include the full text of instructions given to participants and screenshots, if applicable, as well as details about compensation (if any)?

Answer: [NA]

Justification: Our paper does not involve crowdsourcing or research with human subjects.

Guidelines:

- The answer NA means that the paper does not involve crowdsourcing nor research with human subjects.
- Including this information in the supplemental material is fine, but if the main contribution of the paper involves human subjects, then as much detail as possible should be included in the main paper.
- According to the NeurIPS Code of Ethics, workers involved in data collection, curation, or other labor should be paid at least the minimum wage in the country of the data collector.

15. **Institutional review board (IRB) approvals or equivalent for research with human subjects**

Question: Does the paper describe potential risks incurred by study participants, whether such risks were disclosed to the subjects, and whether Institutional Review Board (IRB) approvals (or an equivalent approval/review based on the requirements of your country or institution) were obtained?

Answer: [NA]

Justification: Our paper does not involve crowdsourcing or research with human subjects.

Guidelines:

- The answer NA means that the paper does not involve crowdsourcing nor research with human subjects.
- Depending on the country in which research is conducted, IRB approval (or equivalent) may be required for any human subjects research. If you obtained IRB approval, you should clearly state this in the paper.
- We recognize that the procedures for this may vary significantly between institutions and locations, and we expect authors to adhere to the NeurIPS Code of Ethics and the guidelines for their institution.
- For initial submissions, do not include any information that would break anonymity (if applicable), such as the institution conducting the review.

16. **Declaration of LLM usage**

Question: Does the paper describe the usage of LLMs if it is an important, original, or non-standard component of the core methods in this research? Note that if the LLM is used only for writing, editing, or formatting purposes and does not impact the core methodology, scientific rigorousness, or originality of the research, declaration is not required.

Answer: [NA]

Justification: We do not use LLM for help.

Guidelines:

- The answer NA means that the core method development in this research does not involve LLMs as any important, original, or non-standard components.
- Please refer to our LLM policy (<https://neurips.cc/Conferences/2025/LLM>) for what should or should not be described.