

MFH: A Multi-faceted Heuristic Algorithm Selection Approach for Software Verification

JIE SU, Guangzhou Institute of Technology, Xidian University, China

LIANSI DENG, Guangzhou Institute of Technology, Xidian University, China

CHENG WEN, Guangzhou Institute of Technology, Xidian University, China

RONG WANG, ICTT and ISN Laboratory, Xidian University, China

ZHI MA, ICTT and ISN Laboratory, Xidian University, China

NAN ZHANG, ICTT and ISN Laboratory, Xidian University, China

CONG TIAN*, ICTT and ISN Laboratory, Xidian University, China

ZHENHUA DUAN, ICTT and ISN Laboratory, Xidian University, China

SHENGCHAO QIN, ICTT and ISN Laboratory, Xidian University, China

Currently, many verification algorithms are available to improve the reliability of software systems. Selecting the appropriate verification algorithm typically demands domain expertise and non-trivial manpower. An automated algorithm selector is thus desired. However, existing selectors, either depend on machine-learned strategies or manually designed heuristics, encounter issues such as reliance on high-quality samples with algorithm labels and limited scalability. In this paper, an automated algorithm selection approach, namely MFH, is proposed for software verification. Our approach leverages the heuristics that verifiers producing correct results typically implement certain appropriate algorithms, and the supported algorithms by these verifiers indirectly reflect which ones are potentially applicable. Specifically, MFH embeds the code property graph (CPG) of a semantic-preserving transformed program to enhance the robustness of the prediction model. Furthermore, our approach decomposes the selection task into the sub-tasks of predicting potentially applicable algorithms and matching the most appropriate verifiers. Additionally, MFH also introduces a feedback loop on incorrect predictions to improve model prediction accuracy. We evaluate MFH on 20 verifiers and over 15,000 verification tasks. Experimental results demonstrate the effectiveness of MFH, achieving a prediction accuracy of 91.47% even without ground truth algorithm labels provided during the training phase. Moreover, the prediction accuracy decreases only by 0.84% when introducing 10 new verifiers, indicating the strong scalability of the proposed approach.

CCS Concepts: • **Software and its engineering** → **Formal software verification**; • **Computing methodologies** → **Neural networks**.

*The corresponding author.

Authors' Contact Information: [Jie Su](mailto:sujie01@xidian.edu.cn), sujie01@xidian.edu.cn, Guangzhou Institute of Technology, Xidian University, Huangpu District, Guangzhou, China; [Liansai Deng](mailto:liansai.deng@stu.xidian.edu.cn), Guangzhou Institute of Technology, Xidian University, Huangpu District, Guangzhou, China, 23031212358@stu.xidian.edu.cn; [Cheng Wen](mailto:wencheng@xidian.edu.cn), Guangzhou Institute of Technology, Xidian University, Huangpu District, Guangzhou, China, wencheng@xidian.edu.cn; [Rong Wang](mailto:rwang_bily@stu.xidian.edu.cn), ICTT and ISN Laboratory, Xidian University, Xi'an, Shaanxi, China, rwang_bily@stu.xidian.edu.cn; [Zhi Ma](mailto:mazhi@xidian.edu.cn), ICTT and ISN Laboratory, Xidian University, Xi'an, Shaanxi, China, mazhi@xidian.edu.cn; [Nan Zhang](mailto:nanzhang@xidian.edu.cn), ICTT and ISN Laboratory, Xidian University, Xi'an, Shaanxi, China, nanzhang@xidian.edu.cn; [Cong Tian](mailto:ctian@mail.xidian.edu.cn), ICTT and ISN Laboratory, Xidian University, Xi'an, Shaanxi, China, ctian@mail.xidian.edu.cn; [Zhenhua Duan](mailto:zhhduan@mail.xidian.edu.cn), ICTT and ISN Laboratory, Xidian University, Xi'an, Shaanxi, China, zhhduan@mail.xidian.edu.cn; [Shengchao Qin](mailto:shengchao.qin@gmail.com), ICTT and ISN Laboratory, Xidian University, Xi'an, Shaanxi, China, shengchao.qin@gmail.com.

Permission to make digital or hard copies of all or part of this work for personal or classroom use is granted without fee provided that copies are not made or distributed for profit or commercial advantage and that copies bear this notice and the full citation on the first page. Copyrights for components of this work owned by others than the author(s) must be honored. Abstracting with credit is permitted. To copy otherwise, or republish, to post on servers or to redistribute to lists, requires prior specific permission and/or a fee. Request permissions from permissions@acm.org.

Conference acronym 'XX, Woodstock, NY

© 2025 Copyright held by the owner/author(s). Publication rights licensed to ACM.

ACM ISBN 978-1-4503-XXXX-X/2025/06

<https://doi.org/XXXXXXXX.XXXXXXX>

Additional Key Words and Phrases: Algorithm Selection, Software Verification, Graph Neural Networks, Machine Learning, Heuristics, Feedback Adjustment.

ACM Reference Format:

Jie Su, Liansai Deng, Cheng Wen, Rong Wang, Zhi Ma, Nan Zhang, Cong Tian, Zhenhua Duan, and Shengchao Qin. 2025. MFH: A Multi-faceted Heuristic Algorithm Selection Approach for Software Verification. In *Proceedings of Make sure to enter the correct conference title from your rights confirmation email (Conference acronym 'XX)*. ACM, New York, NY, USA, 22 pages. <https://doi.org/XXXXXXX.XXXXXXX>

1 Introduction

Today, many verification techniques [Beyer 2024] with varying performance capabilities have emerged to ensure important properties of software. This diversity, however, poses a challenge for software developers in algorithm selection [Rice 1976]: Which technique is most suitable for the program verification task at hand? Answering this question usually requires domain expertise. Furthermore, in the industry with immense demand for software verification [Blanchard et al. 2015; Dordowsky 2015; Efremov et al. 2018], manually selecting plausible algorithms remains the primary approach, requiring non-trivial manpower.

In order to reduce human effort, some automated algorithm selection techniques based on designed heuristics have been introduced [Baier et al. 2024; Darke et al. 2021]. These approaches select the most suitable verification algorithm from a pre-defined set of algorithms by taking into account the information such as the syntax, semantics, and properties of the verification inputs. VeriAbs [Darke et al. 2021] classifies programs into only four types based on the code structure and interval analysis results and employs corresponding algorithms, such as k -Induction [Donaldson et al. 2011], for verification. Several studies, e.g. CPAChecker [Baier et al. 2024] and PIChecker [Su et al. 2023], have further refined program categories and designed composite strategies for them. These strategies, which sequentially combine multiple verification algorithms, have proven to be more effective than each algorithm alone. However, the above heuristic approaches heavily rely on expert experience and typically select verification algorithms according to a certain program feature, making it difficult to ensure selection accuracy.

In contrast, machine learning-based selection approaches [Leeson and Dwyer 2024; Richter et al. 2020; Richter and Wehrheim 2021] train mapping functions from program features to verification algorithms on a large number of samples, typically showing high selection accuracy. CST [Richter and Wehrheim 2021] uses the *abstract syntax tree* (AST) to represent programs and leverages attention mechanisms [Vaswani et al. 2017] to learn which parts of the AST are relevant to algorithm performance. The two graph-based approaches, WLJ [Richter et al. 2020] and Graves [Leeson and Dwyer 2024], further enrich program representations by incorporating control flow and data dependencies utilized by verification algorithms during the analysis process, thereby making the performance differences between algorithms more apparent. However, most of these methods require high-quality labeled datasets with algorithm tags during training, which are usually hard to collect. In addition, the prediction accuracy of these approaches decreases significantly with minor program modifications or the introduction of new verifiers, revealing their weaknesses in robustness and scalability.

In this paper, an automated algorithm selection approach namely MFH is proposed for software verification. Our approach leverages the heuristics that verifiers producing correct verification results typically implement certain appropriate algorithms, and the supported algorithms by these verifiers indirectly reflect which ones are potentially applicable for current verification tasks. Thereby, MFH does not require the algorithm-labeled datasets during the training phase. Specifically, MFH utilizes state-of-the-art *graph neural network* (GNN) [Scarselli et al. 2009] to embed the *code property graph* (CPG) of the semantic-preserving transformed verification program, effectively

improving the robustness of the prediction model. Further, our approach decomposes the selection task into the sub-tasks of predicting potentially applicable algorithms and matching the most appropriate verifiers. The verifiers that implement the potentially applicable algorithms may also succeed in the same verification tasks. This stepwise prediction method allows for only retraining the matching model when introducing new verifiers, thereby increasing the scalability of MFH. Additionally, MFH also introduces a feedback loop on incorrect predictions, reducing the manual effort required to adjust verification algorithms while improving the final prediction accuracy.

Experiments have been carried out on the benchmarks of SV-COMP [Beyer 2024]. We evaluate MFH on 20 verifiers and over 15,000 verification tasks. Experimental results demonstrate the effectiveness of MFH, achieving a prediction accuracy of 91.47%. Moreover, the prediction accuracy decreases only by 0.84% when introducing 10 new verifiers, indicating the strong scalability of the proposed approach.

In summary, the contributions of this paper are the following:

- 1) *Novelty*. We present an effective, robust, and scalable approach for automatically selecting the most suitable verification algorithm by leveraging a multi-faceted heuristic between verifiers and algorithms.
- 2) *Practical Approach*. We address the challenges of algorithm selection by incorporating graph neural network embeddings, multi-model stepwise predictions, and feedback adjustment mechanisms.
- 3) *Open Source*. We have developed and implemented our approach as a tool named MFH. We have made the implementation, along with all relevant publicly available data, accessible to facilitate comparison: <https://figshare.com/s/4f34e1f6adaf98d9be53>.
- 4) *Evaluation*. We conducted an extensive comparison against multiple SOTA algorithm selection approaches (e.g., Graves and CST) across a diverse set of verification tasks to demonstrate the effectiveness, robustness, and scalability of our approach.

Table 1. Techniques and Algorithms Implemented by Several Verifiers for the 2024 SV-Comp

Verifier	CEGAR	Predicate Abstraction	Symbolic Execution	Bounded Model Checking	k-Induction	Property-Directed Reach	Explicit-Value Analysis	Numeric. Interval Analysis	Shape Analysis	Separation Logic	Bit-Precise Analysis	ARG-Based Analysis	Lazy Abstraction	Interpolation	Automata-Based Analysis	Concurrency Support	Ranking Functions	Evolutionary Algorithms	Algorithm Selection	Portfolio
ZLS																				
Bubaak-split			✓		✓						✓				✓				✓	✓
Bubaak			✓								✓									✓
CBMC			✓	✓							✓									✓
CPAchecker	✓	✓	✓	✓	✓	✓	✓	✓	✓		✓	✓	✓	✓	✓	✓	✓		✓	✓
ESBMC-kind				✓	✓		✓	✓			✓				✓	✓	✓			✓
UAutomizer	✓	✓									✓				✓	✓	✓			✓
UKojak	✓	✓									✓		✓	✓						✓
UTaipan	✓	✓					✓	✓			✓		✓	✓	✓	✓				✓
VeriAbs	✓			✓	✓		✓	✓			✓			✓						✓
VeriAbsL	✓			✓	✓		✓	✓										✓		✓
Goblint							✓	✓								✓				✓
Graves-CPA	✓	✓		✓	✓		✓	✓	✓		✓	✓	✓	✓		✓	✓			✓
Mopsa							✓	✓								✓				✓
Symbiotic			✓		✓		✓	✓	✓		✓					✓				✓
Theta	✓	✓					✓				✓	✓	✓	✓						✓
PeSCo-CPA	✓	✓		✓	✓		✓	✓			✓	✓	✓	✓		✓	✓			✓
Pinaka			✓								✓			✓						✓
PredatorHP									✓											
PROTON				✓																

2 Background

In this section, we briefly introduce the background information underlying our method.

2.1 Problem Statement

As depicted in Tab. 1, existing verifiers can support multiple verification techniques and algorithms, while algorithms based on different theories may be applicable to verify the same program. The goal of algorithm selection is to choose the optimal one from the existing verifiers (*i.e.*, achieving correct verification results while minimizing runtime and memory overheads), which requires an in-depth knowledge of these algorithms. The problem of algorithm selection is defined as follows:

Definition 2.1. (Algorithm Selection[Leeson and Dwyer 2024]): Given a program $P \in \mathcal{P}$, a correctness specification $\phi \in \Phi$, and a suite of verifiers \mathcal{V} which can accept P and ϕ , rank \mathcal{V} according to both their ability to correctly determine the truth of $P \models \phi$ and their efficiency in terms of resource consumption, with the former being prioritized over the latter.

Definition 2.1 requires that both the program P and specification ϕ can be accepted by any verifier $v \in \mathcal{V}$. For simplicity, we assume the specification to verify, typically assertion-based[Clarke and Rosenblum 2006], is encoded inside the program. Each verifier maps the program P and the specification ϕ to a verification outcome $\{T, F, U\}$ (T = program is correct, F = program contains error, U = unknown), with verifiers outputting U only in case of violating resource constraints, such as timeout or memory exhaustion.

```

1 // loop-acceleration/functions_1-1.c
2
3 unsigned int f(unsigned int z) {
4     return z + 2;
5 }
6
7 int main(void) {
8     unsigned int x = 0;
9
10    while (x < 0x0fffffff) {
11        x = f(x);
12    }
13
14    __VERIFIER_assert(!(x % 2)); // no violation!
15 }

```

Fig. 1. functions_1-1.c

2.2 Graph-based code representation

For the majority of algorithm selectors, whether based on machine learning or manually designed heuristics, program features serve as the determining factors in selecting an appropriate verification algorithm. These features are usually derived from the program's graph-based representations such as *abstract syntax tree* (AST), *control flow graph* (CFG), *program dependency graph* (PDG), and *code property graph* (CPG)[Yamaguchi et al. 2014]. In this paper, we focus on the CPG that provides comprehensive program information.

Definition 2.2. (Code Property Graph): For a given program P , the *code property graph* $\mathbb{G}_P = (\mathbb{V}, \mathbb{E}, \lambda, \mu)$ is a directed, edge-labeled, attributed multigraph that is constructed from the AST, CFG and PDG of P , where \mathbb{V} is a set of AST nodes, $\mathbb{E} \subseteq (\mathbb{V} \times \mathbb{V})$ is a set of directed edges of the three graphs. $\lambda : \mathbb{E} \rightarrow \Sigma$ is an edge labeling function assigning a label from the alphabet Σ to each edge. Properties can be assigned to edges and nodes by the function $\mu : (\mathbb{V} \cup \mathbb{E}) \rightarrow 2^S$ where S is the set of property values.

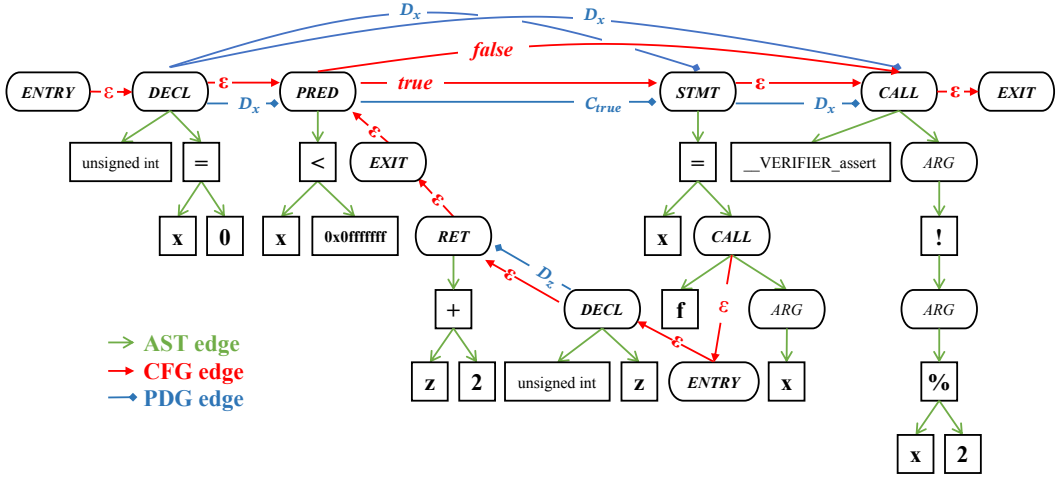


Fig. 2. The CPG of functions_1-1.c

Within a CPG, all nodes in the CFG and PDG can be represented by nodes in the AST, while the edges from the three graphs collectively form the connections in the CPG. For example, Fig. 1 illustrates a C program taken from the SV-COMP'24[Beyer 2024], and its CPG is shown in Fig. 2. The node "DECL" has a code property with value $DECL$, and the edge between "DECL" and "STMT" carries a data dependency relationship of the variable x with a property value denoted by D_x .

Intuitively, CPGs offer a more comprehensive set of program features compared to ASTs, CFGs, and PDGs, making them well-suited for code representation. For example, Liu et al.[Liu et al. 2023] employs a CPG-based neural network to learn representations of CPGs through iterative information propagation, and the experiments demonstrate strong performance in code clone detection and code classification tasks.

2.3 Machine Learning

Machine learning (ML) is a subfield of artificial intelligence (AI) that focuses on the development of algorithms and statistical models that computers use to perform tasks without being explicitly programmed. Essentially, these algorithms and models enable computers to learn from and make decisions or predictions based on large corpora of data.

Artificial neural networks (ANNs)[Chung and Abbott 2021; McCulloch and Pitts 1943], as a fundamental concept in machine learning, are a specific type of learning model inspired by the biological neural networks in the human brain. These networks consist of interconnected layers of neurons, where each neuron processes input signals through weighted connections and biases, and generates output through activation functions. ANNs are capable of learning intricate patterns and relationships from data, providing broad applicability across various scenarios such as image and speech recognition[Patil and Rane 2021; Weng et al. 2023], and natural language processing[Fanni et al. 2023; Wu et al. 2023]. According to the network architecture design, the types of problems being addressed, and the data involved, the mainstream neural networks include convolutional neural networks (CNNs), recurrent neural networks (RNNs), GNNs, and Transformers. In this paper, we focus specifically on GNNs.

Graph neural networks[Scarselli et al. 2009] can effectively handle the data with relationships and dependencies that need to be represented in graphs. In addition to capturing node features within a graph, GNNs utilize a mechanism called "message passing" to aggregate the features of each node

with those from its neighbors. This iterative refinement allows effective modeling of dependencies between nodes. Gated graph neural networks (GGNNs)[Beck et al. 2018], graph convolutional neural networks (GCNN)[Zhang et al. 2019], and graph attention networks (GATs)[Veličković et al. 2017] are all graph neural networks that integrate different techniques. For example, GATs leverage masked self-attention layers to address the shortcomings of distinguishing node importance in traditional GNNs, enabling the model to learn to focus more on relevant nodes while diminishing attention on distant ones. Due to their exceptional performance, GNNs have been widely applied across various domains including text classification, vulnerability detection, and recommendation systems[Chen et al. 2024; Ma et al. 2021; Nguyen et al. 2022].

3 Motivation

Consider the program P shown in Fig. 1. This program repeatedly calls the function f within a while loop, incrementing x by 2 each time, until $x \geq 0\text{xfffff}$. Upon exiting the loop, it checks whether x is even. It is evident that this program does not violate the assertion.

Since this program contains a loop structure, the *bounded model checking* (BMC)[Clarke et al. 2001] and *k-Induction* (KI)[Donaldson et al. 2011] are two highly applicable verification techniques considered at the first glance. However, due to the large loop iterations in this program, verifiers that employ the two techniques, such as CPAchecker[Baier et al. 2024], ESBMC[Menezes et al. 2024], Graves[Richter et al. 2020], and PeSCo[Richter and Wehrheim 2019], experience verification timeouts. 2LS[Malik et al. 2023] and CBMC[Kroening and Tautschnig 2014] fail even before starting the verification process due to insufficient memory for loop unwinding. In contrast, verifiers that support the *abstract interpretation* (AI) technique, such as AISE[Wang and Chen 2024], Mopsa[Monat et al. 2023], UTAipan[Dietsch et al. 2023], and VeriAbs[Darke et al. 2021], abstract the program behaviors by generating loop invariants or trace automaton, thereby avoiding excessive unwinding of loops. These abstract interpretation-based verifiers can complete the verification within 20s and 400MB, with AISE achieving this in just 0.16s and using only 16MB.

From the example above, we can observe that: Verifiers such as AISE and VeriAbs, which successfully accomplish verification tasks, generally support certain appropriate techniques such as abstract interpretation, with resource overheads from using these techniques being relatively close. Intuitively, the verifiers that implement the potentially applicable techniques or algorithms may also pass the same verification tasks. In contrast, the verifiers that support similar but unsuitable techniques or algorithms may not be able to pass the same tasks. To sum up, we have the following heuristic:

Heuristic: Verifiers producing correct results typically implement certain appropriate techniques or algorithms, and the supported techniques by these verifiers indirectly reflect which ones are potentially applicable.

This heuristic has two instructive significances: 1) In the absence of an algorithm-labeled training dataset, verification algorithms can be jointly annotated based on the supported algorithms of multiple verifiers. 2) Verifiers supporting similar algorithms are also valuable to be selected, especially in scenarios where selecting other verifiers based on the given one is needed.

4 Approach

Based on the above heuristic, this section will introduce an automated algorithm selector namely MFH. After giving a general overview, the three main steps of MFH will be presented.

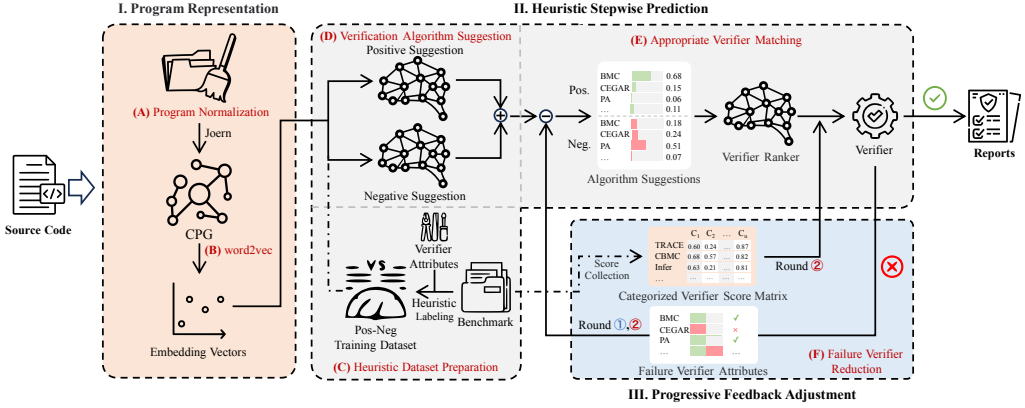


Fig. 3. Overview of MFH

4.1 Overview

Fig. 3 shows an overview of MFH. The workflow comprises three main steps: **1 Program Representation** (Sect. 4.2). The input program is normalized through a semantic-preserving transformation, after which MFH converts the transformed program into code property graphs and utilizes word embedding based on GNN to initialize node and edge embedding vectors. This step aims to reduce the differences between programs with similar structures, and provides rich syntax, semantic, and structural information for subsequent steps. **2 Heuristic Stepwise Prediction** (Sect. 4.3). Building upon the heuristics introduced in Sect. 3, MFH uses the attribute information of multiple verifiers to heuristically label the dataset consisting solely of verification inputs and outcomes. Subsequently, two models trained on the heuristic dataset provide positive and negative suggestions for selecting verification algorithms respectively. Thereafter, MFH matches the verifier whose attributes are closest to the suggested algorithm combinations, and the selected verifier will be applied to the verification task. **3 Progressive Feedback Adjustment** (Sect. 4.4). In cases of verification failure or other scenarios requiring reselection of the verifier, MFH conducts two rounds of progressive feedback adjustments for the new verifier based on the matched results from the previous steps. Specifically, in the round ①, MFH only subtracts the attributes of the failed verifier proportionally from the suggested algorithm combinations predicted in step 2 to mitigate their impact on the prediction, and then re-matches the new verifier. In the round ②, in addition to reducing the impact of failed verifiers and matching multiple appropriate verifiers, MFH also selects the highest-scoring unselected verifier based on the performance of these matched verifiers on the dataset. We will explain the methodology of each step in detail.

4.2 Program Representation

For the input program to be verified, the goal of this step is to generate vector representations that encompass rich features while minimizing its impact on the robustness of prediction models.

Algorithm 1 illustrates the details of achieving this goal. Firstly, as depicted in Fig. 3 (A), MFH normalizes the given program P by applying a semantic preserving transformation. This transformation uniquely maps each variable and function name in P to a fixed vocabulary without modifying its structure or introducing new semantics. This program normalization helps reduce noisy data caused by personalized naming and minimizes differences between similarly structured programs, thereby enhancing the robustness of prediction models to minor changes in program

Algorithm 1: Program Representation**Input:** The program $P \in \mathcal{P}$ to be represented.**Output:** The set \mathbb{X} of initial node embedding vectors of P .

```

1 begin
2    $P' \leftarrow \text{Normalize}(P)$  // program normalization
3    $\mathbb{G}_{P'}(\mathbb{V}, \mathbb{E}, \lambda, \mu) \leftarrow \text{Joern}(P')$  // construct the CPG for  $P'$ 
4    $\mathbb{X} \leftarrow \emptyset$ 
5   for  $v \in \mathbb{V}$  do
6      $\mathbb{E}_v \leftarrow \{e | v \in e, e \in \mathbb{E}\}$  // obtain the related edges of  $v$ 
7      $l_{in}^v \leftarrow \max(\{\text{word2vec}(\lambda(e)) | e \in \mathbb{E}_v, v = \text{dst}(e)\})$ 
8      $l_{out}^v \leftarrow \max(\{\text{word2vec}(\lambda(e)) | e \in \mathbb{E}_v, v = \text{src}(e)\})$ 
9      $l_v \leftarrow l_{out}^v + l_{in}^v$  // edge embedding
10     $p_v \leftarrow \text{type}(v) \parallel \text{word2vec}(\mu(v))$  // property embedding
11     $x_v = l_v \parallel p_v$  // node embedding
12     $\mathbb{X} \leftarrow \mathbb{X} \cup \{x_v\}$ 
13  return  $\mathbb{X}$ 

```

contents. Then, MFH utilizes Joern to construct the code property graph $\mathbb{G}_{P'} = (\mathbb{V}, \mathbb{E}, \lambda, \mu)$ of the semantic-preserving transformed program P' . Thereafter, the set $\mathcal{X}_P \in \mathbb{X}$ of initial embedding vectors for the nodes $n \in \mathbb{V}$ will be computed, where $\mathbb{X} = \{\mathcal{X}_P | P \in \mathcal{P}\}$ represents the initial embedding vector set of all programs $P \in \mathcal{P}$. Specifically, the loop begins by retrieving the incoming and outgoing edges of n (line 6). Subsequently, the algorithm aggregates the larger components of the label embedding vectors of incoming and outgoing edges to obtain the edge embedding \mathbf{l}_n (lines 7-9). Here, $\text{src}(\cdot)$ and $\text{dst}(\cdot)$ are functions to obtain the source and destination nodes, and $\text{word2vec}(\cdot)$ is a pre-trained model utilized to embed the word vector for the sentence element in $\mathbb{G}_{P'}$. After that, the property embedding p_n is obtained by concatenating the node type with the embedding vector of node property $\mu(n)$ (line 10). Finally, the initial node embedding vector of n can be obtained by concatenating the two parts (line 11).

Different from encoding edge types into initial node vectors [Zhang et al. 2023], our method enhances the representation of nodes within the CPG by incorporating additional label information from neighboring edges for each node, thereby increasing the distinctiveness among different nodes.

4.3 Heuristic Stepwise Prediction

This step includes two critical sub-steps: 1). predicting positive and negative algorithm suggestions for software verification (Fig. 3 (D)), and 2). matching these suggestions with the most appropriate verifier (Fig. 3 (E)). Before performing these two sub-steps, it is essential to prepare training datasets for the first sub-step using the introduced heuristic (Fig. 3 (C)).

4.3.1 Heuristic Dataset Preparation. Algorithm-labeled high-quality datasets can significantly improve the accuracy of a prediction model. However, manually collecting such datasets is generally a challenge due to the implicit verifier invocation parameters and their complex outputs. The heuristic introduced in Section 3 provides insights into establishing implicit connections between verification outcomes and potentially applicable algorithms, which can be used for algorithm labeling in datasets. Specifically, for a given verification task, the suggestion weights (*i.e.*, the annotated labels) of algorithms for verifying this task can be calculated proportionally using the verification scores according to the algorithms supported by multiple verifiers.

Formally, we define the labeling function $L : \mathcal{P} \rightarrow \mathcal{A}$. Here, \mathcal{P} represents a set of programs, $\mathcal{A} \in \mathbb{R}^m$ denotes the annotated set of m -dim suggestion weight of algorithms in real number, and m is the total number of algorithms supported by the verifiers in \mathcal{V} . Note that, each verifier $v \in \mathcal{V}$ supports a fixed set of algorithms, and the algorithm implementation matrix $\mathbf{M} \subseteq \mathbb{R}^{n \times m}$ of $n = |\mathcal{V}|$ verifiers can be directly obtained from their documentation. For simplicity, we construct \mathbf{M} using the Tab. 1 collected in [Beyer 2024]. The suggestion weights of algorithms for a program P can be calculated as:

$$L(P) = \mathbf{M}^T \mathbf{s}_P \quad (1)$$

Here, $\mathbf{s}_P \subseteq \mathbb{R}^n$ represents the scores of n verifiers $v_i \in \mathcal{V} (1 \leq i \leq n)$ for P , each score $s_p^i \in \mathbf{s}_P (1 \leq i \leq n)$ is further calculated based on the verification outcome $r_o^i \in \{TP : 2, FP : -2, TN : 2, FN : -1, U : 0\}^1$, the time consumption r_t^i , and the memory usage r_m^i :

$$s_p^i = r_o^i - \frac{r_t^i}{T_{limit}} - \frac{r_m^i}{M_{limit}} \quad (2)$$

, where T_{limit} and M_{limit} represent the upper limits of verification resources.

Intuitively, Eq. (2) balances the verification accuracy with the performance of the verifier. The term r_o^i increases the penalty for the verifiers that fail to detect specification violation (*i.e.*, false positive). Moreover, the sign of s_p^i indicates the positive or negative impact of each verifier on the suggestion weights of the algorithm. Eq. (1) provides algorithm suggestions for verifying program P by synthesizing the performance from different verifiers.

For avoiding cancellation of positive and negative influences that might hinder a model from learning effective algorithm suggestion patterns, we construct separately labeled datasets $\mathbb{D}^+, \mathbb{D}^- \subseteq \mathcal{P} \times \Phi \times \mathcal{A}$ with positive and negative annotations $L^+(P) = \mathbf{M}^T \mathbf{s}_P^+$ and $L^-(P) = \mathbf{M}^T \mathbf{s}_P^-$ for each program $P \in \mathcal{P}$, where Φ denotes a set of correctness specifications, \mathbf{s}_P^+ and \mathbf{s}_P^- mask the influences of verifiers with negative and positive scores in \mathbf{s}_P by setting $s_p^i (1 \leq i \leq n)$ to 0, respectively.

4.3.2 Verification Algorithms Suggestion. In this sub-step, MFH utilizes the heuristically labeled datasets, \mathbb{D}^+ and \mathbb{D}^- , with the initial embedding vector set \mathbb{X} of all programs $P \in \mathcal{P}$ to train the positive and negative suggestion models, $\mathcal{S}^+, \mathcal{S}^- : \mathbb{X} \rightarrow \mathcal{A}$. Since both models are trained in the same manner, we only showcase the training approach of one of the models.

Firstly, for a program $P \in \mathcal{P}$, MFH employs a GNN comprising a GraphSAGE[Hamilton et al. 2017] layer and a global max pooling layer to extract graph features from \mathbb{G}_P . In the GraphSAGE layer, the embedding vectors $\mathbf{x}_i \in \mathcal{X}_P (1 \leq i \leq |\mathcal{X}_P|)$ of each node in \mathbb{G}_P can be updated by using:

$$\mathbf{x}'_i = \mathbf{W}_1 \mathbf{x}_i + \mathbf{W}_2 \max_{j \in \mathcal{N}(i)} \mathbf{x}_j \quad (3)$$

, where \mathbf{W}_1 and \mathbf{W}_2 are weight matrices to be learned, $\mathcal{N}(i)$ denotes the number of neighbors of node \mathbf{x}_i . Intuitively, this layer aggregates information from the neighboring nodes \mathbf{x}_j of the current node \mathbf{x}_i by using the *max* aggregation function, and combines the results with the information of node \mathbf{x}_i itself to update its feature representation \mathbf{x}'_i . Compared to the methods based on transductive learning frameworks like DeepWalk[Perozzi et al. 2014], GraphSAGE, based on inductive learning, can learn from unseen nodes, making it effective in extracting implicit information from complex programs. In addition, this optimization adapts full graph sampling in *graph convolutional network* (GCNs)[Zhang et al. 2019] to neighbor sampling centered on individual nodes, enabling distributed training of large-scale graphs.

¹*TP* stands for true positive, *FP* stands for false positive, *TN* represents true negative, *FN* denotes false negative, and *U* represents unknown.

In the global max pooling layer, the feature vectors of all nodes in the original \mathbb{G}_P and the updated by GraphSAGE layer are aggregated into a graph feature vector \mathbf{x}_P , and \mathbf{x}_P is expressed as:

$$\mathbf{x}_P = \max_{i=1}^{|\mathcal{X}_P|} \mathbf{x}_i \parallel \max_{i=1}^{|\mathcal{X}'_P|} \mathbf{x}'_i \quad (4)$$

This layer is designed to obtain a fixed-size graph feature representation of \mathbb{G}_P for performing the prediction task of algorithm suggestion. The operator \parallel concatenates the original features of graph \mathbb{G}_P with the aggregated features, allowing the subsequent prediction network to effectively capture algorithm suggestion relationships from both global and local program features.

Thereafter, MFH uses a neural network with two convolution layers and two max pooling layers to perform the prediction task of algorithm suggestion. This network produces a score vector $\mathbf{a}_P \in \mathbb{R}^m$ for the considered m types of algorithm. We combine a Sigmoid layer and the BCELoss (i.e., BCEWithLogitsLoss) as the prediction loss function, so the loss function \mathcal{L}_Y of label $\mathbf{y} = L(P)$ is expressed as:

$$\mathcal{L}_Y = \text{BCEWithLogitsLoss}(\mathbf{y}, \mathbf{a}_P^\alpha) \quad (5)$$

, where \mathbf{a}_P^α represents the part of \mathbf{a}_P where the ratio of sorted cumulative value surpasses the threshold α (i.e., the other parts will be set to 0). The threshold α controls the algorithm suggestion model to prioritize important algorithms and ignore less relevant ones. In this paper, we set $\alpha = 0.8$.

After the training phase, the positive and negative suggestions of algorithms can be utilized to rank the n verifiers $v \in \mathcal{V}$, in terms of correctness followed by resource overheads.

4.3.3 Appropriate Verifier Matching. In this sub-step, MFH uses the algorithm suggestions \mathbf{a}_P^+ and \mathbf{a}_P^- predicted by the positive and negative suggestion models \mathcal{S}^+ and \mathcal{S}^- to train the ranking model, $\mathcal{R} : \mathcal{A}' \rightarrow \mathbb{R}^{|\mathcal{V}|}$, where $\mathcal{A}' \in \mathbb{R}^{2m}$.

Specifically, MFH utilizes a simple three-layer fully connected neural network that employs the concatenated suggestions $\mathbf{a}_P^+ \parallel \mathbf{a}_P^-$ as the input data and the scores \mathbf{s}_P from n verifiers for P as the label to train the ranker of the verifiers. The model \mathcal{R} outputs the ranking vector $\mathbf{r}_P \in \mathbb{R}^{|\mathcal{V}|}$ of these verifiers. We use the *negative log-likelihood loss* (NLLLoss) combined with the *log softmax* (LogSoftmax) function as the loss function, hence the loss function \mathcal{L}_{s_P} of label \mathbf{s}_P is expressed as:

$$\mathcal{L}_{s_P} = \text{NLLLoss}(\text{LogSoftmax}(\mathbf{r}_P), \mathbf{s}_P) \quad (6)$$

After training, the verifier corresponding to the maximum value in the ranking vector \mathbf{r}_P will be prioritized for selection.

Intuitively, when new verifiers, without new algorithms introduced, become available, our approach can simply retrain the lightweight ranking model \mathcal{R} , allowing MFH to be more easily scalable.

4.4 Progressive Feedback Adjustment

In cases of verification failure or other scenarios requiring reselection of the verifier, MFH provides a mechanism to progressively adjust the choice of new verifiers based on the attributes of previously failed verifiers and the overall performance of each verifier $v \in \mathcal{V}$ in the benchmark.

As depicted in Fig. 3 (F), this step involves two progressive rounds of failure verifier reduction. Each round adjusts the impact of failed verifier $v_i \in \mathcal{V} (1 \leq i \leq |\mathcal{V}|)$ on the suggestion vectors $\mathbf{a}_P^+, \mathbf{a}_P^-$ generated in Sect. 4.3.2 by employing the reduction function $\mathcal{F} : (\mathcal{A} \times \mathcal{A}) \times \mathcal{V} \rightarrow (\mathcal{A} \times \mathcal{A})$:

$$\mathcal{F}(\mathbf{a}_P^+, \mathbf{a}_P^-, v_i) : \begin{cases} \mathbf{a}_P^+ -= \beta \cdot \mathbf{M}_i^T \\ \mathbf{a}_P^- += \beta \cdot \mathbf{M}_i^T \end{cases} \quad (7)$$

, where $\mathbf{M}_i^T \in \mathbb{R}^m$ represents the vector of algorithms supported by v_i , and β denotes the coefficient that determines the strength of impact adjustment, β denotes the adjustment coefficient. In this paper, we set $\beta = 0.1$.

Intuitively, this function proportionally decreases and increases the influence of the algorithms supported by the failed verifier v_i on the algorithm suggestions \mathbf{a}_p^+ , \mathbf{a}_p^- , thereby making the ranking model \mathcal{R} more inclined to recommend other verifiers that support algorithms more suitable for the task.

Moreover, the performance of verifiers varies across different types of verification tasks. Therefore, for a program P and a specification $\phi_j \in \Phi$ ($\mathcal{P} = \bigcup \mathcal{P}_j$, $1 \leq j \leq |\Phi|$), in addition to use function \mathcal{F} to adjust the impact of failed verifier, round ② will further select the verifier with the best performance in categorized verifier score matrix $\mathbf{C} \in \mathbb{R}^{|\mathcal{V}| \times |\Phi|}$. Here, $|\Phi|$ represents the number of categories of verification specifications, $\mathbf{C}_{i,j} = \sum_{P \in \mathcal{P}_j} s_P^i$ denotes the overall score of verifier $v_i \in \mathcal{V}$ on category ϕ_j .

Formally, for the algorithm suggestions \mathbf{a}_p^+ , $\mathbf{a}_p^- \in \mathcal{A}$, the failed verifiers $v_1, v_2 \in \mathcal{V}$ (v_1 predicted before v_2), the newly selected verifier $v_3 \in \mathcal{V}$ ($v_3 \neq v_1 \neq v_2$) in the two rounds of adjustment can be defined as:

$$v_3 = \begin{cases} \max(\mathcal{R}(\mathcal{F}(\mathbf{a}_p^+, \mathbf{a}_p^-, v_1))) & \textcircled{1} \\ \max(\mathcal{R}(\mathcal{F}(\mathcal{F}(\mathbf{a}_p^+, \mathbf{a}_p^-, v_1), v_2))) \cap \max(\mathbf{C}_{\cdot,j}) & \textcircled{2} \end{cases} \quad (8)$$

, where $\mathbf{C}_{\cdot,j}$ represents the j -th column of \mathbf{C} . The equation of round ② indicates that the new selected verifier v_3 performs the best on the category ϕ_j . If there are no such verifier, we will continue to use the predicted verifier (i.e., $v_3 = \max(\mathcal{R}(\mathcal{F}(\mathcal{F}(\mathbf{a}_p^+, \mathbf{a}_p^-, v_1), v_2)))$) after two rounds of reduction.

5 Evaluation

The experiments aim to answer the following research questions:

- RQ1.** How does MFH compare to existing SOTA algorithm selection approaches in the context of verification?
- RQ2.** How does MFH perform in terms of transferability, robustness, and scalability?
- RQ3.** Do all three components of MFH contribute to the final effectiveness?

5.1 Evaluation Setup

Table 2. The Experimental Datasets

No.	Dataset	trainSet	valSet	testSet
1	NoOverflows	5150	643	488
2	ReachSafety	4512	569	550
3	Termination	1613	201	203
4	MemSafety	1371	171	172
Total		12646	1584	1413

5.1.1 Datasets. The SV-COMP² suite includes multiple verification tracks, with the majority focused on verifying C programs encoded with different types of specifications. Among these, four tracks, *NoOverflows*, *ReachSafety*, *Termination*, and *MemSafety*, are adopted for evaluating our approach. As shown in Tab. 2, the evaluation dataset is divided into training set (80%), validation

²<https://gitlab.com/sosy-lab/benchmarking/sv-benchmarks.git>, branch:svcomp24

set(10%), and test sets (10%). However, there is a quantity of redundant pre-processing codes in these datasets, and some programs are difficult to utilize for model training due to their large CPG graphs. Therefore, we conducted data cleaning and optimization on these datasets: 1) The programs that cannot be verified by any verifier and those that are challenging to train due to their large CPG graphs will be removed from the training and validation sets; 2) For ease of handling, we randomly assigned tasks belonging to multiple verification problems to one of them; 3) Considering the significant impact of pre-processing code on the representation and extraction of program features, and the fact that these codes are not our main focus, we removed these pre-processing codes and simplified the CPG graph generated by the Joern³ tool.

5.1.2 Baselines. We compared MFH with two state-of-the-art machine learning-based verification algorithm selection approaches, namely Graves and CST. Graves [Leeson and Dwyer 2024] uses graph neural networks to directly select verifiers by training the network based on the structural information of AST, ICFG, and DFG graphs. CST [Richter and Wehrheim 2021] is an approach that combines representation learning with an attention mechanism. It introduces Contextualized Syntax Trees (CSTs), a variant of Abstract Syntax Trees (ASTs). In CSTs, the nodes of the AST are hierarchically organized into groups such as functions, statements, and tokens. We also evaluate two additional selectors: a greedy selector (Greedy) and a random selector (Random). The purpose of comparing MFH with Greedy is to understand the benefits of using the collected verifier performance data to select the most appropriate verifier. By collecting the verification performance metrics of multiple verifiers on the specified problem set, Greedy can automatically select the verifier with the best performance based on this metric when given a specific problem specification. The Random selector allows us to evaluate whether the evaluation metrics are effective. That is, the metric is seemingly not rigorous if the Random selector performs well.

5.1.3 Verifier suites. For evaluation, we choose a set of verifiers from the SV-COMP website⁴, including 2LS [Malik et al. 2023], CBMC [Kroening and Tautschnig 2014], CPAchecker [Baier et al. 2024], DepthK [Rocha et al. 2017], ESBMC-kind [Menezes et al. 2024], ESBMC-incr [Menezes et al. 2024], Symbiotic [Jonáš et al. 2024], UAutomizer [Heizmann et al. 2015], UKojak [Nutz et al. 2015], and UTaipan [Dietsch et al. 2023]. These verifiers have more or less participated in the four verification tracks mentioned previously. Their supported techniques and algorithms can be found in the competition report[Beyer 2024].

5.1.4 Evaluation Metrics. We use two metrics to evaluate the algorithm selection performance of MFH compared to the baseline approaches: Successful Verifier Selection Accuracy and Top1 Successful Verifier Selection Accuracy. These two metrics have been extensively utilized in previous studies [Leeson and Dwyer 2024; Richter et al. 2020; Richter and Wehrheim 2021]. Successful Verifier Selection Accuracy measures the ability to select a verifier that successfully verifies a given program. On the other hand, Top1 Successful Verifier Selection Accuracy evaluates whether the first predicted verifier has the best performance on the given task. This metric provides a more rigorous evaluation as it considers both the effectiveness of a verifier in completing verification tasks and the overall quality of their performance. Note that, as shown in Eq. 2, the performance of a verifier is evaluated based on the verification outcome, time overhead, and memory consumption, with the latter two serving as penalizing factors for performance.

5.1.5 Configuration. When training the algorithm suggestion models and the verifier ranking model, we used the Adam training optimizer for each model over 20 rounds and set the learning

³<https://github.com/joernio/joern.git>

⁴<https://sv-comp.sosy-lab.org/2024/systems.php>

Table 3. Comparisons Between Different Selectors

Selector	Top1 success	Success
MFH	81.64%	91.47%
Graves	77.51%	88.96%
CST	29.64%	52.24%
Greedy	23.00%	48.41%
Random	10.26%	48.05%

rate to $1e-3$. For the two machine learning-based baselines mentioned in Sect. 5.1.2, we directly use their open-source implementation with the default configuration. To ensure the fairness of comparison results, we retrained all the models used in these baseline approaches with the same datasets as ours.

5.1.6 Experiment Environment. All the experiments are performed on a server running the Ubuntu 20.04 LTS system with a 2.2 GHz CPU and 503 GB RAM. We set the verification time bound and memory limitation of a verifier to 15 minutes and 15 GB, respectively.

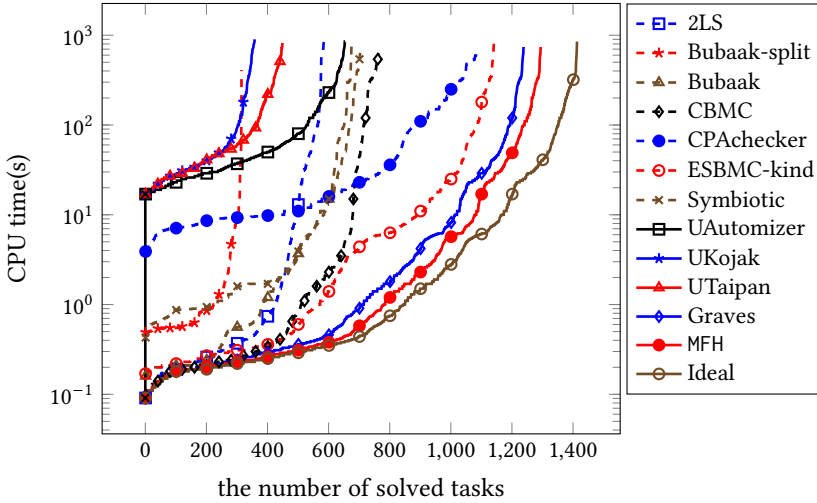


Fig. 4. The quantile plots of time consumption in logarithmic scale

5.2 RQ1. Performance Evaluation

We address RQ1 by comparing the performance of MFH against the baseline approaches using the mentioned evaluation metrics. Tab. 3 presents the results for Top1 successful Verifier Selection Accuracy (referred to as Top1 success) and Successful Verifier Selection Accuracy (referred to as Success). We calculate the average of the results from 10 verifiers for each method.

In terms of successful verifier selection accuracy, MFH demonstrates a 39.23 percentage point improvement compared to CST. In addition, there is a 2.51 percentage point increase compared to Graves. MFH achieved a probability of 91.47% in selecting a verifier that can successfully complete the given verification tasks. In contrast, the two metrics indicate that randomly or greedily selecting a verifier only results in a successful verifier selection rate of less than 50.00%. These results further confirm the effectiveness of the algorithm selection heuristic discussed in Sect. 3.

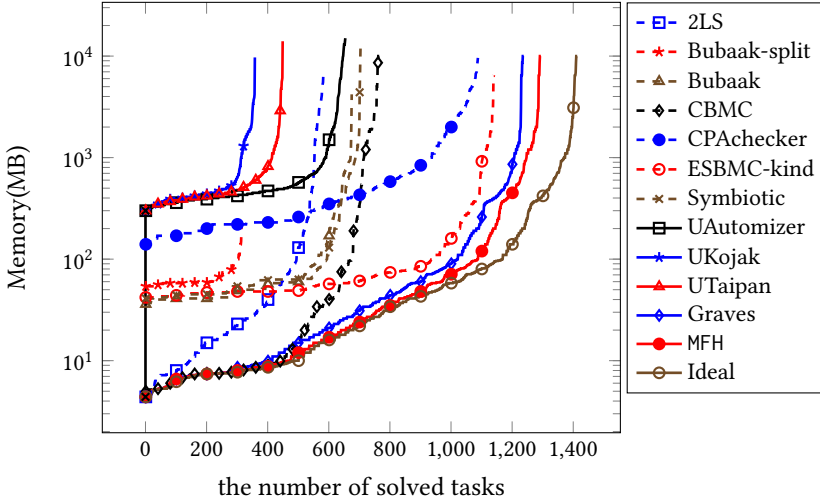


Fig. 5. The quantile plots of memory consumption in logarithmic scale

In general, selecting a verifier that can successfully complete the verification task is not particularly sufficient, given that verification can be a costly process. Therefore, it is important to select a verifier that can verify a program efficiently, not just one that can verify a program. Taking into account Top1 successful Verifier Selection Accuracy, we observed that MFH achieves a probability of 81.64% in selecting the optimal verifier, which surpasses Graves 4.13 percentage points. It also demonstrates a significant improvement of 1.75x in this metric compared to CST. MFH aggregates the code and edge information into each CPG node. This feature aggregation can effectively enrich the program representations, thereby positively impacting the Top1 successful Verifier Selection Accuracy.

Fig. 4 and Fig. 5 depict the time and memory consumptions of a verifier or algorithm selector on the number of solved tasks, with the verification results collected from the test dataset. The curve closer to the bottom right corner in this graph indicates better performance on the test dataset. The plot clearly demonstrates that MFH outperforms the algorithm selector Graves and other individual verifiers (e.g., CBMC, 2LS, Symbiotic, etc.). However, it still falls short of Ideal, which assumes that we can always select the most appropriate algorithm based on ground truth. Consequently, the superiority of MFH over other approaches is evident.

From the analysis of Table 3, Fig. 4, and Fig. 5, we can positively answer **RQ1** that MFH outperforms the existing SOTA algorithm selection approaches.

5.3 RQ2. Robustness, Scalability, and Transferability

5.3.1 Robustness. To evaluate the robustness of MFH, we conducted experiments under two scenarios: one where the dataset remained unmodified (Unmodified) and another where we introduced perturbations to the dataset (Modified). The perturbations included modifications to the program code, such as altering variable and function names, converting for loops to while loops, and making minor syntactic modifications, all while maintaining the semantic integrity of the programs. These alterations were designed to simulate real-world scenarios where the input programs might undergo minor modifications during development or maintenance.

Table 4. Comparisons for Robustness of Modification

Selector-Status	Top1 Success	Success
MFH-Unmodified	81.64%	91.47%
Graves-Unmodified	77.51%	88.96%
CST-Unmodified	29.64%	52.24%
MFH-Modified	80.62%	90.50%
Graves-Modified	73.93%	86.48%
CST-Modified	21.71%	60.88%

The results, as shown in Tab. 4, demonstrate that MFH maintains consistent performance. Specifically, MFH achieves a Top1 Success rate of 81.64% and a Success rate of 91.47% in the Unmodified scenario. These rates only decrease by 1.02% and 0.97% after modification, respectively. This indicates that MFH demonstrates high robustness to minor perturbations in the input programs, which is a crucial requirement for practical deployment in software verification tasks.

In contrast, Graves and CST achieve Top1 Success rates of 77.51% and 29.64% in the Unmodified scenario, while these rates decrease by 3.58% and 7.93% after modification, respectively. Both of them exhibit significant drops in performance under the Modified scenario, highlighting their sensitivity to even minor modifications in the input programs.

The robustness of MFH can be attributed to its use of program normalization and CPG-based program representation. This enables MFH to capture the fundamental structure and semantic features of programs while generalizing well across different versions of the same program when minor changes are introduced.

Table 5. Comparisons for Scalability of Selector

Verifiers	Methods	Top1 success	Success
15	MFH	80.04%	90.91%
	Graves	72.70%	86.02%
	Greedy	21.80%	48.40%
	Random	7.29%	41.05%
20	MFH	78.10%	90.63%
	Graves	69.92%	86.04%
	Greedy	16.91%	48.41%
	Random	4.81%	36.73%

5.3.2 Scalability. To evaluate the scalability of MFH, we conducted experiments with the introduction of 5 and 10 additional new verifiers compared to Tab. 3, to assess how well our approach performs as the number of verifiers increases. Scalability is a critical factor in real-world applications, where the number of available verifiers can grow significantly over time.

As shown in Tab. 5, the results demonstrate that MFH maintains good performance even as the available verifiers increase. When scaling from 15 to 20 verifiers, MFH achieves a Top1 Success rate of 78.10% and a Success rate of 90.63%, compared to 80.04% and 90.91%, respectively. This represents only a minor decrease in performance, with a decline of 1.94% and 0.28% in Top1 Success and in Success. These results indicate that MFH is highly scalable and can effectively adapt to a larger set of verifiers without significant degradation in selection accuracy.

In contrast, other selectors show more significant performance drops in the Top1 Success scenario as the number of verifiers increases. For example, Graves shows a decline from 72.70% to 69.92% (2.78% decrease) and a negligible change in Success. While Graves also demonstrates reasonable scalability, its performance remains consistently lower than that of MFH. On the other hand, simpler methods like Greedy and Random show significant performance degradation, with Greedy decrease by 4.89% in Top1 Success and Random decrease by 2.48%.

The scalability of MFH can be attributed to its modular design, which decomposes the algorithm selection task into two sub-tasks, i.e., verification algorithm suggestion and appropriate verifier matching, our approach can only retrain the light-weight ranking model in the second sub-task. This design enables MFH to efficiently adapt to new tools and tasks without the need for additional computational resources. Additionally, the feedback loop mechanism in MFH guarantees continuous improvement in its predictions, even with the introduction of new verifiers.

Table 6. Comparisons for Transferability of Problems

Selector	Top1 Success	Success
MFH	19.39%	31.15%
Graves	–	–
CST	13.81%	57.00%

5.3.3 Transferability. To evaluate the transferability of MFH, we carried out experiments by migrating the MFH and other baselines to new problem sets, specifically focusing on two new benchmark tracks: *ConcurrencySafety* and *SoftwareSystems*. Transferability measures the ability of an approach to generalize to new, unseen datasets without requiring extensive retraining or adaptation. In this experiment, we tested 1,021 examples from the new problem sets using the previously trained models.

Table 6 presents the results, revealing that MFH achieves a Top1 Success rate of 19.39% and a Success rate of 31.15% when applied to the new problem sets. Despite the performance of MFH is lower than that of the original dataset, MFH still outperforms CST in Top1 Success, MFH still outperforms CST by 5.58%.

The performance of CST remains relatively stable across the new problem sets, with a Top1 Success rate of 13.81% and a Success rate of 57.00%. However, this stability is likely due to its already lower performance on the original dataset, meaning that the impact of migrating to new problem sets is less pronounced. Although CST shows some level of transferability, its overall effectiveness remains limited compared to MFH. Graves cannot be directly applied to the new problem sets due to its reliance on counting unique tokens in the dataset. When extending to the new problem sets, the increased number of tokens exceeds the initial limit of 140, which changes the structure of the dataset fed into the network. Consequently, the previously trained model for Graves becomes unusable, and retraining is required. This limitation significantly impedes the transferability of Graves, as it cannot seamlessly adapt to new datasets without additional computational overheads.

After manual analysis, we found that the relatively lower performance of MFH in terms of successful verifier selection accuracy can be attributed to the presence of previously unseen function calling patterns, e.g., `pthread_create` and `pthread_join`, which were not encountered during the initial program representation step. These new function calling patterns introduce challenges for the model, as they represent new behaviors that were not part of the original training datasets.

The challenges encountered by MFH in this transferability evaluation underscore the significance of integrating diverse training datasets that cover a wide range of functions and program behaviors.

From the analysis of Table 4, Table 5, and Table 6, we can positively answer **RQ2** that MFH exhibits strong robustness and scalability, outperforming existing approaches like Graves and CST. While its transferability to new problem sets is reasonable, challenges such as unseen functions highlight opportunities for improvement.

5.4 RQ3. Ablation Study

To understand the contributions of individual steps in MFH, we conducted an ablation study. This study evaluates the effectiveness of program representation using the *code property graph* (CPG) compared to other graph representations, such as *abstract syntax trees* (AST), *control flow graphs* (CFG), and *program dependency graphs* (PDG). Additionally, we analyzed the role of the heuristic stepwise prediction and the progressive feedback adjustment in enhancing the overall performance of MFH.

Table 7. Comparisons for Program Representations

Graph	Acc	Select	Best	Contain
AST	91.50%	92.25%	67.37%	59.66%
CFG	91.38%	90.69%	67.94%	55.48%
PDG	91.77%	92.07%	66.81%	59.38%
CPG	92.49%	92.25%	70.35%	62.07%

5.4.1 Program Representation. We compared four graph-based program representations, i.e., AST, CFG, PDG, and CPG, by training a predictive strategy model for each. The evaluation metrics include: 1) Acc: The probability that the predicted algorithm matches the required algorithms; 2) Select: The probability that the required algorithm is included in the predicted algorithms; 3) Best: The probability that the predicted algorithm suggestions exactly match the required algorithms; 4) Contain: The probability that all predicted algorithms include the required algorithms. In the four metrics, the required algorithms refer to the positive suggested algorithms, whose sorted cumulative value surpasses the threshold α , made by the positive suggestion model S^+ .

As shown in Tab. 7, the experimental results demonstrate that the program representation based on CPG outperforms the other representations. Despite the performance on Acc and Select are similar across all representations (ranging from 91.38% to 92.49%), the CPG-based approach achieves significant improvements in the Best and Contain metrics, outperforming AST-based, CFG-based, and PDG-based program representations by 3.54% to 6.59%. This indicates that CPG-based representations perform better in capturing rich program features and selecting appropriate verifiers, making it the preferred choice for program representation in MFH.

Table 8. Comparisons for Prediction Approaches

Approach	Top1 success	Success
MFH-E2E	78.23%	90.39%
MFH	81.64%	91.47%

5.4.2 Stepwise Prediction. To evaluate the impact of the heuristic stepwise prediction step in MFH, we compared the performance of MFH with an end-to-end version that utilizes the generated program representations to directly match the appropriate verifiers (MFH-E2E). As shown in Tab. 8, MFH achieves a better Top1 Success rate of 81.64% and a Success rate of 91.47%, compared to 78.23% and 90.39% for MFH-E2E. The results demonstrate that this stepwise prediction approach does not decrease the accuracy of selecting appropriate verifiers. This prediction decomposition approach helps MFH focus more on improving the performance of the critical sub-steps that have the most impact on accuracy and effectiveness in the algorithm selection task.

Table 9. Comparisons for Feedback Adjustment Rounds

Rounds	Top1 success	Success
None	81.64%	91.47%
①	86.23%	97.23%
②	87.39%	98.67%

5.4.3 Feedback Adjustment Mechanism. We also analyzed the contributions of the feedback mechanisms in improving the accuracy of model prediction. Tab. 9 shows the performance of MFH with different rounds of feedback adjustments. In the absence of feedback (i.e., None), the model achieves a Top1 Success rate of 81.64% and a Success rate of 91.47%. These ratios significantly increased by 4.59% and 5.76% after the round ①, respectively. Further, after the round ②, these ratios noticeably increased by 1.16% and 1.44%, respectively. These results highlight the critical role of the feedback loop in continuously improving the accuracy and effectiveness of appropriate algorithm selection.

The ablation study confirms the following key findings: (1) The CPG-based program representation approach is the most effective, surpassing AST-based, CFG-based, and PDG-based methods in capturing rich program features for selecting appropriate verifiers. (2) Stepwise prediction significantly improves performance by breaking down the selection task into sub-tasks, enabling MFH to achieve higher accuracy. (3) The feedback adjustment mechanism plays a crucial role in enhancing prediction accuracy, as each round leads to substantial improvements in both the Top1 Success and Success rates.

From the analysis of Table 7, Table 8, and Table 9, we can positively answer **RQ3** that the design choices in MFH demonstrate the contributions of its key steps to the overall effectiveness of the approach. By leveraging CPG-based representation, stepwise prediction, and feedback adjustment mechanism, MFH achieves SOTA performance in automated algorithm selection for software verification.

5.5 Threats to Validity

While our experimental results demonstrate the effectiveness of MFH, several threats to validity must be acknowledged to provide a comprehensive understanding of the approach's limitations and generalizability. These threats mainly arise from dataset selection and semantic-preserving transformations. First, the datasets used for training and evaluation may contain biases or limitations. For example, the presence of specific function calling patterns (e.g., `pthread_create` and `pthread_join`) in the new problem sets may not be representative of all software verification tasks, potentially affecting the generalizability of the results. Incorporating diverse training data that covers a wide range of function calling patterns and program behaviors could mitigate this threat. Second, MFH relies on semantic-preserving transformations to enhance the robustness of

the prediction model. However, ensuring that transformations are truly semantic-preserving can be challenging, and any deviations could impact the model's performance. Rigorous validation of these transformations is necessary to maintain the integrity of the approach.

6 Related Work

In this work, we propose an automated algorithm selection method designed for software verification. We discuss how our approach relates to prior research in the domains of algorithm selection for software verification.

6.1 Manually Designed Selectors

Verification techniques with varying performance capabilities pose a challenge for developers in selecting the most appropriate one. In order to reduce human effort, some automated algorithm selection approaches based on manually designed heuristics have been introduced[Baier et al. 2024; Darke et al. 2021; Su et al. 2023]. VeriAbs[Darke et al. 2021] classifies programs into four types and selects a suitable strategy from a pre-defined set of strategies by taking into account the syntax and semantics of the program to be verified. CPAChecker[Baier et al. 2024] and PIChecker[Su et al. 2023] have further refined program categories and designed composite strategies for them. These strategies have been proven to be more effective than using each algorithm alone. The follow-up work, PeSCo[Richter and Wehrheim 2019], optimizes the algorithm execution order within composite strategies, effectively reducing runtime by skipping algorithms that do not fit to the given verification task. However, these methods heavily rely on expert experience, as evidenced by the example presented in Sect. 3, they are limited in applicability scope or scalability. Compared to these methods, our approach learns the mappings from program representations to suitable verification algorithms, making algorithm selection more flexible and scalable.

6.2 Machine Learning-based Selectors

Compared to the above methods, machine learning-based selection approaches can adapt to specific selection tasks by constructing a decision model from available data and generally exhibit high selection accuracy[Leeson and Dwyer 2024; Richter et al. 2020; Richter and Wehrheim 2021]. CST[Richter and Wehrheim 2021] employs representation learning to avoid the handpicking of program features and combines an attention mechanism to improve the interpretability of the learned selectors. The most related work to ours is given in [Leeson and Dwyer 2024] which employs an extended AST to represent the program to be verified and utilizes a neural network to directly predict the ranking of verifiers. In contrast, MFH employs CPG containing richer information to represent programs and performs heuristic stepwise prediction to indirectly select suitable verifiers, thereby effectively increasing the scalability and robustness of our approach. Furthermore, unlike other algorithm selection approaches, MFH introduces a progressive feedback adjustment mechanism that automatically selects more appropriate verifier according to the failed one. This further reduces the difficulty and effort required for manually adjusting verifiers.

7 Conclusion

In this paper, we propose an automated algorithm selection approach for software verification. Building upon a multi-faceted heuristic and incorporating graph neural network embeddings, multi-model stepwise predictions, and feedback adjustment mechanisms, our approach MFH avoids dependency on algorithm labeled datasets while achieving high prediction accuracy and scalability. Compared with other approaches, the proposed approach achieves higher accuracy in selecting the most appropriate verification algorithm. Moreover, even with the introduction of new verifiers, MFH demonstrates minimum decrease in selection accuracy, exhibiting better scalability and robustness.

Runtime parameters utilized by the selected algorithms may also impact the verification efficiency and correctness. In the future, our research will focus on exploring methods for predicting parameters for the selected algorithms to improve the quality and efficiency of software verification.

8 Data-Availability Statement

We have made the implementation, along with all relevant publicly available data, accessible to facilitate comparison: <https://figshare.com/s/4f34e1f6adaf98d9be53>.

References

- Daniel Baier, Dirk Beyer, Po-Chun Chien, Marek Jankola, Matthias Kettl, Nian-Ze Lee, Thomas Lemberger, Marian Lingsch-Rosenfeld, Martin Spiessl, Henrik Wachowitz, and Philipp Wendler. 2024. CPAchecker 2.3 with Strategy Selection. In *Tools and Algorithms for the Construction and Analysis of Systems*, Bernd Finkbeiner and Laura Kovács (Eds.). Springer Nature Switzerland, Cham, 359–364. doi:10.1007/978-3-031-57256-2_21
- Daniel Beck, Gholamreza Haffari, and Trevor Cohn. 2018. Graph-to-Sequence Learning using Gated Graph Neural Networks. *ArXiv abs/1806.09835* (2018). <https://api.semanticscholar.org/CorpusID:49430686>
- Dirk Beyer. 2024. State of the Art in Software Verification and Witness Validation: SV-COMP 2024. In *Tools and Algorithms for the Construction and Analysis of Systems*, Bernd Finkbeiner and Laura Kovács (Eds.). Springer Nature Switzerland, Cham, 299–329. doi:10.1007/978-3-031-57256-2_15
- Allan Blanchard, Nikolai Kosmatov, Matthieu Lemerre, and Frédéric Loulergue. 2015. A Case Study on Formal Verification of the Anaxagoras Hypervisor Paging System with Frama-C. In *Formal Methods for Industrial Critical Systems*, Manuel Núñez and Matthias Gude mann (Eds.). Springer International Publishing, Cham, 15–30. doi:10.1007/978-3-319-19458-5_2
- Hao Chen, Yuanchen Bei, Qijie Shen, Yue Xu, Sheng Zhou, Wenbing Huang, Feiran Huang, Senzhang Wang, and Xiao Huang. 2024. Macro Graph Neural Networks for Online Billion-Scale Recommender Systems. In *Proceedings of the ACM Web Conference 2024* (Singapore, Singapore) (*WWW '24*). Association for Computing Machinery, New York, NY, USA, 3598–3608. doi:10.1145/3589334.3645517
- SueYeon Chung and L.F. Abbott. 2021. Neural population geometry: An approach for understanding biological and artificial neural networks. *Current Opinion in Neurobiology* 70 (2021), 137–144. doi:10.1016/j.comb.2021.10.010 Computational Neuroscience.
- Edmund Clarke, Armin Biere, Richard Raimi, and Yunshan Zhu. 2001. Bounded Model Checking Using Satisfiability Solving. *Formal Methods in System Design* 19, 1 (01 Jul 2001), 7–34. doi:10.1023/A:1011276507260
- Lori A. Clarke and David S. Rosenblum. 2006. A historical perspective on runtime assertion checking in software development. *SIGSOFT Softw. Eng. Notes* 31, 3 (May 2006), 25–37. doi:10.1145/1127878.1127900
- Priyanka Darke, Sakshi Agrawal, and R. Venkatesh. 2021. VeriAbs: A Tool for Scalable Verification by Abstraction (Competition Contribution). In *Tools and Algorithms for the Construction and Analysis of Systems*, Jan Friso Groote and Kim Guldstrand Larsen (Eds.). Springer International Publishing, Cham, 458–462. doi:10.1007/978-3-030-72013-1_32
- Daniel Dietsch, Matthias Heizmann, Dominik Klumpp, Frank Schüssele, and Andreas Podelski. 2023. Ultimate Taipan and Race Detection in Ultimate. In *Tools and Algorithms for the Construction and Analysis of Systems*, Sriram Sankaranarayanan and Natasha Sharygina (Eds.). Springer Nature Switzerland, Cham, 582–587. doi:10.1007/978-3-031-30820-8_40
- Alastair F. Donaldson, Leopold Haller, Daniel Kroening, and Philipp Rümmer. 2011. Software Verification Using k-Induction. In *Static Analysis*, Eran Yahav (Ed.). Springer Berlin Heidelberg, Berlin, Heidelberg, 351–368. doi:10.1007/978-3-642-23702-7_26
- Frank Dordowsky. 2015. An experimental Study using ACSL and Frama-C to formulate and verify Low-Level Requirements from a DO-178C compliant Avionics Project. *Electronic Proceedings in Theoretical Computer Science* 187 (Aug. 2015), 28–41. doi:10.4204/eptcs.187.3
- Denis Efremov, Mikhail Mandrykin, and Alexey Khoroshilov. 2018. Deductive Verification of Unmodified Linux Kernel Library Functions. In *Leveraging Applications of Formal Methods, Verification and Validation. Verification*, Tiziana Margaria and Bernhard Steffen (Eds.). Springer International Publishing, Cham, 216–234. doi:10.1007/978-3-030-03421-4_15
- Salvatore Claudio Fanni, Maria Febi, Gayane Aghakhanyan, and Emanuele Neri. 2023. *Natural Language Processing*. Springer International Publishing, Cham, 87–99. doi:10.1007/978-3-031-25928-9_5
- Will Hamilton, Zhitao Ying, and Jure Leskovec. 2017. Inductive Representation Learning on Large Graphs. In *Advances in Neural Information Processing Systems*, I. Guyon, U. Von Luxburg, S. Bengio, H. Wallach, R. Fergus, S. Vishwanathan, and R. Garnett (Eds.), Vol. 30. Curran Associates, Inc. https://proceedings.neurips.cc/paper_files/paper/2017/file/5dd9db5e033da9c6fb5ba83c7a7e9bea9-Paper.pdf
- Matthias Heizmann, Daniel Dietsch, Jan Leike, Betim Musa, and Andreas Podelski. 2015. Ultimate Automizer with Array Interpolation. In *Tools and Algorithms for the Construction and Analysis of Systems*, Christel Baier and Cesare Tinelli

- (Eds.). Springer Berlin Heidelberg, Berlin, Heidelberg, 455–457. doi:10.1007/978-3-662-46681-0_43
- Martin Jonáš, Kristián Kumor, Jakub Novák, Jindřich Sedláček, Marek Trtík, Lukáš Zaoral, Paulína Ayaziová, and Jan Strejček. 2024. Symbiotic 10: Lazy Memory Initialization and Compact Symbolic Execution. In *Tools and Algorithms for the Construction and Analysis of Systems*, Bernd Finkbeiner and Laura Kovács (Eds.). Springer Nature Switzerland, Cham, 406–411. doi:10.1007/978-3-031-57256-2_29
- Daniel Kroening and Michael Tautschnig. 2014. CBMC – C Bounded Model Checker. In *Tools and Algorithms for the Construction and Analysis of Systems*, Erika Ábrahám and Klaus Havelund (Eds.). Springer Berlin Heidelberg, Berlin, Heidelberg, 389–391. doi:10.1007/978-3-642-54862-8_26
- Will Leeson and Matthew B. Dwyer. 2024. Algorithm Selection for Software Verification Using Graph Neural Networks. *ACM Trans. Softw. Eng. Methodol.* 33, 3, Article 76 (March 2024), 36 pages. doi:10.1145/3637225
- Jiahao Liu, Jun Zeng, Xiang Wang, and Zhenkai Liang. 2023. Learning Graph-based Code Representations for Source-level Functional Similarity Detection. In *2023 IEEE/ACM 45th International Conference on Software Engineering (ICSE)*. 345–357. doi:10.1109/ICSE48619.2023.00040
- Qianwen Ma, Chunyuan Yuan, Wei Zhou, and Songlin Hu. 2021. Label-Specific Dual Graph Neural Network for Multi-Label Text Classification. In *Proceedings of the 59th Annual Meeting of the Association for Computational Linguistics and the 11th International Joint Conference on Natural Language Processing (Volume 1: Long Papers)*, Chengqing Zong, Fei Xia, Wenjie Li, and Roberto Navigli (Eds.). Association for Computational Linguistics, Online, 3855–3864. doi:10.18653/v1/2021.acl-long.298
- Viktor Malík, František Nečas, Peter Schrammel, and Tomáš Vojnar. 2023. 2LS: Arrays and Loop Unwinding. In *Tools and Algorithms for the Construction and Analysis of Systems*, Sriram Sankaranarayanan and Natasha Sharygina (Eds.). Springer Nature Switzerland, Cham, 529–534. doi:10.1007/978-3-031-30820-8_31
- Warren S McCulloch and Walter Pitts. 1943. A logical calculus of the ideas immanent in nervous activity. *The bulletin of mathematical biophysics* 5 (1943), 115–133. doi:10.1007/bf02459570
- Rafael Sá Menezes, Mohannad Aldughaim, Bruno Farias, Xianzhiyu Li, Edoardo Manino, Fedor Shmarov, Kunjian Song, Franz Brauße, Mikhail R. Gadelha, Norbert Tihanyi, Konstantin Korovin, and Lucas C. Cordeiro. 2024. ESBMC v7.4: Harnessing the Power of Intervals. In *Tools and Algorithms for the Construction and Analysis of Systems*, Bernd Finkbeiner and Laura Kovács (Eds.). Springer Nature Switzerland, Cham, 376–380. doi:10.1007/978-3-031-57256-2_24
- Raphaël Monat, Abdelraouf Ouadjaout, and Antoine Miné. 2023. Mopsa-C: Modular Domains and Relational Abstract Interpretation for C Programs (Competition Contribution). In *Tools and Algorithms for the Construction and Analysis of Systems*, Sriram Sankaranarayanan and Natasha Sharygina (Eds.). Springer Nature Switzerland, Cham, 565–570. doi:10.1007/978-3-031-30820-8_37
- Van-Anh Nguyen, Dai Quoc Nguyen, Van Nguyen, Trung Le, Quan Hung Tran, and Dinh Phung. 2022. ReGVD: revisiting graph neural networks for vulnerability detection. In *Proceedings of the ACM/IEEE 44th International Conference on Software Engineering: Companion Proceedings (Pittsburgh, Pennsylvania) (ICSE '22)*. Association for Computing Machinery, New York, NY, USA, 178–182. doi:10.1145/3510454.3516865
- Alexander Nutz, Daniel Dietsch, Mostafa Mahmoud Mohamed, and Andreas Podelski. 2015. ULTIMATE KOJAK with Memory Safety Checks. In *Tools and Algorithms for the Construction and Analysis of Systems*, Christel Baier and Cesare Tinelli (Eds.). Springer Berlin Heidelberg, Berlin, Heidelberg, 458–460. doi:10.1007/978-3-662-46681-0_44
- Aseem Patil and Milind Rane. 2021. Convolutional Neural Networks: An Overview and Its Applications in Pattern Recognition. In *Information and Communication Technology for Intelligent Systems*, Tomonobu Senjyu, Parikshit N. Mahalle, Thinakaran Perumal, and Amit Joshi (Eds.). Springer Singapore, Singapore, 21–30.
- Bryan Perozzi, Rami Al-Rfou, and Steven Skiena. 2014. DeepWalk: online learning of social representations. In *Proceedings of the 20th ACM SIGKDD International Conference on Knowledge Discovery and Data Mining (New York, New York, USA) (KDD '14)*. Association for Computing Machinery, New York, NY, USA, 701–710. doi:10.1145/2623330.2623732
- John R. Rice. 1976. The Algorithm Selection Problem. *Advances in Computers*, Vol. 15. Elsevier, 65–118. doi:10.1016/S0065-2458(08)60520-3
- Cedric Richter, Eyke Hüllermeier, Marie-Christine Jakobs, and Heike Wehrheim. 2020. Algorithm selection for software validation based on graph kernels. *Automated Software Engineering* 27, 1 (June 2020), 153–186. doi:10.1007/s10515-020-00270-x
- Cedric Richter and Heike Wehrheim. 2019. PeSCo: Predicting Sequential Combinations of Verifiers. In *Tools and Algorithms for the Construction and Analysis of Systems*, Dirk Beyer, Marieke Huisman, Fabrice Kordon, and Bernhard Steffen (Eds.). Springer International Publishing, Cham, 229–233. doi:10.1007/978-3-030-17502-3_19
- Cedric Richter and Heike Wehrheim. 2021. Attend and represent: a novel view on algorithm selection for software verification. In *Proceedings of the 35th IEEE/ACM International Conference on Automated Software Engineering (Virtual Event, Australia) (ASE '20)*. Association for Computing Machinery, New York, NY, USA, 1016–1028. doi:10.1145/3324884.3416633
- Williame Rocha, Herbert Rocha, Hussama Ismail, Lucas Cordeiro, and Bernd Fischer. 2017. DepthK: A k-Induction Verifier Based on Invariant Inference for C Programs. In *Tools and Algorithms for the Construction and Analysis of Systems*, Axel

- Legay and Tiziana Margaria (Eds.). Springer Berlin Heidelberg, Berlin, Heidelberg, 360–364. doi:10.1007/978-3-662-54580-5_23
- Franco Scarselli, Marco Gori, Ah Chung Tsoi, Markus Hagenbuchner, and Gabriele Monfardini. 2009. The Graph Neural Network Model. *IEEE Transactions on Neural Networks* 20, 1 (2009), 61–80. doi:10.1109/TNN.2008.2005605
- Jie Su, Zuchao Yang, Hengrui Xing, Jiyu Yang, Cong Tian, and Zhenhua Duan. 2023. PIChecker: A POR and Interpolation based Verifier for Concurrent Programs (Competition Contribution). In *International Conference on Tools and Algorithms for the Construction and Analysis of Systems*. Springer, 571–576. doi:10.1007/978-3-031-30820-8_38
- Ashish Vaswani, Noam Shazeer, Niki Parmar, Jakob Uszkoreit, Llion Jones, Aidan N Gomez, Łukasz Kaiser, and Illia Polosukhin. 2017. Attention is All you Need. In *Advances in Neural Information Processing Systems*, I. Guyon, U. Von Luxburg, S. Bengio, H. Wallach, R. Fergus, S. Vishwanathan, and R. Garnett (Eds.), Vol. 30. Curran Associates, Inc. https://proceedings.neurips.cc/paper_files/paper/2017/file/3f5ee243547dee91fbd053c1c4a845aa-Paper.pdf
- Petar Veličković, Guillem Cucurull, Arantxa Casanova, Adriana Romero, Pietro Lio, and Yoshua Bengio. 2017. Graph attention networks. *arXiv preprint arXiv:1710.10903* (2017).
- Zhen Wang and Zhenbang Chen. 2024. AISE: A Symbolic Verifier by Synergizing Abstract Interpretation and Symbolic Execution (Competition Contribution). In *Tools and Algorithms for the Construction and Analysis of Systems*, Bernd Finkbeiner and Laura Kovács (Eds.). Springer Nature Switzerland, Cham, 347–352. doi:10.1007/978-3-031-57256-2_19
- Zhenzi Weng, Zhijin Qin, Xiaoming Tao, Chengkang Pan, Guangyi Liu, and Geoffrey Ye Li. 2023. Deep Learning Enabled Semantic Communications With Speech Recognition and Synthesis. *IEEE Transactions on Wireless Communications* 22, 9 (2023), 6227–6240. doi:10.1109/TWC.2023.3240969
- Lingfei Wu, Yu Chen, Kai Shen, Xiaojie Guo, Hanning Gao, Shucheng Li, Jian Pei, and Bo Long. 2023. Graph Neural Networks for Natural Language Processing: A Survey. *Foundations and Trends® in Machine Learning* 16, 2 (2023), 119–328. doi:10.1561/22000000096
- Fabian Yamaguchi, Nico Golde, Daniel Arp, and Konrad Rieck. 2014. Modeling and Discovering Vulnerabilities with Code Property Graphs. In *2014 IEEE Symposium on Security and Privacy*. 590–604. doi:10.1109/SP.2014.44
- Chunyong Zhang, Bin Liu, Yang Xin, and Liangwei Yao. 2023. CPVD: Cross Project Vulnerability Detection Based on Graph Attention Network and Domain Adaptation. *IEEE Transactions on Software Engineering* 49, 8 (2023), 4152–4168. doi:10.1109/TSE.2023.3285910
- Si Zhang, Hanghang Tong, Jiejun Xu, and Ross Maciejewski. 2019. Graph convolutional networks: a comprehensive review. *Computational Social Networks* 6, 1 (2019), 1–23. doi:10.1186/s40649-019-0069-y