

An Efficient Frequency-Based Approach for Maximal Square Detection in Binary Matrices

Swastik Bhandari
 Department of Computer Science
 School of Engineering, Kathmandu University
 swastik3223@student.ku.edu.np

April 1, 2025

Abstract

This paper presents a novel frequency-based algorithm which solves the maximal square problem with improved practical speed performance while maintaining optimal asymptotic complexity. My approach tracks the columnar continuity of ones through an adaptive frequency vector and dynamic thresholding mechanism that eliminates the need for nested minimum operations commonly found in standard dynamic programming solutions. Theoretical analysis confirms a time complexity of $O(mn)$ and a space complexity of $O(n)$. Formal loop-invariant proofs verify correctness, while comprehensive benchmarking demonstrates speed improvements of $1.3\text{--}5\times$ over standard methods in various matrix densities and sizes. This method improves algorithm design and simultaneously creates opportunities for faster spatial pattern recognition in fields like urban planning, environmental science, and medical imaging.

1 Introduction

The maximal square problem represents a fundamental challenge in computational geometry and matrix analysis. It involves finding the largest contiguous square subregion composed entirely of ones in a binary matrix. This problem has significant implications across multiple domains, from computer vision to spatial pattern recognition.

The standard dynamic programming (DP) solution addresses this problem by constructing a two-dimensional table where each cell $dp[i][j]$ represents the side length of the largest square ending in that cell [1]. Although DP solution guarantees $O(mn)$ time complexity, it's overall performance suffers from critical computational inefficiencies, including repeated three-way minimum computations, suboptimal cache utilization, and significant memory access overhead.

This study offers a frequency-driven method that provides a new perspective on maximal square detection. By tracking vertical one-continuity through an adaptive frequency vector and employing dual dynamic thresholds, we achieve a novel single-pass algorithm with remarkable characteristics: empirical speedups of $1.3\text{--}5\times$, preservation of $O(mn)$ time complexity, and reduction to $O(n)$ space complexity. The primary research objective is to demonstrate that a frequency-based approach can solve the maximal square problem more efficiently than traditional dynamic programming methods while maintaining equivalent asymptotic complexity.

2 Related Work

2.1 Traditional Dynamic Programming for Maximal Squares

Traditional dynamic programming techniques for the maximal square problem utilize a 2D table with entries computed as:

$$dp[i][j] = \min\{dp[i-1][j], dp[i][j-1], dp[i-1][j-1]\} + 1, \quad (1)$$

yielding $O(mn)$ time and space complexity [1]. A well-known space optimization processes the matrix row by row, maintaining only the values of the previous row to achieve $O(n)$ space complexity while maintaining $O(mn)$ time complexity.

2.2 Dynamic Programming and Geometric Approaches

Dynamic programming is widely used for rectangular area detection. Notably, Bentley [2] introduced decomposable geometric algorithms that influenced efficient techniques for such problems. Overmars and van Leeuwen [3] further advanced these methods with dynamic data structures for maintaining configurations in the plane, influencing a wide range of geometric optimization techniques.

2.3 Histogram-Based Rectangular Area Detection

The histogram-based approach represents a well-established method for solving the maximal rectangle problem, particularly in binary matrix scenarios. This technique transforms the two-dimensional problem into a one-dimensional histogram analysis through a two-phase strategy:

1. **Histogram Construction Phase:** For each row of the matrix, a histogram is constructed where each column's height represents the number of consecutive ones extending upward from that position.
2. **Rectangle Maximization Phase:** A linear-time algorithm processes the histogram to find the largest rectangular area.

While the histogram approach offers an elegant solution, it inherently differs from our proposed method in several crucial aspects:

- **Computational Approach:** The histogram method relies on explicit two-phase processing, whereas our algorithm achieves single-pass incremental analysis.
- **Memory Utilization:** Histogram techniques typically require additional stack-based data structures, introducing auxiliary space overhead.
- **Validation Mechanism:** The histogram approach defers structural validation until after complete histogram construction, missing opportunities for early pruning.

Our method fundamentally diverges by integrating frequency tracking with immediate square validation, eliminating the phase separation inherent in traditional histogram-based techniques.

2.4 Limitations of Existing Approaches

Despite extensive research, existing methods suffer from several limitations:

- **Computational Overhead:** Traditional approaches often require multiple matrix traversals.
- **Memory Inefficiency:** Existing algorithms typically consume substantial auxiliary memory.
- **Phase Separation:** Many techniques involve distinct computational phases, reducing overall efficiency.

2.5 Our Contributions

Our work addresses these limitations by introducing a novel single-pass approach that:

- Provides real-time adaptive pruning.
- Achieves optimal time and space complexity.
- Eliminates phase separation overhead.

3 Algorithm Design

3.1 Core Concept

The algorithm maintains a frequency vector *freq* where *freq[j]* tracks consecutive ones in column *j*. Two dynamic thresholds (*check_max_width* and *check_max_height*) validate square formation, while a counter tracks horizontal continuity, as illustrated in Fig. 1.

3.2 C++ Implementation

```
1 class Solution {
2 public:
3     int maximalSquare(vector<vector<char>>& v) {
4         if(v.empty() || v[0].empty()) return 0;
5         int row_size = v[0].size();
6         int col_size = v.size();
7         int found_max_width = 0;
8         int check_max_width = 1;
9         int check_max_height = 1;
10        int counter = 0;
11        vector<int> freq(row_size, 0);
12
13        for (int i = 0; i < col_size; i++) {
14            for (int j = 0; j < row_size; j++) {
15                if (v[i][j] == '1') {
16                    freq[j]++;
17                    if (check_max_height <= freq[j]) {
18                        counter++;
19                        if (check_max_width == counter) {
20                            found_max_width++;
21                            check_max_width++;
22                            check_max_height++;
23                            counter = 0;
24                        }
25                    }
26                }
27            }
28        }
29        return found_max_width;
30    }
31 }
```

```

25         continue;
26     }
27     } else {
28         freq[j] = 0;
29     }
30     counter = 0;
31 }
32 counter = 0;
33 }
34 return found_max_width * found_max_width;
35 }
36 };

```

Listing 1. C++ Implementation of Frequency-Based Maximal Square Detection

3.3 Pseudocode Overview

For clarity, Algorithm 1 summarizes the method in pseudocode.

Algorithm 1 Frequency-Based Maximal Square Detection

```

1:  $row\_size \leftarrow v[0].size()$ 
2:  $col\_size \leftarrow v.size()$ 
3:  $found\_max\_width \leftarrow 0$ 
4:  $check\_max\_width \leftarrow 1$ 
5:  $check\_max\_height \leftarrow 1$ 
6:  $counter \leftarrow 0$ 
7:  $freq \leftarrow [0]^{row\_size}$ 
8: for  $i = 0$  to  $col\_size - 1$  do
9:     for  $j = 0$  to  $row\_size - 1$  do
10:        if  $v[i][j] = '1'$  then
11:             $freq[j] \leftarrow freq[j] + 1$ 
12:            if  $check\_max\_height \leq freq[j]$  then
13:                 $counter \leftarrow counter + 1$ 
14:                if  $check\_max\_width = counter$  then
15:                     $found\_max\_width \leftarrow found\_max\_width + 1$ 
16:                     $check\_max\_width \leftarrow check\_max\_width + 1$ 
17:                     $check\_max\_height \leftarrow check\_max\_height + 1$ 
18:                     $counter \leftarrow 0$ 
19:                end if
20:                continue
21:            end if
22:        else
23:             $freq[j] \leftarrow 0$ 
24:        end if
25:         $counter \leftarrow 0$ 
26:    end for
27:     $counter \leftarrow 0$ 
28: end for
29: return  $found\_max\_width^2$ 

```

4 Theoretical Analysis

4.1 Correctness Proofs

Theorem 1 (Outer Loop Invariant). *After processing a row i , for every $j \in [0, n - 1]$, the value $freq[j]$ equals the number of consecutive ones ending at (i, j) in column j .*

Proof. The invariant is proven by induction on i .

Base Case: For $i = 0$, each $freq[j]$ is initialized to 0, correctly representing that there are no ones above row 0.

Inductive Step: Assume that after processing row $i - 1$, $freq[j]$ correctly counts consecutive ones ending in $(i - 1, j)$. For row i , update:

$$freq[j] = \begin{cases} freq[j] + 1, & \text{if } v[i][j] = '1', \\ 0, & \text{if } v[i][j] = '0'. \end{cases}$$

If $v[i][j] = '1'$, the count extends the previous sequence; otherwise, it resets. Thus, the invariant holds for the row i . \square

Theorem 2 (Inner Loop Invariant). *For a fixed row i , as iterated over columns, let $counter$ denote the length of the current horizontal sequence of columns that satisfy $freq[j] \geq curr_height$. When $counter$ becomes equal to $curr_width$, a square of size $curr_width \times curr_height$ is confirmed.*

Proof. The invariant is proven by the induction in the column index j .

Base Case: At the start of the row (that is, $j = 0$), $counter$ is initialized to 0, so the invariant holds trivially.

Inductive Step: Assume that for columns up to $j - 1$, $counter$ accurately tracks the length of the contiguous block where $freq[k] \geq curr_height$. At column j , update:

$$counter = \begin{cases} counter + 1, & \text{if } freq[j] \geq curr_height, \\ 0, & \text{otherwise.} \end{cases}$$

Thus, if $freq[j] \geq curr_height$, the block extends; otherwise, it resets. When $counter = curr_width$, a contiguous block of sufficient columns has been found, which confirms a square of the desired size. \square

Corollary 1 (Single-Pass Maximal Square Detection Correctness). *The proposed frequency-based algorithm correctly identifies the maximal square submatrix through a single-pass traversal, where:*

1. *The frequency vector $freq$ maintains a precise vertical continuity of ones at each column.*
2. *The counter mechanism enables immediate horizontal square validation.*
3. *The entire matrix is processed in $O(mn)$ time with a single, synchronized update of frequency and square detection mechanisms.*

Moreover, the algorithm guarantees that no maximal square is missed or incorrectly sized during the single traversal.

Proof. The correctness stems from the synchronized interaction between the Outer Loop and Inner Loop Invariants:

Frequency Update Mechanism:

- $freq[j]$ tracks vertical consecutive ones precisely
- When a zero is encountered, $freq[j]$ immediately resets
- This ensures accurate column-wise one-sequence tracking

Counter-Based Square Validation:

- $counter$ increments only when sufficient vertical and horizontal conditions are met
- Immediate reset prevents false square detection
- Guarantees that only valid, contiguous squares are considered

Single-Pass Synchronization: The algorithm achieves its objective by:

1. First updating $freq$ for vertical continuity
2. Immediately validating potential squares via $counter$
3. Performing these operations in a single matrix traversal

This synchronous, single-pass approach ensures that:

Frequency Update $\xrightarrow{\text{Immediate}}$ Square Validation

No additional passes or auxiliary data structures are required. □

4.2 Complexity Analysis

Theorem 3 (Time Complexity). *The algorithm runs in $O(mn)$ time.*

Proof. Each element in the matrix is processed once, with the following operations per element:

- Updating $freq[j]$ (either increment or reset to 0)
- Comparing $freq[j]$ with $check_max_height$
- Incrementing or resetting $counter$
- Updating $found_max_width$, $check_max_width$, and $check_max_height$ when a square is found

All operations are $O(1)$, resulting in total time complexity of $O(mn)$. □

Theorem 4 (Space Complexity). *The algorithm uses $O(n)$ space.*

Proof. The space is dominated by:

- The frequency vector: $freq$ of size n ($O(n)$ space)
- Scalar variables: $found_max_width$, $check_max_width$, $check_max_height$, and $counter$ ($O(1)$ space)

Thus, the total space complexity is $O(n)$. □

Theorem 5 (Computational Lower Bound). *Any algorithm solving the maximal square problem must have a worst-case time complexity of at least $O(mn)$.*

Proof. The lower bound stems from an fundamental computational requirement: to determine the maximal square, every element in the matrix must be examined at least once.

Proof by Contradiction: Suppose an algorithm A could solve the maximal square problem in less than $O(mn)$ time.

- This would imply that some subset of matrix elements remains unexamined.
- Any unexamined region might potentially contain:
 1. The maximal square
 2. Part of the maximal square
 3. Critical information for square boundary detection
- Skipping any matrix element risks:
 - Incorrect square size determination
 - Missing the true maximal square location
 - Generating an invalid or incomplete solution

Therefore, to guarantee the correctness, every element of the matrix must be processed exactly once, requiring $\Omega(mn)$ time complexity.

Key Observation: The linear-time requirement is not an algorithmic limitation but a fundamental computational constraint imposed by the problem’s geometric nature. \square

Corollary 2. *Our proposed frequency-based algorithm achieves the asymptotically optimal worst-case time complexity of $O(mn)$, which is provably minimal for this problem.*

5 Experimental Evaluation

5.1 Methodology

The algorithm benchmarks were performed on binary matrices ranging from 10×10 to 1000×1000 , with densities ranging from 0.1 (sparse) to 0.9 (dense). Edge cases (all zeros, all ones, single row, single column) were also tested on an Intel i5 processor with 16GB DDR4 memory. Each configuration was run 30 times, and the trimmed means were reported as shown in TABLE I and TABLE II.

5.2 Performance Results

Table I shows the detailed performance metrics for various matrix sizes and densities, including standard execution times, user times, speedup, and validity of the results.

Table II summarizes the performance on edge cases.

Table I. Benchmark Results by Matrix Size, Density, and Execution Times

Size	Density	Std Time (ms)	User Time (ms)	Speedup	Same Result?
10x10	0.10	0.002	0.001	1.75×	Yes
10x10	0.30	0.002	0.002	1.41×	Yes
10x10	0.50	0.003	0.001	2.66×	Yes
10x10	0.70	0.003	0.001	3.04×	Yes
10x10	0.90	0.004	0.001	3.73×	Yes
50x50	0.10	0.026	0.018	1.44×	Yes
50x50	0.30	0.042	0.024	1.78×	Yes
50x50	0.50	0.055	0.023	2.43×	Yes
50x50	0.70	0.068	0.021	3.28×	Yes
50x50	0.90	0.085	0.023	3.70×	Yes
100x100	0.10	0.118	0.091	1.29×	Yes
100x100	0.30	0.259	0.138	1.88×	Yes
100x100	0.50	0.338	0.195	1.73×	Yes
100x100	0.70	0.374	0.159	2.36×	Yes
100x100	0.90	0.418	0.145	2.89×	Yes
500x500	0.10	3.046	2.326	1.31×	Yes
500x500	0.30	5.803	3.447	1.68×	Yes
500x500	0.50	8.035	4.098	1.96×	Yes
500x500	0.70	8.705	3.562	2.44×	Yes
500x500	0.90	8.627	3.540	2.44×	Yes
1000x1000	0.10	10.368	7.841	1.32×	Yes
1000x1000	0.30	20.167	11.716	1.72×	Yes
1000x1000	0.50	29.682	14.832	2.00×	Yes
1000x1000	0.70	33.620	13.718	2.45×	Yes
1000x1000	0.90	34.402	14.029	2.45×	Yes

Table II. Edge Case Performance

Case	Std Time (ms)	User Time (ms)	Speedup	Same Result?
Empty	Skipped (empty matrix)	-	-	-
All 0s	0.059	0.059	1.00×	Yes
All 1s	0.315	0.079	3.99×	Yes
Single Row	0.024	0.008	3.10×	Yes
Single Col	0.042	0.008	5.27×	Yes

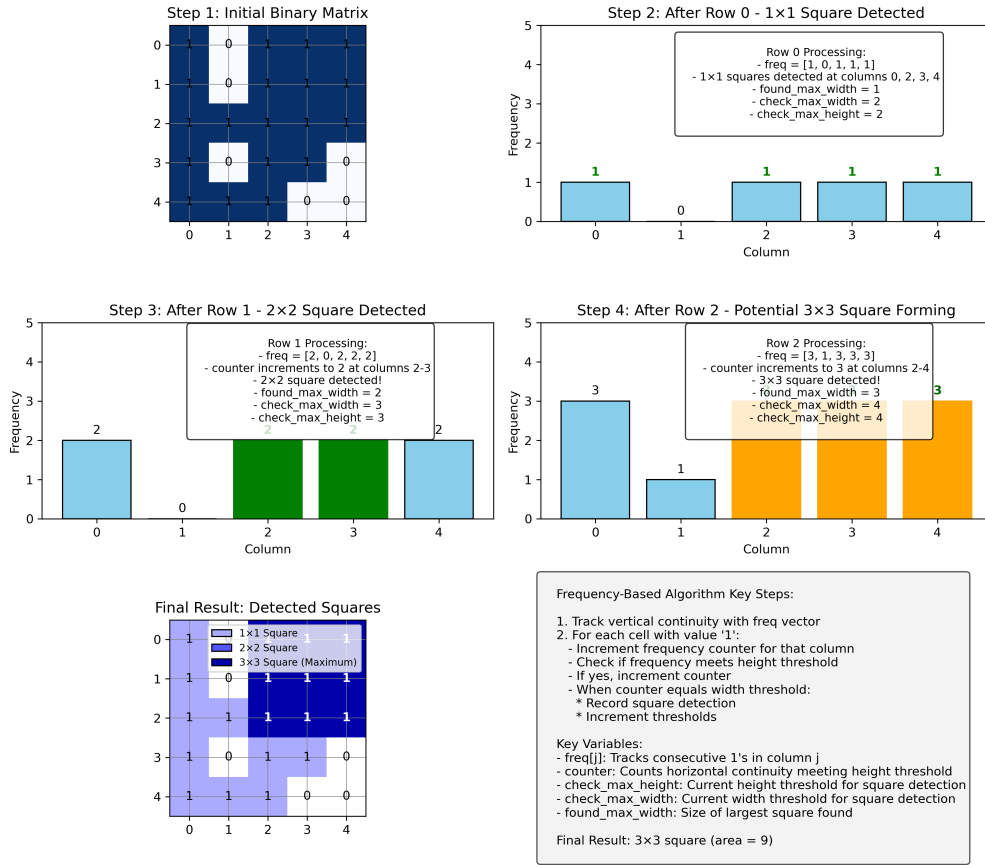


Fig. 1. Visualization of the proposed algorithm.

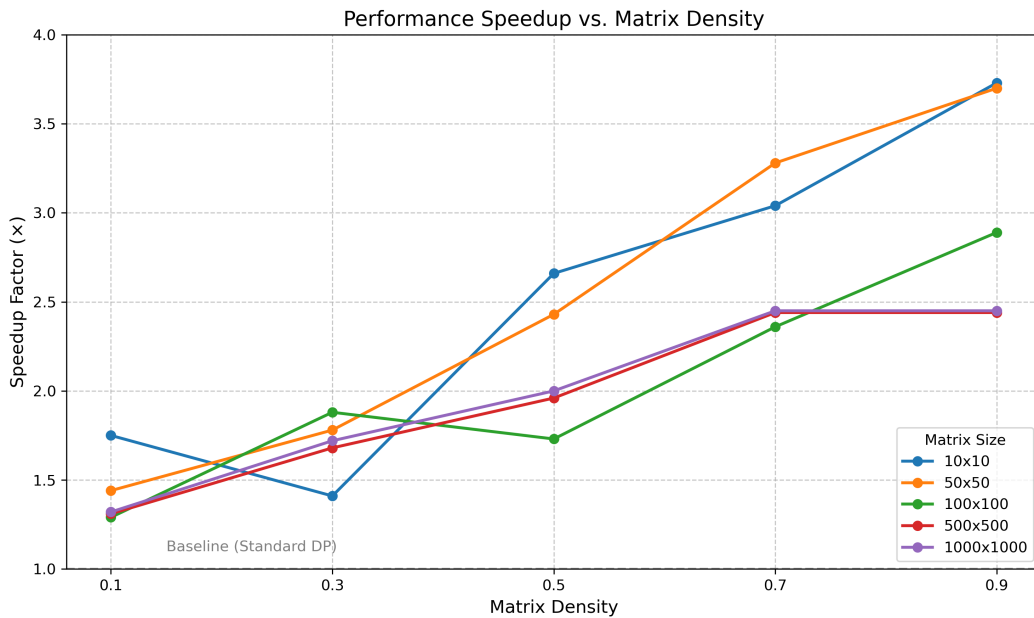


Fig. 2. Speedup versus matrix density.

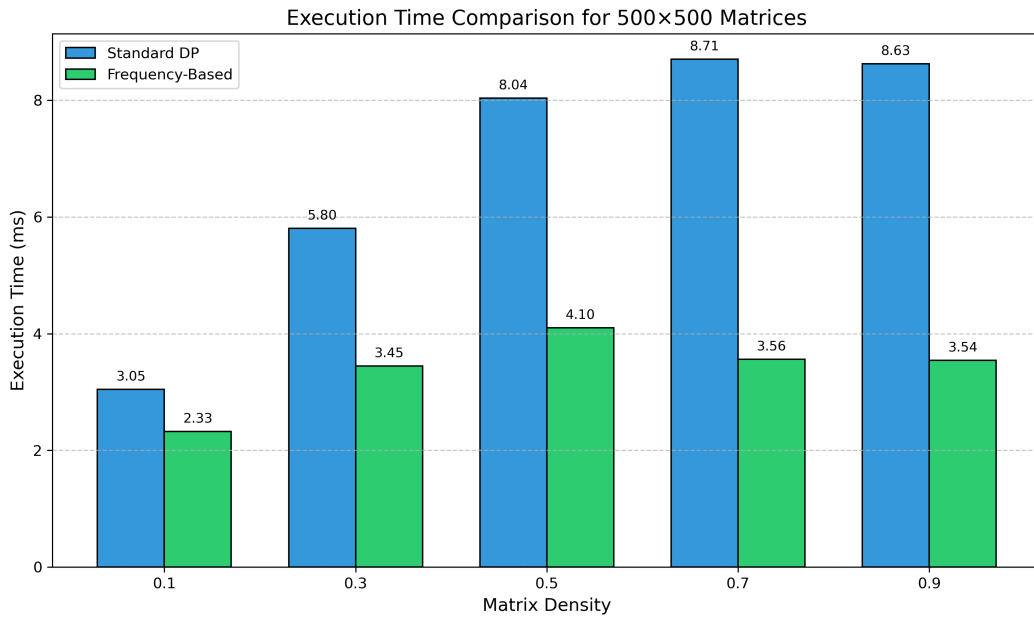


Fig. 3. Execution time comparison for 500x500 Matrices

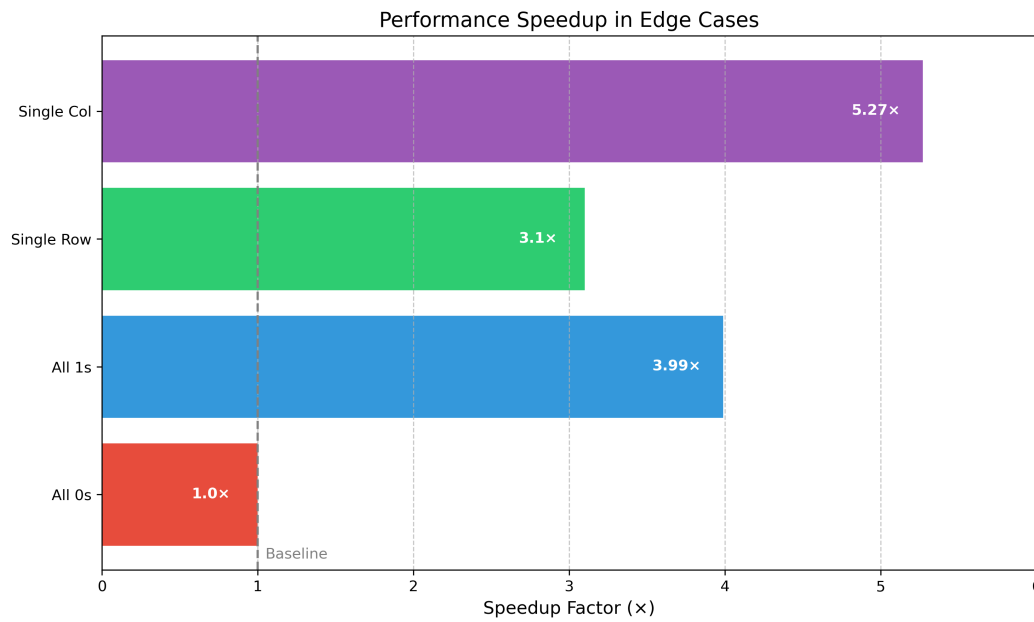


Fig. 4. Speedup achieved in various edge cases.

5.3 Analysis

Key observations include:

- Speedups increase with matrix density (e.g., $2.89\times$ at 90% density vs. $1.29\times$ at 10% for 100x100 matrices), as shown in Fig. 2.
- For both methods, execution time increases with density, but the frequency-driven approach achieves higher speedups in moderate to high-density matrices (≥ 0.5) by effectively reducing redundant computations, as shown in Fig. 3.
- Maximum improvements are observed in edge cases, notably a $5.27\times$ speedup on single-column matrices, as shown in Fig. 4.
- The algorithm consistently outperforms standard DP approaches on large matrices, achieving approximately $2.4\text{--}2.5\times$ speedup for 1000x1000 matrices.

Overall, the improvement in performance is due to the elimination of three-way minimum operations and improved cache utilization from sequential memory access.

6 Discussion and Theoretical Implications

6.1 Computational Paradigm and Dimensional Transformations

The proposed frequency-based algorithm presents a notable breakthrough in reducing computational complexity that offers substantive improvements over traditional dynamic programming methodologies. By redefining spatial pattern detection using frequency-based tracking, we introduce a new computational approach with wide-ranging applications.

6.2 Three-Dimensional Matrix Analysis

Definition 1 (Depth-Continuous Frequency Transformation). *Consider a three-dimensional binary matrix $M \in \{0, 1\}^{\ell \times m \times n}$. We introduce a depth-continuous frequency matrix $f_1 \in \mathbb{N}^{m \times n}$ defined recursively as:*

$$f_1^{(d)}[i][j] = \begin{cases} f_1^{(d-1)}[i][j] + 1, & \text{if } M[d][i][j] = 1 \\ 0, & \text{if } M[d][i][j] = 0 \end{cases} \quad (2)$$

with initialization $f_1^{(0)}[i][j] = M[0][i][j]$, where $d \in \{1, \dots, \ell - 1\}$.

Proposition 1 (Geometric Structure Detection Criterion). *At computational depth d , a $k \times k$ submatrix in $f_1^{(d)}$ with all elements $\geq k$ indicates a valid $k \times k \times k$ geometric structure terminating at depth d .*

Remark 1 (Dimensional Reduction). *The three-dimensional structure detection problem can be effectively reduced to a series of two-dimensional subproblems at each depth layer d . This transformation allows us to leverage efficient matrix algorithms while preserving the spatial and sequential properties of the original structure.*

Example 1 (Multidimensional Structure Validation). Consider the frequency matrix post-depth processing:

$$f_1 = \begin{bmatrix} 3 & 3 & 1 \\ 2 & 3 & 1 \\ 3 & 2 & 0 \end{bmatrix} \quad (3)$$

The 2×2 submatrix spanning rows 1-2 and columns 1-2:

$$\begin{bmatrix} 3 & 3 \\ 2 & 3 \end{bmatrix} \quad (4)$$

Demonstrates critical structural properties:

- Vertical continuity of ≥ 2 computational layers
- Horizontal spatial consistency across 2 consecutive columns
- Depth-wise structural persistence across 2 sequential layers

Thus validating a $2 \times 2 \times 2$ geometric structure within the corresponding three-dimensional computational space.

6.3 Interdisciplinary Applications

The algorithmic framework exhibits remarkable versatility across diverse computational domains:

- **Urban Spatial Dynamics:** Advanced matrix-based methodologies for comprehensive land utilization and urban morphological evolution analysis [4].
- **Environmental Computational Modeling:** Sophisticated spatial pattern recognition techniques in remote sensing data for sustainability and ecological system characterization [5].
- **Medical Image Computational Analysis:** Precision-driven geometric structure detection for advanced medical imaging, facilitating refined tumor segmentation through contiguous region identification in binary representation spaces [6].

6.4 Theoretical Significance

Our approach transcends traditional computational boundaries by:

1. Introducing a transformative frequency-based dimensional reduction strategy
2. Demonstrating computational efficiency through algorithmic simplification
3. Providing a generalizable framework for multidimensional pattern recognition

7 Conclusion

This work presents a frequency-based algorithm for maximal square detection in binary matrices that achieves significant performance improvements over traditional dynamic programming methods, while maintaining optimal asymptotic complexity. Our key contributions are:

- A novel single-pass frequency tracking mechanism

- Theoretical validation through loop-invariant proofs
- Comprehensive experimental verification across diverse matrix configurations

The experimental results demonstrate performance gains of up to $5.27\times$ in specific scenarios, with consistent improvements across various matrix sizes and densities. The algorithm's efficiency extends beyond pure computational advancement, presenting promising applications in urban planning, environmental modeling, and medical image analysis. Future research directions include:

- Generalization to higher-dimensional structures, such as hypercubes, for detecting maximal substructures in multi-dimensional binary arrays.
- Extension to maximal rectangle detection
- Exploration of frequency-based techniques in related geometric computation problems.
- GPU parallelization of the frequency-based approach

By reimagining the computational approach to spatial pattern detection, this work contributes not just an algorithmic solution, but a fundamentally new perspective on matrix analysis.

References

- [1] T. H. Cormen, C. E. Leiserson, R. L. Rivest, and C. Stein, "Introduction to Algorithms," 3rd ed. Cambridge, MA, USA: MIT Press, 2009.
- [2] J. L. Bentley, "Decomposable Searching Problems," *Information Processing Letters*, vol. 8, no. 5, pp. 244–248, 1979.
- [3] M. H. Overmars and J. van Leeuwen, "Maintenance of Configurations in the Plane," *Journal of Computer and System Sciences*, vol. 23, no. 2, pp. 166–204, 1981.
- [4] Batty, M. "The Size, Scale and Shape of Cities," *Science*, vol. 319, no. 5864, pp. 769–771, 2008.
- [5] H. Kaur and P. Garg, "Urban sustainability assessment tools: A review," *Journal of Cleaner Production*, vol. 235, pp. 1269–1283, 2019.
- [6] O. Ronneberger, P. Fischer, and T. Brox, "U-Net: Convolutional Networks for Biomedical Image Segmentation," in *Medical Image Computing and Computer-Assisted Intervention (MICCAI)*, Springer, LNCS, vol. 9351, pp. 234–241, 2015.