

Instruction-Aligned Visual Attention for Mitigating Hallucinations in Large Vision-Language Models

Bin Li^{*,1}, Dehong Gao^{*,2}, Yeyuan Wang¹, Linbo Jin³, Shanqing Yu^{4,5},
Xiaoyan Cai^{†,1}, Libin Yang^{†,2}

¹School of Automation, Northwestern Polytechnical University, Xi'an, Shaanxi, China

²School of Cybersecurity, Northwestern Polytechnical University, Xi'an, Shaanxi, China

³Alibaba Group, Hangzhou, Zhejiang, China

⁴Zhejiang University of Technology, Hangzhou, Zhejiang, China

⁵Binjiang Institute of Artificial Intelligence, Hangzhou, Zhejiang, China

{libin0225, wangyeyuan}@mail.nwpu.edu.cn, {dehong.gdh, xiaoyanc, libiny}@nwpu.edu.cn

yuyi.jlb@alibaba-inc.com, yushanqing@zjut.edu.cn

Abstract—Despite the significant success of Large Vision-Language models (LVLMs), these models still suffer hallucinations when describing images, generating answers that include non-factual objects. It is reported that these models tend to over-focus on certain irrelevant image tokens that do not contain critical information for answering the question and distort the output. To address this, we propose an Instruction-Aligned Visual Attention (IAVA) approach, which identifies irrelevant tokens by comparing changes in attention weights under two different instructions. By applying contrastive decoding, we dynamically adjust the logits generated from original image tokens and irrelevant image tokens, reducing the model's over-attention to irrelevant information. The experimental results demonstrate that IAVA consistently outperforms existing decoding techniques on benchmarks such as MME, POPE, and TextVQA in mitigating object hallucinations. Our IAVA approach is available online at <https://github.com/Lee-lab558/IAVA>.

Index Terms—Hallucinations, Instruction-Aligned Visual Attention, Contrastive Decoding

I. INTRODUCTION

Large Vision Language Models (LVLMs) have recently demonstrated impressive performance in tasks such as image understanding and language generation [1]–[3]. Combining visual and textual information, they have made significant breakthroughs on numerous benchmark tests [4] and are widely applied in fields like image captioning [5], [6] and visual question answering [7]–[9]. However, despite these advances, LVLMs still face the persistent challenge of **hallucination**, which refers to the phenomenon where the model generates plausible yet non-factual contents [10]. This issue not only affects the accuracy and reliability of LVLMs but can also lead to misleading or incorrect results in practical applications, which may undermine their dependability in critical areas such as healthcare [11]–[14] and autonomous driving [15]–[17]. Therefore, mitigating hallucinations and improving the model's ability to perceive reality accurately has become a crucial topic in current research.

* contribute equally to this work and † corresponding authors.

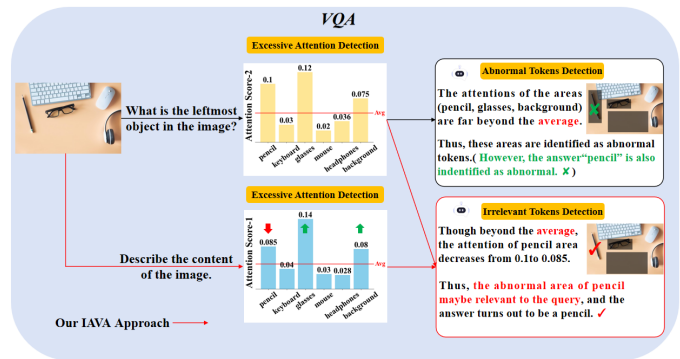


Fig. 1. The irrelevant image tokens selection of our IAVA approach

Many studies have made progress in mitigating model hallucinations. These studies are categorized into three main directions: dataset dehallucination, modalities gap, and output correction [18]. Since dataset dehallucination and output correction approaches usually require external knowledge [19] [20] or additional output processing [21] [22], this paper focuses on the modalities gap approaches, especially contrastive learning-based approaches. These approaches leverage contrastive learning to exploit inconsistencies between positive and negative samples to minimize the modality gap between visual and genuine textual features [18]. By comparing the inconsistencies, the final output probabilities of LVLMs can be adjusted to mitigate hallucinations. Existing studies have shown that models assign abnormally high attention to certain image tokens [23] [24], which means that a few image tokens occupy the majority of the attention. Notably, DAMRO [24] further demonstrated that these abnormal image tokens are partially related to whether the model generates hallucinations. Therefore, existing methods use these abnormal image tokens as negative samples to amplify the model's hallucination effects [23] [24]. Indeed, models tend to overfocus on certain image tokens. As shown in Fig. 1, in the stage of excessive attention detection, only a few image tokens receive

attention scores significantly higher than the average, while the remaining image tokens receive lower attention scores, with a more uniform distribution. However, existing methods have not discussed whether these abnormal image tokens are relevant to the query target, but instead directly use these tokens to generate negative samples, which might constrain the LVLm performance.

To address this gap, we propose a learning-free contrastive decoding approach, called **Instruction-Aligned Visual Attention (IAVA)**. The core of IAVA lies in distinguishing abnormal image tokens as negative samples while ensuring that tokens relevant to the query target are not mistakenly included, even if they receive excessively high attention. As shown in Fig. 1, the previous approach directly selects image tokens with excessively high attention, which may include tokens relevant to the query target. In contrast, our approach introduces an open-ended instruction to compute attention changes under two distinct instructions. This fine-grained information is then used to identify tokens that receive disproportionate attention but are irrelevant to the query. These tokens are ultimately chosen as negative samples. By leveraging contrastive decoding, our approach reduces the influence of irrelevant tokens on the response, adjusts the final output probabilities, mitigates hallucinations, and effectively enhances overall performance. The main contributions of this paper are as follows:

- We observe the phenomenon where LVLms tend to over-focus on certain image tokens and propose using special instructions to amplify the role of prior knowledge, thereby identifying the regions the model is more inclined to focus on.
- We propose the IAVA approach, which focuses on identifying image tokens that occupy excessive attention but do not contain key information useful for answering the question, thus mitigating the impact of these irrelevant tokens and mitigating model hallucinations.
- We conduct extensive experiments on MME, POPE, and TextVQA, comparing our IAVA with existing approaches and achieving significant improvement. On the MME dataset, we achieved the highest overall score, with improvements of approximately 6.9% and 6.6% over the baseline on the LLaVA and InstructBLIP models, respectively. Additionally, the results on the POPE dataset show that our approach achieved optimal performance across nearly all metrics. Finally, on the TextVQA dataset, we also improved the accuracy by approximately 6.9% and 5.4% compared to the baseline.

II. RELATED WORKS

A. Large Vision-Language Models

Large vision-language models (LVLms) have advanced significantly in integrating vision [25] and language [26], demonstrating strong performance in multimodal tasks like image captioning [27]–[29], visual question answering (VQA), and image retrieval [30]–[32]. Representative models (e.g.,

LLaVA-v1.5, InstructBLIP) achieve this by combining pre-trained language models [33], [34] with vision encoders [25], [35] for joint text-image understanding.

Recent research shows that attention mechanisms [36] in LVLms determine which image parts are attended during inference, with attention maps visualizing the model’s regional focus when processing questions. In this context, input instructions (e.g., captions, queries, structured prompts [37], [38]) have gained increasing attention for their significant impact on the model’s attention distribution across image regions.

B. Hallucination in LVLms

With the evolution of Large Vision-Language Models (LVLms), hallucination—defined as generating content misaligned with image inputs—has emerged as a critical challenge. This manifests when models perceive nonexistent objects (e.g., in empty scenes) or describe absent details, thereby compromising output accuracy and posing significant barriers to precision-sensitive applications.

Hallucination in LVLms stems from multiple complex factors [10], [39]. Firstly, constrained visual encoder resolution limits fine-grained detail capture (e.g., backgrounds, object counts) due to computational limitations [40], [41]. Secondly, training data biases from noisy/inconsistent annotations in large-scale datasets promote hallucinations by reinforcing incorrect associations [20], [42]. Finally, dual priors exacerbate the issue: linguistic priors drive content supplementation through language patterns, while visual priors cause token over-focus, leading to misinterpretations [43], [44].

C. Contrastive Decoding

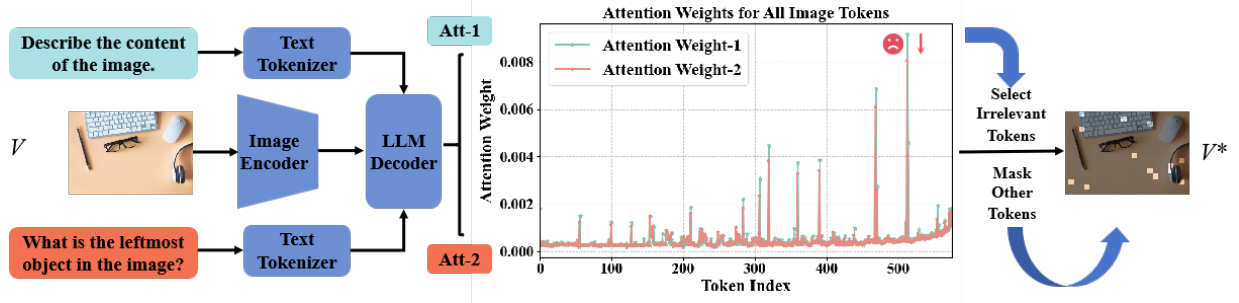
Contrastive decoding techniques have recently made significant strides in mitigating hallucinations in LVLms. The core idea of contrastive decoding is to leverage difference between positive and negative samples to adjust model output probabilities [45], thereby reducing the model’s focus on irrelevant information. This approach has been validated by numerous studies for its effectiveness in reducing hallucinations [46] [47] [48].

Various methods have been explored for selecting negative samples. For example, VCD [46] uses images with added Gaussian noise as negative samples, where the noise introduces greater visual uncertainty. In contrast, M3ID [48] selects pure text inputs as negative samples. Both methods intensify the model’s reliance on linguistic priors, exacerbating hallucination. In our experiments, we also compare M3ID and VCD with our IAVA approach to better demonstrate the effectiveness and feasibility of our approach.

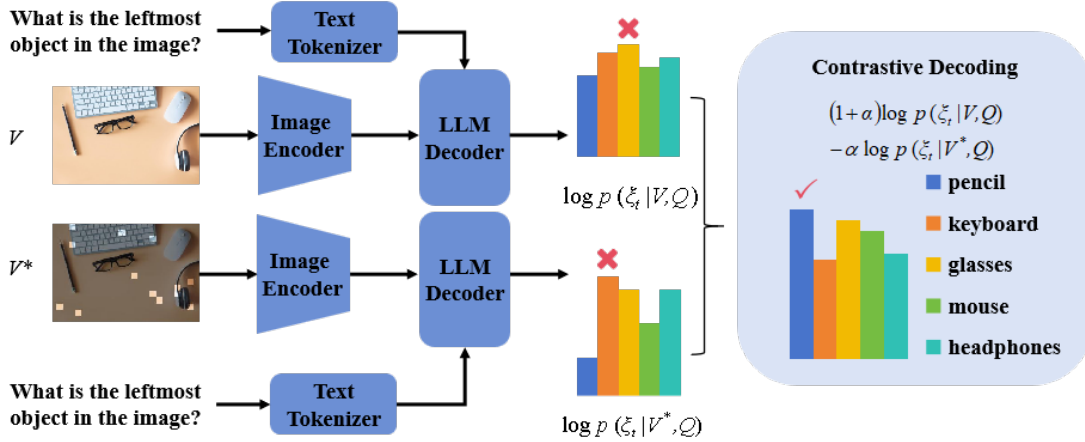
III. METHODOLOGY

A. Overview

The overview of the proposed IAVA approach is illustrated in Fig. 2, of which the core lies in effectively identifying image tokens irrelevant to the query text. To this end, we introduce two instructions to enforce the LVLms to perform two separate attention calculations before generating a response.



(a) Selection of Irrelevant Image Tokens



(b) Contrastive Decoding Process

Fig. 2. Overview of the IAVA framework. (a) Identify which image tokens receive excessive attention but are irrelevant to the query by comparing the model’s attention scores under two different instructions. (b) Use the irrelevant image tokens obtained in (a) and perform contrastive decoding with the original image to mitigate the influence of these tokens.

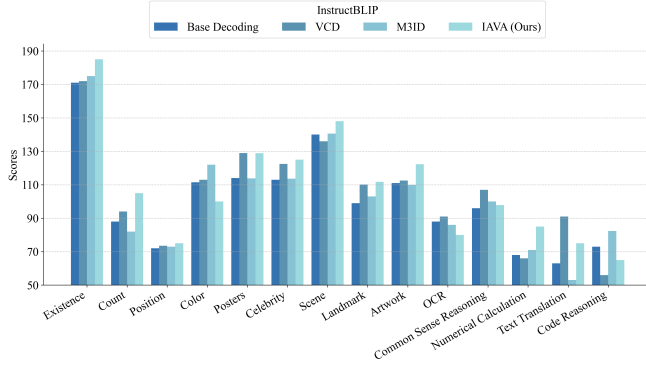
The magnitude and variation of attention scores between these two calculations serve as an irrelevance metric. After identifying the irrelevant image tokens, masking is applied to the original image, filtering to retain only the irrelevant tokens while removing the others. With contrastive decoding, the output probabilities of LVLMs are adjusted, thereby mitigating hallucination effects.

B. Irrelevant Image Tokens

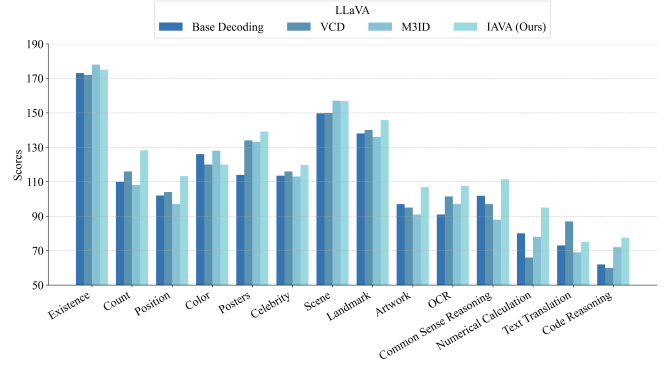
As shown in Fig. 2(a), when selecting image tokens that are irrelevant to the query, we prepare two different instructions. The first instruction uses a general instruction like “Describe the content of the image”, while the second uses the original query as input. In the absence of a specific query, the first general instruction guides the model in broadly describing the image content, and encouraging it to focus on general information rather than the specific target of the query. These tokens typically do not contain information useful for answering a specific question but are instead relevant to the general image content. In this way, we can identify areas where the model might over-focus when describing the image and further assess whether these areas offer critical cues in actual query tasks. Subsequently, with the second instruction (e.g., “What is the leftmost object in the image?”), LVLMs tend

to pay more attention to the provided query. By comparing the attention distributions under these two instructions, we can better understand attention variations, identifying which image tokens are overly focused on when there is no specific query but are irrelevant to the answer when the query is provided. Specifically, the attention distribution under the first instruction reveals potential hallucination regions that the model might focus on in the “free description” mode, while the attention distribution under the second instruction highlights the relevant regions for the actual query. By comparing the differences between the two attention distributions, we can accurately select those irrelevant image tokens, generate negative samples for them, and reduce the influence of these areas in the generation of responses during the subsequent contrastive decoding process to mitigate the impact of hallucination phenomena.

We use the following two conditions to measure which image tokens are irrelevant: (1) the attention score of the image token decreases with the two instructions; (2) the image token receives a high attention score when the general instruction is input. For those image tokens that satisfy both of these conditions, it indicates that they occupy excessive attention but do not contain key information for answering the question, and thus, they are labeled as irrelevant image tokens. We



(a) InstructBLIP



(b) LLaVA-1.5

Fig. 3. Result comparison on MME. The IAVA approach achieved the highest overall score on both models, with the best performance on 10 sub-tasks when using LLaVA, and the best performance on 8 sub-tasks when using InstructBLIP.

first define the attention scores for the general instruction and the actual query as $att_1[idx]$ and $att_2[idx]$, respectively, and compute the mean μ and standard deviation σ of the former as shown in (1) and (2).

$$\mu = \frac{1}{n+1} \sum_{idx=0}^n att_1[idx] \quad (1)$$

$$\sigma = \sqrt{\frac{1}{n+1} \sum_{idx=0}^n (att_1[idx] - \mu)^2} \quad (2)$$

Then, we calculate the attention change for the image token as shown in (3) to obtain $\Delta att[idx]$, and sort it to get $\Delta att^{sort}[i]$, where idx is the original image token index, and i is an adjustable parameter. Finally, the selection rule for irrelevant tokens (it) is given in (4), where λ is also an adjustable parameter, which, together with parameter i , controls the number of irrelevant tokens selected.

$$\Delta att[idx] = att_2[idx] - att_1[idx] \quad (3)$$

$$it[idx] = \{j \mid \Delta att[j] < 0, \Delta att[j] < \Delta att^{sort}[i], att_1[j] > \mu + \lambda\sigma\} \quad (4)$$

C. Contrastive Decoding Process

The irrelevant image tokens are identified in the previous section. With the irrelevant image token, contrastive decoding is introduced to mitigate the hallucination phenomenon. We mask the original image V , keeping only the irrelevant tokens while masking the others, resulting in a masked image V^* which is treated as a negative sample. Contrastive decoding is typically performed during the sampling process in LLMs, where the next predicted token is determined on the basis of the probability distribution in the logit space. As shown in Fig. 2(b), for the same query text Q , we provide both the

original image V and the masked image V^* as input, then predict the next token ξ_t using the (4).

$$\xi_t = \text{Softmax}\{(1 + \alpha)\log_{\theta}p(\xi_t | \xi < t, V, Q) - \alpha\log_{\theta}p(\xi_t | \xi < t, V^*, Q)\} \quad (5)$$

In (4), we compute the original output probability distribution based on V and Q , and the biased output probability distribution based on V^* and Q . Using the negative sample V^* , the model tends to generate hallucinations, increasing the probability of incorrect output. Then we adjust the final output through the contrastive strength parameter α , effectively reducing the likelihood of hallucinations in LVLMS and enhancing the model's performance.

IV. EXPERIMENTS

A. Experimental Settings

1) *Baseline*: Our IAVA approach is evaluated on LLaVA-v1.5 and InstructBLIP, and compared with two contrastive decoding methods: VCD [46] (adding noise to images) and M3ID [48] (using pure text input). These methods, including IAVA, require no additional training or fine-tuning. To demonstrate performance improvements, all enhanced decoding methods are benchmarked against the original models under standard base decoding.

2) *Implementation Details*: The parameter settings during the experiments are as follows. For both models, the random seed is fixed at 42, and the parameter α in the contrastive decoding described in (4) is set to 1. Equation (3) explains the conditions for selecting irrelevant image tokens. For the LLaVA model, which has 576 image tokens, i is set to 292 and λ to 0. For the InstructBLIP model, which has 32 image tokens, i is set to 16 and λ to -0.1.

B. Benchmarks and Experimental Results

Our approach is experimented with three datasets: MME, POPE, and TextVQA. MME consists of 14 sub-tasks, and evaluating these tasks provides a comprehensive assessment of the model's perceptual and cognitive abilities. POPE translates

the hallucination evaluation into a series of binary questions about whether objects are present in the image. The TextVQA dataset is specifically designed for Visual Question-Answering (VQA) tasks, with a particular emphasis on understanding textual information within the image.

As shown in Fig. 3, the experimental results demonstrate that our IAVA approach achieves the highest overall score on the MME dataset. Specifically, when using the InstructBLIP model, IAVA outperforms other approaches in 8 out of the 14 sub-tasks, while with the LLaVA model, it achieves the best performance in 10 sub-tasks. These results highlight the adaptability and robustness of our approach across different tasks and model architectures. Furthermore, Table I presents the experimental results on the POPE dataset, where IAVA consistently achieves superior performance across almost all metrics, demonstrating its effectiveness in mitigating hallucinations and improving response accuracy. The results validate the ability of our method to align visual attention more effectively, making it a reliable solution for enhancing LVLMs in diverse evaluation scenarios. Meanwhile, Table II presents the experimental results of our method on the TextVQA dataset. Compared to the reproduced results of base decoding, our method achieves approximately 7% and 5% improvements on the two models, respectively. It can also be observed that the M3ID approach achieves higher accuracy than ours on the LLaVA model, but our IAVA approach is not far behind. This shows that our approach remains effective even in scenarios that emphasize the understanding of textual information within images.

C. Ablation Study

Since certain image tokens are masked during the generation of negative samples, the visual information contained in the original image is inevitably damaged. To better understand the impact of the IAVA approach on model performance, we

TABLE I
RESULT COMPARISON ON POPE

Setup	Method	InstructBLIP				LLaVA 1.5			
		Acc.	Prec.	Rec.	F1	Acc.	Prec.	Rec.	F1
Random	base	82.27	82.84	81.40	82.11	84.47	83.35	86.13	84.72
	VCD	83.37	83.39	82.60	83.24	84.80	83.00	87.53	85.20
	M3ID	84.37	84.62	84.00	84.31	86.00	85.11	87.27	86.18
	IAVA	86.91	88.45	85.80	87.11	88.04	88.87	87.80	88.33
Popular	base	77.77	74.81	83.73	79.02	82.23	79.72	86.47	82.95
	VCD	78.00	75.12	83.73	79.19	82.27	79.19	87.53	83.15
	M3ID	77.30	74.10	83.93	78.71	82.83	79.62	88.27	83.72
	IAVA	80.97	77.40	87.47	82.13	84.77	82.70	87.93	85.23
Adversarial	base	73.13	69.41	82.60	75.46	77.10	72.57	87.13	79.19
	VCD	75.87	72.85	82.47	77.36	76.10	71.50	86.80	78.41
	M3ID	76.03	72.47	83.93	77.79	77.70	73.23	87.33	79.66
	IAVA	77.93	73.57	87.20	79.80	78.17	73.67	87.67	80.06

TABLE II
RESULT COMPARISON ON TEXTVQA

Method	Accuracy	
	LLaVA 1.5	InstructBLIP
base	43.48%	23.48%
VCD	47.32%	28.22%
M3ID	51.56%	27.23%
IAVA	50.35%	28.84%

adjust the parameter i in (3) to control the number of masked tokens, and test on the MME dataset. The overall score is recorded against different values of i . In this ablation study, InstructBLIP is selected as the experimental model because it uses only 32 image tokens, allowing a comprehensive observation of performance variations with respect to i . The final results are presented in Fig. 4. Based on the variation of the overall score of InstructBLIP on MME as i changes, the following analyses can be made:

According to the conditions measuring which image tokens are irrelevant given in (3), the number of irrelevant image tokens is positively correlated with the parameter i . Specifically, as i decreases, the number of irrelevant tokens decreases as well. However, since the masked images used as negative samples retain only these irrelevant tokens, a small i value results in images that lose substantial visual information. In such cases, the model struggles to extract meaningful information from the image when answering questions, leading to highly unstable performance.

When i is set to a moderate value, the masked images primarily retain visual information irrelevant to the query. These images are ideal as negative samples to effectively disrupt the model’s visual processing. At this stage, the contrast between positive and negative samples achieves its maximum impact, leading to optimal performance. As i continues to increase, the masked regions progressively shrink until they stabilize. During this process, some image tokens that were previously masked and potentially relevant to the query may instead be retained due to the larger i . This change reduces the distance between positive and negative samples, weakens the contrastive effect, and consequently lowers the model’s performance.

The above conclusions demonstrate the rationality of the parameter settings during the experiments. Additionally, the results of the ablation study further validate that our IAVA approach can effectively identify image tokens irrelevant to the query and use them as negative samples, maximizing the distance between positive and negative samples. This ensures the optimal effectiveness of contrastive decoding, leading to a

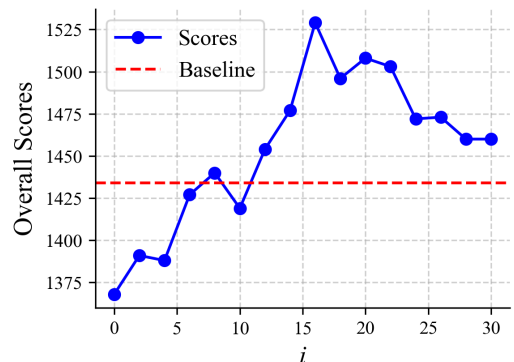


Fig. 4. Result Variation on MME with Parameter i

significant improvement in model performance.

V. CONCLUSION

This paper proposes a novel IAVA approach, which uses two different instructions to identify image tokens that are irrelevant to the query text and mitigates their impact during the decoding stage, aligning the model’s visual attention with the query text. This effectively mitigates the hallucination phenomenon in LVLMS. Our approach adjusts the model’s attention distribution through contrastive decoding, reducing the interference of irrelevant image tokens in generating answers. Experiments on datasets such as MME, POPE, and TextVQA show that IAVA outperforms existing contrastive decoding methods (e.g., VCD and M3ID) in mitigating hallucinations and improving model performance. Our research provides new insights into enhancing the reliability and accuracy of LVLMS, laying the foundation for future improvements.

VI. ACKNOWLEDGEMENTS

This work was supported in part by the National Natural Science Foundation of China under Grants 62372380 and U22B2036, Key Research and Development Program of Shaanxi Province under Grants 2024GX-ZDCYL-01-05, the Natural Science Basic Research Program of Shaanxi under Grants 2024JC-YBMS-513, Key Research and Development Program of Zhejiang Province under Grants 2024C01025, and Key Research and Development Program of Hangzhou under Grants 2024SZD1A23.

REFERENCES

- [1] Haotian Liu, Chunyuan Li, Qingyang Wu, and Yong Jae Lee, “Visual instruction tuning,” in *Neural Information Processing Systems(NIPS)*, 2023.
- [2] Wenliang Dai, Junnan Li, Dongxu Li, Anthony Meng Huat Tiong, Junqi Zhao, Weisheng Wang, Boyang Li, Pascale Fung, and Steven Hoi, “Instructblip: towards general-purpose vision-language models with instruction tuning,” in *Neural Information Processing Systems(NIPS)*, 2024.
- [3] Yeyuan Wang, Dehong Gao, Bin Li, Rujiao Long, Lei Yi, Xiaoyan Cai, Libin Yang, Jinxia Zhang, Shanqing Yu, and Qi Xuan, “Cof: Coarse to fine-grained image understanding for multi-modal large language models,” *arXiv preprint arXiv:2412.16869*, 2024.
- [4] Mingchen Zhuge, Dehong Gao, Deng-Ping Fan, Linbo Jin, Ben Chen, Haoming Zhou, Minghui Qiu, and Ling Shao, “Kaleido-bert: Vision-language pre-training on fashion domain,” in *Proceedings of the IEEE/CVF conference on computer vision and pattern recognition*, 2021, pp. 12647–12657.
- [5] Mingqian Feng, Yunlong Tang, Zeliang Zhang, and Chenliang Xu, “Do more details always introduce more hallucinations in lvlm-based image captioning?,” *arXiv preprint arXiv:2406.12663*, 2024.
- [6] Weihang Wang, Qingsong Lv, Wenmeng Yu, Wenyi Hong, Ji Qi, Yan Wang, Junhui Ji, Zhuoyi Yang, Lei Zhao, Song XiXuan, et al., “Cogvlm: Visual expert for pretrained language models,” *Advances in Neural Information Processing Systems*, vol. 37, pp. 121475–121499, 2024.
- [7] Qi Wu, Damien Teney, Peng Wang, Chunhua Shen, Anthony Dick, and Anton van den Hengel, “Visual question answering: A survey of methods and datasets,” *Computer Vision and Image Understanding*, vol. 163, pp. 21–40, 2017, Language in Vision.
- [8] Ge-Peng Ji, Mingchen Zhuge, Dehong Gao, Deng-Ping Fan, Christos Sakaridis, and Luc Van Gool, “Masked vision-language transformer in fashion,” *Machine Intelligence Research*, vol. 20, no. 3, pp. 421–434, 2023.
- [9] Yufei Ma, Zihan Liang, Huangyu Dai, Ben Chen, Dehong Gao, Zhuoran Ran, Wang Zihan, Linbo Jin, Wen Jiang, Guannan Zhang, et al., “Modula: Mixture of domain-specific and universal lora for multi-task learning,” *arXiv preprint arXiv:2412.07405*, 2024.
- [10] Hanchao Liu, Wenyuan Xue, Yifei Chen, Dapeng Chen, Xiutian Zhao, Ke Wang, Liping Hou, Rongjun Li, and Wei Peng, “A survey on hallucination in large vision-language models,” *arXiv preprint arXiv:2402.00253*, 2024.
- [11] Zhenjie Luo, Zuowei Jiang, Mingyang Wang, Xiaoyan Cai, Dehong Gao, and Libin Yang, “Chatgpt based contrastive learning for radiology report summarization,” *Expert Systems with Applications*, vol. 267, pp. 125827, 2025.
- [12] Xin Mei, Libin Yang, Denghong Gao, Xiaoyan Cai, Junwei Han, and Tianming Liu, “Adaptive medical topic learning for enhanced fine-grained cross-modal alignment in medical report generation,” *IEEE Transactions on Multimedia*, 2025.
- [13] Xin Mei, Libin Yang, Dehong Gao, Xiaoyan Cai, Tianming Liu, and Junwei Han, “Radchat: A radiology chatbot incorporating clinical context for radiological reports summarization,” in *2024 IEEE International Conference on Bioinformatics and Biomedicine (BIBM)*. IEEE, 2024, pp. 2297–2302.
- [14] Xin Mei, Rui Mao, Xiaoyan Cai, Libin Yang, and Erik Cambria, “Medical report generation via multimodal spatio-temporal fusion,” in *Proceedings of the 32nd ACM International Conference on Multimedia*, 2024, pp. 4699–4708.
- [15] Ekim Yurtsever, Jacob Lambert, Alexander Carballo, and Kazuya Takeda, “A survey of autonomous driving: Common practices and emerging technologies,” *IEEE access*, vol. 8, pp. 58443–58469, 2020.
- [16] Jingyuan Zhao, Wenyi Zhao, Bo Deng, Zhenghong Wang, Feng Zhang, Wenxiang Zheng, Wanke Cao, Jinrui Nan, Yubo Lian, and Andrew F Burke, “Autonomous driving system: A comprehensive survey,” *Expert Systems with Applications*, vol. 242, pp. 122836, 2024.
- [17] Tushar Choudhary, Vikrant Dewangan, Shivam Chandhok, Shubham Priyadarshan, Anushka Jain, Arun K Singh, Siddharth Srivastava, Krishna Murthy Jatavallabhula, and K Madhava Krishna, “Talk2bev: Language-enhanced bird’s-eye view maps for autonomous driving,” in *2024 IEEE International Conference on Robotics and Automation (ICRA)*. IEEE, 2024, pp. 16345–16352.
- [18] Wei Lan, Wenyi Chen, Qingfeng Chen, Shirui Pan, Huiyu Zhou, and Yi Pan, “A survey of hallucination in large visual language models,” *arXiv preprint arXiv:2410.15359*, 2024.
- [19] Yanqing Liu, Kai Wang, Wenqi Shao, Ping Luo, Yu Qiao, Mike Zheng Shou, Kaipeng Zhang, and Yang You, “Mllms-augmented visual-language representation learning,” *arXiv preprint arXiv:2311.18765*, 2023.
- [20] Hongyu Hu, Jiyuan Zhang, Minyi Zhao, and Zhenbang Sun, “Ciem: Contrastive instruction evaluation method for better instruction tuning,” *arXiv preprint arXiv:2309.02301*, 2023.
- [21] Shukang Yin, Chaoyou Fu, Sirui Zhao, Tong Xu, Hao Wang, Dianbo Sui, Yunhang Shen, Ke Li, Xing Sun, and Enhong Chen, “Woodpecker: Hallucination correction for multimodal large language models,” *arXiv preprint arXiv:2310.16045*, 2023.
- [22] Shilong Liu, Zhaoyang Zeng, Tianhe Ren, Feng Li, Hao Zhang, Jie Yang, Qing Jiang, Chunyuan Li, Jianwei Yang, Hang Su, et al., “Grounding dino: Marrying dino with grounded pre-training for open-set object detection,” in *European Conference on Computer Vision*. Springer, 2025, pp. 38–55.
- [23] Sangmin Woo, Donguk Kim, Jaehyuk Jang, Yubin Choi, and Changick Kim, “Don’t miss the forest for the trees: Attentional vision calibration for large vision language models,” *arXiv preprint arXiv:2405.17820*, 2024.
- [24] Xuan Gong, Tianshi Ming, Xinpeng Wang, and Zhihua Wei, “DAMRO: Dive into the attention mechanism of LVLm to reduce object hallucination,” in *Empirical Methods in Natural Language Processing(EMNLP)*, 2024, in press.
- [25] Alexey Dosovitskiy, Lucas Beyer, Alexander Kolesnikov, Dirk Weissenborn, Xiaohua Zhai, Thomas Unterthiner, Mostafa Dehghani, Matthias Minderer, Georg Heigold, Sylvain Gelly, Jakob Uszkoreit, and Neil Houlsby, “An image is worth 16x16 words: Transformers for image recognition at scale,” in *International Conference on Learning Representations(ICLR)*, 2021.
- [26] Kaidi Chen, Ben Chen, Dehong Gao, Huangyu Dai, Wen Jiang, Wei Ning, Shanqing Yu, Libin Yang, and Xiaoyan Cai, “General2specialized

- llms translation for e-commerce,” in *Companion Proceedings of the ACM Web Conference 2024*, 2024, pp. 670–673.
- [27] Roberto Castro, Israel Pineda, Wansu Lim, and Manuel Eugenio Morocho-Cayamcela, “Deep learning approaches based on transformer architectures for image captioning tasks,” *IEEE Access*, vol. 10, pp. 33679–33694, 2022.
- [28] Simon Kornblith, Lala Li, Zirui Wang, and Thao Nguyen, “Guiding image captioning models toward more specific captions,” in *International Conference on Computer Vision (ICCV)*, 2023, pp. 15259–15269.
- [29] Liming Xu, Quan Tang, Jiancheng Lv, Bochuan Zheng, Xianhua Zeng, and Weisheng Li, “Deep image captioning: A review of methods, trends and future challenges,” *Neurocomputing*, vol. 546, pp. 126287, 2023.
- [30] Dehong Gao, Linbo Jin, Ben Chen, Minghui Qiu, Peng Li, Yi Wei, Yi Hu, and Hao Wang, “Fashionbert: Text and image matching with adaptive loss for cross-modal retrieval,” in *Proceedings of the 43rd International ACM SIGIR Conference on Research and Development in Information Retrieval*, 2020, pp. 2251–2260.
- [31] Zelong Sun, Dong Jing, Guoxing Yang, Nanyi Fei, and Zhiwu Lu, “Leveraging large vision-language model as user intent-aware encoder for composed image retrieval,” *arXiv preprint arXiv:2412.11087*, 2024.
- [32] Chun-Mei Feng, Yang Bai, Tao Luo, Zhen Li, Salman Khan, Wangmeng Zuo, Xinxing Xu, Rick Siow Mong Goh, and Yong Liu, “Vqa4cir: Boosting composed image retrieval with visual question answering,” *arXiv preprint arXiv:2312.12273*, 2023.
- [33] Wei-Lin Chiang, Zhuohan Li, Zi Lin, Ying Sheng, Zhanghao Wu, Hao Zhang, Lianmin Zheng, Siyuan Zhuang, Yonghao Zhuang, Joseph E. Gonzalez, Ion Stoica, and Eric P. Xing, “Vicuna: An open-source chatbot impressing gpt-4 with 90%* chatgpt quality,” 2023.
- [34] Colin Raffel, Noam Shazeer, Adam Roberts, Katherine Lee, Sharan Narang, Michael Matena, Yanqi Zhou, Wei Li, and Peter J. Liu, “Exploring the limits of transfer learning with a unified text-to-text transformer,” *Journal of Machine Learning Research*, vol. 21, no. 140, pp. 1–67, 2020.
- [35] Alec Radford, Jong Wook Kim, Chris Hallacy, Aditya Ramesh, Gabriel Goh, Sandhini Agarwal, Girish Sastry, Amanda Askell, Pamela Mishkin, Jack Clark, et al., “Learning transferable visual models from natural language supervision,” in *International conference on machine learning*. PMLR, 2021, pp. 8748–8763.
- [36] Meng-Hao Guo, Tian-Xing Xu, Jiang-Jiang Liu, Zheng-Ning Liu, Peng-Tao Jiang, Tai-Jiang Mu, Song-Hai Zhang, Ralph R Martin, Ming-Ming Cheng, and Shi-Min Hu, “Attention mechanisms in computer vision: A survey,” *Computational visual media*, vol. 8, no. 3, pp. 331–368, 2022.
- [37] Kaiyang Zhou, Jingkang Yang, Chen Change Loy, and Ziwei Liu, “Learning to prompt for vision-language models,” *International Journal of Computer Vision*, vol. 130, no. 9, pp. 2337–2348, 2022.
- [38] Aleksandar Shtedritski, Christian Rupprecht, and Andrea Vedaldi, “What does clip know about a red circle? visual prompt engineering for vlms,” in *International Conference on Computer Vision (ICCV)*, 2023, pp. 11987–11997.
- [39] Lei Huang, Weijiang Yu, Weitao Ma, Weihong Zhong, Zhangyin Feng, Haotian Wang, Qianglong Chen, Weihua Peng, Xiaocheng Feng, Bing Qin, and Ting Liu, “A survey on hallucination in large language models: Principles, taxonomy, challenges, and open questions,” *ACM Transactions on Information Systems*, 2024.
- [40] Xiaoyi Dong, Pan Zhang, Yuhang Zang, Yuhang Cao, Bin Wang, Linke Ouyang, Songyang Zhang, Haodong Duan, Wenwei Zhang, Yining Li, et al., “Internlm-xcomposer2-4khd: A pioneering large vision-language model handling resolutions from 336 pixels to 4k hd,” *Advances in Neural Information Processing Systems*, vol. 37, pp. 42566–42592, 2024.
- [41] Runhui Huang, Xinpeng Ding, Chunwei Wang, Jianhua Han, Yulong Liu, Hengshuang Zhao, Hang Xu, Lu Hou, Wei Zhang, and Xiaodan Liang, “Hires-llava: Restoring fragmentation input in high-resolution large vision-language models,” *arXiv preprint arXiv:2407.08706*, 2024.
- [42] Haozhe Zhao, Shuzheng Si, Liang Chen, Yichi Zhang, Maosong Sun, Mingjia Zhang, and Baobao Chang, “Looking beyond text: Reducing language bias in large vision-language models via multimodal dual-attention and soft-image guidance,” *arXiv preprint arXiv:2411.14279*, 2024.
- [43] Zongyu Wu, Yuwei Niu, Hongcheng Gao, Minhua Lin, Zhiwei Zhang, Zhifang Zhang, Qi Shi, Yilong Wang, Sike Fu, Junjie Xu, et al., “Lanp: Rethinking the impact of language priors in large vision-language models,” *arXiv preprint arXiv:2502.12359*, 2025.
- [44] Kang-il Lee, Minbeom Kim, Seunghyun Yoon, Minsung Kim, Dongryeol Lee, Hyukhun Koh, and Kyomin Jung, “Vlind-bench: Measuring language priors in large vision-language models,” *arXiv preprint arXiv:2406.08702*, 2024.
- [45] Yeyuan Wang, Dehong Gao, Lei Yi, Linbo Jin, Jinxia Zhang, Libin Yang, and Xiaoyan Cai, “Enhancing fine-grained vision-language pretraining with negative augmented samples,” *arXiv preprint arXiv:2412.10029*, 2024.
- [46] Sicong Leng, Hang Zhang, Guanzheng Chen, Xin Li, Shijian Lu, Chunyan Miao, and Lidong Bing, “Mitigating object hallucinations in large vision-language models through visual contrastive decoding,” in *Computer Vision and Pattern Recognition (CVPR)*, 2024, pp. 13872–13882.
- [47] Xintong Wang, Jingheng Pan, Liang Ding, and Chris Biemann, “Mitigating hallucinations in large vision-language models with instruction contrastive decoding,” in *Association for Computational Linguistics (ACL)*, 2024, in press.
- [48] Alessandro Favero, Luca Zancato, Matthew Trager, Siddharth Choudhary, Pramuditha Perera, Alessandro Achille, Ashwin Swaminathan, and Stefano Soatto, “Multi-modal hallucination control by visual information grounding,” in *Computer Vision and Pattern Recognition (CVPR)*, 2024, pp. 14303–14312.