

CASE – Condition-Aware Sentence Embeddings for Conditional Semantic Textual Similarity Measurement

Gaifan Zhang¹ Yi Zhou² Danushka Bollegala^{1,3}

¹ University of Liverpool ² Cardiff University ³ Amazon
{sggzhan8,danushka}@liverpool.ac.uk, zhouy131@cardiff.ac.uk

Abstract

The meaning conveyed by a sentence often depends on the context in which it appears. Despite the progress of sentence embedding methods, it remains unclear as how to best modify a sentence embedding conditioned on its context. To address this problem, we propose Condition-Aware Sentence Embeddings (CASE), an efficient and accurate method to create an embedding for a sentence under a given condition. First, CASE creates an embedding for the condition using a Large Language Model (LLM) encoder, where the sentence influences the attention scores computed for the tokens in the condition during pooling. Next, a supervised method is learnt to align the LLM-based text embeddings with the Conditional Semantic Textual Similarity (C-STS) task. We find that subtracting the condition embedding consistently improves the C-STS performance of LLM-based text embeddings by improving the isotropy of the embedding space. Moreover, our supervised projection method significantly improves the performance of LLM-based embeddings despite requiring a small number of embedding dimensions.¹

1 Introduction

Measuring Semantic Textual Similarity (STS) between sentences is a fundamental task in NLP (Majumder et al., 2016). It is also important in training the sentence encoders (Reimers and Gurevych, 2019). Recent approaches, such as contrastive learning, use semantic similarity as an objective to improve the quality of sentence embeddings (Gao et al., 2021). However, measuring sentence similarity is a complex task, which depends on the aspects being considered in the sentences being compared. To address this problem, Deshpande et al. (2023) proposed the C-STS task along with a human-annotated dataset. They designed the

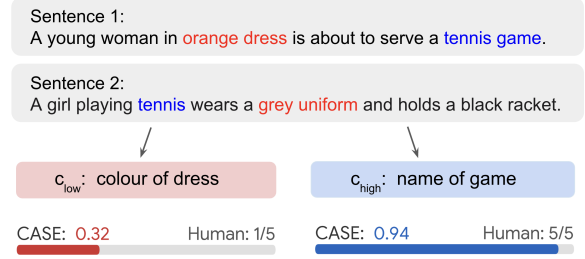


Figure 1: The two conditions focus on different information described in the two sentences. Human annotators rate the two sentences 1–5, indicating a high-level (5) of semantic textual similarity under c_{high} than c_{low} (1). Our proposed condition-aware sentence embedding (CASE) method reports similarity scores that are well-aligned with the human similarity ratings.

C-STS task and the dataset by assigning different conditions (semantic aspects) to each pair of sentences (s_1, s_2), a condition of high similarity c_{high} and a condition of low similarity c_{low} , resulting in different similarity ratings for the same pair of sentences. This reduces subjectivity and ambiguity in the measurement of similarity between two sentences. As shown in Figure 1, human annotators are required to assign different similarity scores under different conditions, rather than a single score as in the traditional STS task. Many real-world applications can be seen as C-STS tasks such as ranking a set of documents retrieved for the same query in Information Retrieval (IR) (Manning et al., 2008), comparing two answers to the same question in Question Answering (QA) (Risch et al., 2021), or measuring the strength of a semantic relation between two entities in Knowledge Graph Completion (KGC) (Yoo et al., 2024; Lin et al., 2024).

We propose **CASE** (Condition-Aware Sentence Embeddings), an efficient two-step method to combine LLM-based sentence encoders and a lightweight supervised projection, to create the embeddings required for the C-STS task (see Figure 2). In the first step, we prompt the LLM encoders to

¹code: <https://github.com/LivNLP/CASE>

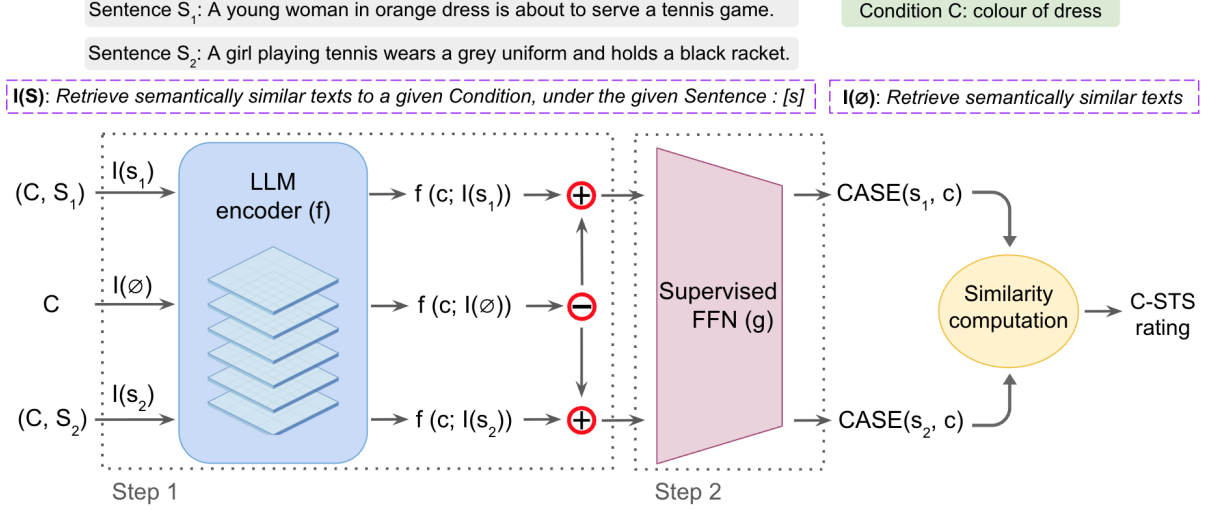


Figure 2: Overview of CASE. An LLM is prompted with $I(s)$ to obtain two separate embeddings $f(c; I(s_1))$ and $f(c; I(s_2))$ for the same condition c for the two sentences s_1 and s_2 . The unconditional embedding $f(c; I(\emptyset))$ is then computed using the prompt $I(\emptyset)$ and subtracted from each of those conditional embeddings. Finally, the embeddings are projected to a lower-dimensional space using a supervised Feed Forward Network (FFN) and their cosine similarity is computed as the C-STs rating.

create the initial embeddings, with an instruction based on conditional semantic similarity to encode the condition given a sentence. Here, the sentence is not encoded explicitly but instead influences the attention scores during token pooling. Compared to Masked Language Model (MLM)-based encoders that have been used in prior work on C-STs, LLM-based encoders can be used as accurate embedding models by direct prompting (Tao et al., 2025). They benefit from large-scale datasets and complex architectures with billions of parameters, excelling for various downstream tasks, as demonstrated by the performance on the MTEB leaderboard (Muenighoff et al., 2023). However, the best way to use LLMs for C-STs remains elusive, as reported by Lin et al. (2024), who showed that decoder-only LLMs often underperform MLM-based embeddings in C-STs benchmarks. Interestingly, we find that our prompt structure “retrieve [condition], given [sentence]” counter-intuitively performs better than “retrieve [sentence], given [condition]”. Furthermore, a post-processing step of subtracting the embedding of the condition significantly improves the performance and isotropy of the embedding space (as shown in §4).

Previous C-STs methods fine-tune sentence encoders (Li et al., 2024; Tu et al., 2024; Yoo et al., 2024; Lin et al., 2024), which is computationally expensive, particularly for LLM encoders due to their significantly larger number of param-

eters ($>1B$), even with parameter-efficient fine-tuning methods. Moreover, LLM encoders produce high-dimensional embeddings (e.g. 4096 for NV-embed-v2 (Lee et al., 2024)) compared to MLM encoders (e.g. 768 for SimCSE (Gao et al., 2021)), posing challenges when storing and computing inner-products between embeddings. To address these issues, the second step of CASE trains a lightweight supervised Feed Forward Network (FFN) ($<5M$) in a bi-encoder setting to fine-tune the embeddings in a lower-dimensional space. Qualitative analysis shows that CASE increases the similarity between a sentence and the information emphasised by a given condition, while decreasing the same for information irrelevant to the condition, as expected.

Our CASE method makes the following contributions:

- It uses the superior semantic capabilities of LLM-based embedding models.
- It avoids fine-tuning or re-training existing encoders by using a lightweight FFN.
- It maintains high performance even with an $8\times$ reduction in dimensionality (e.g., from 4096 to 512).

2 Related Work

Deshpande et al. (2023) proposed the C-STs task and created a dataset containing 18,908 instances where the semantic similarity between two sen-

tences s_1 and s_2 is rated under two conditions c_{high} and c_{low} resulting in, respectively, high vs. low similarity between the two sentences. Moreover, they proposed cross-, bi- and tri-encoder baselines. Cross-encoders consider interactions between all tokens in s_1 , s_2 and c , which are computationally expensive for large-scale comparison due to a lack of pre-computed conditional embeddings. Tri-encoders separately encode s_1 , s_2 and c , and then apply late interactions between the condition’s and each sentence’s embeddings, which are also complex and report suboptimal performance. Bi-encoders overcome those limitations by creating a condition-aware embedding for each sentence and computing C-STs efficiently as their inner-product.

Tu et al. (2024) found multiple issues in the dataset created by Deshpande et al. (2023), such as poorly defined conditions and inconsistent similarity ratings for more than half of the dataset. To address this, Tu et al. (2024) re-annotated the validation split from the original C-STs dataset. Moreover, they proposed a QA-based approach for measuring C-STs by first converting conditions into questions, and then using GPT-3.5 to extract the corresponding answers, which are then compared using their embeddings. This QA formulation depends on multiple decoupled components, such as converting conditions into questions, requiring a decoder LLM to extract answers, and using a separate encoder to generate embeddings, which increases the possibility of propagation of errors between components.

Zhang et al. (2025) further investigated the dataset created by Deshpande et al. (2023) and found issues such as problematic condition statements and inaccurate human annotations. They proposed an LLM-based two-step method to improve the dataset by first refining the condition statements and then re-annotating the ratings, creating a larger scale (14176 instances) dataset of better quality, which we use in our experiments as training data.

Alternative architectures to the tri-encoder and cross-encoder have been explored to capture conditional semantics. Yoo et al. (2024) proposed HyperCL, a tri-encoder using contrastively learnt hypernetwork (Ha et al., 2017) to selectively project the embeddings of s_1 and s_2 according to c . Hypernetworks introduce an external parameter set that is three times larger than that of the SimCSE model used to encode each sentence, requiring an excessively large memory space, which is problematic when processing large sets of sentences. Lin

et al. (2024) proposed a tri-encoder-based C-STs method where they used routers and heavy-light attention (Ainslie et al., 2023) to select the relevant tokens to a given condition. Liu et al. (2025) proposed a conditional contrastive learning method for C-STs, introducing a weighted contrastive loss with a sample augmentation strategy. Li et al. (2024) proposed a cross-encoder approach, which predicts C-STs scores, without creating conditional embeddings. They used a token re-weighting strategy by computing two cross-attention matrices between (s_1, s_2) and c , which are subsequently used to compute the correlations for the sentence or condition tokens. Although the aforementioned methods improve the performance of cross-encoder and tri-encoder-based C-STs measurement, they still underperform bi-encoders.

Li and Li (2024) proposed BeLLM, which uses backward dependency to enhance LLMs by learning embeddings from uni- to bi-directional attention layers. They fine-tuned the LLaMA2-7B model with their method on the C-STs dataset, outperforming previously proposed fine-tuned models. In particular, they designed a prompt template for this task: “*Given the context [condition], summarise the sentence [sentence] in one word:*”. They then extracted embeddings from the hidden states of the generated output and used these embeddings to measure sentence similarity. Their results showed that larger model sizes and backward dependencies contribute to the fine-tuning effects. In contrast to our CASE, which uses LLM encoders, they use decoder-only LLMs. Moreover, we do not require token generation and therefore are not restricted to single-word summarisation. Additionally, we find that the reversed structure (“*given [sentence], retrieve [condition]*”) performs better.

Yamada and Zhang (2025) proposed an unsupervised conditional text embedding method that uses a causal LLM. Specifically, they use the input prompt “*Express this text [sentence] in one word in terms of [condition],*” and compute the cosine similarity of the last token’s hidden state as the C-STs score. They further validated that instruction-tuned models outperform their non-instruction-tuned counterparts. Similarly, our CASE leverages prompt-based LLM encoders to generate conditional embeddings, yet achieves performance comparable to the best supervised bi-encoder settings in a low-dimensional space.

3 Condition-Aware Sentence Embeddings

An overview of our proposed method is shown in Figure 2, which consists of two-steps. In the first step (§ 3.1), we create two separate embeddings for the condition considering each of the two sentences, one at a time, in the instruction prompt shown to an LLM. Note that it is the condition that is being encoded and the tokens in the sentence (similar to all other tokens in the instruction) are simply modifying the attention scores computed for the tokens in the condition. Intuitively, it can be seen as each sentence *filling* some missing information required by the condition. However, note that the embeddings obtained from LLMs are not necessarily aligned with the C-STS task. Therefore, in the second step (§ 3.2), we learn a projection layer using the training split from the C-STS dataset. Finally, the C-STS between two sentences is computed as the cosine similarity between the corresponding projected embeddings.

3.1 Extracting Embeddings from LLMs

Given an LLM-based encoder, f , we create a d -dimensional embedding that captures the semantic relationship between a sentence s and a condition c . There are two ways to formulate the input:

1. **Encode the condition given the sentence**, denoted by $f(c; I(s))$. Here, I is an instruction template that takes c as an argument. We use the following prompt template as $I(s)$ — *Retrieve semantically similar texts to a given Condition, given the Sentence : [s]*, where we substitute s in the placeholder [s]. Next, we provide c as the input text to be encoded by the LLM following the instruction $I(s)$. Finally, the token embeddings of c are aggregated according to one of the pooling methods to create $f(c; I(s))$ (different pooling methods are discussed in Appendix D).
2. **Encode the sentence given the condition**, denoted by $f(s; I(c))$. Here we swap the sentence and the condition in the above formulation, recalling that both s and c are text strings. In particular, as shown later in our experiments (§ 4.2), comparing the embedding for c created given s_1 and s_2 results in better performance on the C-STS benchmark for all LLM encoders. For this reason, we keep the best-performing $f(c; I(s))$ in Figure 2 and our method for subsequent experiments. This

is because s_1 and s_2 will also contain information irrelevant to c , which will affect the cosine similarity computed between $f(s_1; I(c))$ and $f(s_2; I(c))$. On the other hand, the cosine similarity between $f(c; I(s_1))$ and $f(c; I(s_2))$ is a more accurate estimate of C-STS between s_1 and s_2 under c because it is purely based on contextualised representation shifts of c conditioned on s_1 and s_2 separately.

Condition statements contain their own intrinsic semantics (e.g., the phrase *colour of dress*), which is irrelevant when distinguishing specific semantic values based on sentences (e.g., *orange* vs. *grey*). To address this problem, we introduce a post-processing step of subtracting the embedding of the condition to reduce the effect of tokens in the condition that are irrelevant to the sentence, thereby consistently improving the accuracy of the condition-aware embeddings. Specifically, we use the prompt $I(\emptyset)$ *Retrieve semantically similar texts* to obtain the embedding of a condition c , and denote this by $f(c; I(\emptyset))$. As we see later in our experiments, by subtracting $f(c; I(\emptyset))$ from $f(c; I(s))$, we improve the performance on the C-STS task and the isotropy of embeddings. This first step is fully unsupervised and a zero-shot prompt template is used as I .

3.2 Supervised Projection Learning

The LLM embeddings computed in § 3.1 has two main drawbacks. First, although LLMs are typically trained on massive text collections and instruction-tuned for diverse tasks (Muennighoff et al., 2023), their performance on C-STS tasks have been poor (Lin et al., 2024). As seen from our condition-aware prompt template, an LLM must be able to separately handle a variable condition statement and a fixed instruction. This setup is different from most tasks on which LLMs are typically trained on, where the instruction remains fixed across all inputs. Second, relative to MLMs-based sentence embeddings, LLMs produce much higher dimensional embeddings, which can be problematic due to their memory requirements (especially when operating on a limited GPU memory) and the computational cost involved in inner-product computations. In tasks such as dense retrieval, we must compare millions of documents against a query to find the nearest neighbours under strict latency requirements, and low-dimensional embeddings are preferable.

To address the above-mentioned drawbacks, we propose a supervised projection learning method. Specifically, we freeze the model parameters of the LLM and use a FFN layer that takes $f(c; I(s))$ as the input and returns a k -dimensional ($k \leq d$) embedding $g(f(c; I(s); \theta))$, where θ denotes the learnable parameters of the FFN. Finally, we define $\text{CASE}(s, c)$ as the projection of the offset between the conditional and the unconditional embeddings of c under s , given by,

$$\text{CASE}(s, c) = g(f(c; I(s)) - f(c; I(\emptyset)); \theta) \quad (1)$$

We use the human-annotated similarity ratings r in the C-STs train instances \mathcal{D} to learn θ . Specifically, we minimise the squared error between the human ratings and the cosine similarity computed using the corresponding CASE as given by (2).

$$\sum_{(s_1, s_2, c, r) \in \mathcal{D}} (\cos(\text{CASE}(s_1, c), \text{CASE}(s_2, c)) - r)^2 \quad (2)$$

Here, \cos denotes the cosine similarity between the projected embeddings. We use Adam optimiser (Kingma and Ba, 2014) to find the optimal θ that minimises the loss given by (2). Recall that only the FFN parameters are updated during this projection learning step, while keeping the parameters of the LLM fixed, which makes it extremely efficient. Using the learnt projection, we compute the C-STs between s_1 and s_2 under c as the cosine similarity between the embeddings $\text{CASE}(s_1, c)$ and $\text{CASE}(s_2, c)$.

4 Experiments and Results

To evaluate the effectiveness of the LLM-based and MLM-based sentence embeddings as described in § 3, we use six sentence encoders, out of which three are LLM-based: *NV-Embed-v2* (4096 dimensional **NV**), *SFR-Embedding-Mistral* (4096 dimensional **SFR**), *gte-Qwen2-7B-instruct* (3584 dimensional **GTE**) and three are MLM-based: *Multilingual-E5-large-instruct* (1024 dimensional **E5**), *sup-simcse-roberta-large* (1024 dimensional **SimCSE_large**), and *sup-simcse-bert-base-uncased* (768 dimensional **SimCSE_base**). Further details provided in Appendix A.

We evaluate model performance on different pooling methods, prompt settings, and sentence constructions. Moreover, we evaluate the supervised methods of linear and non-linear FFNs. Both the linear and non-linear FFNs are Siamese bi-encoders with weight-sharing. As explained in

Model	sent/cond?	Spear.
NV	sent - c	16.98
	sent	22.07
	cond - c	37.61
	cond	33.85
SFR	sent - c	19.54
	sent	11.89
	cond - c	20.44
	cond	18.32
GTE	sent - c	7.16
	sent	7.16
	cond - c	20.40
	cond	16.58
E5	sent - c	11.08
	sent	3.77
	cond - c	15.37
	cond	6.07
SimCSE_large	CONC($s + c$)	5.59
	CONC($c + s$)	4.00
	CONC($s + c$) - c	8.32
	CONC($c + s$) - c	8.58
SimCSE_base	CONC($s + c$)	4.37
	CONC($c + s$)	1.25
	CONC($s + c$) - c	7.05
	CONC($c + s$) - c	6.00

Table 1: Spearman scores for different sentence embedding models and encoding settings.

§ 3.2, they take $f(c; I(s_1))$ and $f(c; I(s_2))$ as the input embeddings, and return the projected embeddings $\text{CASE}(s_1, c)$ and $\text{CASE}(s_2, c)$ as the outputs, which can be compared using a similarity metric such as the cosine similarity.

Linear FFN performs a linear transformation:

$$\mathbf{z} = \mathbf{W}\mathbf{e} \quad (3)$$

where $\mathbf{W} \in \mathbb{R}^{d' \times d}$ is the learned projection matrix.

Our non-linear FFN is a one-layer FFN with a activation function LeakyReLU:

$$\mathbf{z}' = \text{Dropout}(\text{LeakyReLU}(\mathbf{W}'\mathbf{e})) \quad (4)$$

A dropout layer is applied to reduce any overfitting (Hinton et al., 2012). Hyperparameters are tuned on a held-out validation set. We select a learning rate of 10^{-3} and a batch size of 512. The dropout rate is set to 15% for non-linear FFN. Appendix B provides the ablation study for the architectures of FFNs.

To address annotation errors in the original C-STs dataset such as ambiguous and invalid conditions, Tu et al. (2024) re-annotated the original validation set. Zhang et al. (2025) further identified the issues on both condition statements and

Model	$I_{\text{iso}} (-c)$	I_{iso}
NV	0.9611	0.9471
SFR	0.9463	0.9266
GTE	0.9490	0.9310
E5	0.8906	0.8368
SimCSE_base	0.9461	0.9297
SimCSE_large	0.9499	0.9406

Table 2: I_{iso} values for each model. The left column of $I_{\text{iso}} (-c)$ lists values with the post-processing step of subtracting the embedding of condition c . I_{iso} values close to 1 indicate high isotropy.

ratings. They improved the dataset by first revising the condition statements and then re-annotating the similarity ratings for both the training and validation sets. To conduct a more accurate and reliable evaluation, we use the most recent revised and cleaned datasets by Zhang et al. (2025).² We split their validation set 70% vs. 30% randomly to a validation set of 1983 instances and a test set of 851 instances. In this C-STs dataset, there are 14176 unique instances with 4383 unique conditions. As for each sentence pair (s_1, s_2), there are two conditions (c_{high} and c_{low}). There are 7088 unique sentence pairs, of which 5719 pairs have unique condition pairs ($c_{\text{high}}, c_{\text{low}}$). In other words, 19.3% of the sentence pairs share their conditions with other sentence pairs.

We use a single p3.24x1 EC2 instance (8x V100 GPUs) for learning sentence embeddings, and a separate NVIDIA RTX A6000 GPU for supervised projection learning. Pytorch 2.0.1 with cuda 11.7 is used for FFN projection. These settings are fixed across all experiments. For reducing 4096-dimensional LLM-based sentence embeddings to 512-dimensional, training a non-linear FFN for CASE takes less than 1 minute (wall-clock time).

4.1 Evaluation Metrics

We evaluate the performance of a sentence encoder by the Spearman correlation coefficient between the cosine similarity scores computed using the embeddings produced by an encoder and the human similarity ratings on the test set.

4.2 C-STs Measurement

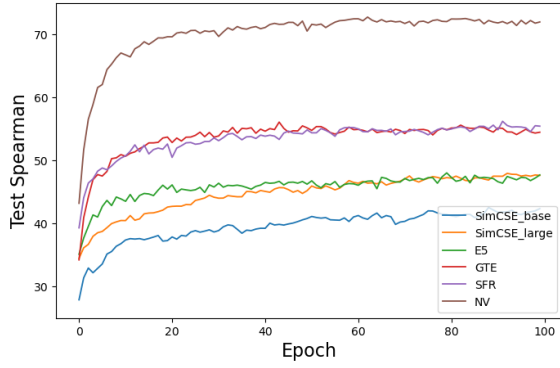
To generate CASE, we apply different ways to construct the prompt for LLM-based embeddings

and to concatenate the condition and sentence for MLM-based embeddings. For LLM embeddings, we have two main settings: (a) $\text{cond} = f(c; I(s))$, where we encode the condition given the sentence, and (b) $\text{sent} = f(s; I(c))$, where we encode the sentence given the condition as explained in §3.1. For MLM embeddings, we evaluate the two settings: (a) $\text{CONC}(c + s)$, where we concatenate sentence after the condition, and (b) $\text{CONC}(s + c)$, where we concatenate condition after the sentence. For each setting, we evaluate the effect of subtracting the condition embedding, $c = f(c; I(\emptyset))$.

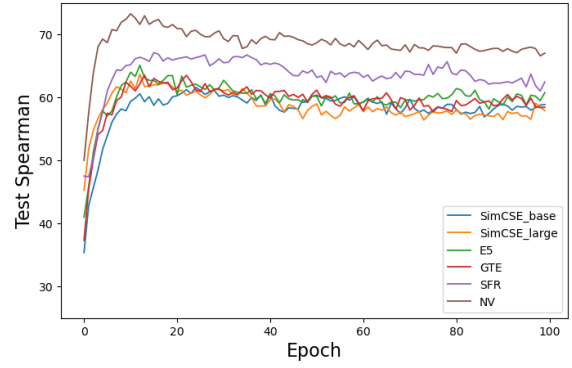
The test performance for different settings and models are shown in Table 1. For LLM embeddings, **cond** consistently reports higher Spearman correlation than **sent**, suggesting that embedding the condition given the sentence is more effective for C-STs measurement than embedding the sentence given the condition. Moreover, we see that subtracting c further improves performance across all settings. The former approach reduces the noise due to the tokens in a sentence, which are irrelevant to the given condition. For MLM-based embeddings, subtracting c also improves performance. This operation removes the sentence-independent components of the condition, thereby isolating the contrastive semantics — the aspects of the condition that are actually altered by the sentence. As a result, CASE focuses on the semantic variation between the two sentences under the given condition, rather than the redundant information shared across all condition phrases.

Additionally, we discovered that subtracting c in a post-processing step improves isotropy of the embeddings (full details in Appendix C). We use the approximated isotropy metric I_{iso} (Durdy et al., 2023) as a numerically stable method to measure isotropy. I_{iso} is estimated by randomly sampling unit vectors on the hypersphere and computing the ratio of their minimum to maximum alignment with the embeddings across random directions. Table 2 shows that the post-processing step of subtracting the condition c gives higher I_{iso} values, indicating the improvement of isotropy. This makes subtle semantic differences between sentences under a given condition more distinguishable. This is in-line with prior work reporting a positive correlation between isotropy and improved performance in embedding models (Rajae and Pilehvar, 2022; Su et al., 2021). The effect of pooling method on performance is discussed in Appendix D, where we find the **latent** pooling in NV to perform best.

²<https://huggingface.co/datasets/LivNLP/C-STs-Reannotated>



(a) Test Spearman for linear FFN



(b) Test Spearman for non-linear FFN

Figure 3: Spearman correlation on test set for different models over training steps with dimensionality 512. The y -axes of both subfigures are aligned, facilitating a direct comparison of the Spearman coefficients across the two line charts, with the same colour for the same model. Best viewed in colour.

Model	Non-linear FFN	Linear FFN
NV	74.94	73.55
SFR	68.36	59.02
GTE	64.16	55.88
E5	65.07	48.25
SimCSE_large	63.64	48.15
SimCSE_base	61.52	42.22

Table 3: Spearman correlation of embedding models with supervised methods at reduced dimensionality 512.

Method	Spearman	dim	#params
Deshpande et al.			
w/ SimCSE-large	79.51	1024	354.3M
w/ SimCSE-base	72.12	768	124.1M
CASE			
w/ non-linear FFN	74.94	512	2.1M

Table 4: Comparison of Spearman correlation, embedding dimensionality, and trainable parameters of previously proposed methods and our CASE. #params denotes the number of trainable parameters.

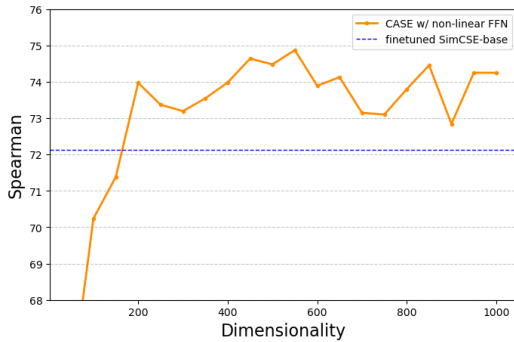


Figure 4: Spearman correlation coefficients of our CASE for NV embeddings on the test set over different dimensionalities. The horizontal dashed line represents the performance of fine-tuned SimCSE-base (768-dimensional).

Therefore, we use the (cond $-c$) setting (which reports the best performance) for the six sentence encoders to conduct the subsequent experiments.

We show the training curves for our supervised FFNs in Figure 3. Overall, the non-linear FFNs achieve significantly higher Spearman correlation than the linear FFNs. Moreover, non-linear FFNs converge faster, typically reaching their peak per-

formance within 20 epochs. The performance of the linear FFNs, gradually increases and eventually converges as the training progresses. NV consistently performs the best for both linear and non-linear FFNs.

We compare sentence encoders in Table 3 for a fixed (i.e. 512) dimensional projection from their original embeddings. NV obtains the highest Spearman coefficient across all sentence encoders and supervised methods. GTE and SFR also achieve high Spearman coefficients under the non-linear FFNs. SimCSE_large and SimCSE_base have the lowest Spearman coefficients. Overall, we see that LLM-based embeddings perform better than the MLM-based embeddings on the C-STs task. Importantly, all embeddings are projected to the same lower dimensionality.

To study how the performance of the proposed CASE varies with the dimensionality of the supervised projection, we plot the Spearman correlation measured on the test split of the C-STs dataset in Figure 4 using NV embeddings. Because we are specifically interested in examining how CASE performs in the low-dimensional regime, which is

s1: Young woman in orange dress about to serve in tennis game, on blue court with green sides. s2: A girl playing tennis wears a gray uniform and holds her black racket behind her. cos(s1, s2) 0.5006 → 0.9016			
Condition 1: color of the dress Answer 1: orange Answer 2: gray Rating: 1 cos(s1, s2; c1) 0.4757 → 0.2522 cos(s1, orange; c1) 0.1986 → 0.3551 cos(s2, gray; c1) 0.0559 → 0.6061		Condition 2: name of the game Answer 1: tennis Answer 2: tennis Rating: 5 cos(s1, s2; c2) 0.6233 → 0.9660 cos(s1, tennis; c2) 0.1135 → 0.6448 cos(s2, tennis; c2) 0.0983 → 0.6426	
s1: Two snow skiers with ski poles and snow skis, standing on top of a mountain with other skiers around them. s2: A skier stands alone at the top of a snowy slope with blue skies and mountains in the distance. cos(s1, s2) 0.6318 → 0.7702			
Condition 1: number of person Answer 1: two Answer 2: one Rating: 1 cos(s1, s2; c1) 0.6358 → 0.2788 cos(s1, two; c1) -0.0970 → 0.7014 cos(s2, one; c1) 0.0227 → 0.7953		Condition 2: type of job Answer 1: skier Answer 2: skier Rating: 5 cos(s1, s2; c2) 0.7502 → 0.9539 cos(s1, skier; c2) 0.2488 → 0.8016 cos(s2, skier; c2) 0.3409 → 0.8032	
s1: A bunch of people standing around at the beach with a kite in the air. s2: a beach scene with a beach chair decorated with the Canadian Flag and surfers walking by with their surfboards cos(s1, s2) 0.3988 → 0.5350			
Condition 1: type of hobby Answer 1: kite flying Answer 2: surf Rating: 1 cos(s1, s2; c1) 0.4386 → 0.4886 cos(s1, kite flying; c1) 0.3457 → 0.7717 cos(s2, surf; c1) 0.1034 → 0.6665		Condition 2: type of location Answer 1: beach Answer 2: beach Rating: 5 cos(s1, s2; c2) 0.4825 → 0.8582 cos(s1, beach; c2) 0.2254 → 0.7281 cos(s2, beach; c2) 0.1129 → 0.6703	

Table 5: Example of similarity scores for two conditions applied to the same sentence pair, based on non-linear FFN with dimensionality 512 on NV-Embed-v2 (NV). The table shows how supervised FFN improves the CASE for C-STs task. $\cos(\cdot, \cdot)$ denotes cosine similarity. Answer 1 and Answer 2 refer to the corresponding answers for Sentence 1 and Sentence 2 under conditions. The predicted similarity scores before and after applying supervised FFN are listed on the left and right of the arrow. That is, the similarity score for original high-dimensional LLM-based embeddings is on the left of the arrow, while the similarity score for CASE is on the right.

attractive from a computational viewpoint, we consider dimensionalities in range [50, 1000]. Moreover, as a reference, we plot the performance of the previously proposed bi-encoder model by (Deshpande et al., 2023) for the SimCSE-base model, which is the smallest dimensional (768) encoder used in their work. From Figure 4 we see that for dimensionalities greater than 200, CASE consistently outperforms SimCSE-base bi-encoder. This result has practical implications because it shows that we can reduce the high dimensionality of LLMs-based (NV) embeddings from 4096 to 512 with an 8X compression, while preserving its high performance. This result is consistent with Matryoshka Representation Learning (MRL) (Kusupati et al., 2022), where they show that small-dimensional embeddings can maintain high performance in downstream tasks. MRL is applicable with our MLM and LLM embeddings to further reduce the dimensionality, while our FFNs project embeddings into a specific lower dimensionality rather than the nested granularities of MRL. Our results show that embeddings can be efficiently compressed in the bi-encoder setting on the C-STs task.

We compare CASE against the best bi-encoder

models with fine-tuned SimCSE by Deshpande et al. (2023). As shown in Table 4, our proposed CASE with non-linear FFN achieves 74.9% Spearman correlation, outperforming fine-tuned SimCSE_base while using only 2.1M trainable parameters and a 512-dimensional embedding space. Compared with SimCSE_large, CASE maintains 94% of its performance, but requires 50% fewer dimensions and only 0.6% of its trainable parameters. This highlights that CASE is a simple but efficient method.

4.3 Case Study

To further illustrate how CASE captures condition-dependent semantics, Table 5 presents qualitative examples. Similarity scores are computed and compared for three sentence pairs for the original high-dimensional LLM-based embeddings and low-dimensional trained CASE. By comparing the similarity scores with and without the supervised projection, we can evaluate the ability of CASE to focus on the condition-related information. Compared to the unconditional similarity between the two sentences, conditional similarities scores computed using NV embeddings align well with the

Method	Spearman	Dim
<i>Qwen3-8B (frozen)</i>		
w/o FFN	24.59	4096
w/ FFN (CASE)	71.64	512
<i>Qwen3-8B (LoRA fine-tuned)</i>		
w/o FFN	79.91	4096
w/ FFN	79.11	512

Table 6: Comparison of fine-tuning. We report the Spearman correlation of the original and LoRA fine-tuned Qwen3-8B encoders, both with and without our supervised non-linear FFN.

human ratings. For example, in the top row in Table 5, we see that the unconditional similarity between the two sentences reduces from 0.5006 to 0.4747 under c_1 , while increasing to 0.6233 under c_2 . Moreover, the conditional similarities are further appropriately amplified by CASE using the supervised projection (i.e. decreasing to 0.2522 under c_1 , while increasing to 0.9660 under c_2). Specifically, CASE reduces the similarity between the two sentences under the lower-rated condition, while increasing the same under the high-rated condition.

We also treat the conditions as questions for sentences and extract the relevant information as answers to compare whether CASE can focus on the condition-related information. The overall similarity trend is consistent with the actual ratings. For all sentence and answer pairs, the similarity scores increase after supervised projection. This demonstrates that CASE can effectively capture the shift in conditional meaning between sentences under different conditions.

4.4 Comparison with Fine-tuning LLM Encoders

We investigate the effects of fine-tuning LLM encoders using LoRA (Hu et al., 2022), and compare its performance with our CASE method. Specifically, we use the high-performing encoder *Qwen3-Embedding-8B (Qwen3-8B)*³ in the MTEB leaderboard. The encoder uses a 4096-dimensional embedding space with last-token pooling. We fine-tune the Qwen3-8B on the C-STs dataset with Pearson correlation loss computed over the cosine similarities. For the LoRA configuration, we use a rank $r = 32$, a scaling factor $\alpha = 32$, and a dropout rate of 0.05. Adaptation is applied to the

query, key, value, and output projection layers of the attention mechanism. Fine-tuning Qwen3-8B requires over four hours of wall-clock time on two NVIDIA A100 (80GB) GPUs. In contrast, CASE learns a supervised FFN on pre-computed embeddings and completes training in under one minute on a single NVIDIA RTX A6000 GPU (approximately 10 seconds on an A100). Moreover, LoRA fine-tuning of 8B-scale models requires substantial memory for model loading and activation storage, often necessitating at least 24 GB of GPU memory in practical settings, while CASE supervision requires negligible GPU memory usage (<1 GB).

Table 6 shows the results. Without fine-tuning, applying our CASE method to the frozen Qwen3-8B yields a Spearman correlation of 71.64 after the supervised FFN. While fine-tuning the full encoder achieves a higher Spearman correlation of 79.91, it comes with substantial computational costs. Our CASE method achieves 90% of the performance of the fine-tuned Qwen3-8B in a lightweight and resource-efficient setting. Additionally, applying our supervised FFN to the fine-tuned embeddings allows an $8\times$ dimensionality reduction in the embeddings (from 4096 to 512), while retaining 99% of the performance.

5 Conclusion

We propose CASE, a method for computing the semantic textual similarity between two sentences under a given condition. CASE encodes the condition under a sentence, and then subtracts the embedding of the condition in a post-processing step. Our experimental results show that LLM embeddings consistently outperform MLM embeddings for C-STs. Moreover, we introduce an efficient supervised projection learning method to improve the performance in C-STs while projecting embeddings to lower-dimensional spaces for efficient similarity computations.

Acknowledgements

Danushka Bollegala holds concurrent appointments as a Professor at the University of Liverpool and as an Amazon Scholar at Amazon. This paper describes work performed at the University of Liverpool and is not associated with Amazon.

6 Limitations

Our evaluations cover only English, which is a morphologically limited language. To the best of

³<https://huggingface.co/Qwen/Qwen3-Embedding-8B>

our knowledge, C-STS datasets have not been annotated for languages other than English, which has forced all prior work on C-STS to conduct experiments using only English data. However, the sentence encoders we used in our experiments support multiple languages. Therefore, we consider it to be an important future research direction to create multilingual datasets for C-STS and evaluate the effectiveness of our proposed method in multilingual settings.

There is a large number of sentence encoders (over 18,000 sentence encoders as in January 2026 evaluated in Hugging Face Hub⁴). However, due to computational limitations, we had to select a subset covering the best performing (top-ranked on MTEB leaderboard at the time of writing) models for our evaluations.

7 Ethical Concerns

We did not collect or annotate any datasets in this project. Instead, we use existing C-STS datasets annotated and made available by [Deshpande et al. \(2023\)](#), [Tu et al. \(2024\)](#), and [Zhang et al. \(2025\)](#). To the best of our knowledge, no ethical issues have been raised regarding those datasets.

We use multiple pre-trained and publicly available MLM- and LLM-based sentence encoders ([Kaneko and Bollegala, 2021](#)). Both MLMs and LLMs are known to encode unfair social biases such as gender or racial biases. We have not evaluated how such social biases would be influenced by the CASE learning method proposed in this work. Therefore, we consider it would be important to measure the social biases in CASE created in this work before they are deployed in real-world applications.

References

- Joshua Ainslie, Tao Lei, Michiel de Jong, Santiago Ontanon, Siddhartha Brahma, Yury Zemlyanskiy, David Uthus, Mandy Guo, James Lee-Thorp, Yi Tay, Yun-Hsuan Sung, and Sumit Sanghai. 2023. [CoLT5: Faster long-range transformers with conditional computation](#). In *Proceedings of the 2023 Conference on Empirical Methods in Natural Language Processing*, pages 5085–5100, Stroudsburg, PA, USA. Association for Computational Linguistics.
- Ameet Deshpande, Carlos Jimenez, Howard Chen, Vishvak Murahari, Victoria Graf, Tanmay Rajpurohit, Ashwin Kalyan, Danqi Chen, and Karthik Narasimhan. 2023. [C-STS: Conditional semantic](#)
- [textual similarity](#). In *Proceedings of the 2023 Conference on Empirical Methods in Natural Language Processing*, pages 5669–5690, Singapore. Association for Computational Linguistics.
- Samantha Durdy, Michael W. Gaultois, Vladimir Gusev, Danushka Bollegala, and Matthew J. Rosseinsky. 2023. [Metrics for quantifying isotropy in high dimensional unsupervised clustering tasks in a materials context](#). *Preprint*, arXiv:2305.16372.
- Tianyu Gao, Xingcheng Yao, and Danqi Chen. 2021. [SimCSE: Simple contrastive learning of sentence embeddings](#). In *Proceedings of the 2021 Conference on Empirical Methods in Natural Language Processing*, pages 6894–6910, Stroudsburg, PA, USA. Association for Computational Linguistics.
- David Ha, Andrew M Dai, and Quoc V Le. 2017. [HyperNetworks](#). In *International Conference on Learning Representations*.
- Geoffrey E. Hinton, Nitish Srivastava, Alex Krizhevsky, Ilya Sutskever, and Ruslan R. Salakhutdinov. 2012. [Improving neural networks by preventing co-adaptation of feature detectors](#). *Preprint*, arXiv:1207.0580.
- Edward J Hu, Yelong Shen, Phillip Wallis, Zeyuan Allen-Zhu, Yuanzhi Li, Shean Wang, Lu Wang, and Weizhu Chen. 2022. [LoRA: Low-rank adaptation of large language models](#). In *International Conference on Learning Representations*.
- Masahiro Kaneko and D Bollegala. 2021. [Unmasking the mask - evaluating social biases in masked language models](#). *National Conference on Artificial Intelligence*, pages 11954–11962.
- Diederik P Kingma and Jimmy Ba. 2014. [Adam: A method for stochastic optimization](#). *Int Conf Learn Represent*, abs/1412.6980.
- Aditya Kusupati, Gantavya Bhatt, Aniket Rege, Matthew Wallingford, Aditya Sinha, Vivek Ramanujan, William Howard-Snyder, Kaifeng Chen, Sham Kakade, Prateek Jain, et al. 2022. Matryoshka representation learning. In *Advances in Neural Information Processing Systems*.
- Chankyu Lee, Rajarshi Roy, Mengyao Xu, Jonathan Raiman, Mohammad Shoeybi, Bryan Catanzaro, and Wei Ping. 2024. [Nv-embed: Improved techniques for training llms as generalist embedding models](#). *arXiv preprint arXiv:2405.17428*.
- Baixuan Li, Yunlong Fan, and Zhiqiang Gao. 2024. [SEAVAR: Attention reallocation for mitigating distractions in language models for conditional semantic textual similarity measurement](#). In *Findings of the Association for Computational Linguistics: EMNLP 2024*, pages 78–95, Stroudsburg, PA, USA. Association for Computational Linguistics.

⁴<https://huggingface.co/models>

- Xianming Li and Jing Li. 2024. [BeLLM: Backward dependency enhanced large language model for sentence embeddings](#). In *Proceedings of the 2024 Conference of the North American Chapter of the Association for Computational Linguistics: Human Language Technologies (Volume 1: Long Papers)*, pages 792–804, Mexico City, Mexico. Association for Computational Linguistics.
- Ziyong Lin, Quansen Wang, Zixia Jia, and Zilong Zheng. 2024. [Varying sentence representations via condition-specified routers](#). In *Proceedings of the 2024 Conference on Empirical Methods in Natural Language Processing*, pages 17390–17401, Stroudsburg, PA, USA. Association for Computational Linguistics.
- Xinyue Liu, Zeyang Qin, Zeyu Wang, Wenxin Liang, Linlin Zong, and Bo Xu. 2025. Conditional semantic textual similarity via conditional contrastive learning. In *Proceedings of the 31st International Conference on Computational Linguistics*, pages 4548–4560.
- Goutam Majumder, Partha Pakray, Alexander Gelbukh, and David Pinto. 2016. Semantic textual similarity methods, tools, and applications: A survey. *Computación y Sistemas*, 20(4):647–665.
- Christopher D Manning, Prabhakar Raghavan, and Hinrich Schütze. 2008. *Introduction to Information Retrieval*. Cambridge University Press.
- Niklas Muennighoff, Nouamane Tazi, Loic Magne, and Nils Reimers. 2023. [MTEB: Massive text embedding benchmark](#). In *Proceedings of the 17th Conference of the European Chapter of the Association for Computational Linguistics*, pages 2014–2037, Dubrovnik, Croatia. Association for Computational Linguistics.
- Sara Rajaei and Mohammad Taher Pilehvar. 2022. [An isotropy analysis in the multilingual BERT embedding space](#). In *Findings of the Association for Computational Linguistics: ACL 2022*, pages 1309–1316, Dublin, Ireland. Association for Computational Linguistics.
- Nils Reimers and Iryna Gurevych. 2019. [Sentence-BERT: Sentence embeddings using Siamese BERT-networks](#). In *Proceedings of the 2019 Conference on Empirical Methods in Natural Language Processing and the 9th International Joint Conference on Natural Language Processing (EMNLP-IJCNLP)*, pages 3980–3990, Stroudsburg, PA, USA. Association for Computational Linguistics.
- Julian Risch, Timo Möller, Julian Gutsch, and Malte Pietsch. 2021. [Semantic answer similarity for evaluating question answering models](#). In *Proceedings of the 3rd Workshop on Machine Reading for Question Answering*, pages 149–157, Stroudsburg, PA, USA. Association for Computational Linguistics.
- Jianlin Su, Jiarun Cao, Weijie Liu, and Yangyiwen Ou. 2021. [Whitening sentence representations for better semantics and faster retrieval](#). *Preprint*, arXiv:2103.15316.
- Chongyang Tao, Tao Shen, Shen Gao, Junshuo Zhang, Zhen Li, Kai Hua, Wenpeng Hu, Zhengwei Tao, and Shuai Ma. 2025. [LLMs are also effective embedding models: An in-depth overview](#). *Preprint*, arXiv:2412.12591.
- Jingxuan Tu, Keer Xu, Liulu Yue, Bingyang Ye, Kyeongmin Rim, and James Pustejovsky. 2024. [Linguistically conditioned semantic textual similarity](#). In *Proceedings of the 62nd Annual Meeting of the Association for Computational Linguistics (Volume 1: Long Papers)*, pages 1161–1172, Stroudsburg, PA, USA. Association for Computational Linguistics.
- Kosuke Yamada and Peinan Zhang. 2025. [Out-of-the-box conditional text embeddings from large language models](#). *Preprint*, arXiv:2504.16411.
- Young Yoo, Jii Cha, Changhyeon Kim, and Taeuk Kim. 2024. [Hyper-CL: Conditioning sentence representations with hypernetworks](#). In *Proceedings of the 62nd Annual Meeting of the Association for Computational Linguistics (Volume 1: Long Papers)*, pages 700–711, Bangkok, Thailand. Association for Computational Linguistics.
- Gaifan Zhang, Yi Zhou, and Danushka Bollegala. 2025. [Annotating training data for conditional semantic textual similarity measurement using large language models](#). In *Proceedings of the 2025 Conference on Empirical Methods in Natural Language Processing*, pages 27015–27027, Suzhou, China. Association for Computational Linguistics.

Supplementary Materials

A Models

To evaluate the effectiveness of the LLM-based and MLM-based sentence embeddings as described in § 3, we apply six sentence encoders, out of which three are LLM-based: *NV-Embed-v2* (4096 dimensional and uses latent pooling) (**NV**)⁵, *SFR-Embedding-Mistral* (4096 dimensional and uses average pooling) (**SFR**)⁶, *gte-Qwen2-7B-instruct* (3584 dimensional and uses last token pooling) (**GTE**)⁷ and three are MLM-based: *Multilingual-E5-large-instruct* (1024 dimensional and uses average pooling) (**E5**)⁸, *sup-simcse-roberta-large* (1024 dimensional and uses last token pooling) (**SimCSE_large**)⁹, and *sup-simcse-bert-base*

⁵<https://huggingface.co/nvidia/NV-Embed-v2>

⁶<https://huggingface.co/Salesforce/SFR-Embedding-Mistral>

⁷<https://huggingface.co/Alibaba-NLP/gte-Qwen2-7B-instruct>

⁸<https://huggingface.co/intfloat/multilingual-e5-large-instruct>

⁹<https://huggingface.co/princeton-nlp/sup-simcse-roberta-large>

Activation	w/ Dropout	w/o Dropout
Linear FFN (4096→512)		
	72.90	73.55
Two-layer Non-linear FFN (4096→1024→512)		
ReLU	73.93	71.47
GeLU	67.66	69.06
SiLU	69.33	69.58
LeakyReLU	74.05	73.29
One-layer Non-linear FFN (4096→512)		
ReLU	73.27	71.56
GeLU	71.05	70.56
SiLU	71.08	71.13
LeakyReLU	74.94	71.16

Table 7: Ablation study comparing Linear and Non-linear FFNs. Numbers in parentheses indicate layer dimensions.

uncased (786 dimensional and uses last token pooling) (**SimCSE_base**)¹⁰.

B Ablation Study for Supervised FFN

Table 7 provides the ablation study of linear and non-linear FFN, using NV as a representative model (for other encoders, we observe similar trends). We assess the impact of including a dropout layer. For non-linear FFN, we further compare the effects of different activation functions (ReLU, GeLU, SiLU, LeakyReLU) and the number of layers (one, two). Note that based on preliminary experiments, we set the dropout rate to 20% for the Linear FFN and 15% for the Non-linear FFNs as the best configuration. Additionally, for two-layer non-linear FFNs, the intermediate layer dimension is set to 1024, which performs best among the candidate set {256, 768, 1024, 2048, 8192}.

Linear FFN without dropout gives higher performance than that with dropout, with a Spearman correlation of 73.55. For non-linear FFNs, one-layer FFNs generally outperform two-layer FFNs by 1-3 points. Additionally, introducing a dropout layer improves the performance, probably by reducing the impact of overfitting. Among the four activation functions, LeakyReLU yields the best results for both two-layer and one-layer FFNs, achieving a Spearman correlation over 74. Consequently, we proceed with the linear FFN (without dropout) and the non-linear FFN (one layer, activation function LeakyReLU, dropout of 15%) for the subsequent experiments.

¹⁰<https://huggingface.co/princeton-nlp/sup-simcse-bert-base-uncased>

Model	Embedding Type	Mean	Std
NV	cond - c	0.407	0.084
	cond	0.492	0.067
SFR	cond - c	0.537	0.055
	cond	0.708	0.021
GTE	cond - c	0.489	0.067
	cond	0.696	0.036
E5	cond - c	0.542	0.056
	cond	0.897	0.010
SimCSE_base	CONC($c + s$) - c	0.254	0.095
	CONC($c + s$)	0.347	0.088
SimCSE_large	CONC($c + s$) - c	0.248	0.110
	CONC($c + s$)	0.333	0.085

Table 8: Cosine similarity to mean vector: comparing mean and standard deviation of two embedding types across three LLM-based and three MLM-based models.

C Isotropy of Embeddings

We first use the embedding-to-mean cosine similarity distribution to measure the isotropy of the embeddings. Given a set of embeddings $S = \{x_1, x_2, \dots, x_n\}$, we first compute the mean embedding vector $\mu = \frac{1}{n} \sum_{i=1}^n x_i$. Then, for each embedding $x_i \in S$, we compute its cosine similarity with the mean vector μ , i.e., $\cos(x_i, \mu) = \frac{x_i^\top \mu}{\|x_i\| \|\mu\|}$. The distribution of these embedding-to-mean cosine similarities is then analysed to characterise the embedding space – a distribution sharply peaked near 1 indicates anisotropy, whereas a broader, more uniform distribution suggests a more isotropic geometry.

From Table 8, Figure 5, and Figure 6, we see that the embeddings after subtracting c have a lower mean cosine similarity to the mean vector and a higher standard deviation, indicating that they are more spread out in the embedding space. In contrast, the embeddings without subtracting c are more clustered around a central direction (higher mean, lower standard deviation), reflecting anisotropy, a tendency for vectors to concentrate in a narrow region. Therefore, embeddings after subtracting c tend to be more isotropic, indicating better distributional diversity.

We use an efficient approximation method to compute the isotropy (Durdy et al., 2023). Given a normalized embedding matrix $E \in \mathbb{R}^{n \times d}$ where each row represents a unit vector, instead of computing the eigenvectors of the covariance matrix, we randomly sample k unit vectors u_1, u_2, \dots, u_k

Model	$I_{\text{iso}} (-c)$	I_{iso}
NV	0.9611	0.9471
SFR	0.9463	0.9266
GTE	0.9490	0.9310
E5	0.8906	0.8368
SimCSE_base	0.9461	0.9297
SimCSE_large	0.9499	0.9406

Table 9: Isotropy values I_{iso} for each model. The left column of $I_{\text{iso}} (-c)$ lists values with post-processing step of subtracting the condition c .

from the unit hypersphere \mathbb{S}^{d-1} . For each sampled direction \mathbf{u}_i , we compute the function $F(\mathbf{u}_i) = \sum_{j=1}^n \exp(\mathbf{e}_j^\top \mathbf{u}_i)$, where \mathbf{e}_j represents the j -th embedding vector. The estimated isotropy is then defined as the ratio between the minimum and maximum values of F , given by (5).

$$I_{\text{iso}} \approx \frac{\min_{i \in 1, \dots, k} F(\mathbf{u}_i)}{\max_{i \in 1, \dots, k} F(\mathbf{u}_i)} \quad (5)$$

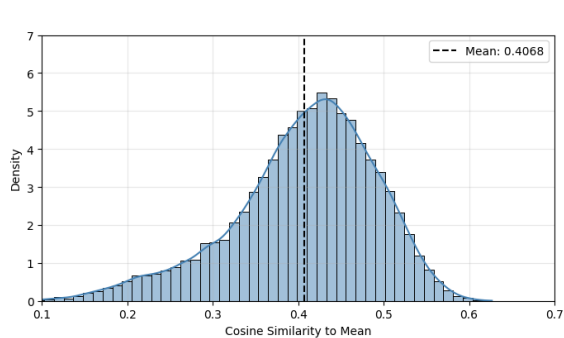
I_{iso} values close to 1 indicates that the embedding space shows high isotropy where vectors are uniformly distributed in all directions in the high-dimensional space instead of clustering in some small number of dominant directions. In contrast, when I_{iso} approaches 0, it means a significant anisotropy in the embedding space. We use $k = 1000$ random directions to compute the approximation of isotropy. Table 9 shows that the post-processing step of subtracting the condition c gives higher I_{iso} values, indicating the improvement of isotropy. Intuitively, when the embedding space is isotropic it becomes easier to differentiate between smaller similarity differences, thus improving the C-STs estimation.

D Full Results for all Models

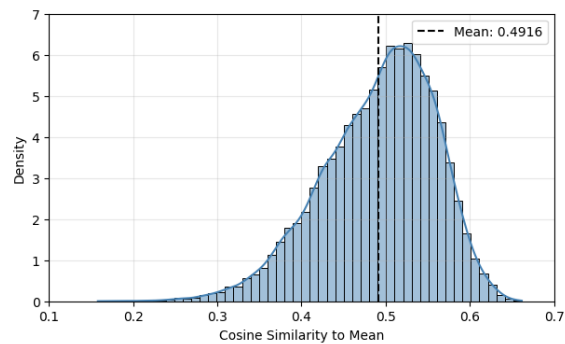
Each LLM encoder has its own optimal pooling method, recommended by the original authors of those models. From Table 10 we see that the performance varies significantly depending on the pooling method being used, while the latent attention pooling used in NV reporting the best results. Note that NV does not support **last** or **average** pooling, while **latent** pooling is not supported by the other models.

Model	Pooling	sent/cond?	Spear.
NV	latent	sent - c	16.98
	latent	sent	22.07
	latent	cond - c	37.61
	latent	cond	33.85
SFR	last	sent - c	11.88
	last	sent	-0.18
	last	cond - c	19.28
	last	cond	13.00
	average	sent - c	19.54
	average	sent	11.89
	average	cond - c	20.44
	average	cond	18.32
GTE	last	sent - c	7.16
	last	sent	7.16
	last	cond - c	20.40
	last	cond	16.58
	average	sent - c	13.01
	average	sent	11.34
	average	cond - c	17.87
	average	cond	18.42
E5	average	sent - c	11.08
	average	sent	3.77
	average	cond - c	15.37
	average	cond	6.07
	last	sent - c	9.28
	last	sent	0.49
	last	cond - c	8.90
	last	cond	3.05
SimCSE_large	CONC($s + c$)		5.59
	CONC($c + s$)		4.00
	CONC($s + c$) - c		8.32
	CONC($c + s$) - c		8.58
SimCSE_base	CONC($s + c$)		4.37
	CONC($c + s$)		1.25
	CONC($s + c$) - c		7.05
	CONC($c + s$) - c		6.00

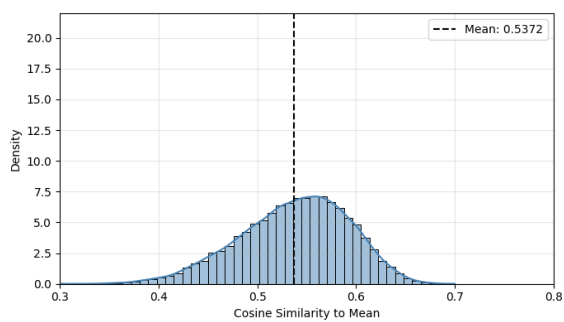
Table 10: Spearman scores for sentence embedding models. The original dimensionality of each model is indicated in parentheses. **latent** denotes latent attention pooling for NV, whereas **last** and **average** correspond to last token pooling and average pooling, respectively.



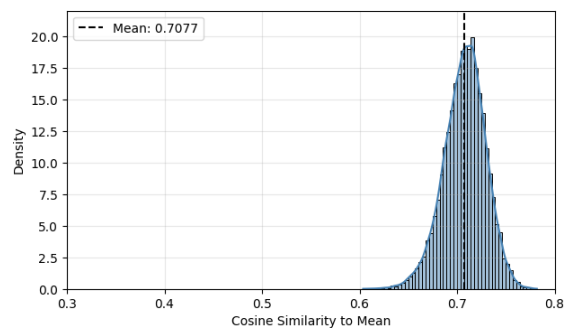
(a) NV: cond - c



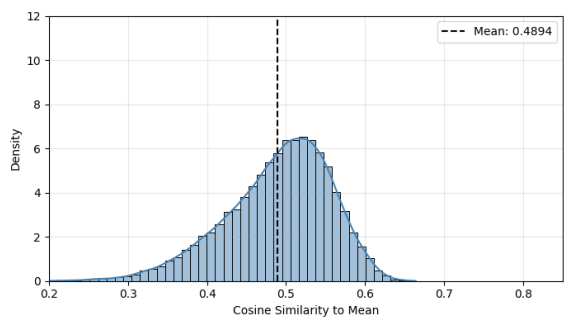
(b) NV: cond



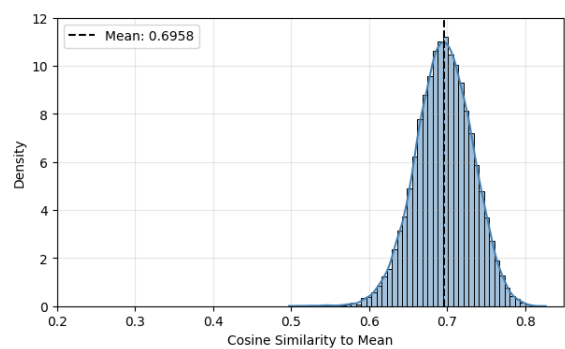
(c) SFR: cond - c



(d) SFR: cond

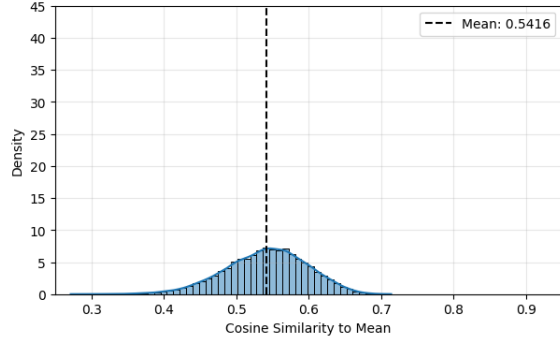


(e) GTE: cond - c

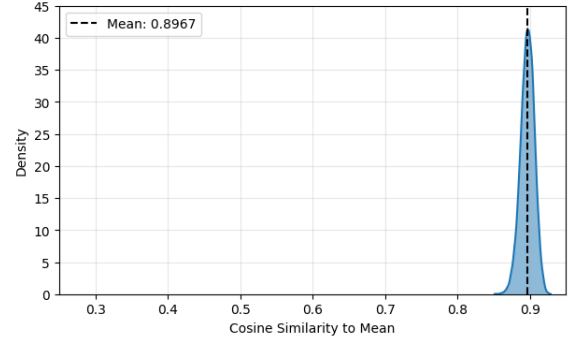


(f) GTE: cond

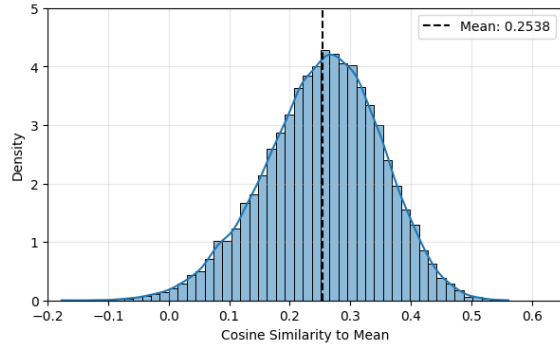
Figure 5: Embeddings-to-mean cosine similarity distributions across three LLM-based models. Each row compares cond - c and cond representations.



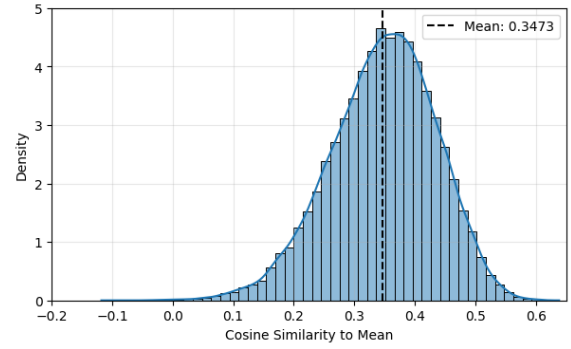
(a) **E5: cond - c**



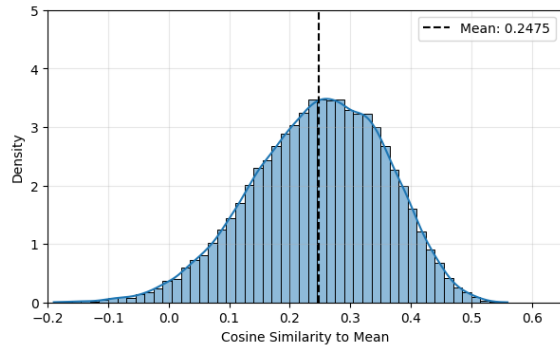
(b) **E5: cond**



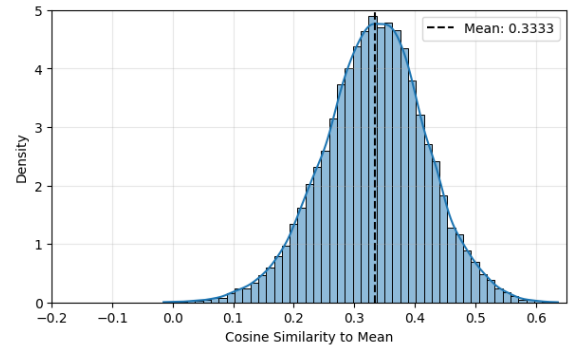
(c) **SimCSE_base: $\text{CONC}(c + s) - c$**



(d) **SimCSE_base: $\text{CONC}(c + s)$**



(e) **SimCSE_large: $\text{CONC}(c + s) - c$**



(f) **SimCSE_large: $\text{CONC}(c + s)$**

Figure 6: Embeddings-to-mean cosine similarity distributions across three MLM-based models. Each row compares two embedding types.