

ETVA: Evaluation of Text-to-Video Alignment via Fine-grained Question Generation and Answering

Kaisi Guan^{1,2*} Zhengfeng Lai² Yuchong Sun¹ Peng Zhang²
Wei Liu² Kieran Liu² Meng Cao² Ruihua Song^{1†}

¹ Renmin University of China ² Apple

<https://eftv-eval.github.io/etva-eval>

Abstract

Precisely evaluating semantic alignment between text prompts and generated videos remains a challenge in Text-to-Video (T2V) Generation. Existing text-to-video alignment metrics like CLIPScore only generate coarse-grained scores without fine-grained alignment details, failing to align with human preference. To address this limitation, we propose **ETVA**, a novel **E**valuation method of **T**ext-to-**V**ideo **A**lignment via fine-grained question generation and answering. First, a multi-agent system parses prompts into semantic scene graphs to generate atomic questions. Then we design a knowledge-augmented multi-stage reasoning framework for question answering, where an auxiliary LLM first retrieves relevant common-sense knowledge (e.g., physical laws), and then video LLM answer the generated questions through a multi-stage reasoning mechanism. Extensive experiments demonstrate that ETVA achieves a Spearman’s correlation coefficient of 58.47, showing much higher correlation with human judgment than existing metrics which attain only 31.0. We also construct a comprehensive benchmark specifically designed for text-to-video alignment evaluation, featuring 2k diverse prompts and 12k atomic questions spanning 10 categories. Through a systematic evaluation of 15 existing text-to-video models, we identify their key capabilities and limitations, paving the way for next-generation T2V generation. All codes and datasets will be publicly available soon.

1. Introduction

Text-to-Video (T2V) generation models [3, 9, 19, 25, 34, 48, 57, 60, 65] have shown remarkable advancements in recent years, showing particular potential in applications such as video content editing [37, 45], movie produc-

*The work was done during an internship at Apple. Email: guankaisi@ruc.edu.cn

††Corresponding authors.

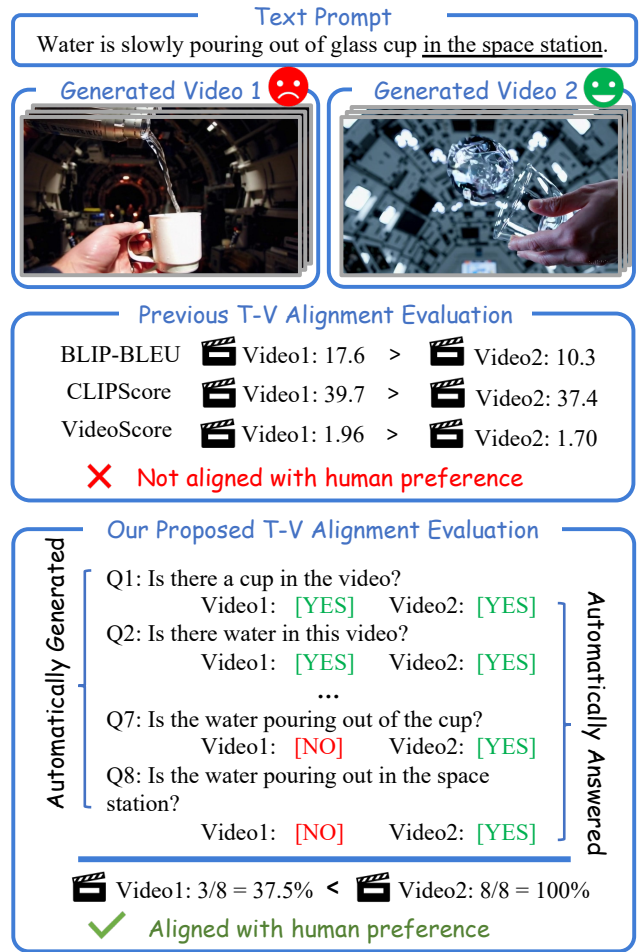


Figure 1. Illustration of how ETVA works and comparison with existing metrics.

tion [47, 66], and even the world simulator [3, 11, 36]. However, current T2V generation suffers from the absence of reliable automatic metrics for text-to-video alignment. Existing text-to-video alignment metrics fall into three categories: Caption-based metrics like BLIP-BLEU [33],

CLIP-based like CLIPScore [42], and MLLM-based like VideoScore [12]. These metrics share a common limitation: they only produce coarse-grained scores, lacking the granularity to capture fine-grained alignment details, resulting in significant deviations from human preference. For instance, as illustrated in Figure 1, human annotator recognizes Video 2 as superior in depicting microgravity physics (implied by “space station”), while existing metrics systematically favor Video 1. Some works in text-to-image alignment [4, 7, 14, 43] solve this problem by constructing a Question Generation (QG) and Question Answering (QA) pipeline with the help of Large Language Models (LLMs) [38, 51, 52, 59] and Multimodal Large Language Models (MLLMs) [28–30]. However, these initial attempts still have not been transferred to the text-to-video alignment evaluation yet due to the following challenges:

C1. Appropriate Questions Challenge. Video text prompts are often lengthy and contain multiple elements, making question generation complicated. Vanilla in-context learning methods, like in TIFA [14], tend to generate overly intricate questions but they pose challenges for video LLMs to give correct answers. For instance, in Figure 1, a question like “Is the water pouring out of a glass cup and is it in the space station?” requires simultaneous comprehension of multiple factors, including actions, objects, and environment, which poses significant challenges for Video LLMs.

C2. Video LLMs Hallucination Challenge. Video LLMs [24, 38, 55, 64] exhibit more severe hallucination issues than their image-based counterparts. Some questions require additional commonsense knowledge that is naturally accessible to human brain but unavailable to Video LLMs. As shown in Figure 1, when assessing whether water is pouring in a space station, humans intuitively recognize the microgravity environment, whereas Video LLMs lack this innate understanding. Moreover, while the human brain engages in deep observation and reasoning to analyze video content, Video LLMs generate responses directly, bypassing the intermediate cognitive processes.

To address these challenges, we propose **ETVA**, a novel Evaluation method for Text-to-Video Alignment that contains a multi-agent framework for atomic question generation (C1) and a knowledge-augmented multi-stage reasoning framework to emulate human-like reasoning in question answering (C2). The QG part of ETVA consists of three collaborative agents: *Elements extractor* decomposes the text prompt into three categories of elements: entities (key objects), attributes (descriptive properties), and relations (spatial-temporal interactions). Then *Graph builder* structures these elements into a scene graph that covers all semantic requirements for the target video. Finally, *Graph traverser* traverses each node of the graph to generate questions. In the QA phase, ETVA adopts a brain-inspired cognitive architecture to mitigate hallucina-

tion through knowledge-augmented multi-stage reasoning. An auxiliary LLM provides commonsense knowledge augmentation (e.g. microgravity in the space station) like the brain memory area and then together with video content and questions, a multi-stage reasoning process lets video LLMs think step by step to answer the question. Extensive experiments demonstrate that ETVA achieves a Spearman’s correlation of 57.8, outperforming existing state-of-the-art metric VideoScore [12] by 27.5. Furthermore, its well-designed QG and QA parts respectively contribute to performance improvements of 14.67% and 26.2%.

Based on ETVA, we further construct ETVA-Bench, a comprehensive benchmark for text-to-video alignment evaluation. ETVA-Bench comprises 2K diverse prompts and 12K generated questions categorized into 10 distinct types. We evaluate 10 open-source and 5 closed-source T2V models, providing a systematic study with in-depth analysis. Our findings reveal that these models still struggle in some areas such as camera movements or physics process.

Our contributions can be summarized as follows:

- We propose ETVA, a novel text-video alignment evaluation method with a multi-agent framework for question generation and a knowledge-augmented multi-stage reasoning framework for question answering.
- We build ETVA-Bench, a benchmark dedicated to text-video alignment evaluation, providing a systematic comparison and analysis of existing 15 T2V models.
- Extensive experiments on both question generation and question answering validate the effectiveness of our approach, demonstrating superior human alignment compared to existing evaluation metrics.

2. Related Work

Text-to-Video Generation Text-to-Video (T2V) models aim to generate videos from textual descriptions. There are three categories of architecture: (1) Some early works [8, 58] employ Generative Adversarial Networks (GAN [10]) or Vector Quantisation Variational Autoencoders (VQ-VAE [53]), yet these approaches often yield low-quality outputs with limited generalizability. (2) UNet-based Diffusion models, such as Stable Video Diffusion [2], ModelScope [54], and Cogvideo [13] leverage 3D-UNet [67] architectures to effectively model both spatial and temporal information. (3) Diffusion Transformers (DiT) [41]. DiT represents the state-of-the-art (SOTA) backbone for T2V models. A range of popular open-source models, including HunyuanVideo [57], CogVideox [60], and OpenSora [65], as well as commercial models such as Pika [48], Vidu [49], Sora [3], MetaMovieGen [47] and Kling [19], have adopted DiT as their core architecture. In this paper, we focus on the DiT-based T2V models.

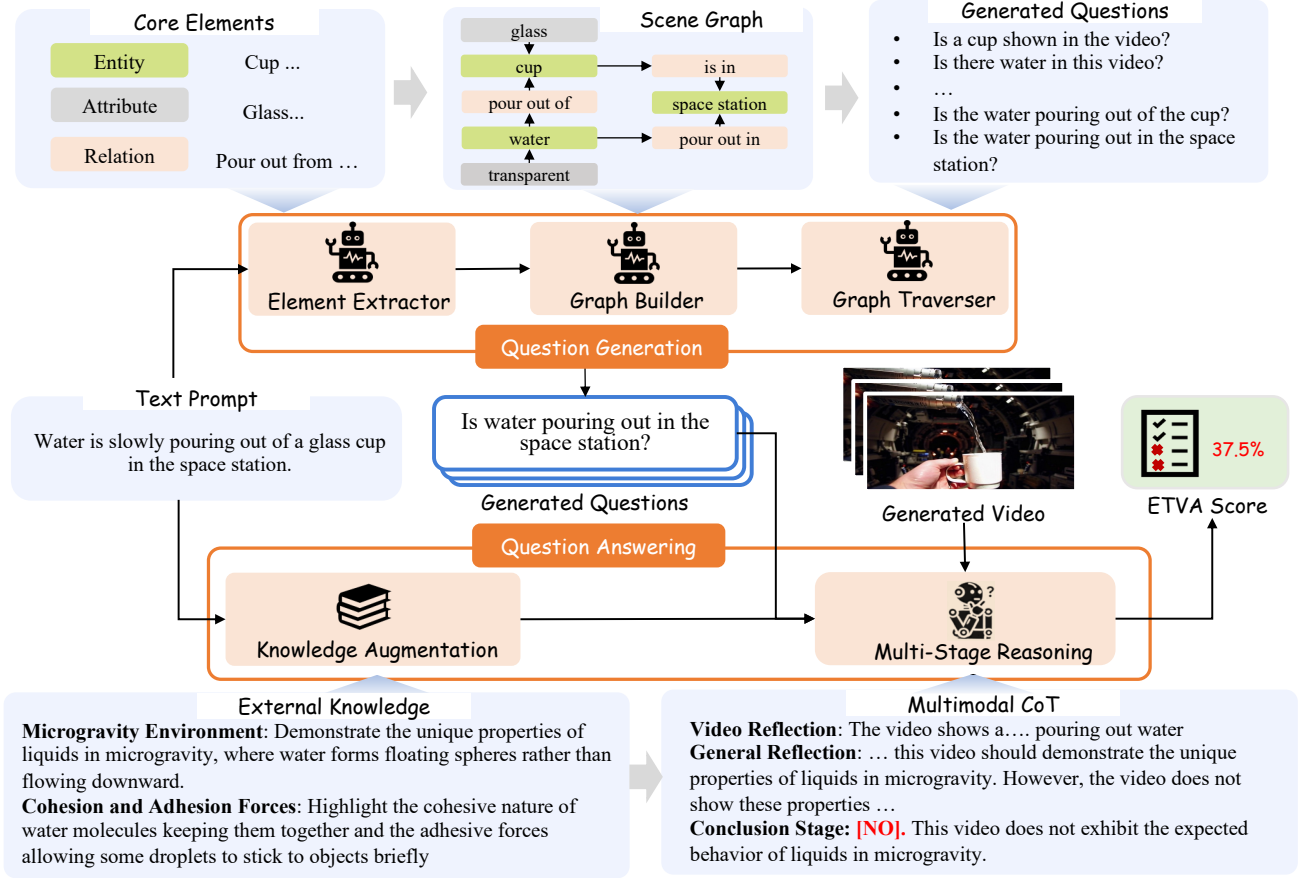


Figure 2. Overall pipeline of ETVA. ETVA contains a multi-agent framework for generating atomic questions and a knowledge-augmented multi-stage reasoning framework for question answering.

Automatic Text-to-Video Alignment Metrics Existing work evaluates text-to-video alignment using three methods: (1) Caption-based metrics, where caption models (e.g. BLIP [20, 21]) generate video caption followed by calculating text-text similarity between caption and prompt using metrics like BLEU [39]; (2) CLIP-based metrics [22, 42, 56], extracting semantic embeddings from text and video and calculating similarity, like ViCLIP [56] in VBench [15]. (3) MLLM-based metrics, which fine-tune [12] Multimodal Language Models (MLLM) on a human-annotated dataset to be a reward model for scoring, such as VideoScore [12]. However, these methods often lack fine-grained detail and do not correlate well with human judgments. Some text-to-image alignment evaluation works [4, 7, 14, 43] use automatic QG & QA framework, achieving better alignment with human preference. However, due to complexities of text-to-video evaluation [23, 31], these methods cannot transfer directly to text-to-video alignment.

Benchmarks for T2V Generation Existing T2V generation benchmarks can be categorized into two groups: (1)

General benchmarks evaluate the overall performance of the T2V model, including quality, consistency, and aesthetics (e.g., VBench [15], EvalCrafter [33], MetaMovieGen [47], FETV [32]), however, they often overlook fine-grained details. (2) Specific Benchmarks focus on particular aspects of T2V generation, such as GAIA [6] to evaluate human actions, T2V-ComBench [44] for multi-object composition, VideoPhy [1] & PhyGenBench [35] for physics phenomenon, and ChronoMagic-Bench [61] for time-lapse video. In this work, we build a specific benchmark for evaluating the text-to-video alignment of T2V models.

3. Our Proposed ETVA Approach

The main idea of ETVA is to simulate human annotation process by using LLMs and Video LLMs to automatically generate and answer questions. As illustrated in Figure 2, the framework operates in two stages: (1) Question Generation: A multi-agent system generates detailed questions using scene graphs (Section 3.2). (2) Question Answering: An auxiliary LLM first recalls common sense knowledge, then Video LLM analyzes videos and reasons through an-

swers (like human thinking) (Section 3.3).

3.1. Problem Formulation

Given a text prompt T and a generated video V , our ETVA approach computes an alignment score $S \in [0, 1]$ through the mapping:

$$S = \text{ETVA}(T, V) \quad (1)$$

Section 3.2 produces a set of binary verification questions $\mathcal{Q} = \{Q_1, \dots, Q_n\}$ derived from text prompt T , where each $Q_i \in \mathcal{Q}$ admits a yes/no response:

$$\mathcal{Q} = G(T) \quad (2)$$

Section 3.3 resolves these questions using three information sources: original text T , video content V , and generated questions \mathcal{Q} . First, common-sense knowledge K is extracted through language model inference:

$$K = \text{LLM}(T) \quad (3)$$

Each binary score $S_i \in \{0, 1\}$ is then answered by question Q_i with knowledge K and video content V :

$$S_i = A(Q_i, K, V) \quad (4)$$

The final alignment score is calculated based on results across all questions:

$$S = \frac{1}{n} \sum_{i=1}^n S_i \quad (5)$$

3.2. Multi-Agent Question Generation

Generating video-relevant questions from text prompts presents a fundamental challenge. While conventional approaches employ LLM in-context learning with predefined question categories, they often suffer from semantic redundancy, incomplete coverage, and unanswerable outputs that degrade evaluation quality. Our solution borrows the idea from scene graph for getting atomic elements [16, 18, 50] to structure the question generation process. As illustrated in Figure 2, our framework implements a multi-agent framework containing three agents:

- *Element Extractor* identifies core textual elements
- *Graph Builder* constructs semantic relationships
- *Graph Traverser* generates comprehensive questions

This collaborative architecture ensures fine-grained questioning with complete semantic coverage through systematic graph exploration.

3.2.1. Element Extractor

The *Element Extractor* identifies key elements in text prompts through three fundamental types: entities (specific objects like “cup” and “space station”), attributes (descriptive features like “glass material” and “transparent” for water), and relationships (action/positional links like “pouring

out of” and “contained within”). For instance, in Figure 2 with the prompt “Water is slowly pouring out of a glass cup in the space station,” it detects entities (water, cup, space station), material attributes (glass, transparent), and spatial relationships (pouring-from, contain in). This structured decomposition enables systematic question generation by parsing key elements from textual descriptions.

3.2.2. Graph Builder

The *Graph Builder* constructs hierarchical scene graphs where nodes represent elements identified by the *Element Extractor*. Adjacent nodes belong to distinct categories, with entity nodes (e.g., objects) serving as central anchors – all relation nodes (actions/spatial links) and attribute nodes (descriptive features) must connect to at least one entity node. As shown in Figure 2, attribute nodes only emit outgoing edges (e.g., “glass \rightarrow material”), while relation nodes maintain bidirectional connections between entities (e.g., “cup \leftarrow pouring \rightarrow water”). This structure ensures semantic coherence by enforcing category exclusivity between neighboring nodes and preventing redundant connections through entity-centric topology.

3.2.3. Graph Traverser

The *Graph Traverser* systematically explores scene graphs to generate yes/no questions through a three-step process: It first handles main objects (entities), then their attributes (descriptive details), and finally checks connections (relations) between objects – but only after both objects in the connection have been processed. As shown in Figure 2, this ordered approach ensures natural question flow by first confirming object properties (e.g., “Is the cup made of glass?”) before examining interactions (e.g., “Is water pouring from the cup?”). The system automatically delays relationship questions until both connected objects have their attributes verified, using this smart order to avoid confusing questions and maintain clear context. This dependency-checking method guarantees that every question builds logically on previously confirmed information.

3.3. Multi-modal Question Answering

In this part, we aim to leverage video LLM to answer generated questions. Video-related questions often require both additional contextual knowledge and thorough comparative analysis for accurate answers. Direct video LLM responses often suffer from severe hallucination problems. Inspired by human annotation processes – such as evaluating the prompt “Water slowly pours from a glass cup in the space station” – where annotators first recall relevant common sense (e.g., liquid behavior in microgravity) before synthesizing knowledge with visual observations, we implement an automated simulation of this cognitive workflow in ETVA-Rater question answering part. As shown in Figure 2, the framework’s knowledge augment component em-

ulates human memory recall, while its multistage reasoning mechanism enables comprehensive analysis.

3.3.1. Knowledge Augmentation with auxiliary LLM

In this stage, we leverage an auxiliary LLM to provide common-sense knowledge for video understanding. Large Language Models (LLMs) undergo extensive pretraining, allowing them to internalize knowledge similar to the human brain. By carefully designing prompts, we can guide the LLM to recall relevant knowledge for video comprehension. Here, we employ Qwen2.5-72B-Instruct [59]. The LLM generates detailed video descriptions to enhance video LLM reasoning. For example, given the prompt “Water is slowly pouring from a glass cup in the space station,” it identifies two key physical principles: (1) In microgravity, liquids form floating spheres rather than falling streams. (2) Due to the cohesion force, water should condense together. This explicit knowledge defines expected physical behaviors, facilitating systematic video analysis.

3.3.2. Multi-Stage Reasoning

This phase leverages the video LLM’s multi-modal chain-of-thought (CoT) capabilities through three progressive steps to fully analyse the video and question.

- **Video Understanding Stage:** Video LLM autonomously extracts visual patterns by generating frame-by-frame descriptions without text input.
- **General Reflection Stage:** Video LLM combines these observations with the question context and common-sense knowledge for cross-modal analysis, identifying key evidence through iterative verification.
- **Conclusion Stage:** Video LLM delivers a conclusive Yes/No answer supported by explicit visual-linguistic alignment checks, ensuring decisions remain grounded in both the video content and logical reasoning.

4. Our Proposed ETVABench

In this section, we introduce ETVABench, an automatic Text-to-Video generation alignment benchmark based on ETVA. We collect prompts from several open-source benchmarks (Section 4.1) and use a question-driven classification method to decompose these prompts to 10 distinct categories (Section 4.2).

4.1. Our Prompts Collection and Sources

We first build ETVABench-2k which collects 2k text prompts from diverse open-source benchmarks to ensure comprehensive coverage of text-to-video alignment challenges. Specifically, we sample 880 general prompts from established T2V evaluation frameworks (VBench [15], EvalCrafter [33], VideoGen-Eval [62]), 300 compositional prompts from T2V-ComBench [44], and 510 human motion descriptions from GAIA [6]. The dataset further incorporates 160 physics-aware prompts from VideoPhy [1]

and PhyGenBench [35], 100 temporal coherence queries from ChronoMagic-Bench [61], supplemented by 50 GPT-4-o [38] generated prompts targeting hyper-realistic scenarios. The multiple sources ensures both breadth and depth in evaluating cross-modal alignment capabilities. Since evaluating closed-source models via web access is resource-intensive, we create ETVABench-105 by strategically sampling 105 prompts from the original 2,000-prompt ETVABench-2k. This compact subset preserves the full benchmark’s question type distribution while enabling cost-effective testing, maintaining evaluation validity through representative prompt selection, as shown in Appendix.

4.2. Prompt Classification based on Question Labels

Existing text-to-video evaluation benchmarks typically employ coarse-grained prompt categorization, which proves inadequate for complex prompts containing multiple semantic elements. To address this limitation, we propose an atomic question-based taxonomy derived from scene graph node traversals in Section 3.2. Our classification framework organizes prompts into 10 distinct categories (existence, action, material, spatial, number, shape, color, camera, physics, other) based on their constituent atomic questions. Prompts that generate the same questions are grouped under the same category. ETVABench-2k contains 12K questions, while ETVABench-105 includes 0.6K. Further details, including the specific number of prompts in each category, are provided in the Appendix.

5. Experiment

In this section, we first present the experimental setup (Section 5.1). Then we conduct extensive experiments to validate ETVA’s superior correlation with human judgment compared to existing metrics and ablation study of each part (Section 5.2). Based on ETVABench, we conduct a comprehensive evaluation of text-video alignment across 15 existing T2V models and give an analysis of nowadays models limitation (Section 5.3.2). Finally, we give some case studies of ETVA on existing T2V models (Section 5.4).

5.1. Experiment Setup

ETVA Configuration Our framework do not have any training procedures. For question generation, we employ Qwen2.5-72B-instruct [59] as the large language model (LLM). For question answering, we use Qwen2.5-72B-instruct [59] as the auxiliary LLM in Knowledge Augmentation part and use Qwen2-VL-72B [55] as the video LLM in the Multi-stage reasoning part.

Model Evaluation We benchmark 10 open-source and 5 closed-source text-to-video generation models on ETVABench, all implementing Diffusion Transformer

Metric	Existence	Action	Material	Spatial	Number	Shape	Color	Camera	Physics	Other	Overall
BLIP-ROUGE [33]	6.0/8.4	6.5/8.9	3.0/5.3	9.2/12.6	11.0/15.5	9.3/14.7	-4.7/-5.2	3.3/4.9	5.9/8.8	5.3/7.1	6.3/8.8
BLIP-BLEU [33]	9.3/12.9	8.4/11.6	6.2/10.1	11.2/15.4	10.0/13.6	9.2/12.7	6.6/10.5	10.3/14.7	10.1/14.4	8.6/11.4	8.5/12.1
CLIPScore [42]	10.2/13.7	10.6/13.6	9.9/12.8	12.2/16.1	10.9/14.8	14.6/20.8	11.8/18.8	12.9/15.2	9.7/14.2	10.2/12.9	10.3/13.8
UMTScore [22]	17.9/24.0	14.3/19.0	25.4/34.4	21.6/28.2	9.1/13.5	24.4/32.1	22.5/31.1	22.2/29.0	18.4/23.2	15.5/20.6	17.6/23.5
ViCLIPScore [56]	20.2/27.1	17.9/24.2	16.2/20.4	20.6/27.2	16.9/22.4	29.4/38.4	13.8/13.5	23.6/31.8	19.8/26.3	17.0/22.7	19.4/25.9
VideoScore [12]	23.2/30.6	22.7/30.2	29.9/37.3	24.8/31.7	26.6/35.9	28.1/35.7	11.7/16.2	19.2/26.3	20.3/23.9	23.9/31.6	23.7/31.0
ETVA	47.7/57.4	38.3/46.6	55.5/66.1	56.0/66.8	44.0/53.9	64.1/75.1	31.5/39.7	35.5/44.2	50.6/60.4	49.0/59.2	47.2/58.5

Table 1. Correlations between each evaluation metric and human judgment on text alignment, measured by Kendall’s τ (left) and Spearman’s ρ (right). The same category denotes groups of prompts that produce the same evaluation questions.

Settings	Kendall’s τ	Spearman’s ρ
Multi-agent QG	47.16 (Δ +12.12)	58.47(Δ +15.60)
Vannila QG	35.04	42.87

Table 2. Ablation Study of ETVA Question Generation. Both multi-agent and vanilla QG are based on the knowledge-augmented multi-stage reasoning framework.

(DiT) [41] architectures. Evaluations were conducted using default configurations (Details are in Appendix).

- **Open-Source Models:** Hunyuan-Video [57], CogVideoX-5B [60], CogVideoX-2B [60], CogVideoX-1.5-5B [60], OpenSora-1.2 [65], OpenSora-Plan-1.2 [25], OpenSora-Plan-1.1 [25], Mochi-1-Preview [46], Latte [34], and Vchitect-2.0 [9]
- **Closed-Source Models:** Sora [3], Kling-1 [19], Kling-1.5 [19], Pika-1.5 [48], Vidu-1.5 [49]

Benchmark setting For ETVABench-105, we evaluate both open-source and closed-source models. For ETVABench-2k, we only evaluate open-source models due to access limitations that make large-scale generation with closed-source models challenging.

5.2. Evaluation of ETVA and Existing Metrics

5.2.1. Baselines metrics

We compare ETVA against three categories of text-to-video alignment metrics:

- **Caption-based metrics:** BLIP-2 [21] generated captions evaluated through BLEU [40] and ROUGE [26] similarity measures against original prompts, following the setting of EvalCrafter [33].
- **CLIP-based metrics:** (i) CLIPScore [42] (ViT-B/32) also called CLIPSIM employed in works like PixelDance [63] and EvalCrafter [33]; (ii) ViCLIPScore [56] using video-text pretrained CLIP [42] following the implementation of VBench [15]; (iii) UMTScore uses CLIP model trained on MSR-VTT [5] via unmasked teacher methods [22], following the setting of FETV [32].
- **MLLM-based metrics:** VideoScore-Qwen2-VL [12], a Qwen2-VL-7B-based [55] model fine-tuned for scoring video including text-alignment dimension, demonstrating superior performance to GPT-4o [38].

Setting	Accuracy	Kendall’s τ	Spearman’s ρ
ETVA	89.27 (+25.20)	47.16 (+28.98)	58.47 (+34.63)
w/o. KA	67.34	27.34	35.54
w/o. VU	82.73	37.56	44.81
w/o. CR	68.74	28.73	38.21
w/Only KA	65.48	24.72	33.12
Direct answer	63.07	18.18	23.84

Table 3. Ablation Study of ETVA Question Answering Part: Component Analysis (KA: Knowledge Augmentation; VU: Video Understanding; CR: Critical Reflection)

5.2.2. Human Annotation

Five human annotators were employed to assess 1,575 videos generated by 15 text-to-video (T2V) models on the ETVA-105. Each annotator performed two distinct evaluation tasks: For the first task, annotators assigned fine-grained text-alignment scores using a standardized 5-point Likert scale (0-5) with 0.5-point increments, where 0 indicates complete misalignment and 5 represents perfect semantic correspondence. The second task required the annotators to respond to binary yes/no questions automatically generated by the ETVA QG part. The majority vote (most common answer) from the five annotators determined the final answer for each question. More details are in the Appendix.

5.2.3. Comparison of T2V Alignment Metrics

As shown in Table 1, ETVA achieves superior alignment with human judgment across all semantic categories, attaining 47.16 Kendall’s τ and 58.47 Spearman’s ρ , establishing new state-of-the-art performance. ViCLIPScore [56] from VBench [15] achieves the best correlation among CLIP-based metrics, likely benefiting from its video-text pre-training. While conventional metrics like VideoScore [12] show competitive performance, they share a critical limitation: their coarse-grained scoring mechanisms fail to capture fine-grained details of the video, particularly in color, camera, and physics. In contrast, our method simulates human evaluation processes by verifying atomic video-text relationships through structured question generation and knowledge-augmented reasoning.

Model	Existence	Action	Material	Spatial	Number	Shape	Color	Camera	Physics	Other	Avg
<i>Open-Source T2V Models</i>											
Latte	0.519	0.504	0.521	0.444	0.448	0.588	0.583	0.105	0.350	0.364	0.474
OpenSora-plan-1.1	0.514	0.460	0.625	0.611	0.552	0.588	0.733	0.316	0.300	0.470	0.511
OpenSora-plan-1.2	0.524	0.348	0.684	0.625	0.578	0.613	0.783	0.323	0.300	0.435	0.527
OpenSora-1.2	0.602	0.606	0.604	0.574	0.621	0.588	0.500	0.263	0.450	0.424	0.565
Cogvideox-2B	0.630	0.606	0.625	0.611	0.828	0.765	0.583	0.421	0.450	0.561	0.615
Cogvideox-5B	0.644	0.664	0.542	0.630	0.724	0.647	0.583	0.474	<u>0.500</u>	0.530	0.620
Vchitect-2.0	0.745	0.650	0.667	0.593	0.621	0.824	0.333	0.316	0.350	0.530	0.644
Cogvideox-1.5-5B	0.662	0.737	0.625	0.630	<u>0.759</u>	0.765	0.667	0.368	0.450	0.545	0.652
Mochi-1-preview	<u>0.736</u>	0.657	<u>0.750</u>	0.685	0.690	0.588	0.667	0.421	0.300	0.636	0.673
Hunyuan-Video	0.727	<u>0.693</u>	0.646	<u>0.704</u>	0.724	0.824	0.833	0.421	0.300	<u>0.667</u>	<u>0.686</u>
<i>Close-Source T2V Models</i>											
Kling	0.730	0.720	0.558	0.637	0.755	0.629	0.600	0.311	0.450	0.645	0.671
Kling-1.5	0.754	0.675	0.766	0.754	0.775	0.591	0.693	0.383	0.500	0.765	0.707
Pika-1.5	0.801	0.752	0.729	0.778	0.724	0.647	0.833	0.421	0.450	0.667	0.738
Sora	0.815	0.759	0.729	0.870	0.690	0.765	0.833	0.316	0.550	0.697	0.757
Vidu-1.5	0.792	0.766	0.854	0.862	0.714	0.529	0.667	0.421	0.600	0.742	0.761

Table 4. ETVABench-105 evaluation results with 5 close-source T2V models and 10 open-source T2V models. A higher score indicates better performance for a dimension. **Bold** stands for the best score. Underline indicates the best score in the open-source models.

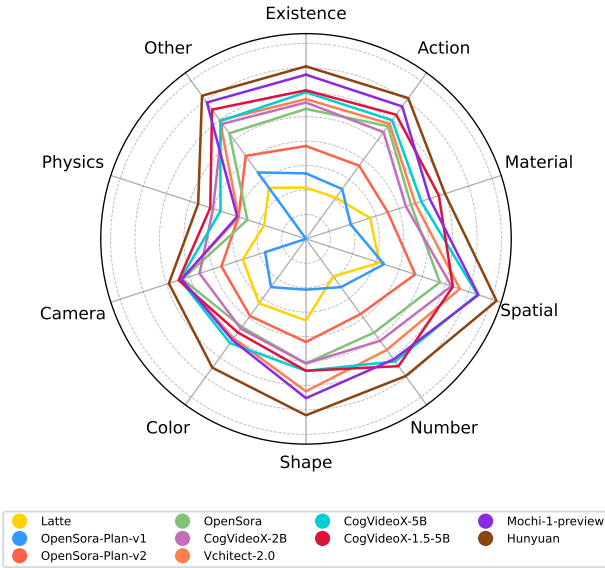


Figure 3. Evaluating results of 10 opensource T2V models in ETVABench-2k.

5.2.4. Ablation Study of ETVA

Ablation of Question Generation Part Vanilla question generation employs in-context learning, where the LLM generates questions directly based on prompt instructions. Our multi-agent framework improves Kendall’s τ by 34.6% and Spearman’s ρ by 34.1% over vanilla in-context learning (Table 2), demonstrating that structured scene graph traversal generates more discriminative questions. The performance gap stems from redundant/unanswerable ques-

tions in vanilla QG caused by incomplete semantic parsing, whereas our graph-based method ensures comprehensive coverage of entities, attributes, and relations.


Ablation of Question Answering Part The ETVA achieves 89.27% accuracy, surpassing direct Video LLM answers by 26.20% (Table 3). Removing the Knowledge Augment (KA) part causes the steepest performance drop of 21.93% accuracy, highlighting its critical role in combating hallucinations. Video understanding (VU) and critical reflection (CR) contribute 6.5% and 11.2% accuracy gains respectively, proving that structured multimodal reasoning is irreplaceable. Notably, relying solely on KA improves accuracy by only 2.35%, highlighting the essential role of multi-stage reasoning in effectively integrating knowledge for question answering.

5.3. Evaluation of Existing T2V Models

5.3.1. Evaluation on ETVABench-105


Table 4 reveals critical insights through systematic evaluation of 10 open-source and 5 closed-source T2V models. Three key findings emerge: (1) Closed-source models dominate overall performance (Vidu-1.5: 0.761 avg), yet top open-source models like Hunyuan-Video achieve comparable capabilities in static attributes (shape: 0.824 vs Sora’s 0.765); (2) All models struggle with temporal dynamics, particularly in physics (max 0.600) and camera control (max 0.474), exposing fundamental limitations in spatiotemporal reasoning; (3) Performance gaps widen for dynamic scenarios - while closed-source models excel in action (Vidu-1.5: 0.766) and spatial relations (Sora: 0.870), open-source alternatives show 18-32% relative degradation.

Text input: Water is slowly pouring out of glass cup in the **space station**.



Sora
100

Text input: A leaf turns from **green to red**



Vidu
100

Kling
37.5

Pika
50


Text input: **Three** owls perch on a branch during a full moon



Kling
100

Sora
88.3

Text input: A chef gives a **thumbs-down** to a dish.



Hunyuan
100

Kling
40

Figure 4. Four Cases of using ETVA to evaluate text-to-video alignment in T2V models, covering physics phenomenon, color transition, number accuracy and gestural semantic.

The results highlight the urgent need for enhanced temporal modeling and commonsense integration in T2V generation.

5.3.2. Evaluation on ETVABench-2k

Figure 3 presents the evaluation results of 10 open-source models on ETVABench-2k. The results show a high degree of consistency with those obtained on ETVABench-105, indicating stable performance trends across different evaluation scales. Among these models, Hunyuan-Video [57] achieves the best overall performance, surpassing all other models in multiple evaluation dimensions. This suggests that Hunyuan-Video has strong text-to-video generation capabilities. However, despite these advancements, significant challenges remain. In the Physics dimension, all models struggle to accurately simulate real-world physical interactions, often failing to maintain consistency in object motion, forces, and environmental effects. Similarly, in the Camera dimension, many models exhibit difficulties in perspective control, shot composition, and smooth transitions between frames, leading to inconsistencies in visual presentation. These limitations underscore the need for further improvements in modeling real-world dynamics and enhancing visual coherence. Addressing these issues will be crucial for advancing text-to-video generation. Detailed results and analyses are provided in the Appendix.

5.4. Case Study

Figure 4 presents several evaluation cases using ETVA to assess the text-to-video alignment of T2V models. These cases illustrate how well different models capture fine-grained semantic details, which are often overlooked by conventional evaluation metrics. In the first case, Sora accurately depicts water pouring in a space station, correctly reflecting the effects of microgravity (Score: 100),

while Kling fails to model these effects realistically, resulting in an inaccurate depiction (Score: 37.5). The second case evaluates color transformation, where Vidu successfully changes a leaf from green to red as described (Score: 100), whereas Pika produces an incomplete transition, leaving parts of the leaf unchanged (Score: 50). The third case examines numerical accuracy. Kling correctly generates three owls as specified in the prompt (Score: 100), while Sora incorrectly produces four, demonstrating a minor but notable deviation (Score: 88.3). The final case assesses the comprehension of gestural semantics. Hunyuan faithfully executes the thumbs-down gesture as described in the text (Score: 100), while Kling misinterprets the instruction, producing an inverted hands-up gesture instead (Score: 40).

6. Conclusion

In this paper, we introduce ETVA, a novel evaluation method for text-to-video alignment based on fine-grained question generation and answering. ETVA addresses two key issues in existing evaluation methods: (1) Appropriate Question Challenge – We generate atomic and semantically comprehensive questions via a multi-agent question generation approach. (2) Video LLMs Hallucination Challenge – We design a knowledge-augmented, multi-stage reasoning framework for question answering, significantly reducing hallucinations. Based on ETVA, we construct ETVABench, a benchmark with 2K diverse prompts and 12K generated questions, categorized into ten distinct types, to evaluate current T2V models. Extensive experiments show that ETVA achieves a much higher correlation with human preferences than existing metrics. It also helps identify the key limitations of T2V models, paving the way for the next generation of text-to-video models.

References

- [1] Hritik Bansal, Zongyu Lin, Tianyi Xie, Zeshun Zong, Michal Yarom, Yonatan Bitton, Chenfanfu Jiang, Yizhou Sun, Kai-Wei Chang, and Aditya Grover. Videophy: Evaluating physical commonsense for video generation, 2024. 3, 5
- [2] Andreas Blattmann, Tim Dockhorn, Sumith Kulal, Daniel Mendelevitch, Maciej Kilian, Dominik Lorenz, Yam Levi, Zion English, Vikram Voleti, Adam Letts, Varun Jampani, and Robin Rombach. Stable video diffusion: Scaling latent video diffusion models to large datasets, 2023. 2
- [3] Tim Brooks, Bill Peebles, Connor Holmes, Will DePue, Yufei Guo, Li Jing, David Schnurr, Joe Taylor, Troy Luhman, Eric Luhman, Clarence Ng, Ricky Wang, and Aditya Ramesh. Video generation models as world simulators, 2024. 1, 2, 6
- [4] Dongping Chen, Ruoxi Chen, Shu Pu, Zhaoyi Liu, Yanru Wu, Caixi Chen, Benlin Liu, Yue Huang, Yao Wan, Pan Zhou, et al. Interleaved scene graph for interleaved text-and-image generation assessment. *arXiv preprint arXiv:2411.17188*, 2024. 2, 3
- [5] Haoran Chen, Jianmin Li, Simone Frintrop, and Xiaolin Hu. The msr-video to text dataset with clean annotations. *Computer Vision and Image Understanding*, 225:103581, 2022. 6
- [6] Zijian Chen, Wei Sun, Yuan Tian, Jun Jia, Zicheng Zhang, Jiarui Wang, Ru Huang, Xiongkuo Min, Guangtao Zhai, and Wenjun Zhang. Gaia: Rethinking action quality assessment for ai-generated videos. *arXiv preprint arXiv:2406.06087*, 2024. 3, 5
- [7] Jaemin Cho, Yushi Hu, Roopal Garg, Peter Anderson, Ranjay Krishna, Jason Baldridge, Mohit Bansal, Jordi Pont-Tuset, and Su Wang. Davidsonian Scene Graph: Improving Reliability in Fine-Grained Evaluation for Text-to-Image Generation. In *ICLR*, 2024. 2, 3
- [8] Aidan Clark, Jeff Donahue, and Karen Simonyan. Adversarial video generation on complex datasets, 2019. 2
- [9] Weichen Fan, Chenyang Si, Junhao Song, Zhenyu Yang, Yanan He, Long Zhuo, Ziqi Huang, Ziyue Dong, Jingwen He, Dongwei Pan, et al. Vchitect-2.0: Parallel transformer for scaling up video diffusion models. *arXiv preprint arXiv:2501.08453*, 2025. 1, 6, 2
- [10] Ian J. Goodfellow, Jean Pouget-Abadie, Mehdi Mirza, Bing Xu, David Warde-Farley, Sherjil Ozair, Aaron Courville, and Yoshua Bengio. Generative adversarial networks, 2014. 2
- [11] David Ha and Jürgen Schmidhuber. World models. *Zenodo*, 2018. 1
- [12] Xuan He, Dongfu Jiang, Ge Zhang, Max Ku, Achint Soni, Sherman Siu, Haonan Chen, Abhranil Chandra, Ziyang Jiang, Aaran Arulraj, Kai Wang, Quy Duc Do, Yuansheng Ni, Bohan Lyu, Yaswanth Narsupalli, Rongqi Fan, Zhiheng Lyu, Yuchen Lin, and Wenhu Chen. Videoscore: Building automatic metrics to simulate fine-grained human feedback for video generation, 2024. 2, 3, 6
- [13] Wenyi Hong, Ming Ding, Wendi Zheng, Xinghan Liu, and Jie Tang. Cogvideo: Large-scale pretraining for text-to-video generation via transformers, 2022. 2
- [14] Yushi Hu, Benlin Liu, Jungo Kasai, Yizhong Wang, Mari Ostendorf, Ranjay Krishna, and Noah A Smith. Tifa: Accurate and interpretable text-to-image faithfulness evaluation with question answering, 2023. 2, 3
- [15] Ziqi Huang, Yanan He, Jiashuo Yu, Fan Zhang, Chenyang Si, Yuming Jiang, Yuanhan Zhang, Tianxing Wu, Qingyang Jin, Nattapol Chanpaisit, Yaohui Wang, Xinyuan Chen, Limin Wang, Dahua Lin, Yu Qiao, and Ziwei Liu. VBench: Comprehensive benchmark suite for video generative models. In *Proceedings of the IEEE/CVF Conference on Computer Vision and Pattern Recognition*, 2024. 3, 5, 6
- [16] Justin Johnson, Agrim Gupta, and Li Fei-Fei. Image generation from scene graphs. In *Proceedings of the IEEE conference on computer vision and pattern recognition*, pages 1219–1228, 2018. 4
- [17] Diederik P Kingma and Max Welling. Auto-encoding variational bayes, 2022. 2
- [18] Ranjay Krishna, Yuke Zhu, Oliver Groth, Justin Johnson, Kenji Hata, Joshua Kravitz, Stephanie Chen, Yannis Kalantidis, Li-Jia Li, David A Shamma, et al. Visual genome: Connecting language and vision using crowdsourced dense image annotations. *International journal of computer vision*, 123:32–73, 2017. 4
- [19] Inc Kuaishou. Kling video generation, 2024. 1, 2, 6
- [20] Junnan Li, Dongxu Li, Caiming Xiong, and Steven Hoi. Blip: Bootstrapping language-image pre-training for unified vision-language understanding and generation, 2022. 3
- [21] Junnan Li, Dongxu Li, Silvio Savarese, and Steven Hoi. Blip-2: Bootstrapping language-image pre-training with frozen image encoders and large language models, 2023. 3, 6
- [22] Kunchang Li, Yali Wang, Yizhuo Li, Yi Wang, Yanan He, Limin Wang, and Yu Qiao. Unmasked teacher: Towards training-efficient video foundation models, 2024. 3, 6
- [23] Mingxiang Liao, Hannan Lu, Xinyu Zhang, Fang Wan, Tianyu Wang, Yuzhong Zhao, Wangmeng Zuo, Qixiang Ye, and Jingdong Wang. Evaluation of text-to-video generation models: A dynamics perspective, 2024. 3
- [24] Bin Lin, Bin Zhu, Yang Ye, Munan Ning, Peng Jin, and Li Yuan. Video-llava: Learning united visual representation by alignment before projection. *arXiv preprint arXiv:2311.10122*, 2023. 2
- [25] Bin Lin, Yunyang Ge, Xinhua Cheng, Zongjian Li, Bin Zhu, Shadong Wang, Xianyi He, Yang Ye, Shenghai Yuan, Lihuan Chen, et al. Open-sora plan: Open-source large video generation model. *arXiv preprint arXiv:2412.00131*, 2024. 1, 6, 2
- [26] Chin-Yew Lin. ROUGE: A package for automatic evaluation of summaries. In *Text Summarization Branches Out*, pages 74–81, Barcelona, Spain, 2004. Association for Computational Linguistics. 6
- [27] Yaron Lipman, Ricky TQ Chen, Heli Ben-Hamu, Maximilian Nickel, and Matt Le. Flow matching for generative modeling. *arXiv preprint arXiv:2210.02747*, 2022. 1
- [28] Haotian Liu, Chunyuan Li, Yuheng Li, and Yong Jae Lee. Improved baselines with visual instruction tuning, 2023. 2
- [29] Haotian Liu, Chunyuan Li, Qingyang Wu, and Yong Jae Lee. Visual instruction tuning, 2023.

- [30] Haotian Liu, Chunyuan Li, Yuheng Li, Bo Li, Yuanhan Zhang, Sheng Shen, and Yong Jae Lee. Llava-next: Improved reasoning, ocr, and world knowledge, 2024. 2
- [31] Xiao Liu, Xinhao Xiang, Zizhong Li, Yongheng Wang, Zhuoheng Li, Zhuosheng Liu, Weidi Zhang, Weiqi Ye, and Jiawei Zhang. A survey of ai-generated video evaluation, 2024. 3
- [32] Yuanxin Liu, Lei Li, Shuhuai Ren, Rundong Gao, Shicheng Li, Sishuo Chen, Xu Sun, and Lu Hou. Fetv: A benchmark for fine-grained evaluation of open-domain text-to-video generation, 2023. 3, 6
- [33] Yaofang Liu, Xiaodong Cun, Xuebo Liu, Xintao Wang, Yong Zhang, Haoxin Chen, Yang Liu, Tiejong Zeng, Raymond Chan, and Ying Shan. Evalcrafter: Benchmarking and evaluating large video generation models, 2024. 1, 3, 5, 6
- [34] Xin Ma, Yaohui Wang, Gengyun Jia, Xinyuan Chen, Ziwei Liu, Yuan-Fang Li, Cunjian Chen, and Yu Qiao. Latte: Latent diffusion transformer for video generation. *arXiv preprint arXiv:2401.03048*, 2024. 1, 6, 2
- [35] Fanqing Meng, Jiaqi Liao, Xinyu Tan, Wenqi Shao, Quan-feng Lu, Kaipeng Zhang, Yu Cheng, Dianqi Li, Yu Qiao, and Ping Luo. Towards world simulator: Crafting physical commonsense-based benchmark for video generation, 2024. 3, 5
- [36] Fanqing Meng, Jiaqi Liao, Xinyu Tan, Wenqi Shao, Quan-feng Lu, Kaipeng Zhang, Yu Cheng, Dianqi Li, Yu Qiao, and Ping Luo. Towards world simulator: Crafting physical commonsense-based benchmark for video generation, 2024. 1
- [37] Eyal Molad, Eliahu Horwitz, Dani Valevski, Alex Rav Acha, Yossi Matias, Yael Pritch, Yaniv Leviathan, and Yedid Hoshen. Dreamix: Video diffusion models are general video editors. *arXiv preprint arXiv:2302.01329*, 2023. 1
- [38] OpenAI. Gpt-4o, 2024. Accessed: 2024-02-14. 2, 5, 6
- [39] Kishore Papineni, Salim Roukos, Todd Ward, and Wei-Jing Zhu. Bleu: a method for automatic evaluation of machine translation. In *Proceedings of the 40th Annual Meeting of the Association for Computational Linguistics*, pages 311–318, Philadelphia, Pennsylvania, USA, 2002. Association for Computational Linguistics. 3
- [40] Kishore Papineni, Salim Roukos, Todd Ward, and Wei-Jing Zhu. Bleu: a method for automatic evaluation of machine translation. In *Proceedings of the 40th Annual Meeting of the Association for Computational Linguistics*, pages 311–318, Philadelphia, Pennsylvania, USA, 2002. Association for Computational Linguistics. 6
- [41] William Peebles and Saining Xie. Scalable diffusion models with transformers. *arXiv preprint arXiv:2212.09748*, 2022. 2, 6, 1
- [42] Alec Radford, Jong Wook Kim, Chris Hallacy, Aditya Ramesh, Gabriel Goh, Sandhini Agarwal, Girish Sastry, Amanda Askell, Pamela Mishkin, Jack Clark, Gretchen Krueger, and Ilya Sutskever. Learning transferable visual models from natural language supervision, 2021. 2, 3, 6
- [43] Jiao Sun, Deqing Fu, Yushi Hu, Su Wang, Royi Rassin, Da-Cheng Juan, Dana Alon, Charles Herrmann, Sjoerd van Steenkiste, Ranjay Krishna, et al. Dreamsync: Aligning text-to-image generation with image understanding feedback. *arXiv preprint arXiv:2311.17946*, 2023. 2, 3
- [44] Kaiyue Sun, Kaiyi Huang, Xian Liu, Yue Wu, Zihan Xu, Zhenguo Li, and Xihui Liu. T2v-compbench: A comprehensive benchmark for compositional text-to-video generation, 2024. 3, 5
- [45] Wenhao Sun, Rong-Cheng Tu, Jingyi Liao, and Dacheng Tao. Diffusion model-based video editing: A survey. *arXiv preprint arXiv:2407.07111*, 2024. 1
- [46] Genmo Team. Mochi 1. <https://github.com/genmoai/models>, 2024. 6, 1
- [47] Meta Movie Gen Team. Movie gen: A cast of media foundation models, 2024. 1, 2, 3
- [48] Pika Team. Pika, 2024. 1, 2, 6
- [49] Vidu Team. vidu, 2024. 2, 6, 1
- [50] Fengwei Teng, Zhaoyang Yu, Quan Shi, Jiayi Zhang, Chenglin Wu, and Yuyu Luo. Atom of thoughts for markov llm test-time scaling. *arXiv preprint arXiv:2502.12018*, 2025. 4
- [51] Hugo Touvron, Thibaut Lavril, Gautier Izacard, Xavier Martinet, Marie-Anne Lachaux, Timothée Lacroix, Baptiste Rozière, Naman Goyal, Eric Hambro, Faisal Azhar, et al. Llama: Open and efficient foundation language models. *arXiv preprint arXiv:2302.13971*, 2023. 2
- [52] Hugo Touvron, Louis Martin, Kevin Stone, Peter Albert, Amjad Almahairi, Yasmine Babaei, Nikolay Bashlykov, Soumya Batra, Prajjwal Bhargava, Shrutu Bhosale, et al. Llama 2: Open foundation and fine-tuned chat models. *arXiv preprint arXiv:2307.09288*, 2023. 2
- [53] Aaron van den Oord, Oriol Vinyals, and Koray Kavukcuoglu. Neural discrete representation learning, 2018. 2
- [54] Jiuniu Wang, Hangjie Yuan, Dayou Chen, Yingya Zhang, Xiang Wang, and Shiwei Zhang. Modelscope text-to-video technical report, 2023. 2
- [55] Peng Wang, Shuai Bai, Sinan Tan, Shijie Wang, Zhihao Fan, Jinze Bai, Keqin Chen, Xuejing Liu, Jialin Wang, Wenbin Ge, et al. Qwen2-vl: Enhancing vision-language model’s perception of the world at any resolution. *arXiv preprint arXiv:2409.12191*, 2024. 2, 5, 6
- [56] Yi Wang, Yanan He, Yizhuo Li, Kunchang Li, Jiashuo Yu, Xin Ma, Xinhao Li, Guo Chen, Xinyuan Chen, Yaohui Wang, Conghui He, Ping Luo, Ziwei Liu, Yali Wang, Limin Wang, and Yu Qiao. Internvid: A large-scale video-text dataset for multimodal understanding and generation, 2024. 3, 6
- [57] Qi Tian Weijie Kong. Hunyuanvideo: A systematic framework for large video generative models, 2024. 1, 2, 6, 8
- [58] Wilson Yan, Yunzhi Zhang, Pieter Abbeel, and Aravind Srinivas. Videogpt: Video generation using vq-vae and transformers, 2021. 2
- [59] An Yang, Baosong Yang, Beichen Zhang, Binyuan Hui, Bo Zheng, Bowen Yu, Chengyuan Li, Dayiheng Liu, Fei Huang, Haoran Wei, Huan Lin, Jian Yang, Jianhong Tu, Jianwei Zhang, Jianxin Yang, Jiaxi Yang, Jingren Zhou, Junyang Lin, Kai Dang, Keming Lu, Keqin Bao, Kexin Yang, Le Yu, Mei Li, Mingfeng Xue, Pei Zhang, Qin Zhu, Rui Men, Runji Lin,

- Tianhao Li, Tingyu Xia, Xingzhang Ren, Xuancheng Ren, Yang Fan, Yang Su, Yichang Zhang, Yu Wan, Yuqiong Liu, Zeyu Cui, Zhenru Zhang, and Zihan Qiu. Qwen2.5 technical report. *arXiv preprint arXiv:2412.15115*, 2024. [2](#), [5](#)
- [60] Zhuoyi Yang, Jiayan Teng, Wendi Zheng, Ming Ding, Shiyu Huang, Jiazheng Xu, Yuanming Yang, Wenyi Hong, Xiaohan Zhang, Guanyu Feng, et al. Cogvideox: Text-to-video diffusion models with an expert transformer. *arXiv preprint arXiv:2408.06072*, 2024. [1](#), [2](#), [6](#)
- [61] Shenghai Yuan, Jinfa Huang, Yongqi Xu, Yaoyang Liu, Shaofeng Zhang, Yujun Shi, Ruijie Zhu, Xinhua Cheng, Jiebo Luo, and Li Yuan. Chronomagic-bench: A benchmark for metamorphic evaluation of text-to-time-lapse video generation. *arXiv preprint arXiv:2406.18522*, 2024. [3](#), [5](#)
- [62] Ailing Zeng, Yuhang Yang, Weidong Chen, and Wei Liu. The dawn of video generation: Preliminary explorations with sora-like models, 2024. [5](#)
- [63] Yan Zeng, Guoqiang Wei, Jiani Zheng, Jiaxin Zou, Yang Wei, Yuchen Zhang, and Hang Li. Make pixels dance: High-dynamic video generation. In *Proceedings of the IEEE/CVF Conference on Computer Vision and Pattern Recognition*, pages 8850–8860, 2024. [6](#)
- [64] Yuanhan Zhang, Jinming Wu, Wei Li, Bo Li, Zejun Ma, Ziwei Liu, and Chunyuan Li. Video instruction tuning with synthetic data. *arXiv preprint arXiv:2410.02713*, 2024. [2](#)
- [65] Zangwei Zheng, Xiangyu Peng, Tianji Yang, Chenhui Shen, Shenggui Li, Hongxin Liu, Yukun Zhou, Tianyi Li, and Yang You. Open-sora: Democratizing efficient video production for all. *arXiv preprint arXiv:2412.20404*, 2024. [1](#), [2](#), [6](#)
- [66] Junchen Zhu, Huan Yang, Huiguo He, Wenjing Wang, Zixi Tuo, Wen-Huang Cheng, Lianli Gao, Jingkuan Song, and Jianlong Fu. Moviefactory: Automatic movie creation from text using large generative models for language and images, 2023. [1](#)
- [67] Özgün Çiçek, Ahmed Abdulkadir, Soeren S. Lienkamp, Thomas Brox, and Olaf Ronneberger. 3d u-net: Learning dense volumetric segmentation from sparse annotation, 2016. [2](#)

ETVA: Evaluation of Text-to-Video Alignment via Fine-grained Question Generation and Answering

Supplementary Material

7. Details on Evaluation Categories

The prompts were divided into 10 categories: existence, action, material, spatial, number, shape, color, camera, physics, other. Figure 5 shows that ETVABench-2k and ETVA-105 generate questions with similar distributions across these categories, indicating consistent coverage. Table 5 shows question example and prompt example for each category.

8. Detailed results on ETVABench-2k

More details of 10 open-source T2V models is in Table 6.

9. Details of Text-to-Video Models

Sora Sora [3] is a state-of-the-art text-to-video model built upon the DiT [41] architecture. As one of the most advanced and widely discussed video generation models, Sora is developed by OpenAI, though many of its underlying details remain undisclosed. Notably, OpenAI has not released an API for Sora, restricting video generation to browser-based access, which is both resource-intensive and inconvenient. In this study, we adopt a 16:9 aspect ratio at 480p resolution to generate 5-second video samples.

Vidu Vidu [49], a text-to-video (T2V) diffusion model developed by Shengshu Technology, integrates advanced semantic comprehension with dynamic shot composition capabilities to achieve hierarchical video synthesis across resolutions ranging from low-definition to 1080p. Our experimental framework employed Vidu 1.5 to generate 4-second video sequences at 720p resolution (16:9 aspect ratio), quantitatively assessing its dual capacity for contextual fidelity and cinematographic control.

Pika Pika [48], a proprietary video synthesis model developed by Pika Labs, demonstrates versatile capabilities in both video generation and multimodal editing across diverse visual styles. For experimental validation, we utilized the Pika 1.5 implementation to synthesize 5-second video sequences at a 16:9 aspect ratio, systematically evaluating its capacity to preserve temporal consistency and stylistic fidelity under standardized conditions.

Kling Kling [19] is a series of proprietary video generation models developed by Kuaishou. It is built on the Diffu-

sion Transformer (DiT) architecture and has demonstrated exceptional capabilities in generative tasks. For our experiments, we utilized Kling-1.0 and Kling-1.5, both standard models with a 16:9 aspect ratio, to generate 5-second video sequences.

Hunyuan-Video Hunyuan-Video [57], developed by Tencent, is currently the most advanced open-source T2V model. It features a massive 13 billion parameters architecture and is trained using the flow matching [27] method on a hierarchically structured, high-fidelity video dataset. For our experiments, we set the resolution to 544×966, generating a 5-second video consisting of 121 frames with 24 fps.

Mochi Mochi [46], a text-to-video (T2V) diffusion model developed by Genmo, demonstrates significant advancements in video synthesis through its 10-billion-parameter architecture. Preliminary evaluations indicate exceptional performance in motion fidelity and textual prompt alignment, substantially reducing the quality disparity between proprietary and open-source video generation systems. For experimental validation, we generated a 2-second video sequence (61 frames at 24 fps) with 480×848 pixel resolution, effectively demonstrating the model’s temporal coherence and detail preservation capabilities.

CogVideoX CogVideoX [60] is a large-scale open-source T2V model released by Zhipu, available in three versions: CogVideoX-2B, CogVideoX-5B, and CogVideoX-1.5-5B. It incorporates a 3D causal VAE and an expert transformer, enabling the generation of coherent, long-duration, and high-action videos. For CogVideoX-2B and CogVideoX-5B, we set the frame rate to 8 fps, generating a 6-second video with a total of 49 frames at a resolution of 720×480. For CogVideoX-1.5-5B, we used a resolution of 1360×768 at 16 fps, producing a 5-second video with 91 frames.

OpenSora OpenSora [65] is a high-quality DiT-based text-to-video model that introduces the ST-DiT-2 architecture. It supports flexible video generation with varying aspect ratios, resolutions, and durations. The model is trained on a combination of images and videos collected from open-source websites, along with a labeled self-built dataset. We utilized the officially released OpenSora 1.2 code and model, setting the spatial resolution to 720p and the frame rate to 24 fps, producing a 4-second (96-frame) video.

Prompt Category Analysis

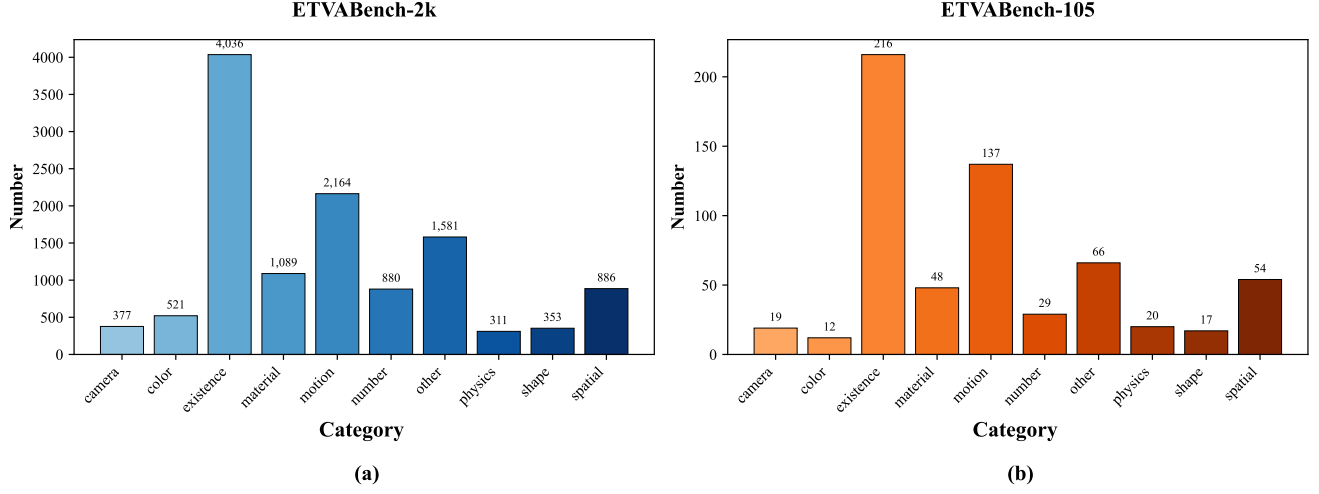


Figure 5. Prompt Category Distribution of ETVABench-2k and ETVABench-105

Category	Question Example	Prompt Example
Existence	<i>Is there a penguin in the video?</i>	<i>A penguin standing on the left side of a cactus in a desert.</i>
Action	<i>Does the player pass the football?</i>	<i>In a crucial game moment, a player passes the football, dodging opponents.</i>
Material	<i>Is the city made of crystals?</i>	<i>A city made entirely of glowing crystals that change colors based on emotions.</i>
Spatial	<i>Does the penguin stand on the left of the cactus?</i>	<i>A penguin standing on the left side of a cactus in a desert.</i>
Number	<i>Are there three owls in the video?</i>	<i>Three owls perch on a branch during a full moon.</i>
Shape	<i>Is the cloud shaped like a hand?</i>	<i>A cloud shaped like a giant hand that picks up people for transportation.</i>
Color	<i>Does the man's hair brown?</i>	<i>There's a person, likely in their mid-twenties, with short brown hair.</i>
Camera	<i>Is the camera pushing in?</i>	<i>A girl is walking forward, camera push in.</i>
Physics	<i>Is the water pouring out in the space station?</i>	<i>Water is slowly pouring out of glass cup in the space station.</i>
Other	<i>Is the video in the Van Gogh style?</i>	<i>A beautiful coastal beach waves lapping on sand, Van Gogh style.</i>

Table 5. Question Example and Prompt Example for Each Category.

OpenSora-plan OpenSoraPlan [25] is an advanced video generation model built upon Latte [34]. It replaces the Image VAE [17] with Video VAE [25] (CausalVideoVAE), following a similar approach to Sora [3]. For OpenSoraPlan v1.1, we used the 65-frame version with a spatial resolution of 512×512 at 16 fps, generating a 4-second video. For OpenSoraPlan v1.2, we selected the 93-frame version with a resolution of 720p at 16 fps, producing a 5-second video.

Vchitect Vchitect [9], an open-source text-to-video (T2V) generative model developed by Shanghai AI Lab, is built upon the Diffusion Transformer (DiT) [41] architecture. With 2 billion parameters, the model demonstrates robust capabilities in generating high-quality video content. For experimental validation, we synthesized a 5-second video sequence comprising 40 frames at 8 frames per second (fps), with a resolution of 768×432 pixels.

Latte Latte [34] is an early open-source DiT-based text-to-video model, built upon PixArt-Alpha with extended

spatiotemporal modules and further training. We employed the officially released LatteT2V code and model, preserving the original parameter settings. For video generation, we used a spatial resolution of 512×512, a frame rate of 8 fps, and a duration of 2 seconds (16 frames).

10. Details of Human annotation

Figure 6 shows detailed instructions for human annotation.

11. Prompts of ETVA

Figure 7 - Figure 11 present the detailed prompts in ETVA.

12. More Cases about ETVA

Figure 12 and Figure 13 show the detailed comparison results between ETVA and conventional evaluation metrics.

Model	Existence	Motion	Material	Spatial	Number	Shape	Color	Camera	Physics	Other	Avg
<i>Open-Source T2V Models</i>											
Latte	0.505	0.504	0.538	0.558	0.495	0.567	0.563	0.536	0.490	0.529	0.519
OpenSora-plan-1.1	0.534	0.526	0.496	0.568	0.522	0.504	0.522	0.488	0.397	0.568	0.529
OpenSora-plan-1.2	0.590	0.585	0.576	0.635	0.590	0.611	0.595	0.582	0.545	0.610	0.601
OpenSora-1.2	0.666	0.685	0.626	0.688	0.637	0.655	0.623	0.666	0.526	0.667	0.660
Cogvideox-2B	0.679	0.670	0.615	0.713	0.658	0.655	0.627	0.629	0.600	0.691	0.668
Vchitect-2.0	0.686	0.691	0.635	0.731	0.681	0.712	0.652	0.668	0.545	0.700	0.682
CogvideoX-5B	0.700	0.700	0.648	0.769	0.710	0.670	0.664	0.671	0.584	0.698	0.694
CogvideoX-1.5-5B	0.704	0.714	0.686	0.716	0.722	0.670	0.637	0.674	0.606	0.727	0.702
Mochi-1-preview	0.736	0.735	0.666	0.771	0.705	0.726	0.656	0.668	0.548	0.745	0.720
Hunyuan	0.753	0.756	0.699	0.810	0.747	0.761	0.726	0.695	0.632	0.762	0.748

Table 6. ETVA-Bench-2k evaluation results with 10 open-source T2V models and apple_video. A higher score indicates better performance for a dimension. **Bold** stands for the best score.

Instruction for Human Annotation

Task1:

This project aims to evaluate the text-video consistency of existing text-to-video generation models. Given a textual description and its corresponding generated video, annotators are required to assess the alignment between the textual input and the visual output. The evaluation task comprises 105 samples, each containing 14 video outputs generated by different models, stored in individual subdirectories. The videos are named sequentially as 1.mp4, 2.mp4, ..., 14.mp4, with the correspondence between model identifiers and video names randomized to ensure unbiased evaluation.

Evaluation Metric: The text-video consistency is scored on a scale from 0 to 5, with increments of 0.5. A score of 5 indicates perfect alignment between the generated video and the textual description, while a score of 0 denotes complete inconsistency. It is crucial to note that the assessment should focus exclusively on the semantic consistency between text and video, disregarding other factors such as video quality, resolution, or visual clarity.

Evaluation Procedure: As a demonstration, Sample 1 is provided as an illustrative example. Annotators are instructed to evaluate subsequent samples following the same scoring protocol as demonstrated in Sample 1.

Task2:

Following the assessment of text-video consistency scores, you are now required to evaluate the accuracy of specific questions derived from the textual descriptions. These questions are generated based on the input text, and your task is to determine whether the video content correctly answers each question. Please respond with "1" for correct and "0" for incorrect, strictly adhering to the evaluation protocol established in Sample 1.

Figure 6. Instruction for Human Annotation

Prompt for *Element Extractor*

System Prompt: You are a professional video question generation assistant specializing in structured data extraction. Your task is to meticulously analyze input prompts according to the following three-phase protocol:

User Prompt:

Task: given input prompts, extract the prompt background, camera and entities from the prompts.

Do not generate same entities multiple times. Do not generate entities that are not present in the prompts. Just output the entities and do not output other things.

output format: Background | "background"

Camera | "camera"

id | entity

Task: given input prompts, extract the attributes from the prompts.

Attributes are intrinsic characteristics of an entity and should not contain external entities that can be divided. Do not generate same attributes multiple times. Do not generate attributes that are not present in the prompts. Do not generate other entities as attributes. If no attribute is present, output "no mention".

output format: attribute | value

Task: given input prompts and entity, extract the relations between entities from the prompts. Notice that the relations are at least between two entities and if there is only one entity, output "no mention".

Do not generate same relations multiple times. Do not generate relations that are not present in the prompts.

output format: id | relation

Figure 7. Prompt for *Element Extractor*.

Prompt for *Graph Builder*

System Prompt: As a graph builder, your task is to construct a structured and semantically rich scene graph by systematically organizing the extracted entities, attributes, and relations. Your goal is to transform these components into a coherent and hierarchical representation that captures the underlying structure and relationships within the given data.

User Prompt:

You are tasked with constructing a structured mapping between entities and their corresponding attributes based on the provided input. Your goal is to analyze the given prompt , entities , and attributes , and accurately match each attribute to its associated entity. Follow these steps precisely: Carefully examine the prompt to understand the context and relationships between the entities and attributes. Identify the specific entity that each attribute describes or modifies. . Ensure that all mappings are accurate and contextually relevant, avoiding any mismatches or omissions. Output the results in the following strict format:

entity | attribute

Your task is to analyze the provided prompt , entities , and relations to construct a structured representation of the relationships between entities. Follow these steps precisely: Carefully examine the prompt to understand the context and identify how the entities are connected through the given relations. For each relation , determine the two entities it connects, ensuring the pairing is contextually accurate and meaningful. Ensure that all relationships are logically consistent and directly derived from the input data.

Output the results in the following strict format:

entity1 | relation | entity2 .

Figure 8. Prompt for *Graph Builder*.

Prompt for *Graph Traverser*

System Prompt: You are a research worker with excellent paper reading skills.

User Prompt:

Task: You are a helpful question generator for video. You are asked to generate questions based on the input video prompts and related entities, attributes and relations. Please ask questions as the format of examples. All the questions may can be answered by yes or no.

output format: question

Example 1:

prompt: During harvest, a bear rampages through a cornfield, stalks collapsing in waves. Film a group of skateboarders tearing through an urban skatepark, performing flips, grinds, and tricks with lightning-fast agility.

question_type : content: Background | Harvest

question: Is the video background in the scene of Harvest?

Example 2:

prompt: : A young man is riding a bicycle. He is wearing a blue hoodie and black jeans. His hair is brown and styled messily. He has a small scar above his left eye.

question_type : attribute

content: man | hair color brown

question: Is the hair color of the man brown?

Example 3:

prompt: A young man is riding a bicycle. He is wearing a blue hoodie and black jeans. His hair is brown and styled messily. He has a small scar above his left eye.

question_type : relation (entity, attribute, relation)

content: man | riding | bicycle

question: Is the man riding a bicycle?

Example 4:

prompt: {prompt}

question_type: {type}

content: {content}

question:

Figure 9. Prompt for *Graph Traverser*.

Prompt for *Knowledge Augmentation*

System Prompt: You are a helpful assistant tasked with analyzing video text prompts.

User Prompt:

Upon receiving a text prompt, your objective is to extract and identify implicit knowledge—such as common sense or relevant physical principles—that is not explicitly stated in the prompt but is necessary for generating an accurate and realistic video. You should present this knowledge as examples below:

Example 1:

prompt: A cyclist rides through a bustling city street during rush hour, weaving between pedestrians and navigating around parked cars.

Implicit knowledge: 1.Kinetic Friction and Balance:

Video Representation: Show the cyclist maintaining balance by subtly shifting their body weight and adjusting the handlebars, especially when navigating tight spaces or making sharp turns.

2.Reaction Time and Decision Making:

Video Representation: Depict the cyclist making quick decisions, such as braking suddenly to avoid a pedestrian or swerving to bypass an obstacle, illustrating the importance of reaction time in traffic.

3.Traffic Flow and Human Behavior:

Video Representation: Illustrate the flow of traffic and pedestrian movement, showing how the cyclist anticipates and responds to the actions of others, such as stopping at a crosswalk or merging into traffic lanes.

4.Sound and Environmental Cues:

Video Representation: Incorporate ambient city sounds like honking horns, footsteps, and the cyclist's breathing or gear shifting to convey the dynamic and potentially chaotic environment.

Example 2:

prompt: A cup of water is slowly poured out in the space station, releasing the liquid into the surrounding area.

Implicit knowledge: 1.Microgravity Behavior of Liquids:

Video Representation: Show water separating from the cup into spherical droplets that float freely in the cabin instead of falling to the floor.

2.Surface Tension Effects

Video Representation: Highlight close-up shots of water droplets retaining their round shape as they detach from the stream.

3.Absence of Air Resistance

Video Representation: Depict droplets drifting gently across the cabin, moving in straight paths without slowing down quickly.

Example 3:

prompt: {prompt}

Implicit knowledge:

Figure 10. Prompt for *Knowledge Augmentation*.

Prompt for *Multi-stage Reasoning*

System Prompt: You are a helpful video assistant. Now you are watching a video and given an answer to the question.

User Prompt:

You are a multimodal understanding assistant. You have access to the following:

- 1.Text (Input Description): A textual prompt that was used to generate the video.
- 2.Additional Common Sense Knowledge: Information that is not directly in the text but should be implicitly present in the video (e.g., logical or contextual details).
- 3.Video Clip: A generated video that you should analyze based on the text prompt and common sense.

Your task is to answer a video-related question, but first, engage in thorough reflection by considering the following steps:

- 1.Video Understanding: Analyze how the video matches the provided text and common sense. Does the video show what is expected based on the text? Are there any discrepancies or missing elements that should logically be present in the video?
- 2.Critical Reflection: Think through the implications of the video content in light of the text and common-sense knowledge. Does the video fully align with what was described, or are there gaps?
- 3.Conclusion: You should answer [YES] or [NO] special answer token to the question based on your analysis and provide a brief explanation to support your answer.

Here, the text prompt is: {prompt}

The common sense knowledge is: {common sense}

And the question is: {question}

Please finish the Video Understanding, Critical Reflection, and Conclusion stages with [YES] or [NO] special answer token.

Figure 11. Prompt for *Multi-stage Reasoning*.











Text input: Water is slowly pouring out of glass cup in the space station .	
Vidu	 BLIP_BLEU: 0.264 CLIPScore : 0.387 VideoScore : 2.110 ETVA : 0.750
Kling-v1.5	 BLIP_BLEU: 0.163 CLIPScore : 0.384 VideoScore : 1.960 ETVA : 0.375
Sora	 BLIP_BLEU: 0.081 CLIPScore : 0.374 VideoScore : 1.690 ETVA : 1.000
Pika	 BLIP_BLEU: 0.194 CLIPScore : 0.361 VideoScore : 1.870 ETVA : 0.875
Klingv1	 BLIP_BLEU: 0.176 CLIPScore : 0.373 VideoScore : 2.004 ETVA : 0.500
Hunyuan	 BLIP_BLEU: 0.183 CLIPScore : 0.320 VideoScore : 2.006 ETVA : 0.375
CogVidex-5B	 BLIP_BLEU: 0.132 CLIPScore : 0.366 VideoScore : 2.330 ETVA : 0.375
CogVidex-2B	 BLIP_BLEU: 0.203 CLIPScore : 0.321 VideoScore : 2.010 ETVA : 0.375
Mochi	 BLIP_BLEU: 0.139 CLIPScore : 0.323 VideoScore : 2.213 ETVA : 0.625
OpenSora	 BLIP_BLEU: 0.264 CLIPScore : 0.318 VideoScore : 2.271 ETVA : 0.250

Figure 12. Illustration of a comparative analysis between ETVA and conventional evaluation metrics, based on the text prompt: “Water is slowly pouring out of glass cup in the space station”. We compare our ETVA score with conventional text-to-video alignment metrics.











Text input: A leaf turns from green to red.					
Vidu		BLIP_BLEU: 0.177 CLIPScore : 0.343 VideoScore : 2.434 ETVA : 1.000			
Kling-v1.5		BLIP_BLEU: 0.268 CLIPScore : 0.347 VideoScore : 2.477 ETVA : 0.500			
Sora		BLIP_BLEU: 0.201 CLIPScore : 0.378 VideoScore : 1.946 ETVA : 0.250			
Pika		BLIP_BLEU: 0.212 CLIPScore : 0.344 VideoScore : 1.767 ETVA. : 0.500			
Klingv1		BLIP_BLEU: 0.157 CLIPScore : 0.331 VideoScore : 2.354 ETVA. : 0.250			
Hunyuan		BLIP_BLEU: 0.177 CLIPScore : 0.351 VideoScore : 2.545 ETVA. : 1.000			
CogVidex-5B		BLIP_BLEU: 0.128 CLIPScore : 0.324 VideoScore : 2.713 ETVA. : 0.250			
CogVidex-2B		BLIP_BLEU: 0.277 CLIPScore : 0.321 VideoScore : 2.707 ETVA. : 0.500			
Mochi		BLIP_BLEU: 0.277 CLIPScore : 0.384 VideoScore : 2.590 ETVA. : 0.250			
Opensora		BLIP_BLEU: 0.264 CLIPScore : 0.339 VideoScore : 2.666 ETVA : 0.250			

Figure 13. Illustration of a comparative analysis between ETVA and conventional evaluation metrics, based on the text prompt: "A leaf turns from green to red". We compare our ETVA score with conventional text-to-video alignment metrics.