

A Foundational Individual Mobility Prediction Model based on Open-Source Large Language Models

Zhenlin Qin^a, Leizhen Wang^b, Yancheng Ling^a, Francisco Câmara Pereira^c, Zhenliang Ma^{a,*}

^a*Department of Civil and Architectural Engineering, KTH Royal Institute of Technology, Sweden*

^b*Department of Data Science and Artificial Intelligence, Monash University, Australia*

^c*Department of Technology, Management and Economics Intelligent Transportation Systems, Technical University of Denmark, Denmark*

Abstract

Individual mobility prediction plays a key role in urban transport, enabling personalized service recommendations and effective travel management. It is widely modeled by data-driven methods such as machine learning, deep learning, as well as classical econometric methods to capture key features of mobility patterns. However, such methods are hindered in promoting further transferability and generalization due to limited capacity to learn mobility patterns from different data sources, predict in out-of-distribution settings (a.k.a “zero-shot”). To address the challenge, this paper proposes the foundational MoBLLM model based on lightweight open-source large language models (LLMs) fine-tuned on mobility datasets. We conduct extensive experiments on six real-world mobility datasets to evaluate its performance and transferability for diverse prediction tasks across varying times (years), space (cities), and situations (e.g., disruptions). The MoBLLM model achieves best F1 and accuracy performance in all datasets Compared with the state-of-the-art deep learning models. It also shows better transferability and cost performance than commercial LLMs. Further experiment reveals its high adaptability to different situations under network change, policy intervention, special events, and incidents. These results demonstrate the foundational capability of the MoBLLM model in predicting individual mobility, which contributes to precise and robust provision of personalized information for transportation management.

Keywords: Individual Mobility Prediction, Large Language Models, Fine-Tuning, Foundational Model

1. Introduction

Individual mobility prediction studies human mobility patterns at an individual level to forecast future movements. It facilitates a broad spectrum of applications in transportation domain, such as personalized services of POI or route recommendations and incentive mobility management (Ma and Zhang, 2022). Data-driven methods are dominant in this field including conventional Markov-based machine learning models (Gambs et al., 2012; Mathew et al., 2012; Lu et al., 2013)

*Corresponding author.

and deep learning (DL) models such as recurrent neural network (RNN) or Transformer (Feng et al., 2018; Kong and Wu, 2018; Xue et al., 2021). However, they are still limited to specialized training on the mobility dataset from a single city or data source, leading to low transferability of adapting to different travel contexts in different cities. It would be valuable to develop a foundational individual mobility prediction model capable of addressing these challenges.

Recently, Large Language Models (LLMs) have made significant progress, far surpassing previous state-of-the-art models such as BERT (Devlin et al., 2019) and T5 (Raffel et al., 2020). The LLMs become the new foundational model in Natural Language Processing (NLP) domain. In Artificial Intelligence (AI) systems, a foundational model is any model that is trained on broad data (generally using self-supervision at scale) that can be adapted (e.g., fine-tuned) to a wide range of downstream tasks (Bommasani et al., 2022). As fine-tuning techniques advance, LLMs can be applied to developing foundational models for other various disciplines (Wang et al., 2025; Awais et al., 2025). Inspired by the concept of foundational models in AI, we define the foundational mobility prediction model as one trained on extensive mobility data, capable of adapting to diverse prediction tasks across varying time scales (years), spatial scales (cities), and situational conditions (such as disruptions and interventions).

LLMs have also inspired a range of applications in urban mobility (Ma et al., 2025; Wang et al., 2024), particularly in mobility prediction tasks. Specifically, typical LLM based methods like In-Context Learning (ICL) (Brown et al., 2020) and Chain-of-Thought (CoT) (Wang et al., 2023a; Wei et al., 2022) enable modeling mobility prediction problems with natural language (Wang et al., 2023b; Liang et al., 2024; Feng et al., 2024a). However, hallucination issues (Huang et al., 2025) may arise when applying these methods, as their use of commercial LLMs lacks specialized training on mobility datasets. Therefore, the existing prompt engineering based methods are limited in generalizing prediction under different contexts (lack foundational capability). Besides, fine-tuning based on pretrained LLMs are applied to developing the individual mobility prediction framework (Li et al., 2024; Gong et al., 2024). They begin by aligning visited locations with specific intents, then leverage LLMs to predict the next location based on this enriched semantic context. From model validation perspectives, most of studies focus on prediction / accuracy but have not sufficiently demonstrated the LLMs’ capabilities of generalization and transferability across different data sources and prediction scenarios.

To fill the gap, we propose a foundational individual mobility prediction model MoBLLM based on open-source LLMs. It uses the pre-trained LLMs as the core module with generic prediction prompts and introduces instruction tuning (Zhang et al., 2023c) to enhance the LLMs’ capacities in adapting to different prompt writing styles of users and ensuring high transferability on different types of mobility data (e.g., check-in data). It adopts the Parameter Efficient Fine-Tuning (PEFT) method to realize the parameter and cost efficiency of training compared with the conventional full-parameter fine-tuning method. The key contributions include:

- Propose a foundational, open-source LLM-based individual mobility prediction model, which can adapt to different data from multiple sources and cities, various individual mobility prediction tasks and even diverse prediction scenarios.
- Introduce an efficient instruction generation approach to produce plentiful CoT based prompts for adapting to different writing styles of users.

- Validate the proposed method through extensive experiments on different mobility datasets, including GPS location, AFC, and check-in data from different cities over the world. It compares against state-of-the-art DL and LLM models in aspects of prediction accuracy and transferability (space, time, and situation).

The remainder of the paper is organized as follows: Section 2 reviews the recent approaches related to modeling individual mobility prediction in the literature. Section 3 defines the studied problem and proposes the framework, including instruction data generation and fine-tuning based on open-source LLMs. Case studies are conducted on real-world datasets are presented in Section 4. The final section concludes the main findings and discusses future work.

2. Related Work

The problem of individual mobility prediction consists of predicting an individual’s possible next location or trip information given their historical mobility sequence data (Ma and Zhang, 2022). In early stage, the Markov based methods are widely applied to modeling location transition probabilities, i.e, the next location prediction is based on several previous visited locations (Gambs et al., 2012; Mathew et al., 2012; Lu et al., 2013). Although these methods are intuitive and interpretable, they have low performance due to the difficulty in learning complex mobility patterns. Therefore, we focus on literature based on deep learning and LLM.

2.1. Deep Learning based Methods

Deep learning based methods commonly model individual mobility prediction by capturing the spatiotemporal features of an individual’s historical trip sequence. For example, Liu et al. (2016) models local temporal and spatial contexts by extending an recurrent neural network (RNN) layer with time-specific and distance-specific transition matrices. DeepMove (Feng et al., 2018) adopted a sequence to sequence (seq2seq)-based framework to capture the multi-level periodicity for mobility prediction from lengthy and sparse trajectories. The DeepTrip model (Zhang et al., 2023a) extended the DeepMove to predict the next trip information of the AFC metro data. Other RNN-based models adopted the Long Short-Term Memory (LSTM) architecture to model the prediction problem (Kong and Wu, 2018; Li et al., 2020; Chen et al., 2020).

Besides, several Transformer-based models show stronger capacities in capturing spatiotemporal context features of human trajectories and faster inference speed than the RNN-based models. Specifically, Xue et al. (2021) used a Transformer-based framework to learn temporal, semantic, social, and geographical contexts from the history of place sequences to predict the next place. Hong et al. (2023) adopted a multi-head self-attention mechanism model to infer the context of historical location visits, visit time, activity duration, and POI to infer individuals’ next location.

The above methods based on RNN or Transformer have achieved significantly better performance than the classical machine learning models like Markov but are still difficult to address the issue of low transferability. These methods can only be generalized to the samples aligned with the distribution of their training data since their relatively small parameter sizes limit the capability of learning the representations of mobility patterns from different data sources.

2.2. Large Language Model based Methods

Common LLM-based methods for mobility prediction employ In-Context Learning (ICL) approaches to prompt LLMs with prediction task descriptions and historical mobility data, as well as Chain-of-Thought (CoT) to guide LLMs to capture complex semantic information. Such approaches enable LLM to make predictions in a zero-shot way without requiring additional training or gradient update. For example, LLM-Mob (Wang et al., 2023b) adopted ICL to realize zero-shot individual mobility prediction. Similarly, LLM-MPE (Liang et al., 2024) predicted human mobility under public events by leveraging the unprecedented ability of LLM to process textual data. AgentMove (Feng et al., 2024a) achieved a generalized prediction of mobility for any city worldwide by introducing POI data from cities to capture the knowledge of the world. LingoTrip Qin et al. (2025) prompted LLMs to capture trip purposes, choice preferences and choice variability from individual’s historical trip data to comprehensively infer the next trip location. While these methods exhibit promising application potential, the performance still has significant room for improvement since they use commercial LLMs trained on millions of general corpora without training on any mobility dataset. Meanwhile, the commercial LLMs lacking specialized knowledge may cause hallucination issues when answering domain-specific questions (Huang et al., 2025).

To solve these problems, fine-tuning methods based on open-source pre-trained LLMs such as Llama (Touvron et al., 2023) adapt the LLMs to individual mobility datasets. Specifically, LIMP (Li et al., 2024) proposed a mixed framework that uses GPT-4o to generate high-quality intent data for training a local open-source LLM. Mobility-LLM (Gong et al., 2024) utilized LLMs to infer travel preferences using historical mobility data and POI information. Although these methods enable LLMs to capture the mobility intents or preferences of individual by fine-tuning, they have not demonstrated the capability of adapting to different data sources across multiple cities and diverse prediction scenarios such as disruptions and interventions.

Overall, the existing methods based on prompt engineering or fine-tuning show high potential in modeling the individual mobility prediction problem and yield a wide range of valuable applications. However, they are still insufficient to build a foundational model for individual mobility prediction due to the unsolved issues in adapting to diverse prediction tasks across varying spatiotemporal scales and conditional scenarios.

3. Methodology

3.1. Problem Definition

Most mobility prediction studies focus on predicting the next location given a series of historical mobility records of the individual (Ma and Zhang, 2022). Considering GPS trajectory data, check-in data, and AFC data used in these studies, we define four base tasks of individual mobility prediction tailored to different types of mobility data.

Task 1 (GPS trajectory location prediction): Given a user’s sequence of n chronological stays: $\mathbf{S} = (S_1, S_2, \dots, S_n)$, the task is to predict the next location of S_{n+1} . A stay S_i includes the start time of stay t_i , day of the week w_i , duration dur_i of S_i , and location l_i . Note that the location l_i denotes the corresponding GPS point in the original trajectory after discretization and the duration is $dur_i = t_i - t_{i-1}$.

Task 2 (check-in location prediction): Given a user’s sequence of n chronological stays: $\mathbf{S} = (S_1, S_2, \dots, S_n)$, the task is to predict the next location of S_{n+1} . A stay S_i includes the start time of stay t_i , day of the week w_i , and location l_i (physical location / point of interest).

Task 3 (next trip origin prediction): Given a user’s sequence of n chronological trip activities: $\mathbf{S} = (S_1, S_2, \dots, S_n)$, the task is to predict the next trip end location of S_{n+1} . A trip activity S_i includes the start time t_{s_i} , day of the week w_i , duration dur_i of S_i , start location l_{s_i} , and end location l_{e_i} . We define end time t_{e_i} , and then the trip activity duration is $dur_i = t_{e_i} - l_{s_i}$.

Task 4 (next trip destination prediction): Given a user’s sequence of $n - 1$ chronological trips: $\mathbf{Tr} = (Tr_1, Tr_2, \dots, Tr_{n-1})$, the task is to predict the next destination station of Tr_n . A trip Tr_i includes start time of trip t_{o_i} , day of the week w_i , origin station s_{o_i} , duration dur_i of last stay occurring before Tr_i , and destination station d_i . We define end time of trip t_{d_i} , and then the stay duration is $dur_i = t_{o_i} - t_{d_{i-1}}$.

The definitions of Tasks 1 and 2 are commonly used in studies conducted on GPS trajectory data or check-in data (Wang et al., 2023b; Li et al., 2024; Feng et al., 2024a) as shown in Figure 1(a). The GPS trajectory data are transformed into discrete representations due to the sparsity of their original coordinate format, making it difficult to model the semantic features of a location. For certain check-in data using the definition of Task 2, the duration information between two adjacent stays can be omitted due to a probable long time span, providing little effective activity information.

Tasks 3 and 4 are generally defined in the studies conducted on AFC trip data. Here, we adopt an activity-based prediction framework assuming that a stay between two trips contains only one activity, as shown in Figures 1(b) and 1(c), which may benefit the model performance (Mo et al., 2021; Qin et al., 2025). Specifically, we define $d_0 = home$ and $t_0 = 4 : 00AM$, which means the content of the first activity can be confirmed as staying home. The activity after the last trip of the day is not considered because it is exactly staying home the next day. The information of a trip mainly includes origin station o , destination station d , start time of trip t_o , end time of trip t_d , week of day w , which are commonly employed in trip prediction studies (Zhang et al., 2023b; Zhao et al., 2018). However, we extend a trip with the duration of the last stay defined in Task 4, supposing it is associated with certain activity information. Given the context of prediction on AFC trip data, we can align some notations of Task 3 with the trip definition where $t_{s_i} = t_{d_i}$, $t_{e_i} = t_{o_{i+1}}$, $l_{s_i} = d_i$ and $l_{e_i} = o_{i+1}$.

3.2. MoBLLM Framework

Figure 2 shows the framework of foundational MoBLLM model, focusing on the fine-tuning pipeline that consists of three main steps. It is basically using a top-tier versatile commercial LLM as the teacher model to instruct a customized and dedicated student model based on open-source LLMs. Specifically, first it uses advanced commercial LLMs (e.g., OpenAI’s GPT series) for fine-tuning by generating multi-style semi-complete instructions based on predefined base task prompt templates. These instructions are then combined with real-world mobility data to construct complete instruction samples. Finally, PEFT methods are applied to train an open-source LLM, such as Meta’s LLaMA series (Touvron et al., 2023), on the instruction dataset for mobility prediction tasks. The resulting fine-tuned model is referred to as MoBLLM. It can handle multiple individual

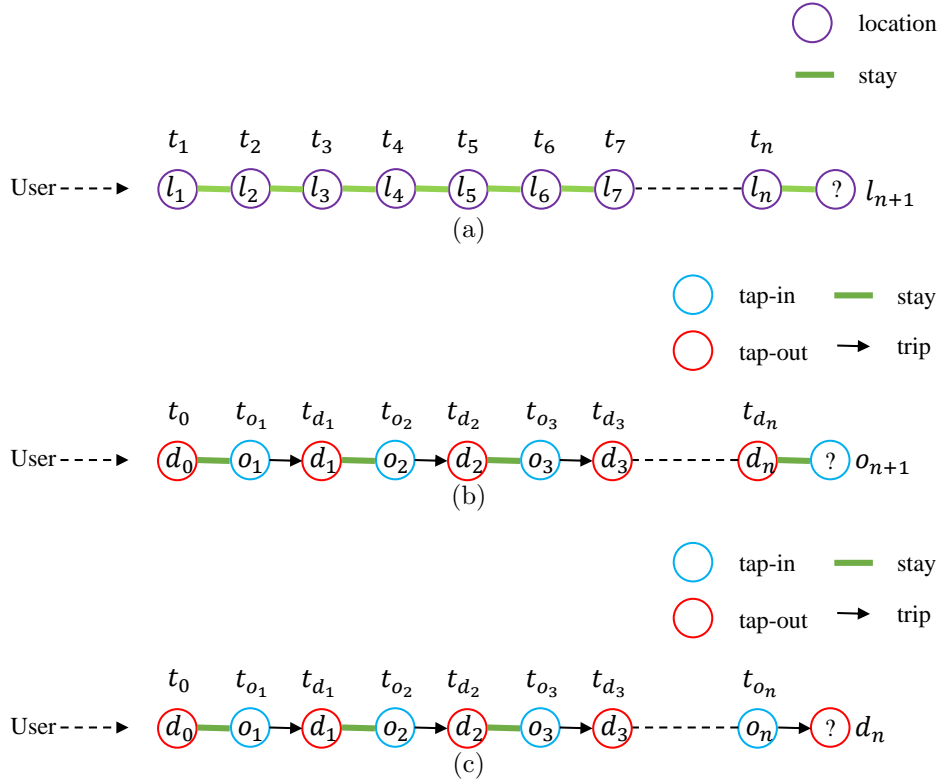


Figure 1: The examples of base tasks. The subfigure (a) presents an example of Task 1 or Task 2, and Tasks 3 and 4 are respectively illustrated by subfigures (b) and (c).

mobility prediction tasks by prompting necessary data context and guidance as shown in Figure 3.

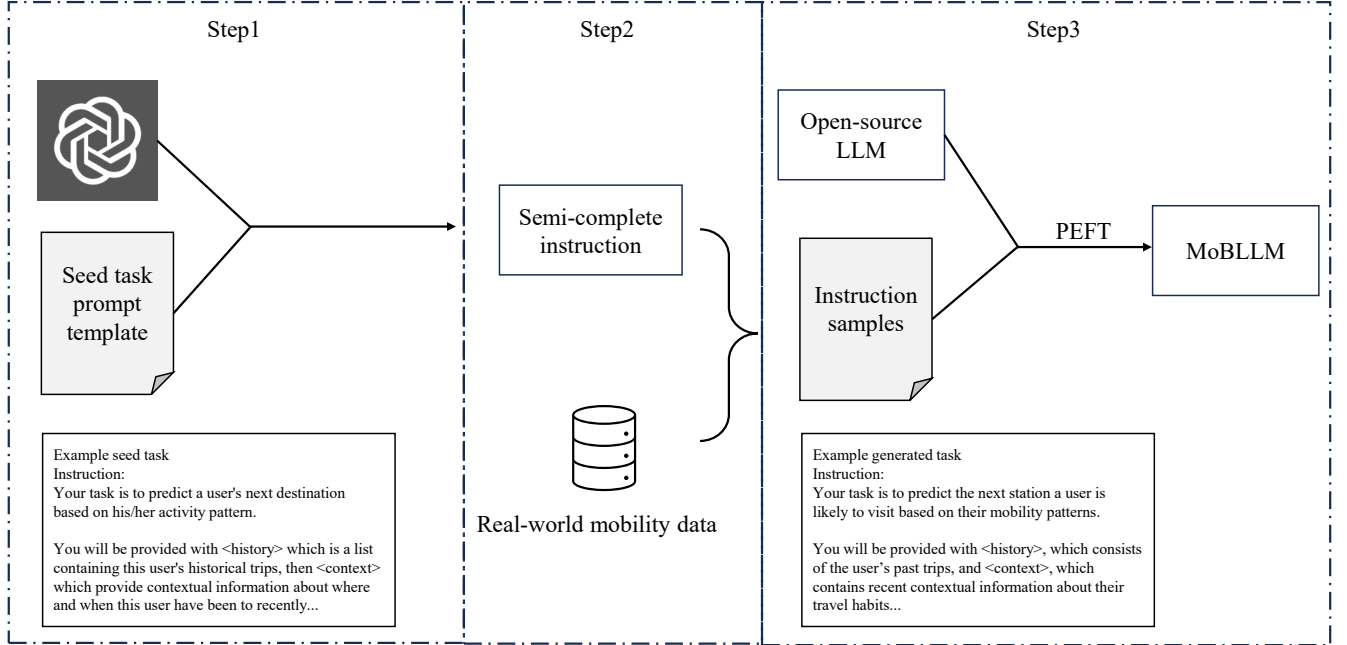


Figure 2: The overview of the proposed MoBLLM framework.

3.3. Prompt Template for Individual Mobility Prediction

To prompt LLMs to predict individual mobility in a batch processing manner, we employ an efficient template based on zero-shot CoT, following similar structures commonly adopted in recent literature (Wang et al., 2023b; Qin et al., 2025; Liang et al., 2024). The zero-shot CoT enhances LLMs to capture the spatiotemporal mobility patterns from historical data. As shown in Figure 3, the prompt template includes five components: task definition, data description, thinking guidance, output format, and data inputs.

First, the template briefly introduces the prediction tasks according to the definitions of base tasks in Section 3.1. To improve LLMs' capability of understanding the context of mobility data, we provide detailed descriptions about the formatted data, which are adjusted due to the practical data usage of the corresponding tasks. The output format regulates the LLM's output by asking it to provide its prediction and reason, facilitating quick processing of the text output. Such an approach of asking explanation not only improves LLMs' prediction performance in mobility prediction but also increases the interpretability and reliability of the model (Wang et al., 2023b).

The thinking guidance is the key to carrying out the LLMs' zero-shot learning in individual mobility prediction. It guides LLMs to capture mobility patterns from different time scales, i.e., the first and second aspects of thinking guidance shown in Figure 3. Then the third aspect reminds LLMs to learn the semantic information from the trips' spatiotemporal context.

3.4. Instruction Data Generation

Since most current LLMs are initially designed for dealing with various natural language tasks, there is a non-trivial mismatch between the original training objective of LLMs and our studied individual mobility prediction problem. To address the mismatch, we adopt the instruction tuning approach, which is commonly applied to enhance the capabilities and controllability of LLMs in other domain-specific tasks (Zhang et al., 2023c). The key to the approach is to construct an instruction-tuning dataset for LLMs’ fine-tuning. Each sample in the dataset can be concisely represented as an *(Instruction, Output)* pair. *Instruction* is a kind of prompt for instructing LLMs to specialize in the studied problem during the fine-tuning process, as shown in Figure 3. The *Output* denotes the desired output that follows the *Instruction*.

In practical application scenarios, users have different styles in writing prompts. The LLMs fine-tuned by single-style instructions have difficulty adapting to varying prompts, which probably leads to model performance reduction. To address this issue, we adopt an Alpaca-style prompt (Taori et al., 2023) to distill different expressions describing individual mobility prediction tasks to generate sufficient multi-style task instructions as the examples shown in Figure 2. Typically, distillation imparts knowledge and cognitive abilities from a competent teacher model to a simpler and more computationally efficient student model (Zhang et al., 2023c).

Figure 4 shows the CoT-based prompt for generating multi-style instructions with three main parts (see Appendix for generated examples). First, the LLMs should know how to generate diverse instructions related to time series prediction. Then, the requirements assist LLMs to work like professional mobility researchers to focus on the goal of human mobility prediction. In particular, it is necessary to limit the generation scope to text and obligatorily consider the generated instruction structure in the last three requirements. Such structural information can guide LLMs to generate CoT-based task instructions, which have been demonstrated to improve LLMs’ mobility prediction performance by previous studies (Wang et al., 2023b; Liang et al., 2024; Feng et al., 2024b; Qin et al., 2025).

To ensure the data authenticity, only the task definition, data description, and thinking guidance in Figure 3 are generated with diverse styles to get semi-complete instructions in Figure 2. Then it combines with a piece of real-world mobility data from the database to get an *Instruction*. To align with the required prediction results of the task prompt, the corresponding *Output* given an *Instruction* is set as $\{prediction : place_id\}$ where the *place_id* is the ground truth of the next location or origin / destination station defined in the Problem Definition.

3.5. Parameter Efficient Fine-Tuning

Fine-tuning is a widely adopted approach for adapting LLMs to domain-specific datasets. It leverages the pre-trained knowledge embedded in LLMs to enhance task-specific performance while requiring relatively limited data and computational resources (Parthasarathy et al., 2024). However, conventional approaches such as full-parameter fine-tuning demand substantial Graphics Processing Unit (GPU) memory and computational overhead, making them impractical for use on resource-constrained devices or small-scale workstations. In contrast, parameter-efficient fine-tuning (PEFT) methods significantly reduce memory requirements while maintaining high adaptation performance (Han et al., 2024). One of the most prominent PEFT techniques is Low-

Task definition	Your task is to predict a user's next destination based on his/her activity pattern.
Data description	<p>You will be provided with <code><history></code> which is a list containing this user's historical trips, then <code><context></code> which provide contextual information about where and when this user have been to recently.</p> <p>Trips in both <code><history></code> and <code><context></code> are in chronological order. Each trip takes on such form as (start_time, day_of_week, duration, origin, destination). The detailed explanation of each element is as follows: start_time: the start time of the trip in 12h clock format. day_of_week: indicating the day of the week. duration: an integer indicating the duration (in minute) of the last activity. origin: an integer or a name representing the boarding station, which may indicate a location closest to the place where the last activity ends or the trip starts. destination: an integer or a name representing the alighting station, which may indicate a location closest to the place where the next activity happens or the trip finishes.</p> <p>Trip in <code><target></code> takes a form as (start_time, day_of_week, duration, origin, <code><next_destination></code>). Then you need to do next location prediction on <code><target></code> which is the prediction target with unknown destination denoted as <code><next_destination></code> and unknown duration denoted as None, while temporal information is provided.</p>
Thinking guidance	<p>Please infer what the <code><next_destination></code> is (i.e., the most likely station), considering the following aspects:</p> <ol style="list-style-type: none"> 1. the activity pattern of this user that you learned from <code><history></code>, e.g., repeated visit to a certain destination during certain time; 2. the context trips in <code><context></code>, which provide more recent activities of this user; 3. the temporal and spatial information (i.e., start_time, day_of_week, duration and origin) of target trip, which is important because people's activity varies during different times (e.g., nighttime versus daytime), and on different days (e.g., weekday versus weekend), and different places (e.g., central business district versus residential district)
Output format	Please organize your answer in a JSON object containing following keys: "prediction" (end_location) and "reason" (a concise explanation that supports your prediction). Do not include line breaks in your output.
Data inputs	<p>The data are as follows:</p> <pre> <history>: {history} <context>: {context} <target>: {target trip} </pre>

Figure 3: The example of instruction data. For the data input, `<history>` and `<context>` are the user's mobility sequences respectively, containing long-term and recent stays or trips. `<target>` includes the information about current states except for location, e.g., the tap-out station and time of the last trip.

Rank Adaptation (LoRA) (Hu et al., 2021), which has been extensively used to fine-tune LLMs in mobility-related applications (Li et al., 2024; Gong et al., 2024).

Figure 5 shows that LoRA introduces two trainable matrices, $W_1 \in \mathbb{R}^{d \times r}$ and $W_2 \in \mathbb{R}^{r \times k}$, where the rank r is significantly smaller than $\min(d, k)$. Given an input $X \in \mathbb{R}^{d \times k}$, the original pre-trained weight matrix W_0 remains fixed throughout the fine-tuning process. This matrix encodes general-purpose knowledge acquired during large-scale pretraining. In contrast, W_1 and W_2 are lightweight adapters that capture task-specific patterns—in this case, individual mobility behavior. The adapted representation used for downstream mobility prediction tasks is computed as:

$$h = W_0 X + \frac{\alpha}{r} W_1 W_2 X, \quad (1)$$

where h denotes the output embedding aligned with mobility-related semantics in X . Here, α is a tunable scaling factor used to control the contribution of the low-rank update.

Instead of updating the full weight matrix, LoRA introduces a low-rank correction term $W_1 W_2$ on top of W_0 , allowing the model to efficiently adapt without retraining all parameters. Since the number of parameters in W_1 and W_2 is orders of magnitude smaller than in W_0 , this approach

You are asked to come up with a set of 10 diverse task instructions related to time series prediction. These task instructions will be given to a GPT model and we will evaluate the GPT model for completing the instructions.

Here are the requirements:

1. The instructions should be in English.
2. Each generated instruction should be as long as the given example instruction. Give the corresponding task title before generating the instruction.
3. Assuming that you are a mobility research scientist, each generated instruction should be related to human mobility prediction, e.g., predict next location or next trip station.
4. The language used for the instruction also should be diverse. For example, you should combine questions with imperative instructions.
5. A GPT language model should be able to complete the instruction. For example, do not ask the assistant to create any visual or audio output.
6. The main structure of an instruction should include <task definition>, <data description> and <thinking guidance>.
7. <data description> have and only have 5 elements of a stay that can be illustrated: start_time, day_of_week, duration, origin, destination.

List of 10 tasks:

{prompt template of base task}

...

Figure 4: The prompt example to generate multi-style instructions. A prompt template of the base task is put at the end, prompting LLMs to learn the style.

significantly reduces GPU memory requirements. Empirical studies report that LoRA can achieve up to a 3 times reduction in memory usage while maintaining competitive performance (Hu et al., 2021), making it well-suited for fine-tuning LLMs on mobility datasets under limited resources.

In the fine-tuning phase, the individual mobility prediction task is framed as a next-token generation task. With the instruction dataset constructed by Section 3.4, the PEFT method can tune an open-source LLM’s parameters by optimizing the following objective function in a supervised way:

$$L(\theta) = -\mathbb{E}_{(x,y) \in \mathbb{D}} \left[\sum_{i=1}^n \log_{\theta} P(y_i | x; y_{1:i-1}) \right], \quad (2)$$

where \mathbb{D} denotes the instruction dataset and θ represents the trainable parameters in PEFT method (i.e., W_1 and W_2 in Equation 1). Each (x, y) represents a pair of (*Instruction*, *Output*) in the instruction dataset. The $y_{1:i-1}$ and y_i respectively denote the previously generated tokens and the ground truth of the next token.

4. Case Studies

4.1. Data Description and Performance metrics

We aim to systematically validate the MoBLLM model capability in generalizing to diverse prediction tasks across varying time scales, spatial scales and conditional scenarios. To do that, we conduct case studies using six mobility datasets, i.e., Geolife ¹, FSQ-NYC, FSQ-TKY (Yang

¹<https://www.microsoft.com/en-us/research/publication/geolife-gps-trajectory-dataset-user-guide/>

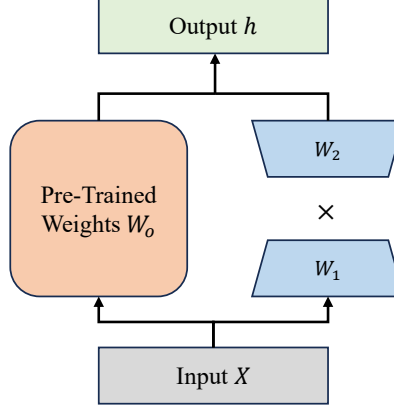


Figure 5: The framework of LoRA.

Table 1: The descriptions of datasets.

Dataset	Type	User Number	Test Samples	District	Task Type
Geolife	GPS trajectory	45	3459	Beijing	task 1
FSQ-NYC	check-in	535	12141	New York	task 2
FSQ-TYK	check-in	450	11250	Tokyo	task 2
FSQ-Global	check-in	1500	43500	415 cities in 77 countries.	task 2
HK-ORI	AFC	500	5260	Hong Kong	task 3
HK-DEST	AFC	500	5260	Hong Kong	task 4
HZ-ORI	AFC	1200	15296	Hangzhou	task 3
HZ-DEST	AFC	1200	15296	Hangzhou	task 4

et al., 2014), FSQ-Global² (Yang et al., 2016), Hong Kong (HK) AFC data, Hangzhou (HZ) AFC data³. The detailed statistics of these datasets are presented in Table 1. According to Tasks 3 and 4 for predicting origin and destination, each AFC data can be processed to obtain two subsets, such as HK-ORI and HK-DEST.

In the case studies, we employ the following two metrics to evaluate the predictive performance of models:

- **Accuracy**: measures if the next location’s prediction is correct compared with the ground truth of the next visited location. We use $ACC(\%)$ in the following parts to denote this metric that measures the ratio of correct predictions in the test set, which is formulated as follows:

$$ACC = \frac{T}{T + N} \times 100\%, \quad (3)$$

where T and N are the number of correctly and incorrectly predicted samples, respectively.

- **Weighted F1** measures the model’s performance in predicting frequently visited locations

²<https://sites.google.com/site/yangdingqi/home/foursquare-dataset>

³<https://tianchi.aliyun.com/dataset/21904>

to avoid the issue of imbalance of individual’s visited locations, which is denoted as the abbreviation $F1$ in the following parts.

$$F1 = \frac{2TP}{2TP + FP + FN}, \quad (4)$$

where TP , FP and FN are respectively the number of true positive, false positive and false negative samples.

4.2. PEFT methods and parameters

To adapt open-source LLMs to real-world human mobility prediction tasks under resource constraints, we apply LoRA and several advanced variants in fine-tuning and compare their efficiency. These include OLoRA (Büyükakyüz, 2024), EVA (Paischer et al., 2024), PiSSA (Meng et al., 2024), LoftQ (Li et al., 2023), LoRA+ (Hayou et al., 2024), rsLoRA (Kalajdzievski, 2023), and QLoRA (Dettmers et al., 2023).

There are two important hyperparameters in Equation (1) that have a significant impact on fine-tuning. They are the rank r and scaling factor α , which control the updated parameter size and the ratio of specific knowledge influencing the fine-tuning process. Their specific values used in the PEFT methods in Table 2 are referred to in the corresponding literature, considering the trade-off between GPU memory, fine-tuning time, and model performance. All PEFT methods used in this research are based on a pre-trained LLaMA-3.1-8B-Instruct⁴ except the LoftQ starting with a 4-bit and 64-rank checkpoint of LLaMA-3-8B-Instruct⁵ provided. About 100K training samples are used for fine-tuning and the batch size is set to 3 for all the methods. All the model training and experimental evaluations are conducted on a workstation with Intel(R) Xeon(R) w7-3465X CPU, 4 NVIDIA RTX 6000 Ada GPUs, and 512-Gb memory.

As shown in Table 2, the OLoRA achieves the best performance on average with the highest GPU memory consumption but the lowest fine-tuning time. The QLoRA has the lowest performance, though it needs the least GPU memory for fine-tuning because it represents weights and activations with lower-precision data types by a 4-bit quantization technique. For the following experiments, we adopt the checkpoint trained by OLoRA to compare the MoBLLM with other baseline models.

4.3. Baselines

To benchmark the performance of MoBLLM, we compare it with 4 baseline models as follows:

- **DeepMove** (Feng et al., 2018) uses recurrent networks with an attention mechanism to capture multi-scale temporal dependencies of mobility patterns.
- **MobTCast** (Xue et al., 2021) is based on a transformer encoder network to leverage temporal, semantic, social, and geographical contexts from historical mobility sequences to predict the next location.

⁴<https://huggingface.co/meta-llama/Llama-3.1-8B-Instruct>

⁵<https://huggingface.co/LoftQ/Meta-Llama-3-8B-Instruct-4bit-64rank>

Table 2: The performance of MoBLLM model with different PEFT methods. The MEM denotes the GPU memory (Gb) and Time denotes the fine-tuning time (hour).

PEFT	Geolife		FSQ-NYC		HK-ORI		HK-DEST		MEM	Time
	ACC	F1	ACC	F1	ACC	F1	ACC	F1		
LoRA	58.31	0.5385	41.58	0.3687	84.52	0.8447	70.3	0.6972	50	30
OLoRA	58.51	0.5394	41.21	0.3651	87.86	0.8784	70.93	0.7044	60.4	23
EVA	57.13	0.5251	40.51	0.3568	87.43	0.8743	70.23	0.6979	54.3	25.5
PiSSA	53.89	0.4829	35.21	0.3053	62.39	0.6259	41.77	0.3972	60	32
LoftQ	58.5	0.537	40.92	0.3611	87.46	0.8745	70.48	0.6995	92.3	37.5
LoRA+	58.14	0.5346	39.86	0.3487	63.75	0.6348	41.52	0.3861	54.7	32
rsLoRA	59.01	0.5414	41.55	0.3678	87.48	0.8749	68.56	0.6805	58.5	32
QLoRA	38.48	0.3348	18.15	0.1355	40.08	0.3883	42.7	0.4028	46.4	37.4

- **MHSA** (Hong et al., 2023) uses a multi-head self-attentional network to infer an individual’s next location by considering historical location visits, visit time, activity duration, as well as their surrounding land use information.
- **LLM-Mob** (Wang et al., 2023b) is an ICL-based model to first use LLMs to predict future human mobility by zero-shot CoT.

All the deep learning models DeepMove, MobTCast and MHSA are respectively trained and tested on each dataset with the same sample size as the MoBLLM. The MoBLLM model is fine-tuned on a mixed dataset combined with Geolife, FSQ-NYC, HK-ORI, and HK-DEST where each sample is assembled with an individual historical mobility sequence and instruction context generated by GPT-4o mini of Azure OpenAI with temperature as 0.3. It consumes about 1.2M tokens of generated instructions at a friendly cost of 0.7 dollars. The LLM-Mob model also adopts GPT-4o mini with temperature as zero to test its performance on the datasets.

4.4. Prediction Performance Comparison

Table 3 shows the results of comparing the MoBLLM model with baselines. The MoBLLM achieves the state-of-the-art performance over all the baseline models on all datasets. The deep learning models DeepMove, MobTcast, and MHSA can perform better only on HK-ORI and HK-DEST than the LLM-Mob model. Compared with Geolife and FSQ-NYC, which contain various activity patterns with high sparsity, these AFC datasets have dense mobility patterns like periodical commuting. These deep learning models can easily learn dense patterns in training but have difficulty capturing sparse patterns, while the MoBLLM can adapt to different types of datasets regardless of sparse or dense patterns. The results of comparing the two LLM-based methods demonstrate that open-source LLMs can obtain substantial performance improvement by PEFT fine-tuning (better than commercial ones).

4.5. Transferability Performance

Transferability measures the model’s performance in adapting to data sources that are significantly different from the training data. Based on the checkpoint trained by OLoRA in Section 4.2,

Table 3: The performance comparison between the MoBLLM and baseline models

Model	Geolife		FSQ-NYC		HK-ORI		HK-DEST	
	ACC	F1	ACC	F1	ACC	F1	ACC	F1
DeepMove	26.10	0.1890	19.30	0.1550	82.81	0.827	65.45	0.6450
MobTCast	29.50	0.1730	20.20	0.1660	83.28	0.8324	65.49	0.6478
MHSA	31.40	0.2180	20.20	0.1490	83.55	0.8349	66.00	0.6554
LLM-Mob	45.10	0.4040	27.40	0.2210	62.81	0.6494	54.23	0.5334
MoBLLM	58.51	0.5394	41.21	0.3651	87.86	0.8784	70.93	0.7044

Table 4: The transferability and cost comparison between GPT-4o mini and MoBLLM on four datasets. The cost denotes the total expense incurred in the test.

Model	HZ-ORI		HZ-DEST		FSQ-TYK		FSQ-Global		Cost(\$)
	ACC	F1	ACC	F1	ACC	F1	ACC	F1	
LLM-Mob	74.03	0.7473	69.26	0.6901	16.2	0.1171	16.26	0.1066	43.8
MoBLLM	89.24	0.8921	80.15	0.7998	28.7	0.2528	25.42	0.2085	0.7

the MoBLLM is tested its transferability on the datasets FSQ-TYK, FSQ-Global, HZ-ORI and HZ-DEST as described in Table 1, which are unseen in the fine-tuning. Due to the inconsistency of predictable locations between training data and the transferability test data, the conventional deep learning models DeepMove, MobTCast, and MHSA are unable to be applied to other cities' mobility data. Therefore, we only use the LLM-Mob deployed with GPT-4o mini as the baseline in this experiment. To avoid the disturbance caused by different prompts, the MoBLLM adopts the same prompt as LLM-Mob, such as the example in Figure 3.

The results are presented in Table 4, where the open-source MoBLLM model significantly outperforms the general-purpose commercial LLM. It demonstrates that an open-source LLM, i.e., LLaMA-3.1-8B-Instruct used in the case studies, can become an expert in different mobility prediction tasks by the proposed fine-tuning framework. Moreover, the MoBLLM shows a significant superiority in cost efficiency, mainly produced by generating instructions for training, which is about 60 times cheaper than a commercial LLM.

4.6. Adaptation under Different Prediction Situations

To investigate the adaptation under different situations (events, incidents), we further estimate the model prediction performance in the Hong Kong AFC data (mainly due to the wide data availability for the test). As shown in Table 5, the adaptation datasets involve individual trips occurring in metro network change (MNC), policy intervention (PI), special events (SE), and metro incidents (MI). Besides, each of the four datasets can be divided into 2 subsets according to origin prediction (ORI) and destination prediction (DEST). All the results of validating adaptability are shown in Table 6, where the results of HK-ORI and HK-DEST in regular scenarios are also listed for comparison.

Overall, the MoBLLM model has robust performance in different prediction situations and significantly outperforms all the baseline models. The deep learning based models have huge performance reduction in PI-ORI and PI-DEST. Especially in PI-DEST, their performance reduces by over 10% compared with the performance in HK-DEST, while the LLM-based models only have

Table 5: The descriptions of adaptation datasets

Dataset	User Number	Test Samples	Time Span	Description
MNC	898	6318	2016/08-2016/11	Compared with training data, it has less stations.
PI	844	5791	2014/07-2014/08	Compared with training data, it has less stations and fare discount in morning peak.
SE	1657	5010	2018/01-2018/03	Compared with training data, it has the same number of stations but all the samples are selected from 35 days with live concerts.
MI	2919	4975	2018/01-2018/02	Compared with training data, it has the same number of stations but all the samples are selected from 7 incident days with at least 10-minute delay.

a margin reduction of about 2%. The probable reason is that the PI datasets are much different from the HK-ORI and HK-DEST used for training the deep learning models. Deep learning models have low transferability, which leads to significant performance variation in situations where the input data is inconsistent with the training data to some extent.

We further analyze the robustness of the MoBLLM model in each prediction situation. In datasets MNC and PI that have fewer stations than the training data, the MoBLLM model performance has an average decrease by about 7.5% on ACC and F1 for origin prediction compared to the performance in HK-ORI. The MoBLLM model performs worse in PI than MNC for both origin and destination prediction because there exist policy interventions of price discounts that probably cause a part of passengers to change their travel behaviors. In the datasets SE and MI that have special events and incidents influencing the demands, the MoBLLM model has a margin performance reduction of about 3% for the origin prediction. It is because a small number of passengers may change their travel choices. For destination prediction on these two datasets, the MoBLLM even has better performance than the one on HK-DEST, which implies that the special events may not significantly influence the destination of existing trips. Therefore, the MoBLLM model has a good generalization ability to adapt to different prediction situations covering metro network change, policy disturbances, special events, and incidents.

5. Conclusions

This paper proposes the MoBLLM model for individual mobility prediction problem. It is obtained by adopting the PEFT method to tune an open-source LLM on the instruction dataset, which can be generated based on the real-world mobility data. Such fine-tuning enables the MoBLLM model to adapt to diverse individual prediction tasks across time scales, spatial scales, and conditional scenarios.

In the cases studies, six real-world mobility datasets from multiple cities are used to validate

Table 6: Model performance comparison under different scenarios.

Dataset		DeepMove	MobTCast	MHSA	LLM-Mob	MoBLLM
HK-ORI	ACC	82.81	83.28	83.55	62.81	87.86
	F1	0.827	0.8324	0.8349	0.6494	0.8784
MNC-ORI	ACC	74.39	78.8	78.69	63.49	83.1
	F1	0.741	0.785	0.785	0.6412	0.83
PI-ORI	ACC	71.52	75.91	76.51	58.97	79.4
	F1	0.712	0.7552	0.7614	0.5911	0.7928
SE-ORI	ACC	73.99	78.68	79.34	62.06	84.91
	F1	0.7333	0.7798	0.7875	0.625	0.8482
MI-ORI	ACC	75.47	80.78	81.56	65.33	85.59
	F1	0.7497	0.8031	0.8129	0.6602	0.8554
HK-DEST	ACC	65.45	65.49	66	54.23	70.93
	F1	0.645	0.6478	0.6554	0.5334	0.7044
MNC-DEST	ACC	55.22	59.43	58.76	55.67	71.85
	F1	0.5416	0.586	0.583	0.5519	0.7229
PI-DEST	ACC	51.54	55.08	55.15	53.76	68.71
	F1	0.503	0.5436	0.5472	0.5322	0.6835
SE-DEST	ACC	53.17	56.68	58.86	52.93	72.69
	F1	0.5175	0.5569	0.5824	0.525	0.7235
MI-DEST	ACC	60.7	63.41	64.78	61.95	79.92
	F1	0.5951	0.6294	0.6436	0.6167	0.7971

the performance of MoBLLM model. We systematically evaluate LoRA and its several advanced variants in fine-tuning to obtain the optimal MoBLLM model. Compared with the state-of-art baseline models on accuracy, the MoBLLM model averagely outperforms the best DL model (MHSA) by 50.44% and the LLM-Mob model based on commercial LLMs by 37.30%. Besides, the MoBLLM model also shows significant superiority in transferability and finance compared to the method based on commercial LLMs. In the adaptability evaluation on 4 trip datasets representing different conditional scenarios, the MoBLLM shows the robust performance and outperforms the best benchmark (MHSA) by 14.67% on average. These results of case studies comprehensively demonstrate the capacity of the MoBLLM model as the foundational individual mobility prediction model.

The MoBLLM model contributes to precise and robust provision of personalized information for transportation management, e.g., crowding and disruption management. However, note that the incident logs or event information are important for prediction. Future work will design the prompt (incorporating situational context) and explore the fine-tuning methods to further improve the MoBLLM’s adaptability for abnormal situations. Also, future validation of the MoBLLM model on data from more cities is valuable.

6. CRediT authorship contribution statement

Zhenlin Qin: Conceptualization, Data curation, Methodology, Visualization, Investigation, Formal analysis, Validation, Writing – original draft. **Leizhen Wang:** Methodology, Validation,

Writing – review and editing. **Yangcheng Ling**: Data curation, Validation **Zhenliang Ma**: Conceptualization, Data curation, Methodology, Formal analysis, Writing – review and editing, Supervision. **Francisco Câmara Pereira**: Conceptualization, Formal analysis, Writing – review and editing, Supervision

Acknowledgements

The work was supported by the TRENOP center (Swedish Strategic Research Area in Transportation) at KTH Royal Institute of Technology, Sweden.

7. Data availability

The code, datasets (upon confidential check), experiments for this paper will be made public available at: <https://github.com/qzl408011458/MoBLLM>.

Appendix A.

The following four instruction examples are respectively generated based on the instruction templates of corresponding base tasks defined in Section 3.1.

<task definition>
Your task is to predict a user's next location based on the day of the week and their historical mobility patterns.

<data description>
You will be provided with <history>, a list of the user's past stays, and <context>, which offers additional context about their recent movements.

Each stay is represented as (start_time, day_of_week, duration, place). The elements are defined as follows:
- start_time: the time the stay began in 12h clock format.
- day_of_week: the day of the week when the stay occurred.
- duration: an integer indicating the duration (in minutes) of the stay. Note that this will be None in the <target_stay> introduced later.
- place: an integer or name representing the unique place of the stay.

The <target_stay> is structured as (start_time, day_of_week, None, <next_place>). Your goal is to predict the <next_place>, which is currently unknown.

<thinking guidance>
To predict the <next_place>, consider the following:
1. The user's historical visits on the same day of the week in <history>, noting any recurring patterns.
2. The recent stays in <context>, which may suggest changes in the user's routine.
3. The temporal information of the target stay (start_time, day_of_week), as it can influence the likelihood of visiting certain places.
Please organize your answer in a JSON object containing following keys: "prediction" (place).

The data are as follows:
<history>: {history}
<context>: {context}
<target>: {target stay}

Figure A1: The generated instruction example for the task 1.

<task definition>
Your task is to predict the location a user is most likely to visit next based on their past visit patterns.

<data description>
You will receive <history>, which includes a series of the user's previous visits, and <context>, which provides additional context about their recent activities. Each visit is represented as (start_time, day_of_week, place). The elements are defined as follows:
- start_time: the time the visit started in 12-hour clock format.
- day_of_week: the day of the week when the visit occurred.
- place: a unique identifier or name for the location visited.

The target visit is formatted as (start_time, day_of_week, <next_place>), where <next_place> is the location you need to predict.

<thinking guidance>
To infer <next_place>, consider the following:
1. The historical visit patterns in <history>, particularly any locations that are frequently revisited.
2. The recent visits in <context>, which may indicate a shift in the user's behavior.
3. The temporal information (start_time, day_of_week) of the target visit, as this can significantly affect the likelihood of visiting certain places.
Please organize your answer in a JSON object containing following keys: "prediction" (place).

The data are as follows:
<history>: {history}
<context>: {context}
<target>: {target stay}

Figure A2: The generated instruction example for the task 2.

<task definition>
Your task is to predict the next trip station for a user based on their previous travel patterns.

<data description>
You will receive <history>, which consists of the user's past trips, and <context>, which provides details about their recent travel activities.

Each trip in both <history> and <context> is recorded in chronological order, formatted as (start_time, day_of_week, duration, place). The elements are defined as follows:
start_time: the time when the trip began in 12h clock format.
day_of_week: the day of the week when the trip occurred.
duration: an integer representing the trip duration (in minutes), which will be None in the <target_trip> introduced later.
place: an integer or name identifying the unique station where the trip started or ended.

The <target_trip> is formatted as (start_time, day_of_week, None, <next_station>), where <next_station> is the station you need to predict.

<thinking guidance>
Consider the following factors to deduce the <next_station>:
1. The user's historical travel behavior from <history>, including frequently visited stations at specific times.
2. The recent trips recorded in <context>, which may reveal shifts in travel patterns.
3. The temporal context provided by the target trip's start_time and day_of_week, which can influence travel choices based on time of day or weekday/weekend distinctions.
Please organize your answer in a JSON object containing following keys: "prediction" (place).

The data are as follows:
<history>: {history}
<context>: {context}
<target>: {target trip}

Figure A3: The generated instruction example for the task 3.

<task definition>
 Your task is to predict the next likely location a user will visit based on their previous mobility patterns and current context.

<data description>
 You will receive <history>, which includes the user's past locations, and <context>, which provides recent travel information. Each location visit is formatted as (start_time, day_of_week, duration, origin, destination). The elements are defined as follows:
 - start_time: the time the visit starts in 12-hour clock format.
 - day_of_week: the day of the week the visit occurs.
 - duration: an integer representing the duration (in minutes) of the visit.
 - origin: an integer or a name representing the starting location.
 - destination: an integer or a name representing the ending location.

The <target_location> will be presented in the format (start_time, day_of_week, duration, origin, destination), where you need to predict the next likely destination.

<thinking guidance>
 To make your prediction, consider:
 1. The frequency and timing of past visits to specific locations in <history>.
 2. Any recent changes in the user's routine or context that might influence their next visit.
 3. The day of the week and time of day, as they may correlate with specific location choices.
 Please organize your answer in a JSON object containing following keys: "prediction" (destination).

The data are as follows:
 <history>: {history}
 <context>: {context}
 <target>: {target trip}

Figure A4: The generated instruction example for the task 4.

References

- Awais, M., Naseer, M., Khan, S., Anwer, R.M., Cholakkal, H., Shah, M., Yang, M.H., Khan, F.S., 2025. Foundation models defining a new era in vision: A survey and outlook. *IEEE Transactions on Pattern Analysis and Machine Intelligence* 47, 2245–2264. doi:10.1109/TPAMI.2024.3506283.
- Bommasani, R., Hudson, D.A., Adeli, E., Altman, R., Arora, S., von Arx, S., Bernstein, M.S., Bohg, J., Bosselut, A., Brunskill, E., Brynjolfsson, E., Buch, S., Card, D., Castellon, R., Chatteerji, N., Chen, A., Creel, K., Davis, J.Q., Demszky, D., Donahue, C., Doumbouya, M., Durmus, E., Ermon, S., Etchemendy, J., Ethayarajh, K., Fei-Fei, L., Finn, C., Gale, T., Gillespie, L., Goel, K., Goodman, N., Grossman, S., Guha, N., Hashimoto, T., Henderson, P., Hewitt, J., Ho, D.E., Hong, J., Hsu, K., Huang, J., Icard, T., Jain, S., Jurafsky, D., Kalluri, P., Karamcheti, S., Keeling, G., Khani, F., Khattab, O., Koh, P.W., Krass, M., Krishna, R., Kuditipudi, R., Kumar, A., Ladhak, F., Lee, M., Lee, T., Leskovec, J., Levent, I., Li, X.L., Li, X., Ma, T., Malik, A., Manning, C.D., Mirchandani, S., Mitchell, E., Munyikwa, Z., Nair, S., Narayan, A., Narayanan, D., Newman, B., Nie, A., Niebles, J.C., Nilforoshan, H., Nyarko, J., Ogut, G., Orr, L., Papadimitriou, I., Park, J.S., Piech, C., Portelance, E., Potts, C., Raghunathan, A., Reich, R., Ren, H., Rong, F., Roohani, Y., Ruiz, C., Ryan, J., Ré, C., Sadigh, D., Sagawa, S., Santhanam, K., Shih, A., Srinivasan, K., Tamkin, A., Taori, R., Thomas, A.W., Tramèr, F., Wang, R.E., Wang, W., Wu, B., Wu, J., Wu, Y., Xie, S.M., Yasunaga, M., You, J., Zaharia, M., Zhang, M., Zhang, T., Zhang, X., Zhang, Y., Zheng, L., Zhou, K., Liang, P., 2022. On the opportunities and risks of foundation models. URL: <https://arxiv.org/abs/2108.07258>, arXiv:2108.07258.
- Brown, T., Mann, B., Ryder, N., Subbiah, M., Kaplan, J.D., Dhariwal, P., Neelakantan, A., Shyam, P., Sastry, G., Askell, A., 2020. Language models are few-shot learners. *Advances in neural information processing systems* 33, 1877–1901.
- Büyükakyüz, K., 2024. Olora: Orthonormal low-rank adaptation of large language models. arXiv preprint arXiv:2406.01775 .
- Chen, J., Li, J., Ahmed, M., Pang, J., Lu, M., Sun, X., 2020. Next location prediction with a graph convolutional network based on a seq2seq framework. *KSII Transactions on Internet and Information Systems* 14. doi:10.3837/tiis.2020.05.003.
- Dettmers, T., Pagnoni, A., Holtzman, A., Zettlemoyer, L., 2023. Qlora: efficient finetuning of quantized llms (2023). arXiv preprint arXiv:2305.14314 52, 3982–3992.
- Devlin, J., Chang, M.W., Lee, K., Toutanova, K., 2019. Bert: Pre-training of deep bidirectional transformers for language understanding, in: *Proceedings of the 2019 conference of the North American chapter of the association for computational linguistics: human language technologies, volume 1 (long and short papers)*, pp. 4171–4186.
- Feng, J., Du, Y., Zhao, J., Li, Y., 2024a. Agentmove: Predicting human mobility anywhere using large language model based agentic framework. arXiv preprint arXiv:2408.13986 .

- Feng, J., Li, Y., Zhang, C., Sun, F., Meng, F., Guo, A., Jin, D., 2018. DeepMove: Predicting human mobility with attentional recurrent networks, in: The Web Conference 2018 - Proceedings of the World Wide Web Conference, WWW 2018. doi:10.1145/3178876.3186058.
- Feng, S., Lyu, H., Li, F., Sun, Z., Chen, C., 2024b. Where to move next: Zero-shot generalization of llms for next poi recommendation, in: 2024 IEEE Conference on Artificial Intelligence (CAI), IEEE. pp. 1530–1535.
- Gambs, S., Killijian, M.O., Del Prado Cortez, M.N., 2012. Next place prediction using mobility Markov chains, in: Proceedings of the 1st Workshop on Measurement, Privacy, and Mobility, MPM’12. doi:10.1145/2181196.2181199.
- Gong, L., Lin, Y., Zhang, X., Lu, Y., Han, X., Liu, Y., Guo, S., Lin, Y., Wan, H., 2024. Mobility-llm: Learning visiting intentions and travel preferences from human mobility data with large language models. arXiv preprint arXiv:2411.00823 .
- Han, Z., Gao, C., Liu, J., Zhang, J., Zhang, S.Q., 2024. Parameter-efficient fine-tuning for large models: A comprehensive survey. arXiv preprint arXiv:2403.14608 .
- Hayou, S., Ghosh, N., Yu, B., 2024. Lora+: Efficient low rank adaptation of large models. arXiv preprint arXiv:2402.12354 .
- Hong, Y., Zhang, Y., Schindler, K., Raubal, M., 2023. Context-aware multi-head self-attentional neural network model for next location prediction. Transportation Research Part C: Emerging Technologies 156, 104315.
- Hu, E.J., Shen, Y., Wallis, P., Allen-Zhu, Z., Li, Y., Wang, S., Wang, L., Chen, W., 2021. Lora: Low-rank adaptation of large language models. arXiv preprint arXiv:2106.09685 .
- Huang, L., Yu, W., Ma, W., Zhong, W., Feng, Z., Wang, H., Chen, Q., Peng, W., Feng, X., Qin, B., et al., 2025. A survey on hallucination in large language models: Principles, taxonomy, challenges, and open questions. ACM Transactions on Information Systems 43, 1–55.
- Kalajdzievski, D., 2023. A rank stabilization scaling factor for fine-tuning with lora. arxiv. arXiv preprint arXiv:2312.03732 .
- Kong, D., Wu, F., 2018. Hst-lstm: A hierarchical spatial-temporal long-short term memory network for location prediction., in: IJCAI, pp. 2341–2347.
- Li, F., Gui, Z., Zhang, Z., Peng, D., Tian, S., Yuan, K., Sun, Y., Wu, H., Gong, J., Lei, Y., 2020. A hierarchical temporal attention-based lstm encoder-decoder model for individual mobility prediction. Neurocomputing 403, 153–166.
- Li, S., Feng, J., Chi, J., Hu, X., Zhao, X., Xu, F., 2024. Limp: Large language model enhanced intent-aware mobility prediction. arXiv preprint arXiv:2408.12832 .
- Li, Y., Yu, Y., Liang, C., He, P., Karampatziakis, N., Chen, W., Zhao, T., 2023. Loftq: Lora-fine-tuning-aware quantization for large language models. arXiv preprint arXiv:2310.08659 .

- Liang, Y., Liu, Y., Wang, X., Zhao, Z., 2024. Exploring large language models for human mobility prediction under public events. *Computers, Environment and Urban Systems* 112, 102153.
- Liu, Q., Wu, S., Wang, L., Tan, T., 2016. Predicting the next location: A recurrent model with spatial and temporal contexts, in: *Thirtieth AAAI conference on artificial intelligence*.
- Lu, X., Wetter, E., Bharti, N., Tatem, A.J., Bengtsson, L., 2013. Approaching the limit of predictability in human mobility. *Scientific Reports* 3. doi:10.1038/srep02923.
- Ma, Z., Wang, L., Qin, Z., Ling, Y., 2025. Large language models for urban transportation: Basics, methods, and applications, in: *Mobility Patterns, Big Data and Transportation Analytics*. 2nd ed.. Elsevier.
- Ma, Z., Zhang, P., 2022. Individual mobility prediction review: Data, problem, method and application. *Multimodal transportation* 1, 100002.
- Mathew, W., Raposo, R., Martins, B., 2012. Predicting future locations with hidden markov models, in: *Proceedings of the 2012 ACM conference on ubiquitous computing*, pp. 911–918.
- Meng, F., Wang, Z., Zhang, M., 2024. Pissa: Principal singular values and singular vectors adaptation of large language models. *arXiv preprint arXiv:2404.02948* .
- Mo, B., Zhao, Z., Koutsopoulos, H.N., Zhao, J., 2021. Individual mobility prediction in mass transit systems using smart card data: An interpretable activity-based hidden markov approach. *IEEE Transactions on Intelligent Transportation Systems* 23, 12014–12026.
- Paischer, F., Hauzenberger, L., Schmied, T., Alkin, B., Deisenroth, M.P., Hochreiter, S., 2024. One initialization to rule them all: Fine-tuning via explained variance adaptation. *arXiv preprint arXiv:2410.07170* .
- Parthasarathy, V.B., Zafar, A., Khan, A., Shahid, A., 2024. The ultimate guide to fine-tuning llms from basics to breakthroughs: An exhaustive review of technologies, research, best practices, applied research challenges and opportunities. *arXiv preprint arXiv:2408.13296* .
- Qin, Z., Zhang, P., Wang, L., Ma, Z., 2025. Lingotrip: Spatiotemporal context prompt driven large language model for individual trip prediction. *Journal of Public Transportation* 27, 100117.
- Raffel, C., Shazeer, N., Roberts, A., Lee, K., Narang, S., Matena, M., Zhou, Y., Li, W., Liu, P.J., 2020. Exploring the limits of transfer learning with a unified text-to-text transformer. *Journal of machine learning research* 21, 1–67.
- Taori, R., Gulrajani, I., Zhang, T., Dubois, Y., Li, X., Guestrin, C., Liang, P., Hashimoto, T.B., 2023. Alpaca: A strong, replicable instruction-following model. *Stanford Center for Research on Foundation Models*. <https://crfm.stanford.edu/2023/03/13/alpaca.html> 3, 7.
- Touvron, H., Lavril, T., Izacard, G., Martinet, X., Lachaux, M.A., Lacroix, T., Rozière, B., Goyal, N., Hambro, E., Azhar, F., 2023. Llama: Open and efficient foundation language models. *arXiv preprint arXiv:2302.13971* .

- Wang, J., Feng, J., Kang, Y., Pan, P., Ge, J., Wang, Y., Wang, M., Wu, Z., Zhang, X., Yu, J., et al., 2025. Discovery of antimicrobial peptides with notable antibacterial potency by an llm-based foundation model. *Science Advances* 11, eads8932.
- Wang, L., Duan, P., He, Z., Lyu, C., Chen, X., Zheng, N., Yao, L., Ma, Z., 2024. Ai-driven day-to-day route choice. *arXiv preprint arXiv:2412.03338* .
- Wang, L., Xu, W., Lan, Y., Hu, Z., Lan, Y., Lee, R., Lim, E.P., 2023a. Plan-and-solve prompting: Improving zero-shot chain-of-thought reasoning by large language models. *Annual Meeting of the Association for Computational Linguistics* doi:10.48550/arxiv.2305.04091.
- Wang, X., Fang, M., Zeng, Z., Cheng, T., 2023b. Where would i go next? large language models as human mobility predictors. *arXiv.org* doi:10.48550/arxiv.2308.15197.
- Wei, J., Wang, X., Schuurmans, D., Bosma, M., Xia, F., Chi, E., Le, Q.V., Zhou, D., 2022. Chain-of-thought prompting elicits reasoning in large language models. *Advances in neural information processing systems* 35, 24824–24837.
- Xue, H., Salim, F., Ren, Y., Oliver, N., 2021. Mobtcast: Leveraging auxiliary trajectory forecasting for human mobility prediction. *Advances in Neural Information Processing Systems* 34, 30380–30391.
- Yang, D., Zhang, D., Qu, B., 2016. Participatory cultural mapping based on collective behavior data in location-based social networks. *ACM Transactions on Intelligent Systems and Technology (TIST)* 7, 1–23.
- Yang, D., Zhang, D., Zheng, V.W., Yu, Z., 2014. Modeling user activity preference by leveraging user spatial temporal characteristics in lbsns. *IEEE Transactions on Systems, Man, and Cybernetics: Systems* 45, 129–142.
- Zhang, P., Koutsopoulos, H.N., Ma, Z., 2023a. Deeptrip: A deep learning model for the individual next trip prediction with arbitrary prediction times. *IEEE Transactions on Intelligent Transportation Systems* , 1–14doi:10.1109/TITS.2023.3252043.
- Zhang, P., Koutsopoulos, H.N., Ma, Z., 2023b. Deeptrip: A deep learning model for the individual next trip prediction with arbitrary prediction times. *IEEE Transactions on Intelligent Transportation Systems* 24, 5842–5855.
- Zhang, S., Dong, L., Li, X., Zhang, S., Sun, X., Wang, S., Li, J., Hu, R., Zhang, T., Wu, F., 2023c. Instruction tuning for large language models: A survey. *arXiv preprint arXiv:2308.10792* .
- Zhao, Z., Koutsopoulos, H.N., Zhao, J., 2018. Individual mobility prediction using transit smart card data. *Transportation research part C: emerging technologies* 89, 19–34.