

# A Foundational individual Mobility Prediction Model based on Open-Source Large Language Models

Zhenlin Qin<sup>1</sup>, Leizhen Wang<sup>2</sup>, Francisco Câmara Pereira<sup>3</sup>, and Zhenlinag Ma<sup>\*1</sup>

<sup>1</sup>Department of Civil and Architectural Engineering, KTH Royal Institute of Technology, Sweden

<sup>2</sup>Department of Data Science and Artificial Intelligence, Monash University, Australia

<sup>3</sup>Department of Technology, Management and Economics, Technical University of Denmark, Denmark

## ABSTRACT

Large Language Models (LLMs) are widely applied to domain-specific tasks due to their massive general knowledge and remarkable inference capacities. Current studies on LLMs have shown immense potential in applying LLMs to model individual mobility prediction problems. However, most LLM-based mobility prediction models only train on specific datasets or use single well-designed prompts, leading to difficulty in adapting to different cities and users with diverse contexts. To fill these gaps, this paper proposes a unified fine-tuning framework to train a foundational open source LLM-based mobility prediction model. We conducted extensive experiments on six real-world mobility datasets to validate the proposed model. The results showed that the proposed model achieved the best performance in prediction accuracy and transferability over state-of-the-art models based on deep learning and LLMs.

**Keywords:** Artificial Intelligence and Big data analytics; Fine-Tuning; Individual Mobility Prediction; Large Language Model.

## 1 INTRODUCTION

Individual mobility prediction studies human mobility patterns at an individual level to forecast future movements. From conventional Markov (Gambs et al., 2012) to deep learning based approaches (J. Feng et al., 2018), the evolution of individual mobility prediction models facilitates a wide spectrum of applications, such as traffic optimization (Rossi et al., 2019), urban planning (Toole et al., 2012), Point-of-Interest (POI) recommendation (Sánchez & Bellogín, 2022), etc. Due to their superiority in extracting spatiotemporal features from mobility data, deep learning based methods (J. Feng et al., 2018; Kong & Wu, 2018; Xue et al., 2021) become a significant paradigm to model individual mobility prediction tasks. Such models perform significantly better than conventional statistical and machine learning methods. Still, they are also limited to indispensable training with massive mobility data and low transferability of adapting to different travel contexts in different cities.

The fast development of the Large Language Model (LLM) has introduced a new paradigm for human mobility forecasting problems (Z. Zhang et al., 2024), shedding light on addressing the issues existing in deep learning based models. Typical LLM based methods like In-Context Learning (ICL) (Brown et al., 2020) and Chain-of-Thought (CoT) (L. Wang et al., 2023; Wei et al., 2022) are applied to predict individual mobility. For example, LLM-Mob (X. Wang et al., 2023) adopted ICL to realize zero-shot individual mobility prediction. Similarly, LLM-MPE (Liang et al., 2024) predicted human mobility under public events by leveraging the unprecedented ability of LLM to process textual data. AgentMove (J. Feng et al., 2024) achieved a generalized prediction of mobility for any city worldwide by introducing POI data from cities to capture the knowledge of the world.

Several fine-tuning mobility prediction frameworks are proposed based on pre-trained LLMs for learning mobility intents and preferences. LIMP (S. Li et al., 2024) proposed a mixed framework that uses GPT-4o to generate high-quality intent data for training local open-source LLM. Mobility-LLM (Gong et al., 2024) utilized LLMs to infer travel preferences using historical mobility data and POI information. These methods have demonstrated the potential of LLMs in mobility prediction tasks but also bring concerns in practical applications. Specifically, some studies introduced additional trainable modules that may reduce transferability due to training on specific

datasets (S. Li et al., 2024; Gong et al., 2024), and others constructed on commercial LLM API leading to low feasibility of practical deployment on local device (X. Wang et al., 2023; Liang et al., 2024; J. Feng et al., 2024). Meanwhile, such API based models are limited to large-scale applications for expensive cost and certain protected datasets like automated fare collection (AFC) data for privacy preserve needs. Moreover, most of the above models use a single, well-designed prompt template to model prediction problems, ignoring diverse prompt writing styles in actual user scenarios.

To address these challenges, we propose a foundational open-source LLM-based mobility prediction model named MoBLLM. It introduces instruction tuning (S. Zhang et al., 2023) to enhance the LLMs’ capacities in the generic individual mobility prediction task, adapting to multi-style prompts of users and ensuring high transferability on different types of mobility data (e.g., check-in data). It adopts the Parameter Efficient Fine-Tuning (PEFT) method to realize the parameter and cost efficiency of training compared with the conventional full-parameter fine-tuning method. The key contributions include:

- Propose a unified fine-tuning framework for the generic LLM-based individual mobility prediction problem, consisting of dataset construction, fine-tuning, and prompt design.
- Introduce a concise instruction generation approach to produce multi-style CoT prompts, improving LLMs’ fine-tuning efficiency.
- Validate the proposed method through extensive experiments on different categories of mobility datasets, including GPS location, AFC, and check-in data from different cities over the world. Compared with current state-of-the-art models based on LLMs or deep learning methods, the experiment results demonstrate the superiority of the proposed model in both prediction and transferability performance.

## 2 METHODOLOGY

### *Problem Definition*

Most mobility prediction studies focus on predicting the next location given a series of historical mobility records of the individual (Ma & Zhang, 2022). Considering GPS trajectory data, check-in data, and AFC data used in these studies, we define four seed tasks of individual mobility prediction tailored to different types of mobility data.

*Task 1:* Given a user’s sequence of  $n$  chronological stays:  $\mathbf{S} = (S_1, S_2, \dots, S_n)$ , the task is to predict the next location of  $S_{n+1}$ . A stay  $S_i$  includes the start time of stay  $t_i$ , day of the week  $w_i$ , duration  $dur_i$  of  $S_i$ , and location  $l_i$ . The duration is  $dur_i = t_i - t_{i-1}$ .

*Task 2:* Given a user’s sequence of  $n$  chronological stays:  $\mathbf{S} = (S_1, S_2, \dots, S_n)$ , the task is to predict the next location of  $S_{n+1}$ . A stay  $S_i$  includes the start time of stay  $t_i$ , day of the week  $w_i$ , and location  $l_i$ .

*Task 3:* Given a user’s sequence of  $n$  chronological stays:  $\mathbf{S} = (S_1, S_2, \dots, S_n)$ , the task is to predict the next end location of  $S_{n+1}$ . A stay  $S_i$  includes the start time of stay  $t_{s_i}$ , day of the week  $w_i$ , duration  $dur_i$  of  $S_i$ , start location  $l_{s_i}$ , and end location  $l_{e_i}$ . We define end time of stay  $t_{e_i}$ , and then the stay duration is  $dur_i = t_{e_i} - l_{s_i}$ .

*Task 4:* Given a user’s sequence of  $n - 1$  chronological trips:  $\mathbf{Tr} = (Tr_1, Tr_2, \dots, Tr_{n-1})$ , the task is to predict the next destination station of  $Tr_n$ . A trip  $Tr_i$  includes start time of trip  $t_{o_i}$ , day of the week  $w_i$ , origin station  $s_{o_i}$ , duration  $dur_i$  of last stay occurring before  $Tr_i$ , and destination station  $d_i$ . We define end time of trip  $t_{d_i}$ , and then the stay duration is  $dur_i = t_{o_i} - t_{d_{i-1}}$ .

The definitions of Tasks 1 and 2 are commonly used in studies conducted on GPS trajectory data or check-in data (X. Wang et al., 2023; S. Li et al., 2024; J. Feng et al., 2024) as shown in Figure 1(a). The GPS trajectory data are transformed into discrete representations due to the sparsity of its original coordinate format, making it difficult to model the semantic features of a location. For certain check-in data using the definition of Task 2, the duration information between two adjacent stays can be omitted due to a probable long time span, providing little effective activity information.

Tasks 3 and 4 are generally defined in the studies conducted on AFC trip data. Here, we adopt an activity-based prediction framework assuming that a stay between two trips contains only one activity as shown in Figures 1(b) and 1(c), which may benefit the model performance (Mo et al., 2021; Qin et al., 2024). Specifically, we define  $d_0 = \text{home}$  and  $t_0 = 4 : 00AM$ , which means the content of the first activity can be confirmed as staying home. The activity after the last trip of

the day is not considered because it is exactly staying home the next day. The information of a trip mainly includes origin station  $o$ , destination station  $d$ , start time of trip  $t_o$ , end time of trip  $t_d$ , week of day  $w$ , which are commonly employed in trip prediction studies (P. Zhang et al., 2023; Zhao et al., 2018). However, we extend a trip with the duration of the last stay defined in Task 4, supposing it is associated with certain activity information. Given the context of prediction on AFC trip data, we can align some notations of Task 3 with the trip definition where  $t_{s_i} = t_{d_i}$ ,  $t_{e_i} = t_{o_{i+1}}$ ,  $l_{s_i} = d_i$  and  $l_{e_i} = o_{i+1}$ .

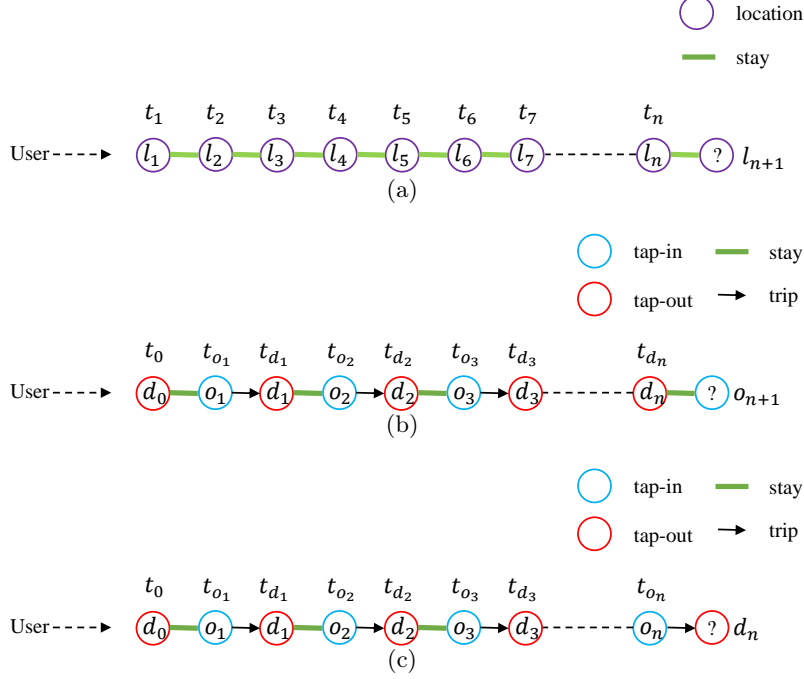


Figure 1: The examples of seed tasks. The subfigure (a) presents an example of Task 1 or Task 2, and Tasks 3 and 4 are respectively illustrated by subfigures (b) and (c).

### Overview of the Open-Source LLM Fine-Tuning Framework

Figure 2 shows the proposed LLM fine-tuning framework that mainly contains three steps. First, it prompts advanced commercial LLMs like the OpenAI GPT series to generate semi-complete instructions based on predefined seed task prompt templates. Then the semi-complete instructions and real-world mobility data are assembled to obtain the complete instruction samples. Finally, it adopts PEFT methods to train an open-source LLM model for the mobility prediction task using supervised learning methods, such as the LLaMA series of Meta (Touvron et al., 2023).

### Instruction Data Generation

It is essential to construct an instruction-tuning dataset in the proposed framework. Various forms of instruction are used to do this work (S. Zhang et al., 2023). The simplest one is the *Input – Output* pair, where the dashed block and green box represent the input and output in Figure 3, respectively. We separate the prompt body (the black box in Figure 3) and the data format (the blue and yellow in Figure 3) from the prompt. LLMs may generate invalid data without this step, leading to invalid knowledge or mobility patterns learned by LLMs in the follow-up fine-tuning step. According to the 4 seed tasks formulated in the problem definition, we adopt a prompt style similar to the LLM-Mob to define the template for each, i.e., the dashed block shown in Figure 3.

We adopt an Alpaca-style prompt (Taori et al., 2023) to distillate different expressions describing individual mobility prediction tasks to generate sufficient multi-style task instructions. Typically, distillation imparts knowledge and cognitive abilities from a competent teacher model to a simpler and more computationally efficient student model (S. Zhang et al., 2023). The teacher model can be large-scale commercial LLMs with excellent performance, and the student model can be open-source LLMs with smaller sizes and friendly computational costs. Figure 4 shows that the

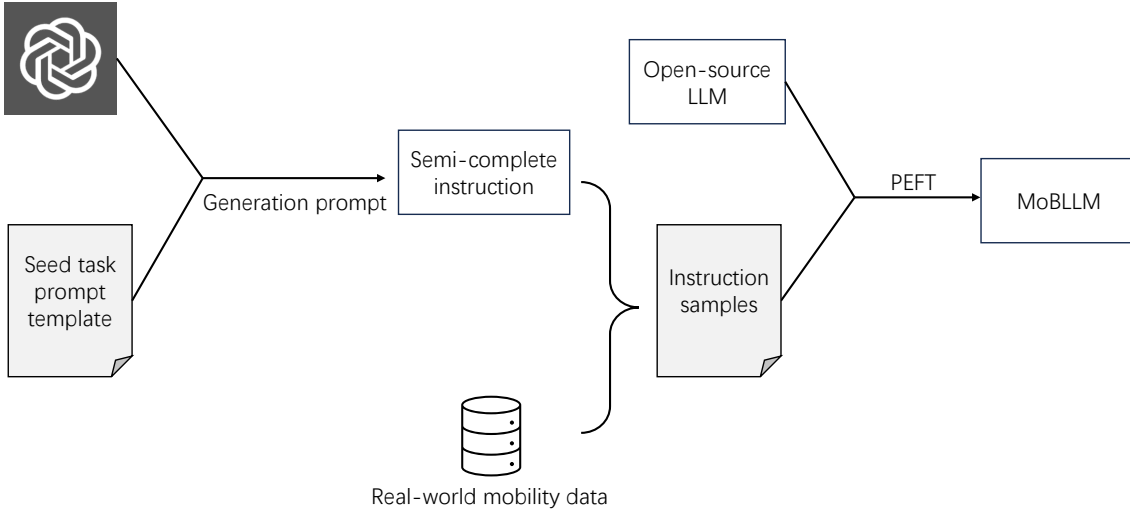


Figure 2: The overview of the proposed fine-tuning open-source LLM framework.

generation prompt designed based on CoT includes three parts. First, the LLMs should know how to generate diverse instructions related to time series prediction. Then, the requirements assist LLMs to work like professional mobility researchers to focus on the goal of human mobility prediction by zero-shot CoT. In particular, it is necessary to limit the generation scope to text and obligatorily consider the generated instruction structure in the last three requirements. Such structural information can guide LLMs to generate CoT-based task instructions, which have been demonstrated to improve LLMs’ mobility prediction performance by previous studies X. Wang et al. (2023); Liang et al. (2024); S. Feng et al. (2024).

### *Parameter Efficient Fine-Tuning*

Fine-tuning is an efficient approach to adapting LLMs to a domain-specific dataset. It builds upon the pre-existing knowledge of LLMs, enhancing the performance on specific tasks with reduced data and computational requirements (Parthasarathy et al., 2024). However, conventional fine-tuning methods like full-parameter fine-tuning require a relatively large computational expenditure of the Graphics Processing Unit (GPU), which is impossible to employ on a small workstation. Compared with such methods, PEFT can reduce GPU memory dependence and even ensure parameter efficiency (Han et al., 2024). The presentative PEFT method is Low-Rank Adaptation (LoRA) (Hu et al., 2021), which is widely applied to fine-tuning LLMs on mobility data (S. Li et al., 2024; Gong et al., 2024).

As shown in Figure 5, LoRA introduces two trainable weight matrices  $W_1 \in \mathbb{R}^{d \times r}$  and  $W_2 \in \mathbb{R}^{r \times k}$  given input  $X \in \mathbb{R}^{d \times k}$  where the rank  $r \ll \min(d, k)$ . The pre-trained weight matrix  $W_0$  is frozen during the fine-tuning process, which represents general knowledge learned from billions of corpora in pre-training.  $W_1$  and  $W_2$  denote specific knowledge of mobility patterns extracted from individual mobility data. The LLMs’ adaption for mobility prediction tasks is realized as follows:

$$h = W_0 X + \frac{\alpha}{r} W_1 W_2 X, \quad (1)$$

where  $h$  denotes the output associated with the mobility patterns implied in  $X$ . The  $\alpha$  and  $r$  respectively represent a scaling factor and the rank of  $W_1$  and  $W_2$ . Compared with the full-parameter fine-tuning, LoRA updates the original  $W_0$  by a low-rank decomposition  $W_0 + W_1 W_2$  to adapt to mobility datasets. The total parameter size of  $W_1$  and  $W_2$  is much smaller than  $W_0$  so LoRA can reduce the GPU memory requirement by about 3 times reported by Hu et al. (2021), which achieves the goal of parameter and cost efficiency.

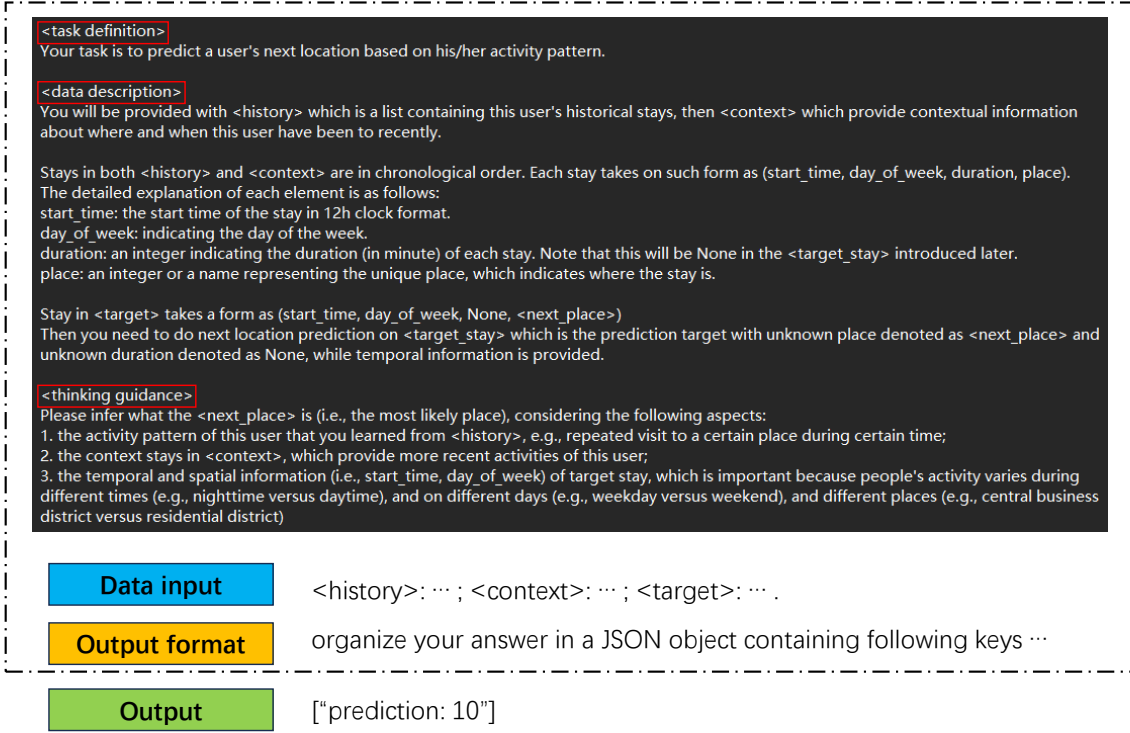


Figure 3: The example of instruction data. For the blue box of data input, <history> and <context> are the user’s mobility sequences respectively, containing long-term and recent stays or trips. <target> includes the information about current states except for location, e.g., the tap-out station and time of the last trip.

Dataset	Type	User Number	Test Samples	District
Geolife	GPS trajectory	45	3459	Beijing
FSQ-NYC	check-in	535	12141	New York
FSQ-TYK	check-in	450	11250	Tokyo
FSQ-Global	check-in	1500	43500	415 cities in 77 countries
HK-ORI	AFC	500	5260	Hong Kong
HK-DEST	AFC	500	5260	Hong Kong
HZ-ORI	AFC	1200	15296	Hangzhou
HZ-DEST	AFC	1200	15296	Hangzhou

Table 1: The descriptions of datasets.

### 3 CASE STUDIES

#### *Data Description and Measurement*

To validate the proposed MoBLLM model, we conduct case studies using six mobility datasets, i.e., Geolife<sup>1</sup>, FSQ-NYC, FSQ-TKY (Yang et al., 2014), FSQ-Global<sup>2</sup> (Yang et al., 2016), Hong Kong (HK) AFC data, Hangzhou (HZ) AFC data<sup>3</sup>. The detailed statistics of datasets are presented in Table 1. According to Tasks 3 and 4 for predicting origin and destination, each AFC data can be processed to obtain two subsets, such as HK-ORI and HK-DEST.

In the case studies, we employ the following two metrics to evaluate the predictive performance of models:

- **Accuracy:** measures if the next location’s prediction is correct compared with the ground true of the next visited location. We use  $ACC(\%)$  in the following parts to denote this

<sup>1</sup><https://www.microsoft.com/en-us/research/publication/geolife-gps-trajectory-dataset-user-guide/>

<sup>2</sup><https://sites.google.com/site/yangdingqi/home/foursquare-dataset>

<sup>3</sup><https://tianchi.aliyun.com/dataset/21904>

You are asked to come up with a set of 10 diverse task instructions related to time series prediction. These task instructions will be given to a GPT model and we will evaluate the GPT model for completing the instructions.

Here are the requirements:

1. The instructions should be in English.
2. Each generated instruction should be as long as the given example instruction. Give the corresponding task title before generating the instruction.
3. Assuming that you are a mobility research scientist, each generated instruction should be related to human mobility prediction, e.g., predict next location or next trip station.
4. The language used for the instruction also should be diverse. For example, you should combine questions with imperative instructions.
5. A GPT language model should be able to complete the instruction. For example, do not ask the assistant to create any visual or audio output.
6. The main structure of an instruction should include <task definition>, <data description> and <thinking guidance>.
7. <data description> have and only have 4 elements of a stay that can be illustrated: start\_time, day\_of\_week, duration, place.

List of 10 tasks:

{prompt template of seed task}

...

Figure 4: The prompt example to generate multi-style instructions. A prompt template of the seed task is put on the end, prompting LLMs to learn the style.

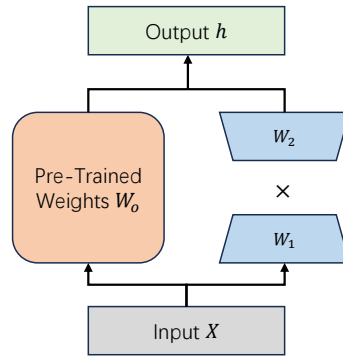


Figure 5: The parameter structure of LoRA. Only  $W_1$  and  $W_2$  are updated in fine-tuning.

metric that measures the ratio of correct predictions in the test set.

- **Weighted F1** measures the model’s performance in predicting frequently visited locations to avoid the issue of imbalance of individual’s visited locations, which is denoted as the abbreviation  $F1$  in the following parts.

### ***Fine-tuning by Parameter Efficient Fine-Tuning Methods***

Due to the superiority of LoRA in training a customized LLM on mobility datasets, we first fine-tune the MoBLLM by LoRA and its variants including OLoRA (Büyükyüz, 2024), EVA (Paischer et al., 2024), PiSSA (Meng et al., 2024), LoftQ (Y. Li et al., 2023), LoRA+ (Hayou et al., 2024), rsLoRA (Kalajdziewski, 2023) and QLoRA (Dettmers et al., 2023). The rank  $r$  and scaling factor  $\alpha$  control the updated parameter size and the ratio of specific knowledge influencing the fine-tuning process. The two hyper-parameters of the PEFT methods in Table 2 are referred to in the corresponding literature, considering the trade-off between GPU memory, fine-tuning time, and model performance. All the PEFT methods are based on a pre-trained LLaMA-3.1-8B-Instruct<sup>4</sup> except the LoftQ starting with a 4-bit and 64-rank checkpoint of LLaMA-3-8B-Instruct<sup>5</sup> provided. About 100K training samples are used for fine-tuning and the batch size is set to 3 for all the methods.

<sup>4</sup><https://huggingface.co/meta-llama/Llama-3.1-8B-Instruct>

<sup>5</sup><https://huggingface.co/LoftQ/Meta-Llama-3-8B-Instruct-4bit-64rank>

PEFT	Geolife		FSQ-NYC		HK-ORI		HK-DEST		MEM	Time
	ACC	F1	ACC	F1	ACC	F1	ACC	F1		
LoRA	58.31	0.5385	41.58	0.3687	84.52	0.8447	70.3	0.6972	50	30
OLoRA	58.51	0.5394	41.21	0.3651	<b>87.86</b>	<b>0.8784</b>	<b>70.93</b>	<b>0.7044</b>	60.4	23
EVA	57.13	0.5251	40.51	0.3568	87.43	0.8743	70.23	0.6979	54.3	25.5
PiSSA	53.89	0.4829	35.21	0.3053	62.39	0.6259	41.77	0.3972	60	32
LoftQ	58.5	0.537	40.92	0.3611	87.46	0.8745	70.48	0.6995	92.3	37.5
LoRA+	58.14	0.5346	39.86	0.3487	63.75	0.6348	41.52	0.3861	54.7	32
rsLoRA	<b>59.01</b>	<b>0.5414</b>	<b>41.55</b>	<b>0.3678</b>	87.48	0.8749	68.56	0.6805	58.5	32
QLoRA	38.48	0.3348	18.15	0.1355	40.08	0.3883	42.7	0.4028	46.4	37.4

Table 2: The performance of MoBLLM model with different PEFT methods in fine-tuning. The MEM denotes the GPU memory (Gb) and Time denotes the fine-tuning time (hour).

All the model training and experimental evaluations are conducted on a workstation with Intel(R) Xeon(R) w7-3465X CPU, 4 NVIDIA RTX 6000 Ada GPUs, and 512-Gb memory.

As shown in Table 1, the results the OLoRA achieves the best performance on average with the most GPU memory but lowest fine-tuning time. The QLoRA has the lowest performance, though it needs the least GPU memory for fine-tuning because it represents weights and activations with lower-precision data types by a 4-bit quantization technique. For the following experiments, we adopt the checkpoint trained by OLoRA to compare the MoBLLM with other baseline models.

### Prediction Performance Comparison

To benchmark the performance of MoBLLM, we compare it with 4 baseline models as follows:

- **DeepMove** (J. Feng et al., 2018): a model uses recurrent networks with attention mechanism to capture multi-scale temporal dependencies of mobility patterns.
- **MobTCast** (Xue et al., 2021): a model based on a transformer encoder network to leverage temporal, semantic, social and geographical contexts from historical mobility sequences to predict the next location.
- **MHSA** (Hong et al., 2023): a model uses a multi-head self-attentional network to infer an individual’s next location by considering historical location visits, visit time, activity duration, as well as their surrounding land use information.
- **LLM-Mob** (X. Wang et al., 2023): an ICL based model to first use LLMs to predict future human mobility by zero-shot CoT.

All the deep learning models DeepMove, MobTCast and MHSA are respectively trained and tested on each dataset with the same sample size as the MoBLLM. The MoBLLM model is fine-tuned on a mixed dataset combined with Geolife, FSQ-NYC, HK-ORI and HK-DEST where each sample is assembled with individual historical mobility sequence and instruction context generated by GPT-4o mini of Azure OpenAI with temperature as 0.3. It totally consumes about 1.2M tokens of generated instructions at a friendly cost of 0.7 dollars. The LLM-Mob model also adopts GPT-4o mini with temperature as zero to test its performance on the datasets.

The results are presented in Table 3 where the MoBLLM achieves the state-of-the-art performance over all the baseline models on every dataset. The deep learning models can perform better only on HK-ORI and HK-DEST than the LLM-Mob model. Compared with Geolife and FSQ-NYC containing various activity patterns with high sparsity, these AFC datasets have significant mobility patterns like periodical commuting that can be easily learned by the models. However, the MoBLLM can adapt to different kinds of datasets with whatever sparse or dense patterns after the PEFT fine-tuning.

### Transferability Performance

The transferability measures the model’s performance in adapting to data sources that are different from training data. The MoBLLM is fine-tuned on the datasets shown in Table 2 and tested its transferability on FSQ-TYK, FSQ-Global, HZ-ORI and HZ-DEST. The GPT-4o mini is used as the baseline model in this experiment because it is competitive in cost and performance. Besides,

Model	Geolife		FSQ-NYC		HK-ORI		HK-DEST	
	ACC	F1	ACC	F1	ACC	F1	ACC	F1
DeepMove	26.10	0.1890	19.30	0.1550	82.81	0.827	65.45	0.6450
MobTCast	29.50	0.1730	20.20	0.1660	83.28	0.8324	65.49	0.6478
MHSA	31.40	0.2180	20.20	0.1490	83.55	0.8349	66.00	0.6554
LLM-Mob	45.10	0.4040	27.40	0.2210	62.81	0.6494	54.23	0.5334
MoBLLM	<b>58.51</b>	<b>0.5394</b>	<b>41.21</b>	<b>0.3651</b>	<b>87.86</b>	<b>0.8784</b>	<b>70.93</b>	<b>0.7044</b>

Table 3: The performance comparison between the MoBLLM and baseline models

Model	HZ-ORI		HZ-DEST		FSQ-TYK		FSQ-Global		Cost(\$)
	ACC	F1	ACC	F1	ACC	F1	ACC	F1	
GPT-4o mini	74.03	0.7473	69.26	0.6901	16.2	0.1171	16.26	0.1066	43.8
MoBLLM	<b>89.24</b>	<b>0.8921</b>	<b>80.15</b>	<b>0.7998</b>	<b>28.7</b>	<b>0.2528</b>	<b>25.42</b>	<b>0.2085</b>	0.7

Table 4: The transferability and cost comparison between GPT-4o mini and MoBLLM on four datasets. The cost denotes total expense produced in the test.

both models use the same prompt templates with a style of LLM-Mob to construct inputs like the example shown in Figure 3. The results are presented in Table 4, where the MoBLLM model significantly outperforms the general-purpose LLM. It demonstrates that a general-purpose LLM, i.e., LLaMA-3.1-8B-Instruct used in the case studies, can become an expert in different mobility prediction tasks by the proposed fine-tuning framework. Moreover, the MoBLLM shows a huge superiority in cost mainly produced by generating instructions for training, which is about 60 times cheaper than a commercial LLM.

## 4 CONCLUSIONS

This paper proposes the foundational MoBLLM model by fine-tuning an open-source LLM on mobility datasets to adapt to different types of individual mobility prediction tasks. It proposes a unified fine-tuning framework for the generic LLM-based individual mobility prediction problem. The MoBLLM significantly improved prediction accuracy and transferability performance compared to state-of-the-art models on six real-world mobility datasets from different cities or districts.

Future work will explore the fine-tuning framework in solving the LLM’s hallucination issue (Huang et al., 2023), and advance the fine-tuning to multimodality mobility data (numeric, text, video).

## REFERENCES

- Brown, T., Mann, B., Ryder, N., Subbiah, M., Kaplan, J. D., Dhariwal, P., . . . Askell, A. (2020). Language models are few-shot learners. *Advances in neural information processing systems*, 33, 1877–1901.
- Büyükyüz, K. (2024). Olora: Orthonormal low-rank adaptation of large language models. *arXiv preprint arXiv:2406.01775*.
- Dettmers, T., Pagnoni, A., Holtzman, A., & Zettlemoyer, L. (2023). Qlora: efficient finetuning of quantized llms (2023). *arXiv preprint arXiv:2305.14314*, 52, 3982–3992.
- Feng, J., Du, Y., Zhao, J., & Li, Y. (2024). Agentmove: Predicting human mobility anywhere using large language model based agentic framework. *arXiv preprint arXiv:2408.13986*.
- Feng, J., Li, Y., Zhang, C., Sun, F., Meng, F., Guo, A., & Jin, D. (2018). DeepMove: Predicting human mobility with attentional recurrent networks. In *The web conference 2018 - proceedings of the world wide web conference, www 2018*. doi: 10.1145/3178876.3186058



- Feng, S., Lyu, H., Li, F., Sun, Z., & Chen, C. (2024). Where to move next: Zero-shot generalization of llms for next poi recommendation. In *2024 ieee conference on artificial intelligence (cai)* (pp. 1530–1535).
- Gambs, S., Killijian, M. O., & Del Prado Cortez, M. N. (2012). Next place prediction using mobility Markov chains. In *Proceedings of the 1st workshop on measurement, privacy, and mobility, mpm’12*. doi: 10.1145/2181196.2181199
- Gong, L., Lin, Y., Zhang, X., Lu, Y., Han, X., Liu, Y., . . . Wan, H. (2024). Mobility-llm: Learning visiting intentions and travel preferences from human mobility data with large language models. *arXiv preprint arXiv:2411.00823*.
- Han, Z., Gao, C., Liu, J., Zhang, J., & Zhang, S. Q. (2024). Parameter-efficient fine-tuning for large models: A comprehensive survey. *arXiv preprint arXiv:2403.14608*.
- Hayou, S., Ghosh, N., & Yu, B. (2024). Lora+: Efficient low rank adaptation of large models. *arXiv preprint arXiv:2402.12354*.
- Hong, Y., Zhang, Y., Schindler, K., & Raubal, M. (2023). Context-aware multi-head self-attentional neural network model for next location prediction. *Transportation Research Part C: Emerging Technologies*, 156, 104315.
- Hu, E. J., Shen, Y., Wallis, P., Allen-Zhu, Z., Li, Y., Wang, S., . . . Chen, W. (2021). Lora: Low-rank adaptation of large language models. *arXiv preprint arXiv:2106.09685*.
- Huang, L., Yu, W., Ma, W., Zhong, W., Feng, Z., Wang, H., . . . Liu, T. (2023). *A survey on hallucination in large language models: Principles, taxonomy, challenges, and open questions*. Retrieved from <https://arxiv.org/abs/2311.05232>
- Kalajdzievski, D. (2023). A rank stabilization scaling factor for fine-tuning with lora. arxiv. *arXiv preprint arXiv:2312.03732*.
- Kong, D., & Wu, F. (2018). Hst-lstm: A hierarchical spatial-temporal long-short term memory network for location prediction. In *Ijcai* (Vol. 18, pp. 2341–2347).
- Li, S., Feng, J., Chi, J., Hu, X., Zhao, X., & Xu, F. (2024). Limp: Large language model enhanced intent-aware mobility prediction. *arXiv preprint arXiv:2408.12832*.
- Li, Y., Yu, Y., Liang, C., He, P., Karampatziakis, N., Chen, W., & Zhao, T. (2023). Loftq: Lora-fine-tuning-aware quantization for large language models. *arXiv preprint arXiv:2310.08659*.
- Liang, Y., Liu, Y., Wang, X., & Zhao, Z. (2024). Exploring large language models for human mobility prediction under public events. *Computers, Environment and Urban Systems*, 112, 102153.
- Ma, Z., & Zhang, P. (2022). Individual mobility prediction review: Data, problem, method and application. *Multimodal transportation*, 1(1), 100002.
- Meng, F., Wang, Z., & Zhang, M. (2024). Pissa: Principal singular values and singular vectors adaptation of large language models. *arXiv preprint arXiv:2404.02948*.
- Mo, B., Zhao, Z., Koutsopoulos, H. N., & Zhao, J. (2021). Individual mobility prediction in mass transit systems using smart card data: An interpretable activity-based hidden markov approach. *IEEE Transactions on Intelligent Transportation Systems*, 23(8), 12014–12026.
- Paischer, F., Hauzenberger, L., Schmied, T., Alkin, B., Deisenroth, M. P., & Hochreiter, S. (2024). One initialization to rule them all: Fine-tuning via explained variance adaptation. *arXiv preprint arXiv:2410.07170*.
- Parthasarathy, V. B., Zafar, A., Khan, A., & Shahid, A. (2024). The ultimate guide to fine-tuning llms from basics to breakthroughs: An exhaustive review of technologies, research, best practices, applied research challenges and opportunities. *arXiv preprint arXiv:2408.13296*.
- Qin, Z., Zhang, P., & Ma, Z. (2024). Lingotrip: Spatiotemporal context prompt in large language model for individual trip prediction. In *Transitdata conference 2024, london*.

- Rossi, A., Barlacchi, G., Bianchini, M., & Lepri, B. (2019). Modelling taxi drivers’ behaviour for the next destination prediction. *IEEE Transactions on Intelligent Transportation Systems*, 21(7), 2980–2989.
- Sánchez, P., & Bellogín, A. (2022). Point-of-interest recommender systems based on location-based social networks: a survey from an experimental perspective. *ACM Computing Surveys (CSUR)*, 54(11s), 1–37.
- Taori, R., Gulrajani, I., Zhang, T., Dubois, Y., Li, X., Guestrin, C., ... Hashimoto, T. B. (2023). Alpaca: A strong, replicable instruction-following model. *Stanford Center for Research on Foundation Models*. <https://crfm.stanford.edu/2023/03/13/alpaca.html>, 3(6), 7.
- Toole, J. L., Ulm, M., González, M. C., & Bauer, D. (2012). Inferring land use from mobile phone activity. In *Proceedings of the acm sigkdd international workshop on urban computing* (pp. 1–8).
- Touvron, H., Lavril, T., Izacard, G., Martinet, X., Lachaux, M.-A., Lacroix, T., ... Azhar, F. (2023). Llama: Open and efficient foundation language models. *arXiv preprint arXiv:2302.13971*.
- Wang, L., Xu, W., Lan, Y., Hu, Z., Lan, Y., Lee, R., & Lim, E.-P. (2023). Plan-and-solve prompting: Improving zero-shot chain-of-thought reasoning by large language models. *Annual Meeting of the Association for Computational Linguistics*. doi: 10.48550/arxiv.2305.04091
- Wang, X., Fang, M., Zeng, Z., & Cheng, T. (2023). Where would i go next? large language models as human mobility predictors. *arXiv.org*. doi: 10.48550/arxiv.2308.15197
- Wei, J., Wang, X., Schuurmans, D., Bosma, M., Xia, F., Chi, E., ... Zhou, D. (2022). Chain-of-thought prompting elicits reasoning in large language models. *Advances in neural information processing systems*, 35, 24824–24837.
- Xue, H., Salim, F., Ren, Y., & Oliver, N. (2021). Mobtcast: Leveraging auxiliary trajectory forecasting for human mobility prediction. *Advances in Neural Information Processing Systems*, 34, 30380–30391.
- Yang, D., Zhang, D., & Qu, B. (2016). Participatory cultural mapping based on collective behavior data in location-based social networks. *ACM Transactions on Intelligent Systems and Technology (TIST)*, 7(3), 1–23.
- Yang, D., Zhang, D., Zheng, V. W., & Yu, Z. (2014). Modeling user activity preference by leveraging user spatial temporal characteristics in lbsns. *IEEE Transactions on Systems, Man, and Cybernetics: Systems*, 45(1), 129–142.
- Zhang, P., Koutsopoulos, H. N., & Ma, Z. (2023). Deeptrip: A deep learning model for the individual next trip prediction with arbitrary prediction times. *IEEE Transactions on Intelligent Transportation Systems*, 24(6), 5842–5855.
- Zhang, S., Dong, L., Li, X., Zhang, S., Sun, X., Wang, S., ... Wu, F. (2023). Instruction tuning for large language models: A survey. *arXiv preprint arXiv:2308.10792*.
- Zhang, Z., Sun, Y., Wang, Z., Nie, Y., Ma, X., Sun, P., & Li, R. (2024). Large language models for mobility in transportation systems: A survey on forecasting tasks. *arXiv preprint arXiv:2405.02357*.
- Zhao, Z., Koutsopoulos, H. N., & Zhao, J. (2018). Individual mobility prediction using transit smart card data. *Transportation research part C: emerging technologies*, 89, 19–34.