

# Modelling Emotions in Face-to-Face Setting: The Interplay of Eye-Tracking, Personality, and Temporal Dynamics

Meisam J. Seikavandi<sup>1</sup>, Jostein Fimland<sup>1</sup>, Maria Barrett<sup>2</sup>, and Paolo Burelli<sup>1</sup>

<sup>1</sup> brAIn lab, IT University of Copenhagen, Denmark

<sup>2</sup> IT University of Copenhagen, Denmark

## Abstract

Accurate emotion recognition is pivotal for nuanced and engaging human-computer interactions, yet remains difficult to achieve, especially in *dynamic, conversation-like* settings. In this study, we showcase how integrating **eye-tracking data**, **temporal dynamics**, and **personality traits** can substantially enhance the detection of both *perceived* and *felt* emotions. Seventy-three participants viewed short, speech-containing videos from the CREMA-D dataset, while being recorded for eye-tracking signals (pupil size, fixation patterns), Big Five personality assessments, and self-reported emotional states. Our neural network models combined these diverse inputs—including *stimulus emotion* labels for contextual cues—and yielded marked performance gains compared to the state-of-the-art. Specifically, **perceived valence** predictions reached a macro F1-score of **0.76**, and models incorporating personality traits and stimulus information demonstrated significant improvements in *felt emotion* accuracy. These results highlight the benefit of unifying physiological, individual and contextual factors to address the subjectivity and complexity of emotional expression. Beyond validating the role of user-specific data in capturing subtle internal states, our findings inform the design of future *affective computing* and *human-agent* systems, paving the way for more adaptive and cross-individual emotional intelligence in real-world interactions.

## 1 Introduction

Emotion recognition is a core topic in affective computing, enabling systems to interpret and respond to human emotions in a more personalized and context-sensitive manner. Traditional approaches often rely on analyzing static images of facial expressions or simplified emotion labels. However, genuine human interactions—even when one is merely observing a speaker—are dynamic and influenced by subtle cues and individual differences in personality [1–3].

In many real-world scenarios, one observes a talking face and makes inferences about what that speaker is feeling or expressing. This *listener’s perspective* is critical, for instance, in teleconferencing or virtual agent setups, where users view speech-containing video feeds and react based on perceived emotional cues. Although such contexts could be described as “dialogue-like”, they are not always fully interactive with turn-taking. Our work focuses on approximating this *listener scenario*, in which participants watch short, speech-containing video clips from the CREMA-D dataset [4], whose stimuli were recorded by *professional actors*. By doing so, we align with real-life conditions where an observer is trying to interpret a speaker’s emotions dynamically.

Despite recent progress, current emotion recognition models face key challenges:

- **Temporal complexity.** Many methods overlook the continuous, time-varying nature of facial cues in speech-based videos.
- **Influence of personality.** Few studies ac-

count for individual differences such as personality traits, which modulate how a person *perceives* emotional stimuli and how they *feel* in response [5, 6].

- **Distinguishing perceived vs. felt emotions.** Users may *perceive* certain emotional cues in the speaker, yet *feel* a different or more nuanced emotional response themselves.

To systematically address these points, we build on the crucial distinction among *Expressed Emotions* ( $E_e$ ), *Perceived Emotions* ( $E_p$ ), and *Felt Emotions* ( $E_f$ ). As illustrated in Fig. 1, when a human observer encounters emotional stimuli, they recognize the *expressed* emotion ( $E_e$ ) and form an internal *perceived* label ( $E_p$ ). In turn, they can experience a corresponding or even conflicting *felt* state ( $E_f$ ). Our research targets both perceived and felt emotions, acknowledging that these two dimensions can diverge in real situations.

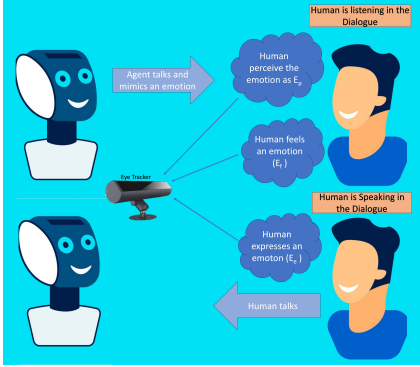


Figure 1: Illustration of three key emotion types: Expressed ( $E_e$ ), Perceived ( $E_p$ ), and Felt ( $E_f$ ).

In this paper, we address these gaps by integrating **eye-tracking data**, **temporal modelling**, and **personality traits** to predict  $E_p$  and  $E_f$  in a dynamic, speech-based setting. We conducted a comprehensive experiment with 73 *non-actor participants*, each watching clips from CREMA-D [4] (acted stimuli). We collected (1) detailed eye movements (e.g., fixations and pupil size), (2) self-reported personality profiles [7, 8], and (3) trial-level perceived and felt emotional responses. Using these modalities, we trained neural networks to capture the temporal progression of gaze patterns,

the stable influence of personality, and the difference between perceived and felt emotion labels.

Our contributions are threefold:

1. **Integration of Multimodal Data:** We demonstrate how merging eye-tracking signals, personality traits, and temporal dynamics significantly enhances emotion recognition for talking-face scenarios.
2. **Insights into Personality’s Role:** We provide empirical evidence showing that personality traits modulate both how participants *perceive* others’ emotions and how they *feel* in response, which can reduce model uncertainty and improve predictions.
3. **Advancement in Emotion Recognition:** We propose a multimodal neural approach that yields high predictive performance for both perceived and felt emotion categories, supporting future applications in human-computer interaction, virtual agents, and broader affective computing contexts.

By incorporating the complexities of dynamic facial cues, user-specific personality factors, and the distinction between perceived and felt emotions, our work moves beyond static or purely acted setups. While this study does not encompass a fully interactive dialogue with turn-taking, it focuses on a critical component of many interactions—the observer’s side—making it relevant to real-world systems where the user is frequently in a listening or monitoring role. We believe these findings pave the way for more adaptive and user-centred emotion recognition approaches that respect individual differences and capture emotional subtleties more effectively.

## 2 Background

Emotion recognition is a pivotal area in affective computing, focusing on enabling machines to detect and interpret human emotions under varied conditions. A wide range of studies have explored different modalities and methodologies, often obtaining impressive accuracy levels. However, many of these works tend to simplify emotion detection by focusing on specific arousal and valence scores or by

employing highly controlled datasets. In practice, real-world emotion perception is affected by multiple, often interdependent factors such as personality traits, gaze patterns, and contextual cues. Consequently, several important challenges remain insufficiently addressed, especially regarding the use of non-actor participants, the role of individual differences, and the handling of temporal dynamics.

## 2.1 Emotion Models

Two primary frameworks characterize how emotions are commonly modeled. **Discrete models** categorize emotions into fundamental groups such as the “Big Six”: anger, disgust, fear, joy, sadness, and surprise [9]. These discrete labels are intuitive but may struggle to capture subtle or mixed emotional states in realistic settings [10]. On the other hand, **dimensional models** represent emotions along low-dimensional axes like arousal and valence [11], and occasionally dominance. Although dimensional models offer a more continuous representation, many studies reduce them to a few broad labels (e.g., “low,” “medium,” or “high” arousal), potentially overlooking fine-grained emotional shifts.

In short, both discrete and dimensional models have trade-offs: discrete categories can oversimplify nuanced or spontaneous expressions, while dimensional approaches can be too broad or still require artificial binning of values. Balancing these strengths and limitations is an ongoing challenge in emotion recognition.

## 2.2 Multimodal Emotion Recognition Approaches

Leveraging multiple modalities, such as facial expressions, vocal prosody, and physiological signals, has demonstrated robust gains in emotion recognition accuracy. For example, Kollias et al. [12] used a multi-task learning approach on audio-visual data to jointly detect valence, arousal, expressions, and action units, obtaining high macro F1 scores. Similarly, the reviews by Li et al. [13] and Zhang et al. [14] emphasize that systems that combine facial, speech, and physiological cues can exceed F1 scores of 0.85 in controlled settings. However, many of these studies primarily rely on *actors* portraying clear-cut emotional expressions or simplifying the

outputs to valence/arousal alone, which might reduce ecological validity when transferred to spontaneous or subtle real-world scenarios.

Furthermore, while these multimodal setups can be highly accurate, they also introduce practical trade-offs. Recording physiological signals such as EEG or electrodermal activity often requires specialized equipment and controlled laboratory conditions. In realistic applications, these constraints can limit scalability. Thus, understanding how to integrate more accessible signals, such as gaze, or basic speech patterns—while still capturing emotional complexity remains a pressing issue.

## 2.3 Eye-Tracking-Based Emotion Recognition

Among visual modalities, **eye-tracking** stands out for its capacity to capture both attentional focus (fixations) and arousal levels (pupil dilation) [15]. Eye movements have been shown to correlate with emotional states [16] and can reveal the facial features a person deems most informative [17]. For instance, Lu et al. [18] combined eye-tracking and EEG to achieve high accuracy in emotion recognition, underscoring the synergy between physiological and gaze-based measures. However, this approach also has limitations. Specialized eye-tracking hardware may be expensive or intrusive, and factors such as lighting or corrective lenses can compromise data quality.

Additionally, although some studies apply eye-tracking in VR environments to classify emotions [19], it remains underutilized in **human-agent interaction (HAI)** contexts, where nuanced emotional understanding is crucial [20]. In many real-world scenarios, even modest improvements in gaze-based monitoring could enhance an agent’s ability to adapt to a user’s emotional state, provided the system can handle unstructured, real-time data effectively.

## 2.4 Gaze Strategies

Eye gaze strategies—i.e., how individuals distribute their attention across a face—offer valuable insights into emotion-specific cues. Research shows that gaze patterns vary with age [21] and gender [22], while different facial regions (eyes, mouth, etc.)

provide varying degrees of diagnosticity for certain emotions [23]. However, these variations also introduce complexity: if emotion recognition systems focus solely on the eyes, they might underestimate signals from the mouth, and vice versa. Moreover, gaze direction (direct vs. averted) can modulate emotion perception in ways that are not fully understood or integrated into computational models [24].

## 2.5 Stimuli and Participant Considerations

A recurring critique of many emotion recognition datasets is their reliance on *actors* who display prototypical emotions [25, 26]. While this controlled approach can yield high accuracy in laboratory settings, it may fail to generalize to the subtle and often overlapping emotions seen “in the wild.” By contrast, utilizing **non-actor participants** and more naturalistic stimuli could better reflect everyday experiences, though it also introduces variability and noise. Some works attempt to add realism by including evocative videos or music, but these too can be limited by cultural context or subjective interpretation. Our approach, involving “talking faces” and non-actor participants, aims to capture more spontaneous responses—although it still faces the challenge of bridging the gap between controlled experiments and authentic real-world interactions.

## 2.6 Temporal Dynamics in Emotion Recognition

The majority of existing studies concentrate on static frames or brief segments, often overlooking how emotional expressions evolve over time. Although valence and arousal can fluctuate rapidly, few works incorporate **temporal dynamics** in a comprehensive way. Wang et al. [27] stress that capturing real-time changes in emotional states presents challenges, including the need for standardized metrics and more sophisticated sequence modelling. Without a temporal perspective, systems risk mislabeling emotions that unfold gradually or detecting only fleeting cues—further underscoring the need for dynamic modelling of gaze, facial movements, and other signals.

## 2.7 Personality and Emotion Recognition

Another dimension often neglected in emotion recognition systems is the user’s **personality** profile. The Big Five personality traits—neuroticism, extraversion, openness, agreeableness, and conscientiousness—can significantly shape an individual’s emotional responses [28, 29]. For instance, those high in neuroticism tend to dwell on negative stimuli, while extraverted individuals focus more readily on positive cues [30]. Despite these established relationships, many emotion recognition models still treat users as a homogeneous group, risking reduced accuracy and personalization.

Furthermore, *recent research* has demonstrated that eye-tracking data can reveal personality traits themselves [3, 31, 32], opening the door to **adaptive systems** that leverage real-time gaze analysis to refine emotion predictions. However, incorporating personality raises new complexities, such as how to measure or infer traits reliably and how to handle ethical concerns around privacy and user profiling.

## 2.8 Personality-Inspired Eye-Tracking-Based Emotion Recognition

By integrating personality assessments into eye-tracking-based emotion recognition, researchers can better account for individual gaze patterns and emotional biases. For example, those high in neuroticism may fixate longer on negative facial features [33], while extraverts frequently scan positive features [34]. Although these insights have shown promise in controlled experiments, the impact of personality in more real-world or conversation-like scenarios remains less explored. Practical issues, such as how to maintain calibration for different users and how to fuse personality traits with other modalities, still require further work.

Nevertheless, **personality-inspired approaches** represent a significant step toward more robust, user-centric emotion recognition. They hint at a future in which systems adapt not only to immediate emotional cues but also to deeper, trait-level aspects of users, making interactions more personalized and empathetic.

## 2.9 Summary

In summary, while numerous methods have advanced emotion recognition in terms of accuracy and modality integration, key challenges persist:

- **Over-Reliance on Emotion-Evoking Stimuli:** Many studies rely on artificially evocative materials (e.g., dramatic videos or staged scenes) to elicit strong emotional reactions. However, such stimuli may not generalize to everyday face-to-face communication, where expressions tend to be more subtle and context-dependent.
- **Neglect of Individual Differences:** Personality traits, cultural backgrounds, and personal experiences heavily shape emotional responses, but remain underrepresented in many models.
- **Limited Attention to Temporal Dynamics:** Emotions evolve over time, yet temporal changes are often treated as static or are underutilized in modeling.

Our work seeks to address these gaps using more naturalistic “talking face” stimuli, incorporating personality traits, and explicitly modelling temporal dynamics through eye-tracking data. In doing so, we aim to deepen both the *theoretical* understanding of how personality shapes emotional perception and the *practical* capability of affective computing systems to operate effectively in real-world contexts.

## 3 Dataset Collection and Pre-processing

### 3.1 Participants

We recruited 73 participants (52 males, 21 females; mean age  $27.4 \pm 6$  years). All participants reported normal or corrected-to-normal vision, and no neurological disorders. Participants came from diverse educational backgrounds (see Table 1). Informed consent was obtained from the participants following the university’s ethical guidelines. Although this sample offers diversity in education level, we note a moderate gender imbalance and a relatively young age range, which may limit broader generalisability.

Table 1: Participant Demographics

Characteristic	Value
Gender (Male/Female)	72% / 28%
Average Age (years)	$27.4 \pm 6$
Glasses/Contact Lens Wearers	33%
Education Level:	
College	28%
Bachelor’s	43%
Master’s	19%
Ph.D.	10%

### 3.2 Experimental Design and Procedure



Figure 2: The experimental setup of a participant sitting in front of the monitor with the sensors attached.

The experiment simulated the listening part of a conversational context where participants engaged with dynamic, emotionally expressive stimuli. Participants completed 88 trials: 4 practice and 84 main trials, presented in random order. Stimuli were 84 video clips selected from the CREMA-D dataset [4], featuring 91 actors (48 male, 43 female) aged 20–74 portraying six basic emotions (Anger, Disgust, Fear, Happy, Neutral, Sad) at varying intensity levels. The selected clips balanced emotions and actor demographics to enhance the range of expressions and improve generalisability.

The experiment was designed to approximate a face-to-face conversational scenario in which participants observe short, speech-containing videos. Each participant completed 88 trials (4 practice, 84 main), presented in random order. The videos were sourced from the CREMA-D dataset [4], which features 91 actors (48 male, 43 female) aged 20–74, each portraying one of six basic emotions (Anger, Disgust, Fear, Happy, Neutral, Sad) at varying intensity levels. We selected 84 clips that balanced

different emotions and actor demographics, supporting a broader range of expressions and potentially improving generalisability. To simulate face-to-face dialogue more closely, a short written scenario was displayed before each video, prompting participants to imagine they were conversing with the individual in the video. This contextual priming was intended to increase engagement and emotional alignment, even though no real turn-taking occurred.

During the experiment, eye-tracking data were recorded using a GP3 HD eye tracker at a sampling rate of 150 Hz. The eye tracker was calibrated for each participant using a standard 9-point calibration procedure. The data collection was synchronized with the presentation of stimuli using the Lab Streaming Layer (LSL) framework to ensure precise alignment between eye-tracking data and stimulus events.

Figure 2 illustrates the experimental setup, showing a participant seated in front of the monitor with sensors attached.

Before beginning the trials, participants completed the BFI-44 questionnaire [8] to assess their personality traits (openness, conscientiousness, extraversion, agreeableness, neuroticism). After each video, participants rated their *perceived* and *felt* emotions on 9-point Likert scales for valence (1 = very negative, 9 = very positive) and arousal (1 = very calm, 9 = very excited). We chose a 9-point scale for its higher resolution, which can capture subtle affective variations [35, 36] more effectively than smaller-scale alternatives. These self-reported ratings formed the ground truth labels for our emotion recognition models.

An example frame from the video stimuli used in the experiment is shown in Figure 3.

The 9-point scales used for rating emotional arousal and valence are depicted in Figure 4.

### 3.3 Data Preprocessing and Feature Extraction

Following data collection, we performed several preprocessing steps to ensure high-quality eye-tracking signals:

1. **Quality Filtering:** We discarded data points flagged by the eye-tracker’s algorithms (e.g., blinks, tracking loss).




Figure 3: A frame from the video stimuli used in the experiment.

Figure 4: The 9-point scales used for describing the emotional arousal and valence scores.

2. **Normalization:** We normalised gaze coordinates to account for screen resolution and seating position variations.
3. **Pupil Baseline Correction:** We used the mean pupil size from each participant’s neutral-video periods as an individual baseline. Subsequent pupil measurements were subtracted from this baseline to reduce cross-participant physiological differences.

For each trial, we extracted the following features:

- **Fixation Metrics:** Mean, median, and variance of fixation duration/dispersion.
- **Pupil Metrics:** Corrected mean, min, max, and variance of pupil size.
- **Saccadic Metrics:** Amplitude, duration, peak velocity, and acceleration, reflecting scanning behavior.

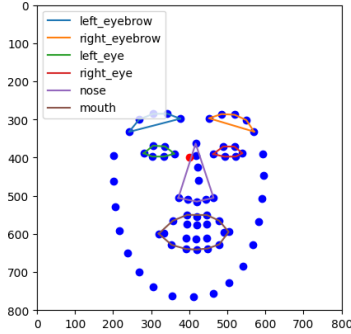


Figure 5: Facial landmarks (via OpenFace [37]) partitioned into multiple ROIs.

- **Gaze Regions:** Using OpenFace [37] and convex hull segmentation [38], we labeled each gaze point by facial region (eyes, eyebrows, nose, mouth, or outside). The proportion of fixations per region provides insight into attention distribution.
- **Environmental Variables:** Ambient light (in lux), room temperature, and stimulus brightness levels, controlling for potential external influences on pupil dilation.
- **Personality Traits:** BFI-44 scores scaled to [0,1].

### 3.4 Features for Modeling

Since participants’ fixations and saccades vary in number and timing, we standardized the temporal dimension by **interpolation** into 15 equally spaced time steps per trial. This creates a uniform representation across 2–4s videos, facilitating sequence modelling with architectures such as Long Short-Term Memory (LSTM) networks [39].

Each time step includes gaze-region allocations, pupil size, and saccadic measures, capturing how visual attention and arousal evolve. By combining these time-series features with static context variables (environmental data and personality scores), our models can exploit both dynamic and trait-level information to improve emotion recognition accuracy.

In sum, this design aims to balance ecological validity (via “talking face” videos, textual context, and participant diversity) with reproducible data

Table 2: Correlations between personality traits and felt/perceived emotions

Trait	Emotion Label	Corr. ( $p$ )
Conscientiousness	Felt Valence	0.26 (0.027)
Agreeableness	Felt Valence	0.33 (0.005)
Neuroticism	Felt Valence	-0.29 (0.013)

processing steps (calibration, baseline correction, and interpolation), thereby offering a robust foundation for exploring how temporal eye-tracking patterns and personality traits influence perceived and felt emotions.

## 4 Statistical Analysis

We examined the relationships between personality traits, eye-tracking metrics, and emotion labels (perceived/felt valence and arousal) through (1) correlation analysis at the participant level and (2) linear mixed-effects (LME) modeling at the trial level. Correlation analysis provided an exploratory overview of aggregated associations, while LME models accounted for repeated measures and individual differences.

### 4.1 Correlation Analysis

Because each participant contributed multiple trials, we averaged eye-tracking metrics (e.g., pupil variance), emotion labels, and personality traits to ensure independence. We then computed Pearson’s correlation coefficients.

Table 2 shows that conscientiousness and agreeableness correlate positively with felt valence, whereas neuroticism shows a negative correlation. Stimulus-specific effects (Table 3) further suggest that personality modulates emotional responses differently depending on the displayed emotion. Eye-tracking metrics also correlate with emotion (Table 4), where higher pupil variance corresponds to lower perceived and felt valence.

### 4.2 Linear Mixed-Effects Modeling

To leverage trial-level data and account for within-subject variability, we fit an LME model for each



Table 3: Personality-emotion correlations for specific stimuli

Stimulus	Trait	Emotion	Corr. (p)
Happy	Conscientiousness	Perc. Valence	0.37 (0.001)
Neutral	Neuroticism	Felt Valence	-0.32 (0.006)
Fear	Neuroticism	Perc. Valence	-0.27 (0.022)

Table 4: Correlations between eye metrics and emotion labels

Metric	Emotion	Corr. (p)
Pupil Var.	Perc. Valence	-0.32 (0.007)
Pupil Var.	Felt Valence	-0.28 (0.020)

emotion dimension:

$$\text{Emotion}_{ij} = \beta_0 + \beta_1(\text{Predictor}_{ij}) + u_{0j} + \varepsilon_{ij},$$

where  $i$  indexes the trial and  $j$  indexes the participant. The predictor (e.g., pupil size, fixation time, or a personality trait) was tested separately to mitigate multicollinearity;  $u_{0j}$  is a random intercept for each participant.

These models revealed significant effects of pupil metrics on emotion (Table 5); e.g., increased mean/max pupil size was associated with higher arousal and lower valence. Bonferroni corrections were applied to all multiple comparisons.

Analyses also examined facial fixations (Tables 6–7): mouth fixation correlated with higher perceived arousal, whereas eye fixation related to felt valence. Personality, particularly neuroticism, emerged as a strong negative predictor for valence.

### 4.3 Summary and Key Insights

Overall, LME models clarified how personality, pupil metrics, and fixation patterns jointly shape emotional perception. Higher pupil dilation indicates elevated arousal but lower valence, and neuroticism consistently aligns with negative valence. Future work could add random slopes or interaction terms (e.g.,  $\text{Neuroticism} \times \text{PupilMean}$ ) to capture further individual-level variability. Nonetheless, these findings already highlight the impor-

Table 5: LME results for pupil metrics (Bonferroni-corrected)

Emotion	Predictor	Coef. (p)
Perc. Valence	Pupil Mean	-0.048 (< 0.001)
Perc. Arousal	Pupil Mean	0.061 (< 0.001)
Felt Arousal	Pupil Mean	0.045 (< 0.001)
Perc. Valence	Pupil Max	-0.042 (< 0.001)
Perc. Arousal	Pupil Max	0.067 (< 0.001)
Felt Arousal	Pupil Max	0.048 (< 0.001)

tance of accounting for repeated measures and trait differences in emotion research.

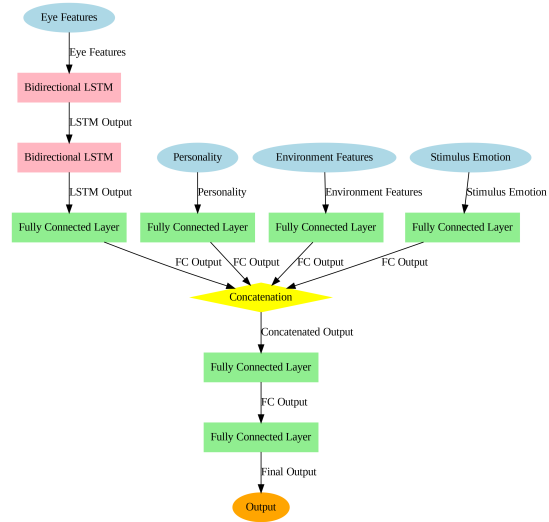


Figure 6: Neural network architecture integrating eye-tracking data, environmental variables, personality traits, and stimulus emotion.

Table 6: Mixed linear model results for emotion labels (binned) and facial regions (with Bonferroni correction).

Emotion Label	Predictor	Coefficient (p-value)
$p\_emotion\_a\_binned$	mouth	0.339 ( $p = 0.001$ )
$f\_emotion\_v\_binned$	eye	-0.290 ( $p < 0.001$ )
$f\_emotion\_v\_binned$	mouth	0.360 ( $p < 0.001$ )



## 5 Machine Learning Modeling

### 5.1 Emotion Labeling and Data Preparation

We aimed to predict four emotion labels: **felt valence**, **perceived valence**, **felt arousal**, and **perceived arousal**. Due to the imprecision in self-reported emotions, each label was grouped into three classes—low/negative (1–3), medium/neutral (4–6), and high/positive (7–9) by the ranges specified. The dataset was split into training (64%), validation (16%), and testing (20%) sets using stratified splitting to maintain class distributions. Following prior works [40–42], binning continuous valence and arousal ratings into three categories simplifies classification tasks and mitigates subjective variability in self-reported emotions. This approach enables clearer distinctions between emotional states while reducing model complexity. However, we acknowledge that this may result in the loss of finer-grained information.

### 5.2 Feature Engineering and Preprocessing

#### Normalization and Scaling.

To ensure equal contribution of features and reduce the risk of bias, we applied consistent preprocessing techniques. Personality trait scores (ranging from 0 to 50) were scaled by dividing by 50 [43] to fit the  $[0, 1]$  interval. Skewed features, such as saccade amplitude and duration, were transformed with `MinMaxScaler`, which rescales the data based on the theoretical min/max values derived from the training set. Other continuous features (e.g., corrected pupil sizes, environmental variables) were standardized using `StandardScaler`, subtracting the mean and dividing by the standard deviation computed from the training split only. This approach avoids data leakage by ensuring that vali-

dation and test data are transformed using parameters derived from training.

#### One-Hot Encoding.

Stimulus emotion (happy, sad, neutral, angry, disgust, fear) was encoded as a 6-dimensional one-hot vector. This encoding enables the model to treat each distinct emotion category independently.

### 5.3 Neural Network Architecture

Our neural network (NN) model integrates multiple input streams (Figure 6). Each stream is preprocessed separately to capture its specific characteristics before feature fusion. This architecture ensures that temporal features (e.g., eye-tracking data) and static features (e.g., personality traits, stimuli emotion) are modeled appropriately for their unique roles in predicting emotional states.

**Eye-Tracking Data:** Processed through LSTM layers to capture temporal dependencies.

**Personality Traits:** Processed through fully connected layers.

**Stimuli Emotion:** One-hot encoded and processed through fully connected layers.

**Environmental Variables:** Processed through fully connected layers.

To prevent the model from overfitting on personality or environmental variables, small Gaussian noise was added to these inputs during training, serving as a form of data augmentation. This noise regularization helps ensure that the model generalizes well across participants and experimental conditions.

### 5.4 Classification Approach

Emotion prediction was framed as a three-class classification task. Outputs were passed through a softmax activation function to obtain class probabilities. We used categorical cross-entropy loss, with class weights inversely proportional to class frequencies to address class imbalance.

Table 7: Mixed linear model results for emotion labels and facial regions (with Bonferroni correction)

Emotion Label	Predictor	Coefficient ( $p$ -value)
Perceived Arousal	Eyebrow	-0.770 ( $p = 0.001$ )
Felt Valence	Eye	-0.723 ( $p < 0.001$ )
Felt Valence	Mouth	1.115 ( $p < 0.001$ )

### 5.5 Model Training and Evaluation

For neural network models, we conducted manual and grid search hyperparameter tuning. The search

space included learning rates in  $\{10^{-3}, 10^{-4}, 10^{-5}\}$ , dropout rates in  $\{0.2, 0.3, 0.5\}$ , and weight decay parameters. The best configurations were selected based on macro F1 scores on the validation set. Early stopping was used during training, halting if no validation improvement was observed within 10 epochs.

Hyperparameters such as learning rates, dropout rates, and weight decay were tuned based on validation performance. We evaluated models using the F1-score, suitable for imbalanced datasets as it considers both precision and recall.

We compared our NN models against support vector machines (SVMs) as baselines. The SVMs used stimuli emotion, and stimuli emotion combined with personality data as input features. The SVM baselines were chosen for their simplicity and effectiveness with non-temporal data. Unlike the NN, which can leverage sequential dependencies in eye-tracking data, the SVMs were limited to static features (e.g., stimuli emotion, personality). This comparison highlights the added value of temporal modeling and feature integration in the NN.

## 5.6 Results

Table 8 presents the F1-scores for different models and emotion labels. The best results for each emotion label are **bolded**.

The results indicate that integrating personality traits alongside temporal eye-tracking data and stimuli emotion significantly enhances model performance, particularly for **felt emotions**. This supports the notion that felt emotions, being more subjective, benefit most from incorporating high-level personal trait information. The SVM baselines performed well on perceived emotions, likely due to the direct influence of stimuli on perception, but lacked the capability to model sequential dependencies, underscoring the importance of our temporal NN design.

## 6 Discussion

We integrated eye-tracking data, personality traits, and stimulus-emotion labels to improve emotion recognition in short, speech-containing clips. Although not fully interactive dialogues, focusing on the listener’s perspective offered controlled condi-

tions to isolate critical predictors of perceived and felt emotions.

### 6.1 Complexity and Agreement

Emotions are influenced by stimuli, individual traits, and context, making them challenging to model. Table 9 shows user agreement varied widely: perceived valence had the highest agreement (77.7%), while felt arousal was lowest (56.0%). Personalized calibration could better address such subjective variability.

### 6.2 Model Performance and Stimulus Emotion

Higher agreement (e.g., perceived valence) led to stronger performance. Our best model reached a macro F1 of **0.77** for perceived valence (Table 8). Stimulus emotion notably boosted perceived-emotion prediction; an SVM using only stimulus emotion already achieved good accuracy. However, the NN outperformed it on felt emotions by incorporating eye-tracking data, reflecting the added benefit of physiological cues for internal states.

### 6.3 Multimodality and Individual Differences

Combining stimulus emotion, personality, and eye-tracking yielded the highest macro F1-scores (0.77 for perceived valence, 0.58 for felt valence). Personality accounted for individual differences, while eye-tracking provided real-time physiological insights [44], and stimulus context clarified perception.

### 6.4 Comparison and Future Directions

Compared to the SVM baseline, our NN better captured felt emotions—demonstrating that multimodal data support more nuanced prediction. Remaining challenges include sample representativeness, genuine two-way interactions, class imbalance, and the need for personalized calibration. Future expansions could integrate speech signals or micro-expressions and address interpretability

	Low	Medium	High	Macro F1	Learning Rate	Dropout
<b>NN with Eye-Tracking Data</b>						
Perceived Arousal	0.32	0.54	0.17	0.34	0.0002	0.3
Perceived Valence	0.35	0.22	0.28	0.28	0.0002	0.3
Felt Arousal	0.45	0.37	0.07	0.30	0.0003	0.2
Felt Valence	0.29	0.49	0.24	0.34	0.0002	0.3
<b>NN with Eye-Tracking Data</b>						
Perceived Arousal	0.18	0.57	0.24	0.33	0.00035	0.3
Perceived Valence	0.58	0.17	0.29	0.34	0.00035	0.3
Felt Arousal	0.45	0.41	0.23	0.36	0.0003	0.2
Felt Valence	0.32	0.46	0.25	0.34	0.0003	0.2
<b>NN with Eye-Tracking and Personality Data</b>						
Perceived Arousal	0.46	0.49	0.40	0.45	0.0003	0.2
Perceived Valence	0.57	0.33	0.29	0.40	0.0002	0.2
Felt Arousal	0.58	0.58	0.40	<b>0.52</b>	0.0002	0.2
Felt Valence	0.38	0.57	0.28	0.41	0.0002	0.2
<b>NN with Eye-Tracking and Stimuli Emotion</b>						
Perceived Arousal	0.56	0.33	0.58	0.49	0.0002	0.3
Perceived Valence	0.77	0.56	0.91	0.75	0.0002	0.3
Felt Arousal	0.47	0.45	0.29	0.40	0.0002	0.2
Felt Valence	0.50	0.51	0.54	<b>0.52</b>	0.0003	0.3
<b>NN with Eye-Tracking, Personality, and Stimuli Emotion</b>						
Perceived Arousal	0.63	0.48	0.65	<b>0.59</b>	0.0007	0.3
Perceived Valence	0.77	0.63	0.90	<b>0.77</b>	0.0007	0.3
Felt Arousal	0.61	0.53	0.48	<b>0.54</b>	0.0004	0.3
Felt Valence	0.53	0.62	0.60	<b>0.58</b>	0.0007	0.3
<b>SVM with Stimuli Emotion</b>						
Perceived Arousal	0.57	0.26	0.61	0.48	N/A	N/A
Perceived Valence	0.76	0.52	0.92	0.73	N/A	N/A
Felt Arousal	0.48	0.28	0.32	0.36	N/A	N/A
Felt Valence	0.50	0.36	0.59	0.48	N/A	N/A

Table 8: Model performances in terms of F1-scores and their corresponding hyperparameters (Learning Rate and Dropout values) for different input features

through attention-weight analyses or feature ablation. Real-world applications, such as telehealth or adaptive tutoring, must also consider ethical aspects like data privacy and informed consent.

## 7 Conclusion

This study shows that *temporal eye-tracking*, *personality traits*, and *stimulus emotion* can jointly enhance emotion recognition in short, speech-based clips. Although not full dialogues, modeling the *listener’s perspective* proved effective: personality traits improved felt-emotion accuracy (e.g., raising felt arousal F1 from 0.36 to 0.52), and stimulus emotion elevated perceived-emotion performance (perceived valence from 0.34 to 0.77).

### Implications

Our multimodal approach underscores the necessity of merging physiological signals, personal traits, and context in affective computing. It can guide the development of user-centric applications (e.g., mental health tools, virtual agents) that adapt to individual differences more precisely.

### Limitations and Future Work

Relying on actor-driven stimuli and a relatively homogeneous participant sample restricts generalizability to spontaneous, diverse real-world conversations. Future work should explore interactive dialogues, address class imbalance for low-agreement labels, and expand modalities (e.g., vocal prosody, micro-expressions). Personalized calibration remains crucial for handling highly subjective emotions.

Table 9: User Agreement on Emotion Labels (%)

Emotion Label	Agreement (%)
Felt Arousal	56.0
Felt Valence	65.9
Perceived Arousal	60.6
Perceived Valence	77.7

### Outlook

In essence, *combining user-specific traits, physiological data, and external cues is essential* for capturing both perceived and felt emotions. As research progresses toward fully interactive, real-time systems, these insights can foster more ethical, privacy-conscious, and adaptive affective computing solutions—ultimately mirroring the complex and subjective nature of human emotions.

## 8 Ethical Impact Statement

This research investigates emotion detection in dialogues by integrating eye-tracking data, temporal dynamics, and personality traits, providing insights that could enhance affective computing applications. Given that the study involves human participants, it was conducted with oversight from an ethical review board. Informed consent was obtained from all participants, covering data collection, usage, and analysis. To safeguard participant privacy, all data was anonymized, and participants were informed of their right to withdraw at any time without consequence.

Potential risks stem from privacy concerns related to emotion recognition, especially when using eye-tracking data like pupil size, which participants cannot directly control or consciously moderate. Unlike facial expressions or vocal cues, there is limited cultural awareness around eye metrics such as pupil dilation, which may involuntarily reveal emotional states. This can potentially limit individuals’ ability to hide emotions, raising privacy issues as it could lead to unintentional exposure of affective information. Recognizing this, we implemented strict protocols to anonymize data, restrict access to authorized research personnel, and provide participants with clear explanations of the data collected.

While these risks are present, we believe they are outweighed by the benefits of this research, which include advancements in human-computer interaction, socially assistive technologies, and applications in mental health and education. The anonymization of data, clear communication of its use, and emphasis on ethical handling protocols are key risk mitigation strategies. Our findings could enable more sensitive and context-aware affective

computing applications that respect user privacy while advancing the field of emotion recognition in a safe and ethically responsible manner.

## References

- [1] D. J. Hughes, I. K. Kratsiotis, K. Niven, and D. Holman, “Personality traits and emotion regulation: A targeted review and recommendations,” *Emotion*, vol. 20, no. 1, p. 63, 2020.
- [2] K. Kaspar and P. König, “Emotions and personality traits as high-level factors in visual attention: a review,” *Frontiers in human neuroscience*, vol. 6, p. 321, 2012.
- [3] J. F. Rauthmann, C. T. Seubert, P. Sachse, and M. R. Furtner, “Eyes as windows to the soul: Gazing behavior is related to personality,” *Journal of Research in Personality*, vol. 46, no. 2, pp. 147–156, 2012.
- [4] H. Cao, D. G. Cooper, M. K. Keutmann, R. C. Gur, A. Nenkova, and R. Verma, “Crema-d: Crowd-sourced emotional multimodal actors dataset,” *IEEE transactions on affective computing*, vol. 5, no. 4, pp. 377–390, 2014.
- [5] R. Fang, R. Zhang, E. Hosseini, C. Fang, M. Eslaminehr, S. Rafatirad, and H. Homayoun, “Apex: Attention on personality based emotion recognition framework,” *arXiv preprint arXiv:2409.06118*, 2024.
- [6] M. Mostafa, T. Crick, A. C. Calderon, and G. Oatley, “Incorporating emotion and personality-based analysis in user-centered modelling,” in *Research and Development in Intelligent Systems XXXIII: Incorporating Applications and Innovations in Intelligent Systems XXIV 33*, pp. 383–389, Springer, 2016.
- [7] O. P. John, E. M. Donahue, and R. L. Kentle, “Big five inventory,” *Journal of personality and social psychology*, 1991.
- [8] A. Fossati, S. Borroni, D. Marchione, and C. Maffei, “The big five inventory (bfi),” *European Journal of Psychological Assessment*, 2011.
- [9] P. Ekman, “An argument for basic emotions,” *Nature: The nature of human nature*, vol. 2, p. 294, 2005.
- [10] I. Siegert, R. Böck, B. Vlasenko, D. Philippou-Hübner, and A. Wendemuth, “Appropriate emotional labelling of non-acted speech using basic emotions, geneva emotion wheel and self assessment manikins,” in *2011 IEEE International Conference on Multimedia and Expo*, pp. 1–6, IEEE, 2011.
- [11] A. Mehrabian, “Pleasure-arousal-dominance: A general framework for describing and measuring individual differences in temperament,” *Current Psychology*, vol. 14, pp. 261–292, 1996.
- [12] D. Kollias, P. Tzirakis, M. A. Nicolaou, A. Papaioannou, G. Zhao, B. Schuller, and S. Zafeiriou, “Abaw: Valence-arousal estimation, expression recognition, action unit detection & multi-task learning challenges,” in *Proceedings of the IEEE/CVF Conference on Computer Vision and Pattern Recognition Workshops (CVPRW)*, pp. 10790–10800, 2022.
- [13] X. Li and Y. Chen, “Emotion recognition using different sensors, emotion models, methods, and datasets: A comprehensive review,” *Frontiers in Neuroergonomics*, vol. 5, no. 1338243, 2024.
- [14] L. Zhang and M. Wang, “Survey of deep emotion recognition in dynamic data using facial, speech, and textual cues,” *Frontiers in Psychology*, vol. 14, p. 10978716, 2023.
- [15] G. Mohammadi and P. Vuilleumier, “A multi-componential approach to emotion recognition and the effect of personality,” *IEEE Transactions on Affective Computing*, vol. 13, p. 1127–1139, July 2022.
- [16] M. J. Seikavandi, M. J. Barrett, and P. Burrelli, “Modeling face emotion perception from naturalistic face viewing: Insights from fixational events and gaze strategies,” in *Recent Advances in Deep Learning Applications: New Techniques and Practical Examples*, Taylor & Francis, 2025.

- [17] V. Skaramagkas, G. Giannakakis, E. Ktistakis, D. Manousos, I. Karatzanis, N. Tachos, E. Tripoliti, K. Marias, D. I. Fotiadis, and M. Tsiknakis, "Review of Eye Tracking Metrics Involved in Emotional and Cognitive Processes," *Ieee Reviews in Biomedical Engineering*, vol. 16, pp. 260–277, 2023.
- [18] Y. Lu, W.-L. Zheng, B. Li, and B.-L. Lu, "Combining eye movements and eeg to enhance emotion recognition," in *IJCAI*, vol. 15, pp. 1170–1176, Buenos Aires, 2015.
- [19] L. J. Zheng, J. Mountstephens, and J. T. T. Wi, "Multiclass emotion classification using pupil size in vr: Tuning support vector machines to improve performance," in *Journal of Physics: Conference Series*, vol. 1529, p. 052062, IOP Publishing, 2020.
- [20] S. Wu, Z. Du, W. Li, D. Huang, and Y. Wang, "Continuous emotion recognition in videos by fusing facial expression, head pose and eye gaze," in *2019 International Conference on Multimodal Interaction*, pp. 40–48, 2019.
- [21] L. Chaby, I. Hupont, M. Avril, V. Luherne-du Boullay, and M. Chetouani, "Gaze behavior consistency among older and younger adults when looking at emotional faces," *Frontiers in Psychology*, vol. 8, p. 548, 2017.
- [22] A. Coutrot, N. Binetti, C. Harrison, I. Mareschal, and A. Johnston, "Face exploration dynamics differentiate men and women," *Journal of vision*, vol. 16, no. 14, pp. 16–16, 2016.
- [23] M. Schurgin, J. Nelson, S. Iida, H. Ohira, J. Chiao, and S. Franconeri, "Eye movements during emotion recognition in faces," *Journal of vision*, vol. 14, no. 13, pp. 14–14, 2014.
- [24] J. Liang, Y.-Q. Zou, S.-Y. Liang, Y.-W. Wu, and W.-J. Yan, "Emotional gaze: The effects of gaze direction on the perception of facial emotions," *Frontiers in psychology*, vol. 12, p. 684357, 2021.
- [25] S. Park and J. Lee, "Modality effects on emotion perception in english by chinese l2 english users: An eye-tracking study," in *Proceedings of the North American Chapter of the Association for Computational Linguistics (NAACL)*, 2024.
- [26] R. Chen and Q. Liu, "eese-d: Emotional state estimation based on eye-tracking dataset," *ArXiv Preprint*, vol. arXiv:2403.11590, 2024.
- [27] Y. Wang and S. Gao, "Emotion recognition in adaptive virtual reality settings: Challenges and opportunities," *IEEE Transactions on Affective Computing*, 2023.
- [28] E. G. Kehoe, J. M. Toomey, J. H. Balsters, and A. L. Bokde, "Personality modulates the effects of emotional arousal and valence on brain activation," *Social cognitive and affective neuroscience*, vol. 7, no. 7, pp. 858–870, 2012.
- [29] A. J. Zautra, G. G. Affleck, H. Tennen, J. W. Reich, and M. C. Davis, "Dynamic approaches to emotions and stress in everyday life: Bolger and zuckerman reloaded with positive as well as negative affects," *Journal of personality*, vol. 73, no. 6, pp. 1511–1538, 2005.
- [30] P. T. Costa and R. R. McCrae, "Influence of extraversion and neuroticism on subjective well-being: happy and unhappy people.," *Journal of personality and social psychology*, vol. 38, no. 4, p. 668, 1980.
- [31] T. Ait Challal and O. Grynszpan, "What gaze tells us about personality," in *Proceedings of the 6th International Conference on Human-Agent Interaction*, pp. 129–137, 2018.
- [32] L. Chen, W. Cai, D. Yan, and S. Berkovsky, "Eye-tracking-based personality prediction with recommendation interfaces," *User Modeling and User-Adapted Interaction*, vol. 33, pp. 121–157, Mar. 2023.
- [33] L. Chen, X. Liu, X. Weng, M. Huang, Y. Weng, H. Zeng, Y. Li, D. Zheng, and C. Chen, "The emotion regulation mechanism in neurotic individuals: The potential role of mindfulness and cognitive bias," *International Journal of Environmental Research and Public Health*, vol. 20, no. 2, p. 896, 2023.
- [34] B. W. Haas, R. T. Constable, and T. Canli, "Stop the sadness: Neuroticism is associated

- with sustained medial prefrontal cortex response to emotional facial expressions,” *Neuroimage*, vol. 42, no. 1, pp. 385–392, 2008.
- [35] P. J. Lang, M. M. Bradley, and B. N. Cuthbert, “Affective norms for english words (anew): Affective ratings of words and instructions for use,” *Behavior Research Methods*, vol. 51, no. 4, pp. 1246–1265, 2019.
- [36] C. F. Benitez-Quiroz, R. B. Wilbur, and A. M. Martinez, “Improving the measurement of emotional responses with fine-grained likert scales,” *Emotion Review*, vol. 14, no. 1, pp. 26–36, 2022.
- [37] B. Amos, B. Ludwiczuk, M. Satyanarayanan, *et al.*, “Openface: A general-purpose face recognition library with mobile applications,” *CMU School of Computer Science*, vol. 6, no. 2, p. 20, 2016.
- [38] R. Adipranata, C. G. Ballangan, R. P. Ongkodjojo, *et al.*, “Fast method for multiple human face segmentation in color image,” *International Journal of Advanced Science and Technology*, vol. 3, pp. 19–32, 2009.
- [39] A. Graves, S. Fernández, and J. Schmidhuber, “Bidirectional lstm networks for improved phoneme classification and recognition,” in *International conference on artificial neural networks*, pp. 799–804, Springer, 2005.
- [40] L. Fiorini, F. Bossi, and F. Di Gruttola, “Eeg-based emotional valence and emotion regulation classification: a data-centric and explainable approach,” *Scientific Reports*, vol. 14, no. 1, p. 24046, 2024.
- [41] J. Heffner and O. FeldmanHall, “A probabilistic map of emotional experiences during competitive social interactions,” *Nature communications*, vol. 13, no. 1, p. 1718, 2022.
- [42] N. Garg, R. Garg, A. Anand, and V. Baths, “Decoding the neural signatures of valence and arousal from portable eeg headset,” *Frontiers in Human Neuroscience*, vol. 16, p. 1051463, 2022.
- [43] F. Pedregosa, G. Varoquaux, A. Gramfort, V. Michel, B. Thirion, O. Grisel, M. Blondel, P. Prettenhofer, R. Weiss, V. Dubourg, *et al.*, “Scikit-learn: Machine learning in python,” *Journal of machine learning research*, vol. 12, no. Oct, pp. 2825–2830, 2011.
- [44] P. Tarnowski, M. Kołodziej, A. Majkowski, and R. J. Rak, “Eye-tracking analysis for emotion recognition,” *Computational intelligence and neuroscience*, vol. 2020, 2020.