

# ECO: An LLM-Driven Efficient Code Optimizer for Warehouse Scale Computers

HANNAH LIN\*, MARTIN MAAS\*<sup>†</sup>, MAXIMILIAN ROQUEMORE, ARMAN HASANZADEH, FRED LEWIS, YUSUF SIMONSON, TZU-WEI YANG, AMIR YAZDANBAKHS<sup>†</sup>, DENIZ ALTINBÜKEN<sup>†</sup>, FLORIN PAPA, MAGGIE NOLAN EDMONDS, ADITYA PATIL, DON SCHWARZ, SATISH CHANDRA, CHRIS KENNELLY, MILAD HASHEMI, and PARTHASARATHY RANGANATHAN, (Google, <sup>†</sup>Google DeepMind)

With the end of Moore’s Law, optimizing code for performance has become paramount for meeting ever-increasing compute demands, particularly in hyperscale data centers where even small efficiency gains translate to significant resource and energy savings. Traditionally, this process requires significant programmer effort to identify optimization opportunities, modify the code to implement the optimization, and carefully deploy and measure the optimization’s impact. Despite a significant amount of work on automating program edits and promising results in small-scale settings, such performance optimizations have remained elusive in large real-world production environments, due to the scale, high degree of complexity, and reliability required.

This paper introduces ECO (Efficient Code Optimizer), a system that automatically refactors source code to improve performance at scale. To achieve these performance gains, ECO searches through historical commits at scale to create a dictionary of performance anti-patterns that these commits addressed. These anti-patterns are used to search for similar patterns in a code base of billions of lines of code, pinpointing other code segments with similar potential optimization opportunities. Using a fine-tuned LLM, ECO then automatically refactors the code to generate and apply similar edits. Next, ECO verifies the transformed code, submits it for code review, and measures the impact of the optimization in production.

Currently deployed on Google’s hyperscale production fleet, this system has driven >25 k changed lines of production code, across over 6.4 k submitted commits, with a >99.5% production success rate. Over the past year, ECO has consistently resulted in significant performance savings every quarter. On average, the savings produced per quarter are equivalent to over 500 k normalized CPU cores.

## 1 INTRODUCTION

Efficiency is critical in hyperscale data centers, with implications not only for cost but also the environment [1, 2]. With the end of exponential hardware performance gains, optimizing software and algorithms is increasingly important [3]. Since data centers run a diverse range of workloads [4–6], data center efficiency has often focused on system-wide optimizations, affecting large numbers of workloads at the same time. Examples of such optimizations include hardware acceleration [7–9], compiler improvements [10–12], and runtime library optimizations [13–15]. However, a large class of optimizations exist that require source code rewrites or program semantic changes (Figure 2), traditionally out of reach for compilers and other system-wide optimization techniques.

Over the last few decades, different machine learning techniques have been proposed for performance optimizations, from using Markov models for iterative optimization [16] to building deep-learning based cost models for code optimization [17, 18]. More recently, several papers have demonstrated promise in generating performance optimizations using Transformer-based models [19–21]. Despite these advances, prior work was performed in a limited setting. Some have examined improving performance on programming competition datasets [20, 21], while others have explored program microbenchmarks [16] or individual open-source repositories [19]. None of these capture the conditions of applications and services in production warehouse-scale computers.

In production environments, we encounter unique constraints and challenges. Code candidates for performance optimizations are not immediately apparent in large production code repositories

---

\*Hannah Lin and Martin Maas contributed equally to this work.

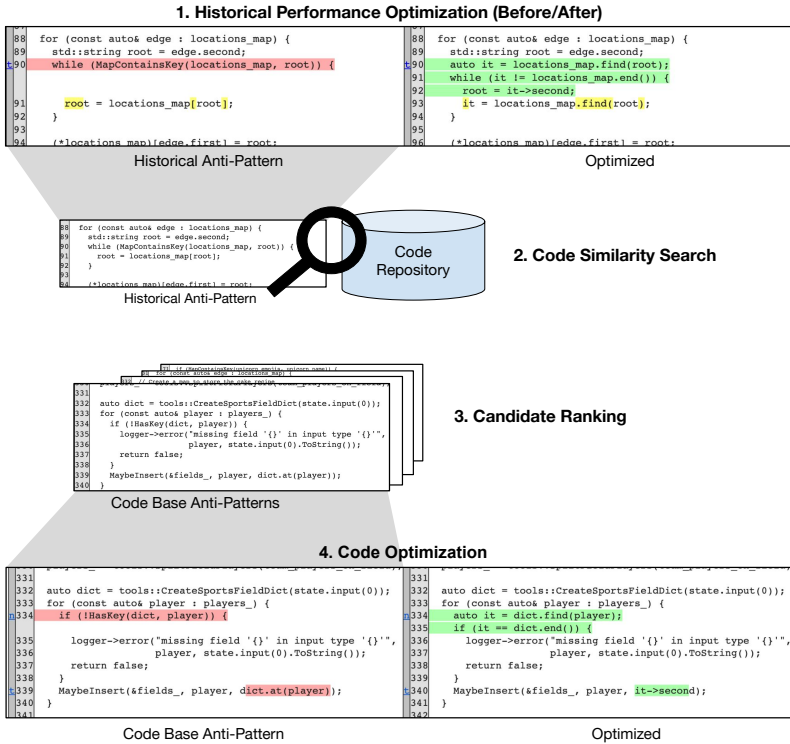


Fig. 1. A high-level overview of the **Efficient Code Optimizer (ECO)** system optimizing a redundant map operation. **1.** A dataset of performance optimizations stores before/after samples of code transformations optimizing a specific code anti-pattern (Section 2). **2.** A sample anti-pattern is used to query the code repository for similar code snippets (Section 3.2.1). **3.** The retrieved code snippets are ranked according to semantic similarity to the query (Section 3.2.2). **4.** The highest ranking code snippets are optimized by applying a code transformation similar to the historical code transformation in 1 (Section 4).

spanning up to billions of lines of code [22]. Additionally, code-edit quality in production must reliably achieve a high standard and must be achievable with minimal cost. This is in contrast to prior work that often focused on showing that models *can* produce particular outputs across many experiments (e.g., [19] reports high Top-500 accuracy, the best result out of 500 runs). To the best of our knowledge, this paper presents the first practical system, dubbed ECO, for automatically identifying and deploying performance-improving code edits at warehouse scale.

To begin, we mine decades worth of code changes to identify a set of canonical code optimizations. These optimizations consist of an *anti-pattern* and a corresponding *optimization* that fixes the anti-pattern as shown in Figure 1. Some of these anti-patterns can be fixed by simple changes, such as replacing `str.find("A")` with `str.find('A')`, and can be done mechanically<sup>1</sup>. However, many other improvements are less prescriptive or require understanding larger portions of the program. Several examples of these anti-patterns are shown in Figure 2, and they include operations like pre-sizing a vector at allocation time or removing redundant accesses to data structures. We group similar anti-patterns together into categories. Table 1 provides an example of several of the anti-pattern categories in our code optimizations database.

<sup>1</sup>For example, LLVM’s Clang-Tidy tool [23] can perform a pre-defined check and transformation on ASTs.

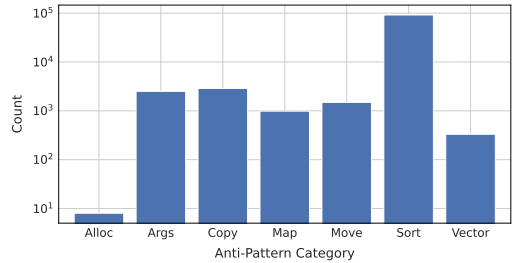
Leveraging this dictionary of performance anti-patterns and their optimizations, we identify locations in the code repository that follow the known anti-patterns and where similar code transformations may apply. This problem is challenging, as exact matching cannot surface these locations due to differences in variable names and code structure across the code base. We find that this problem is well suited to machine learning techniques. We develop a code similarity search technique based on vector similarity [24] to identify a set of *candidates* similar to a given anti-pattern. In addition, we leverage a continuous profiling infrastructure to rank these candidates based on resource consumption, identifying the most fruitful optimization opportunities.

Subsequently, we use a fine-tuned Large Language Model (LLM) to modify the code in order to implement the optimization. As the transformations are often not syntactically identical, once again ML is a good fit for this problem. Mitigating the risk of LLM hallucinations and mistakes, we improve the reliability of ECO by implementing diverse prompting strategies and filtering techniques. To ensure correctness before code review, we use the LLM to debug the generated code, similar to [25], run tests, and perform automated checks tailored to each project’s code. We then submit generated changes for human code review. After review and submission, we monitor changes in production to detect probable regressions and measure performance impact.

Figure 3 provides an end-to-end outline of our system. ECO currently operates at scale, and is used to continuously identify and apply performance optimizations to our production code base.

Table 1. Anti-Pattern Categories

| Category | Description  |
|----------|--|
| Alloc    | Unnecessary allocations: Allocation of a new object when reusing an existing object is possible.                     |
| Args     | Unnecessary copied args: Using an API causing unnecessary copies of arguments from a widely used internal framework. |
| Copy     | Unnecessary copies: See Figure 2a.   |
| Map      | Redundant map operations: See Figure 2b.   |
| Move     | Missing <code>std::moves</code> : The last use of an object is copied instead of moved.                              |
| Sort     | Unnecessary sorts: Use of a sorted or stable map/set when not required.  |
| Vector   | Missing vector reserves: See Figure 2c.  |



(a) Numbers of examples for different categories within the anti-pattern database.

## 1.1 How ECO is Used

ECO is operated by a small team of human engineers. Its optimization discovery approach results in a database of anti-patterns, which can grow over time. Engineers pick anti-patterns to target and use ECO’s localization approach to automatically identify promising locations from existing examples. Building on a library of prompt recipes (the trade-offs of which we evaluate in this paper), they craft a prompt to automatically apply an optimization across all identified locations and submit the resulting commits for code review. This process is automated, but engineers direct the system and get involved when something goes wrong. Another way to look at ECO is therefore as a way to greatly scale up human productivity compared to manually searching for optimization opportunities, writing patches, and shepherding them through code review.

```

const shopping::MerchantServices merchant_services = merchant_view.merchant_services();
for (const auto& merchant_service : merchant_services.services()) {
    if (merchant_service.id() == global_merchant_id) {
        return true;
    }
}

```

(a) **Unnecessary Copies:** Variables that are initialized from const references can lead to unnecessary copies if the variables themselves are not defined as const references. In this example, `merchant_services` can be made a const reference to avoid an unnecessary copy from `merchant_services()`.

```

if (activity->type() ==
    activity::ActivityType::FEED_CARD_CLICK) {
    languages[*lang].total_activity++;
} else if (activity->type() ==
    activity::ActivityType::FEED_CARD_VIEW) {
    languages[*lang].views++;
    if (duration_in_seconds >= kLongViewDurationSeconds) {
        languages[*lang].total_activity++;
    }
}
}

```

(b) **Redundant Map Operations:** Performing duplicated key lookups and reinitializing map values can waste CPU cycles. Here, repeated lookups can be avoided by accessing the map using a saved reference: `auto& l = languages[*lang]`.

```

std::vector<std::string> output_columns;
for (const Key& key : input.keys()) {
    output_columns.push_back(FormatKey(key));
}
for (const Value& value : input.values()) {
    output_columns.push_back(FormatValue(value));
}

```

(c) **Missing Vector Reserves:** Vectors are a common data structure in data center applications, but they can easily cause unnecessary memory reallocations that we can avoid by pre-allocating space. For example, here we can reserve space in `output_columns` using the sum of the sizes of keys and values.

Fig. 2. Three example categories of performance optimizations supported by ECO.

## 1.2 Brief Relation to Prior Work

*Applying code transformations.* Mining and applying code transformations in existing code is not a new problem. For example, Meng et al. [26] build a sophisticated custom algorithm to generalize from an example and then apply the “same” transformation to other locations. More recently, Miltner et al. [27] present an algorithm to synthesize a script from repetitive changes and enable automated propagation of those changes. In our setting, concrete examples of changes are already provided as anti-patterns, and we find that modern LLMs are capable enough to apply these changes at other locations, with no need for custom algorithms. Of course, overall correctness must be verified, but this is also true of these prior AST-based techniques.

*Repository-level refactoring.* Our work also relates to recent work in rolling out repository-level code changes, such as CodePlan [28]. While superficially similar, the primary commonality is that the actual transformation is carried out by LLMs. However, the emphasis of CodePlan is to apply a precisely specified edit that requires modifications to multiple files, such as changing a function signature or type, leveraging static analysis to identify additional locations that need to be changed. In contrast, our work focuses on *identifying* opportunities for code optimization across a repository

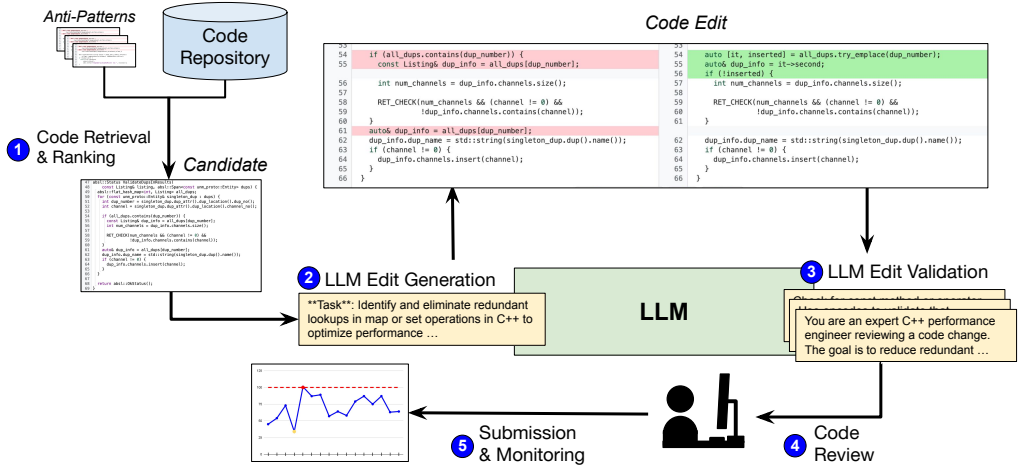


Fig. 3. An end-to-end example of ECO deploying a change.

of billions of lines of code, and *generalizing* existing edits to these new contexts. Our work is carried out at a much larger scale—CodePlan’s largest repository had  $\approx 20\text{K}$  lines of code.

More related work, including related to code optimizations, is discussed in Section 7.

### 1.3 Contributions

- (1) We introduce an approach for **opportunity discovery** of performance optimizations across a large code base, by mining many years of historical commits to identify a common set of performance anti-patterns and corresponding optimizations.
- (2) We show how ECO uses this dictionary of historical anti-patterns and corresponding optimizations for **localization** of new candidate code locations where the optimizations can apply.
- (3) We develop an **LLM-driven editing approach** that suggests non-trivial code changes given localized optimization opportunities. To verify these changes, ECO uses a combination of automatic validation techniques, code reviews, and post-submit monitoring. Deploying this system in our data centers has led to more than 6,400 submitted changes with 25 k lines of production code changed to date.<sup>2</sup>
- (4) We evaluate ECO across Google’s **global fleet of hyper-scale data centers**. Our system currently identifies and generates performance savings equivalent to over 500 k normalized cores per quarter with  $>99.5\%$  production success rate.<sup>3</sup>

This paper is organized as follows: Section 2 discusses the datasets used to build ECO. Section 3 describes how we localize new opportunities in the code base. Section 4 explores how to prompt LLMs to conduct our code transformations. Section 5 discusses code-submission and production monitoring. We evaluate ECO in Section 6 and discuss related work in Section 7.

<sup>2</sup>All code samples provided in this paper represent production code, but some of the variables, names, or values within code samples have been renamed.

<sup>3</sup>Success rate is the percentage of code edits that are successfully submitted in our data centers without causing rollbacks.

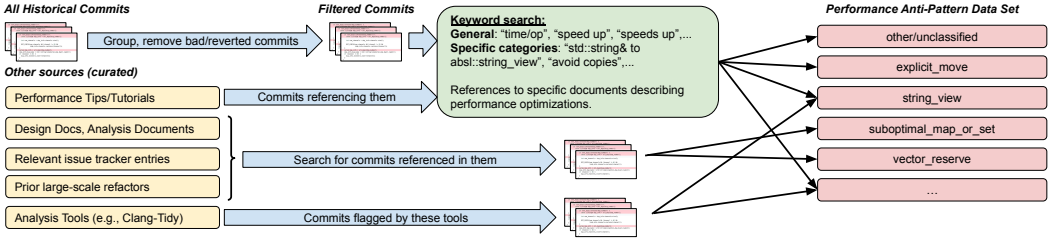


Fig. 4. The approach and processing pipeline used to mine performance anti-patterns from our repository’s commit history and a number of curated additional data sources.

## 2 PERFORMANCE OPTIMIZATION DATASETS

In this section, we describe how we mine historical performance-optimizing commits to create a dataset of efficiency anti-patterns and associated optimizations.

### 2.1 A Dataset of Efficiency Anti-Patterns

To enable ECO to drive interpretable and consistent changes across our code base, we begin by identifying and categorizing performance optimization anti-patterns based on historical information. Google’s code base is organized as a single repository containing billions of lines of code [22]. This code spans a wide range of use cases, from systems infrastructure (e.g., database systems and data processing pipelines) to application-level code (e.g., web services). Although code is written in a variety of languages, this work targets C++ performance improvements due to its significant presence in our fleet. However, our approach is not fundamentally limited to C++.

All code in the repository is searchable, with a complete history of all past commits. This includes commit messages, code review comments, and before/after snapshots of code changes. Due to this repository setup, we are able to implement textual search techniques to find historical commits that have previously improved performance. We employ two types of search: First, we search through the full set of commits and filter for certain keywords in the commit messages. This includes benchmark results, keywords that indicate reduced compute or memory cost, hashtags from software engineers that indicate performance improvements, and references to optimization tutorials and other performance-related documentation. Second, we search through a set of curated data sources, such as internal awards and newsletters that publicize code efficiency improvements. We add commits referenced in these sources to our dataset. Figure 4 shows more details.

We run this computation on a large-scale distributed computation framework, akin to Apache Beam [29]. We maintain a database of these performance-related optimizations and the anti-patterns that they solved, and use it as the foundation of our optimization approach.

### 2.2 LLM Fine-Tuning Datasets

In addition to using our anti-patterns dataset to identify code locations for optimization (Section 3), we also combine it with other data sources to fine-tune an LLM, with the goal of improving performance on these specific code refactorings. ECO uses Gemini Pro 1.0 [30], which supports fine-tuning via Google’s Vertex AI service [31]. Our fine-tuning dataset includes samples of proprietary source code, selected code commits, metadata of code and commits, and the performance-specific dataset derived from our anti-patterns database, comprised of approximately 55 k commits. The fine-tuning mechanisms are similar to prior work [32, 33]. Note that while we leverage a particular LLM as one of the building blocks in this flow, our approach is agnostic to the specific LLM.

### 3 PERFORMANCE OPPORTUNITY LOCALIZATION

While our anti-patterns dataset contains examples of *past* optimizations, a key challenge is identifying *new* optimization candidates across our entire code base. Naively applying an LLM to all of Google’s repository at scale is computationally expensive with an observed high false-positive rate. In addition, incremental, localized changes are favored to minimize global disruption and facilitate testing and review processes. Therefore, we identify new potential instances of anti-patterns using a search technique based on vector similarity search [24].

#### 3.1 Intermediate Representation for Performance

To search for performance optimization opportunities, we use an intermediate representation that captures functions across our code base along with their performance properties. This helps identify functions that are preferable candidates for optimization. Using a framework similar to Apache Beam [29], we crawl C++ code in our monorepo, parse each file with Clang, and divide it into functions. We annotate each function with Clang AST types and the types of locally defined variables, which are good indicators for potential optimizations. Figure 5 shows an example of a function within the resulting dataset.

Covering all functions within our monorepo would be too large and suffers from the problem that most of these functions are not significant for performance. We thus need to filter this data set further to focus only on *costly* functions; i.e., functions that matter for fleet-wide performance.

|  |  |
|--|--|
| <pre>{   "definition":     "string GetTimeLabel(time_t timestamp) {       int year, month;       getYearMonth(timestamp, &amp;year, &amp;month);       string label;       bool success = toLabel(year, &amp;label);       if (!success) {         return getError(year, month);       }       return label;     }",   ... }</pre> | <pre>... "variables": [   { "name": "year", "type": "int" },   { "name": "month", "type": "int" },   { "name": "label", "type": "string" },   { "name": "success", "type": "bool" } ], "performance": [   { "instructions": 43052 },   { "cycles": 109572 },   { "llc_misses": 501 } ] }</pre> |
|--|--|

Fig. 5. Sample of an entry within the performance-annotated functions dataset.

**3.1.1 Continuous Profiling.** To identify costly functions across our fleet, we leverage Google-Wide Profiling (GWP), a fleet-wide continuous profiling framework that periodically samples performance metrics from applications [34]. For each sample, it collects information, such as the program counter, stack trace, binary metadata, and performance counters. These profiles are aggregated and stored in a global database. We leverage this data in two ways: First, we use this data to identify costly functions that are good targets for optimization. Second, correlating this data with code versions allows us to evaluate shifts in historical data, such as increases or decreases in resource usage linked to specific commits. This helps us both identify commits that had a positive performance impact, and also measure the impact of commits generated by ECO after they have been submitted.

**3.1.2 Code Annotations with Performance Metrics.** To identify costly functions, we annotate our intermediate representation with performance metrics such as CPU usage, memory allocations, and LLC misses from our fleet-wide profiler. This is a non-trivial task because the profiler by default attributes CPU usage to the function that incurred the CPU cycles. These are often common, *shared functions* like `vector<T>::push_back` (as opposed to *application-specific* code), which are not



**Algorithm 1:** Retrieving costly functions from a call graph.**Input:** A function  $F$  and its parent function  $P$ **Output:** Costly functions under  $F$ 's call tree**Function** GetCostlyFns( $F, P$ )

```

if GetCallees( $F$ ) is empty then
  if ShouldPrune( $F, P$ ) then return [];
  return [ $F$ ];
costly_fns  $\leftarrow$  [];
for callee in GetCallees( $F$ ) do
  extend costly_fns with GetCostlyFns(callee,  $F$ );
end
if costly_fns is empty and not ShouldPrune( $F, P$ ) then return [ $F$ ];
return costly_fns;

```

**Function** ShouldPrune( $F, P$ )

```

if getCyclesOfTree( $P$ )  $> C_{max}$  then return false;
if isSharedFn( $F$ ) then return true;
if getCyclesOfTree( $F$ )  $< C_{min}$  or getCyclesOfTree( $F$ )  $> C_{max}$  then return true;
return false

```

generally profitable targets for optimization at ECO's level. Therefore, we re-attribute resource usage to parent functions most meaningful for optimization.

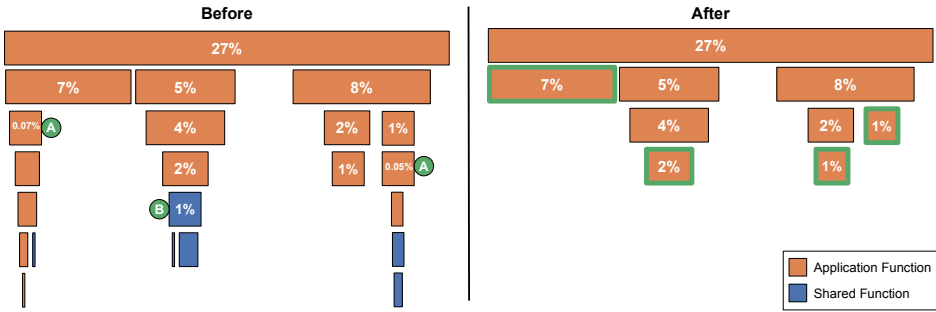


Fig. 6. Pruning annotated function call graphs. An application's call graph is annotated by percent of the application's total cycles and represented as a flame graph [35]. Unlabeled functions in the figure are functions that consume less than 0.01% of the application's cycles. Orange represents application-specific code, while blue represents shared code. **A** represents the roots of sub-trees that are pruned because they form less than  $C_{min} = 0.1\%$  of the application. **B** represents the root of a sub-tree that is pruned because it is shared code. Green outlined boxes after pruning (right) show functions that are considered potentially costly to the application and marked as possible optimization targets. (Figure not drawn to scale.)

**3.1.3 Identifying Costly Functions.** We take per-application function call trees and annotate each function in the call trees with its CPU consumption from the profiler samples. Then we perform a pruning and performance attribution step, outlined in Algorithm 1 and depicted in Figure 6.

We traverse the call trees to search for functions that are the lowest-node, *application-specific functions* in the call tree (we define application-specific functions as those common to less than a



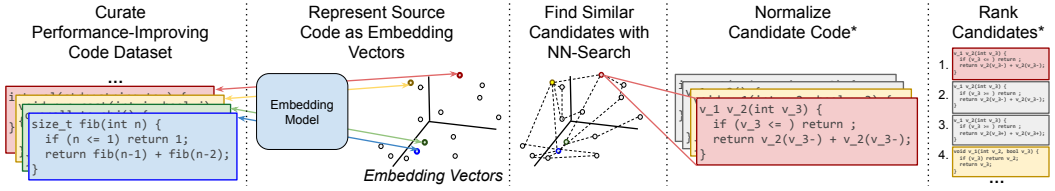


Fig. 7. Overview of the code retrieval approach. Source code is represented as embedding vectors and ScaNN is used to find nearest neighbors in the vector space. After retrieving nearest neighbors, we optionally normalize code features and rank them by similarity; these optional steps are marked by asterisks (\*).

configurable threshold of binaries; other functions are *shared*). This is done by using a heuristic to recursively remove sub-trees and *attribute* them to their caller. When a function’s resources are attributed to its caller, it has no effect on the caller’s code representation and only affects its accounted resource consumption for the purpose of identifying costly functions. If a sub-tree is entirely formed by *shared functions*, it is removed and attributed to its caller unless its caller exceeds  $C_{max}$  percent of the total binary cycles. Application-specific sub-trees are also recursively removed and attributed to their callers until a caller accounts for at least  $C_{min}$  percent of the binary’s cycles and no more than  $C_{max}$  percent of the total binary cycles. The upper threshold prevents aggregating samples at too high of a level in the call-tree, which we find unproductive for performance optimization (as it surfaces higher level program structure—e.g., a binary’s main function). Through empirical tuning on our code-base, we set  $C_{min}$  to 0.1% and  $C_{max}$  to 25%. This analysis results in over 10 M potential candidates for performance optimization, forming our *search space*. These performance annotations inform the code-retrieval search described in Section 3.2.

### 3.2 Code Retrieval for Optimization Opportunities

Now that we have both a dictionary of anti-patterns and their optimizations, as well as a search space of candidate functions that are sufficiently costly to represent worthwhile optimization targets, we need an automated way to identify all of these candidates that are likely targets of a particular optimization (e.g., instantiations of the same anti-pattern). This is a very challenging problem, since different instances of the same anti-pattern can look very different, both at a textual and an AST level (e.g., consider the example in Figure 2b). Manual heuristics, such as using a regular expression to search for instances of `std::map`, are often inadequate for identifying all nuances of optimizations. To address this, we design an automatic code retrieval technique that discovers new instances of an anti-pattern based on past examples.

First, we form a database of vector representations (embeddings) of each function in our search space (see Section 3.1 and Figure 7). We then use approximate nearest neighbor (ANN) search to find similar functions, a method proven effective in other code recommendation contexts [36].

To perform ANN at scale, we use an open-source vector similarity search framework, called Scalable Nearest Neighbor (ScaNN) [24]. We provide a vector representation of a *query* (i.e., a function or code diff that we want to search for), and ScaNN returns an approximate set of similar vectors from the database using cosine distance. To prioritize high-impact optimizations, we exclude functions with compute usage below a certain threshold from our intermediate representation (Section 3.1.2). For queries using functions, we retrieve the top- $\mathcal{K}$  ( $\mathcal{K} = 500$ ) candidates based on ANN. We then normalize the query and candidates by removing custom names, static strings, and comments, and rank the candidates by a *syntactic similarity* score (Section 3.2.2).

**3.2.1 Embedding design for semantic similarity.** We explore two strategies for vector embeddings:

**(a) Bag of Words (BOW).** This approach involves creating embeddings based on a BOW representation. Our intermediate representations provide textual tokens for each function after parsing. The embedding vector of a function is created by forming a token-frequency vector, excluding comments, common keywords like “return”, and punctuation tokens.

**(b) Deep Embedding Models.** We use a deep embedding model. We begin with a 1B-parameter dual-encoder *deep text embedding* model trained on English query and document pairs. We fine-tune this model on 25M samples of: (1) semantically similar function pairs and (2) code diffs and “before” function pairs (code prior to edit). Fine-tuning on similar function pairs allows us to use function code as a query for similar code snippets. On the other hand, fine-tuning with code diff and “before” function pairs enables searching for patterns represented in code diffs. Directly using function code as a query may code unrelated to the optimization into the query, and searching for code through code diffs allows us to focus queries on the lines of interest within a function.

**3.2.2 Ranking Performance Opportunities.** After retrieving approximate top candidates through ANN, we use a *syntactic similarity score* for further, more detailed ranking. The score  $\mathcal{S}$  between a query  $Q$  and a candidate  $C$  is defined as (higher is better):

$$\mathcal{S}(Q, C) = \frac{1}{4} [B(Q, C) + R(Q, C) + T(Q, C) + F(Q, C)]$$

Each component of  $\mathcal{S}$  is from 0 to 1 and defined as follows:

- $B(Q, C), R(Q, C)$ : BLEU [37] and ROUGE-L [38] score are text similarity metrics.  $B$  and  $R$  are calculated after normalizing  $Q$  and  $C$  to remove custom names, static strings, and comments.
- $T(Q, C) = (|T_Q \cap T_C|) / \max(|T_Q \cup T_C|, 1)$ , where  $T_Q, T_C$  are types present in  $Q$  and  $C$  from our code representation (Section 3.1.2).
- $F(Q, C)$ : Cosine similarity of control flow-related keywords (e.g., `for`, `while`) in the functions’ Bag of Words vectors.

The inclusion of  $B$  and  $R$  captures textual similarity of functions, while  $T$  and  $F$  incorporate information about types and code logic, improving semantic similarity representation. This helps us further refine the set of relevant candidates, after the approximate match provided by ANN.

## 4 CODE EDIT GENERATION STRATEGIES

After identifying potential candidates, we generate code transformations by prompting an LLM (Section 2.2). Since we find that the output of our model is highly dependent on how the model is prompted, we explore a variety of prompting strategies to improve the generation quality of our code edits [39, 40]. Engineers driving ECO can then build on these *prompting recipes*.

LLM prompting has seen a large amount of research in the ML community [41], and several common patterns have emerged. The most basic form of prompting (*zero-shot prompting*) simply instructs the model to perform a particular operation, providing no (i.e., *zero*) explicit examples. In response to the prompt, the LLM produces the requested output, token by token. This works for simple edits, but since token generation is when the model applies logic, it leaves few steps for the model to apply complex operations. It also relies on the LLM correctly interpreting the instructions.

There are several commonly used approaches to address these limitations. *Few-shot* prompting includes *examples* of the desired operation (e.g., before/after code pairs) in the prompt to facilitate pattern matching, which has been shown to work well for code [42]. An orthogonal technique to increase the capabilities of models is *Chain-of-Thought* prompting [39], where the prompt instructs the model to first output a plan of the required steps, before generating the actual output. This induces additional token generation steps and leads to more structured outputs, which has been shown to work well for code transformation problems [43]. Finally, *ReAct* [40] is a prompting approach that enables multi-step reasoning. The model is called in a harness that goes through

cycles of calling the model to produce a textual representation of the next step, generating a command that can be executed in an external environment (e.g., a Python interpreter), and then feeding the output of the command back into the model. Repeating the process allows the model to perform more complex operations and interactively modify the code.

The prompting strategies described below apply these paradigms to code edit generation and gradually increase the amount of supervision and information provided to the model.

#### 4.1 Prompting strategies

|  |   |
|--|---|
| <pre>cat book-logger.cc ... #include &lt;string&gt; #include &lt;vector&gt; ...  Migrate callers to prefer the Page-returning version of Read().  We can combine the initialization of the Page object with the call to Read. ... Optimize the code.  patch book-logger.cc @@ - cursor.Finish(); - Page page; - Read(opts, db, user_query, &amp;page); + Page page = Read(opts, db, user_query); ...</pre> | <pre>cat { target path } ... { target snippet } ... Optimize the usage of maps.  We can accumulate results and use one-time initialization to avoid unnecessary extra work. ...  Optimize the code.  patch { target path } @@</pre> |
| (a) Training sample  | (b) Prompt example  |

Fig. 8. Zero-shot prompting. The prompt (8b) uses the same instruction and diff format as the training sample (8a) to indicate that the model should output a performance-enhancing code diff.

|  |
|--|
| <pre>Remove redundant map lookups to improve performance.  Example 1 { example snippet 1 } @@ { example diff 1 }  Example 2 { example snippet 2 } @@ { example diff 2 }  Example 3 { target snippet } @@</pre> |
|--|

Fig. 9. Few-shot prompting template. This example shows a 2-shot prompt. Two example code edits are chosen, showing the optimization of redundant map look-ups. They are followed by the target code snippet, and the model is prompted to provide the code diff on the target code that removes redundant map look-ups.

**Zero-Shot prompting.** As mentioned in Section 2.2, we aim to improve zero-shot prompting performance by leveraging our anti-patterns dataset to also provide fine-tuning inputs for our model. The training inputs are each based on a single performance-optimizing commit and contain a prompt along with the description and code provided in the commit (Figure 8a). The commit’s code

```

# Original Code
{ target snippet }

# Instructions
1. Walk through how to optimize this code using
this format:
* Step 1: { step 1 }
* Step 2: { step 2 }
* Step 2: { step 3 }
2. Then provide a code diff optimizing the code
using this format:
patch { target path }
@@
{ code diff }

# Answer
1. Let's think this through, step by step:
* Step 1:

```

Fig. 10. Chain-of-Thought (CoT) template.

```

# Instruction
Improve the performance of the code in { target
path }.

# Thought
Let's take a look at the code.

# Action
cat { target path }

# Observe
{ target snippet }

# Thought
Now let's edit the code to speed it up.

# Action
patch { target path }
@@

```

Fig. 11. ReAct template.

diff is used as the label for training the model (Figure 8a). When prompting the model with a zero-shot approach, we employ a similar format, but using the code we want to transform (Figure 8b), and asking the model to output a code-diff to carry out the transformation. The intent is that the model recognizes the structure from its fine-tuning, and outputs the appropriate code edit.

**Few-shot prompting.** This variant uses a small set of examples of model answers in the prompt to guide the model toward a target task (Figure 9). We select a target code edit type, combine various samples of edits of that type, and prompt the model to perform a similar code transformation on our target code. Our training format (Figure 8a) uses zero-shot formatting instead of few-shot formats to minimize the token count per sample during training.

**Chain-of-Thought (CoT) prompting.** This style of prompting elicits “thoughts” (i.e., intermediate outputs) from the model, tracing its reasoning to reach a target answer [39]. By asking the model to provide ideas on improving code “step by step” (Figure 10), we guide it to identify performance-improving strategies and implement them on the target code.

**ReAct prompting.** ReAct combines reasoning with action to achieve an end goal [40]. It prompts the model to generate a thought leading to an action step, iterating through thoughts and actions until achieving the final goal (Figure 11). This mimics how we may break down larger tasks (e.g., writing a paper) into smaller steps (e.g., writing an outline, and then filling it in section by section) to achieve an overarching objective. Using ReAct for performance-improving edits involves asking the model to create *Thought* (e.g., “Let’s examine the code.” or “Let’s make a code patch to optimize the source code.”) or *Action* steps (e.g., running a cat or patch command) targeting an optimization. These steps can be followed by an *Observe* step filled with the results of the Action (e.g., displaying file contents) to provide feedback for further prompting. This iterative process is particularly useful when there is ambiguity, providing the structure for the model to navigate it.

As we will show, all four approaches produce good results for some performance optimization tasks, but none of them is strictly better than the others in all cases. We thus keep a library of these prompting recipes, and engineers choose which prompt to use on a case-by-case basis (Section 1.1).

## 5 VERIFICATION, SUBMISSION, & MONITORING

Code for our data center fleet must meet production standards to be accepted. ECO is required to achieve a high rate of successful performance-improving edits to decrease review overhead and to prevent developer toil. Our edit verification process starts with automated tests, including both

unit tests and integration tests. Teams at Google run continuous integration pipelines to ensure code is not broken, and we leverage these pipelines to check for correctness of ECO’s edits. When a code edit causes a build failure or breaks a test, we attempt fixes with automated tooling. Google’s automated tools can fix trivial errors such as missing include directives. For more complex errors, we use our fine-tuned LLM to attempt fixes. If after attempting fixes, the code edit still fails to build or pass all tests, the edit is abandoned. Figure 12 shows examples of code changes made by ECO for a code snippet that matches the unnecessary copies anti-pattern (Figure 2a). Figure 12a shows the original code location to be edited. Figure 12b shows a code diff that passes all test and verification steps. Figure 12c shows a code diff that fails to build since it requires additional includes and updating a build file, which was not in this case covered by ECO.

Due to imperfect test coverage, code that passes these tests does not always represent correct edits. Additionally, most tests provide no indication on code performance and cannot identify when a code edit has a neutral or adverse effect on code efficiency. As a result, we also incorporate LLM self-review to increase edit quality. For self-review, we ask the model a set of questions on common coding errors, anti-patterns, and areas for optimization. Code edits are not passed to a human reviewer unless the edits pass self-review. Upon passing all automated verification steps, the code edit is sent to a human reviewer. Following Google’s policies, all our code is reviewed by code owners, and we continue following these policies with ECO by asking code owners to provide the ultimate say on whether the LLM-generated edit should be submitted to production.

### 5.1 Measuring Performance Impact

After the code change is committed and released into production, we leverage information from our continuous profiler (Section 3.1.1) to monitor performance impact in two ways: (1) tracking performance metrics to detect any regressions resulting from the code change; and (2) setting up monitoring alerts on certain performance-sensitive functions and operations. These alerts notify us when performance regresses, allowing us to investigate promptly. In addition, we run queries against our profiling system to calculate performance differences caused by our code changes. If a performance regression is detected due to a modified line of code, we can revert the change. However, it is worth noting that code reversions are currently rare and have only occurred for <0.5% of commits, as presented in Section 6.

## 6 EVALUATION

We evaluate ECO through a combination of measurements from its real-world deployment within our production fleet, and through controlled experiments using examples from a small subset of our anti-patterns. Section 6.1 uses microbenchmarks to understand the impact of different prompting strategies on the quality of the generated performance optimizations. Section 6.2 evaluates the techniques used to retrieve candidate code segments for optimization. Section 6.3 evaluates the quality of the generated performance refactorings on real-world samples taken from our production code base, whereas Section 6.4 quantifies the code review and submission process, highlighting the production performance gains achieved through the code transformations.

### 6.1 Microbenchmark Evaluation

We use three hand-written microbenchmarks, one for each anti-pattern covered in Figure 2. Our microbenchmarks are designed to examine how to most effectively prompt our model for the largest performance gains. This would be challenging in production, since we cannot usually measure the impact of a particular edit before fully rolling it out.

Microbenchmarks help us address this limitation. We test our model with zero-shot, few-shot, CoT, and ReAct prompts. Each prompt asks the model to produce *code diffs* to optimize a microbenchmark

```

std::string CreateSimpleNames(
    absl::flat_hash_map<std::string, Loc> map,
    std::string key) {
    Loc value = map.at(key);
    if (value.locations.empty()) {
        return "simple_name";
    }
    return SimpleStrName(value.locations[0]);
}

```

(a) Original code snippet with an unnecessary copy anti-pattern.

```

@@
std::string CreateSimpleNames(
    absl::flat_hash_map<std::string, Loc> map,
    std::string key) {
-   Loc value = map.at(key);
+   const Loc& value = map.at(key);
    if (value.locations.empty()) {
        return "simple_name";
    }
}

```

(b) Sample of a successful model generated change.

```

@@
std::string CreateSimpleNames(
-   absl::flat_hash_map<std::string, Loc> map,
-   std::string key) {
+   const absl::flat_hash_map<absl::string_view,
+   Loc>& map,
+   absl::string_view key) {
    Loc value = map.at(key);
    if (value.locations.empty()) {
        return "simple_name";
    }
}

```

(c) Sample of a rejected code diff. The proposed type change requires updating the file includes but this was not added by the LLM.

Fig. 12. Microbenchmark code optimization samples generated by ECO.

Table 2. Microbenchmark edits. We sample the model five times for each prompt type: zero-shot (ZS), few-shot (FS), chain-of-thought (CoT), and ReAct. CodeBLEU scores and speedup compare against unoptimized baselines. We report the number of avg. modified lines (ModLn); avg. generated valid/invalid code diff hunks (ValEd/InvEd); avg. rejected code diffs that broke code (Rej); avg. CodeBLEU score against baselines (CodeBL); Min, Med, and Max speedups; and the speedup of the highest CodeBLEU-scoring sample (CBS). If a generated edit is invalid, we leave the code unchanged when measuring speedup (leading to a speedup of 1).

|                     | Copy  | ZS   | FS   | CoT   | ReAct | Human | Map   | ZS   | FS   | CoT   | ReAct | Human | Vector | ZS   | FS   | CoT   | ReAct | Human |
|---------------------|-------|------|------|-------|-------|-------|-------|------|------|-------|-------|-------|--------|------|------|-------|-------|-------|
| <b>Edit Metrics</b> | ModLn | 2.80 | 5.60 | 15.80 | 8.00  | 6.00  | ModLn | 6.60 | 7.60 | 23.60 | 9.80  | 23.00 | ModLn  | 2.60 | 8.60 | 63.40 | 20.40 | 3.00  |
|                     | ValEd | 1.20 | 1.00 | 2.40  | 1.40  | 1.00  | ValEd | 1.00 | 1.00 | 2.80  | 1.40  | 1.00  | ValEd  | 1.00 | 1.00 | 1.60  | 1.00  | 1.00  |
|                     | InvEd | 0.00 | 0.20 | 0.40  | 0.00  | 0.00  | InvEd | 0.00 | 0.00 | 0.20  | 0.00  | 0.00  | InvEd  | 0.00 | 0.00 | 0.20  | 0.00  | 0.00  |
|                     | Rej   | 0.00 | 0.00 | 0.40  | 0.00  | 0.00  | Rej   | 0.00 | 0.00 | 0.60  | 0.00  | 0.00  | Rej    | 0.00 | 0.00 | 0.00  | 0.00  | 0.00  |
|                     | CodBL | 0.97 | 0.90 | 0.85  | 0.93  | 0.86  | CodBL | 0.83 | 0.83 | 0.76  | 0.84  | 0.73  | CodBL  | 0.96 | 0.94 | 0.80  | 0.82  | 0.95  |
| <b>Speedup</b>      | Min   | 0.99 | 0.99 | 0.07  | 0.05  | 3.59  | Min   | 1.05 | 1.05 | 1.00  | 1.04  | 1.22  | Min    | 1.20 | 0.03 | 0.08  | 0.03  | 1.82  |
|                     | Med   | 1.01 | 1.00 | 1.00  | 1.01  | 3.59  | Med   | 1.05 | 1.06 | 1.00  | 1.06  | 1.22  | Med    | 1.22 | 1.21 | 0.99  | 1.00  | 1.82  |
|                     | Max   | 1.01 | 1.01 | 1.26  | 5.90  | 3.59  | Max   | 1.07 | 1.06 | 1.07  | 1.06  | 1.22  | Max    | 1.22 | 1.24 | 1.22  | 1.35  | 1.82  |
|                     | CBS   | 1.01 | 1.01 | 1.26  | 1.01  | 3.59  | CBS   | 1.05 | 1.05 | 1.05  | 1.06  | 1.22  | CBS    | 1.22 | 1.21 | 0.99  | 1.00  | 1.82  |

(Figure 12). For each benchmark and prompting strategy, we sample the model five times and track the number of modified lines (added, removed, or changed), valid edits (diff hunks applicable to the original code), and invalid edits (diff hunks not applicable).

To assess the impact of different prompting techniques, we want to obtain a diverse set of model outputs with a given prompt. However, the higher the variance of the output, the less predictable the approach. LLMs configure this trade-off through a parameter called temperature. Its value is usually between 0 and 1, where 0 is most predictable. To maintain the applicability and quality of



the generated code diffs, we pick a temperature of 0.3 across all experiments, which we found to strike a good balance in practice.

In all microbenchmarks, we compare against a human baseline where an expert—a software engineer who is familiar with the code base—hand-optimizes the code. Since these benchmarks are specifically written for this evaluation, none of them are in the training set of our model. One challenge in a real-world setting is that we do not know which edit performs best until we deploy it. Since it is not generally feasible to try multiple candidate edits in production, we need a way to pick a good edit prior to deploying or measuring it. This impacts the efficacy of different prompting approaches. For example, a prompting approach that occasionally provides a better optimization than other strategies does not help us if we cannot identify this optimization among its outputs.

To pick an output, we compare each edit with the *unoptimized* baseline microbenchmarks using CodeBLEU scores which measure syntactic and semantic similarity using code-based n-gram matching [44]. This provides us with a measure of the degree to which a particular edit changed the baseline’s code. While this does not directly indicate the quality of an edit, it can be used to pick the output that represents the most *conservative* of the generated edits, which we will see is a good strategy.

If a proposed code edit results in a benchmark that still builds, we accept the edit and mark it as valid. If it breaks the build, the edit is marked as invalid. Figure 12 shows examples of accepted and rejected microbenchmark code edits from ECO. After generating edits, we apply accepted edits to the benchmarks and we measure the performance impact by recording benchmark performance in cycles per operation across 10 runs. We calculate speedup as  $\text{speedup} = \frac{\text{baseline speed}}{\text{new speed}}$ . Since edits that result in build failures are rejected and result in unchanged code, they lead to a speedup of 1. We report the minimum (Min), median (Med), and maximum (Max) speedup from the five prompt samples, as well as the speedup from the most conservative edit (*i.e.*, highest CodeBLEU score). Table 2 shows the results for each benchmark and prompting technique.

Edit metrics reveal that different prompting techniques yield varying results. For instance, CoT generates the highest number of line changes, resulting in more invalid edits. This suggests CoT is effective for exploring diverse code edits at the cost of increasing submission difficulty if used alone. Similar to ReAct prompting, our fine-tuning data shows evolution of code across steps and we see that this enables the model to reach higher Max speedups with ReAct, except in the case of the Map microbenchmark. This suggests that there is value in leveraging different prompting recipes on a case-by-case basis, and that there is no single recipe that is strictly optimal.

Speedup statistics also indicate that in a third of the cases, the edits achieve maximum speedups from the most conservative edits (when Max equals CBS). In nearly all cases (except Map/FS), CBS meets or exceeds median speedup, highlighting that small, conservative changes can significantly improve efficiency. This shows that not only can the prompting strategies generate high-quality performance edits, but conservatively picking candidates that perform a minimum amount of semantic changes to the original code selects edits that lead to good efficiency improvements.

## 6.2 Candidate Retrieval

In Section 3.2, we detailed ECO’s methodology for identifying and ranking optimization opportunities across our code base. Here, we evaluate the effectiveness of these candidate retrieval methods. We create a test set comprising 63 pairs of code diffs and corresponding “*before*” functions. This set includes 21 pairs each for unnecessary copies, redundant map lookups, and missing vector reserves.

To assess retrieval performance, we build a database of 1803 functions, including functions from the 63 test pairs and an additional 1740 functions without known opportunities for the targeted optimizations. For each of the 63 test functions, we use its code embedding to query the database.



Table 3. Comparison of Bag of Words (BOW), Deep Text Embedding (DTE), and Deep Code Embedding (DCE) code retrieval methods at identifying optimization opportunities with and without ranking results by syntactic similarity. Mean average precision (MAP) @K measures how well the retrieval model performed by just considering the top K results that it has identified for each query.

| Model | Query     | Ranked | MAP@5  | MAP@10 | MAP@20 |
|-------|-----------|--------|--------|--------|--------|
| BOW   | Function  | No     | 0.0287 | 0.0173 | 0.0128 |
| BOW   | Function  | Yes    | 0.0728 | 0.0398 | 0.0224 |
| DTE   | Function  | No     | 0.0259 | 0.0190 | 0.0137 |
| DTE   | Function  | Yes    | 0.1633 | 0.0947 | 0.0554 |
| DCE   | Function  | No     | 0.1945 | 0.1585 | 0.1111 |
| DCE   | Function  | Yes    | 0.2036 | 0.1316 | 0.0918 |
| DCE   | Code Diff | No     | 0.5362 | 0.4719 | 0.4072 |

A successful retrieval model would rank functions of the same anti-pattern higher when queried with a function of that anti-pattern. We compare the retrieval models in terms of mean average precision (MAP), a standard measure for evaluating retrieval models [45]. A query and a function are deemed “*relevant*” if they share the same optimization opportunity.

Table 3 presents the performance of these retrieval models using different query types. MAP@K quantifies retrieval quality by considering the top- $K$  results for each query. When  $K = 5$ , BOW only achieves low MAP@K scores even after functions are ranked by syntactic similarity scores (Section 3.2.2). The MAP scores drop even further when  $K$  increases to 10 and 20. In contrast, MAP@5 more than doubles from 0.0728 to 0.1633 with function rankings on the deep text embedding model and 0.2036 with the deep code embedding model.

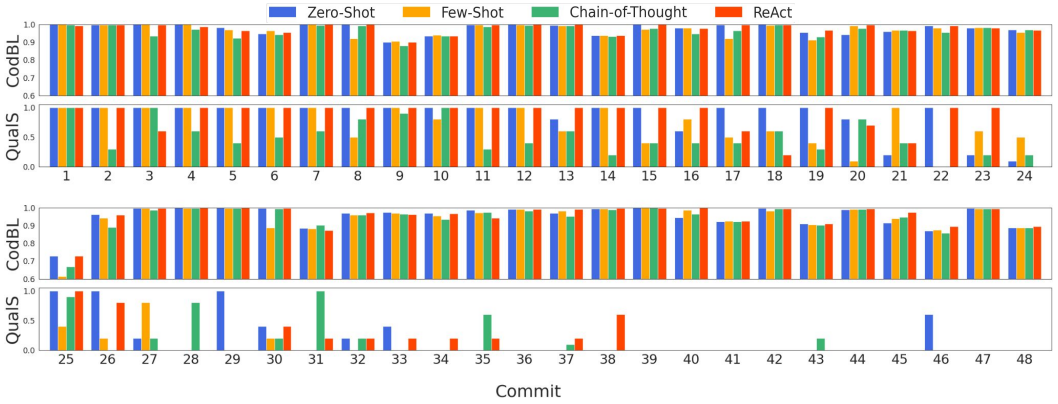
Comparing BOW to deep text embedding approaches reveals significant improvement with deep text embeddings, despite their lack of explicit code training. This suggests that text embedding models inherently capture some code semantics. Additionally, using deep code embeddings with functions as queries demonstrates substantial improvement over deep text embeddings. This performance improvement is expected from models trained on semantically similar function pairs. Using deep code embeddings with code diffs as queries (Section 3.2.1) further improves performance compared to using entire functions as queries. This can be attributed to the code embedding model’s training on code diffs, enabling it to recognize familiar patterns present in its training data. This capability is crucial because two functions may differ significantly in syntax and structure but share the same optimization opportunity, as indicated by similar code diffs.

Finally, applying a second-step ranking boosts retrieval performance in most cases, except with deep code embedding models. This underscores the importance of syntactic comparison in scenarios where models lack complete code syntax understanding. Deep code embedding models, designed for semantic similarity, exhibit minimal benefit or slightly reduced performance with the second-step ranking, suggesting that an end-to-end learning approach provides benefit over layered heuristics.

These findings highlight the efficacy of ECO’s approach in productive usage of embedding techniques to improve code optimization candidate retrieval across diverse code scenarios.

### 6.3 Edit Generation on Production Code

We extend our evaluation beyond microbenchmarks to assess the quality of generated edits on production code. We focus on four prompting strategies applied to 48 performance-improving commits from our real code repository (which were not used to fine-tune our LLM). We aim to determine how accurately each prompt replicates the chosen code edits. While microbenchmarks



(a) Edit scores per change: CodeBLEU comparison to historical changes and human ratings using rubric (b). Each bar shows the average score of 5 model outputs.

| Is the code edit valid and performance improving? | Score |
|---|-------|
| Yes   | 1     |
| Partially   | 0.5   |
| No  | 0     |

(b) Code quality scoring rubric.

| Prompt | ModLn  | ValEd | InvEd | ExtEd | CodBL | QualS |
|--------|--------|-------|-------|-------|-------|-------|
| ZS     | 9.392  | 1.752 | 0.128 | 0.428 | 0.967 | 0.531 |
| FS     | 12.736 | 1.796 | 0.156 | 0.088 | 0.958 | 0.404 |
| CoT    | 22.644 | 3.272 | 0.82  | 0.152 | 0.954 | 0.344 |
| ReAct  | 10.444 | 1.804 | 0.1   | 0.264 | 0.969 | 0.510 |

(c) Prompting strategy edit metrics.

Fig. 13. Comparing prompting strategies. (a) CodeBLEU scores (CodBL) show comparison to true historical changes. Quality scores (QualS) show code edit quality as scored by human engineers reviewing the edits for code correctness and performance improvement. (c) Additional Edit Metrics: Modified lines (ModLn), valid/invalid/exact edits (ValEd/InvEd/ExtEd), and CodeBLEU (CodBL) and quality scores (QualS) are shown as averages per prompting technique. *Valid edits* are edits that are syntactically correct and compile successfully, and *exact edits* are edits that exactly match the historical edit.

allow easy measurement of performance improvements, they do not capture the complexity of a large-scale production code base. As such, this evaluation examines the quality of generated code edits within this context.

Contrary to the microbenchmark study, we cannot perform isolated performance tests on each generated edit. This makes the edits difficult to evaluate. We thus evaluate these edits along multiple dimensions, each of which captures a different aspect of correctness. These methods evaluate the model’s ability to complete an expected code edit and its overall quality in generating performance-improving edits. First, *exact match* to the original edit is a very strong signal for correctness when there is a match, but provides little signal otherwise. Second, *CodeBLEU* scoring with respect to the original edit provides a signal how close the edit is syntactically, but small syntactic changes can make a large difference for correctness of a performance optimization (e.g., including an additional `&` or `*`). To capture these subtleties, we also obtain a *quality score* for each edit through human scoring, assessing quality of each edit using the rubric in Table 13b.

Given a target performance-improving commit, we use zero-shot, few-shot, CoT, and ReAct prompts to provide the model with the original source code and instructions to optimize the code. For each prompt, we sample our model five times. Each generated edit is then evaluated using CodeBLEU scores and the rubric in Table 13b to assess syntactic validity and performance potential. The results are summarized in Figure 13a and Table 13c. Figure 13a breaks down the CodeBLEU

Table 4. Feedback from human and automated code-review.

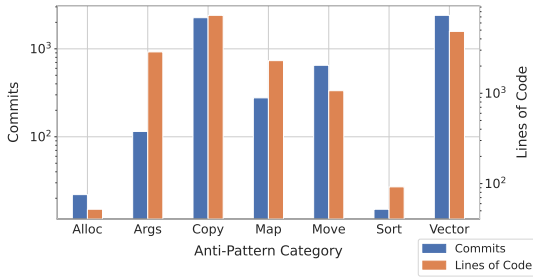
|                      | Copy   | Map    | Vector | Description   |
|----------------------|--------|--------|--------|---|
| <b>S_PROD</b>        | 39.97% | 4.86%  | 40.89% | Submitted to production.  |
| <b>S_USER</b>        | 6.55%  | 10.49% | 15.99% | Submitted with user discussion (e.g., reviewer questions or suggested changes).   |
| <b>R_REVERT</b>      | 0.16%  | 0.14%  | 0.12%  | Submitted to production but later rolled back due to regressions.   |
| <b>R_TEST</b>        | 16.14% | 37.39% | 20.07% | Rejected during the validation phase.   |
| <b>R_USER</b>        | 35.81% | 46.55% | 22.87% | Rejected by human reviewers.  |
| <b>R_EMPTY</b>       | 0.00%  | 0.07%  | 0.00%  | Rejected due to failure to make code modifications beyond formatting.   |
| <b>R_OTHER</b>       | 1.37%  | 0.49%  | 0.05%  | Rejected for other reasons, typically non-edit related, such as failure to resolve merge conflicts during submission or failure to identify proper reviewers. |
| <b>Total Commits</b> | 4959   | 1421   | 4035   | Total number of code commits that were generated.   |
| <b>NC Savings</b>    | 331k   | 125k   | 618k   | Efficiency impact of the changes in normalized cores.   |

and human-reviewed code quality scores for each commit, while Table 13c shows averages across the generated edits by prompting strategy.

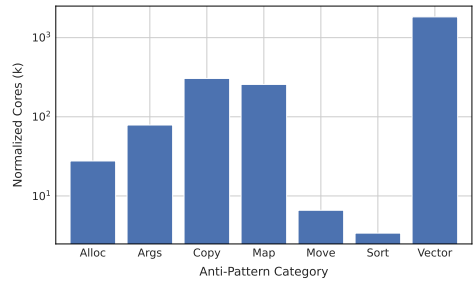
Zero-shot and ReAct prompting achieve the highest CodeBLEU (0.967 and 0.969, respectively) and human-scored quality scores (0.531 and 0.510, respectively). In contrast, CoT provides the lowest CodeBLEU and quality scores. Figure 13a indicates that CodeBLEU scores generally align with human scores, trending higher with better code quality scores. However, discrepancies arise when the model proposes minor, non-performance-improving changes (e.g., altering variable names or formatting – commits 47 and 48) in which the edit receives a high CodeBLEU score but a low quality score. On the other hand, if the model generates performance-improving changes but also adds extensive documentation (e.g., commit 25), the edit receives a low CodeBLEU score but high quality score. Despite these outliers, the evaluation suggests that CodeBLEU and quality scores usually move in tandem. These results suggest that while CodeBLEU is not necessarily capable of capturing the runtime behavior of code, it can provide a weak signal for performance quality when comparing against known performance-improving edits. This study also reveals that insights from prompting strategies on microbenchmarks hold true for production edits. CoT prompts produce larger edits but do not always result in the highest speedup. Targeted approaches like ReAct tend to be more accurate, an observation consistent with our large-scale edit-generation workflows.

#### 6.4 Production Deployment and Impact Evaluation

ECO has generated thousands of edits to date. To measure compute savings of generated edits, we calculate the amount of compute saved, normalized to the MIPS provided by a single core on a specific hardware platform. We call this metric *normalized cores* (NC). In production, our approach employs a prompting strategy that combines zero-shot, few-shot, CoT, and ReAct. We quantify the quality of these edits through feedback from large-scale code reviews, which includes human feedback, reverts due to production issues or incorrect changes, and resultant performance improvements using our fleet-wide performance profiler (See Table 4). Successful submission rates are shown in Table 4 and vary across different anti-patterns. This variation arises because some anti-patterns involve straightforward code changes while others are more complex. For example, removing unnecessary map operations in Map is generally a more complex fix than adding const references for Copy or vector reserves in Vector. Although the number of total submitted edits for complex cases like Map is lower, the realized compute savings are still significant.



(a) Submitted code edits.



(b) Performance savings across the fleet.

Fig. 14. Landed code edits. In (a), the left blue bars show the number of ECO commits submitted into the code base for each anti-pattern. The right orange bars show the lines of code auto-generated in each case.

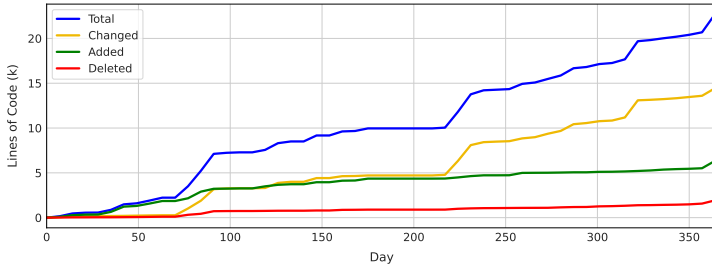


Fig. 15. Landed code edits in production over time. From bottom to top, red (“Deleted”) shows full lines removed from the repository; green (“Added”) shows new lines introduced into the repository; yellow (“Changed”) shows lines with modifications; and blue (“Total”) shows aggregated results.

Figure 14 illustrates the compute savings achieved through automated code edits. The savings per lines of code committed once again depend on the nature of an anti-pattern. Due to their increased complexity, Map changes take more lines of code and show lower compute savings per lines of code than Copy or Vector. In contrast, Vector edits are typically short but have a high compute savings rate, affecting the allocation of entire containers of objects instead of just avoiding the allocation or copy of one object.

Over the past year, ECO has sent code commits covering many anti-patterns (Section 2). Figure 15 shows the volume of code changes *successfully* submitted using ECO across these anti-patterns. In total, ECO has submitted over 25 k lines of code to production across 6.4 k commits. The majority of these changes consist of modifying or adding lines, and some edits also include removing lines. ECO’s edits have resulted in *over 2M normalized cores of savings*, or over 500 k of normalized cores per quarter. These results demonstrate the potential of ECO to achieve fleet-wide performance improvements using automated code changes with minimal human effort. We anticipate that these trends will continue or grow as we expand our dataset of anti-patterns and as capabilities of LLMs in generating performance-improving code transformations advance.

## 7 RELATED WORK

### 7.1 Prior Work in Literature

Automatic code optimization has a long history. One notable approach is stochastic superoptimization [46], including ML-based methods [47], which explore instruction sequences to find optimal solutions. Although this operates below the code level, it conceptually aligns with our intended edits. Recent techniques like AlphaTensor [48] and AlphaDev [49] use reinforcement learning to optimize code via algorithm discovery, albeit specialized for specific problems. Other efforts leverage general LLMs for code optimization in specialized scenarios. The Scalene profiler [50] interfaces with ChatGPT to optimize Python code. PIE [21] extends the CodeNet Benchmark [51] and designs evaluation methodologies and prompting techniques for performance improvements. Chen et al. [20] used VAE-based models on Google Code Jam data, while Supersonic [52] applies Seq2Seq models to Codeforces [53] and the CodeNet dataset [51].

Some works attempt to scale these methods beyond competition datasets. Aroma [36] provides general code recommendations across a code base but does not focus on performance. Garg et al. [54] train models on C# performance-improving edits and evaluate on open-source repositories, demonstrating LLM potential but focusing less on scalability and real-world impact. To the best of our knowledge, ECO is the first to demonstrate and evaluate code optimizations at a global scale, applying them to billions of lines of code. Unlike prior work, we emphasize automation and the warehouse-scale setting, resulting in thousands of real-world performance improvements.

### 7.2 Existing Deployed State-of-the-Art Optimization Systems

We currently employ a number of tools to automatically optimize code at scale, which reflects the current state-of-the-art in production settings. These tools fall into two categories:

**Compiler optimization.** Our fleet employs feedback directed optimization and link-time optimization similar to [10, 12, 55] to maximize optimization coverage such as function devirtualization or dead branch elimination. However, these are not our focus due to existing tooling in this area.

**Clang-Tidy recommendations.** LLVM’s Clang-Tidy [23] uses heuristics to detect programming errors, including performance issues. We found that it has notable limitations. For example, consider the “*performance-inefficient-vector-operation*” check. Its goal is to identify patterns such as:

```
for (auto element : data) { v.push_back(element); }
```

Clang-Tidy adds a call to `vector<T>::reserve` to avoid repeated re-allocations. However, this approach only works if the control flow is trivial, falling short in more complex scenarios.<sup>4</sup> This shows the limitations of existing approaches in highly heterogeneous and large code bases. Writing rules for all corner cases by hand is prohibitively costly, with the engineering effort required quickly surpassing potential resource savings. We note that ECO focuses on optimizations not adequately addressed by these prior techniques.

## 8 DISCUSSION

Our approach has several potential extensions. Currently, we use a *top-down* approach, leveraging code similarity to identify optimization candidates. Alternatively, a *bottom-up* approach could be employed, using profiling infrastructure to detect performance bottlenecks, such as excessive copying, and then optimizing the corresponding code. Expanding our fine-tuning dataset to include additional data types offers further opportunities. While we currently focus on CPU and memory,

<sup>4</sup>Clang-Tidy documentation states that “*the check only detects [...] loops with a single statement body*” [56]. If the loop is more complex (e.g., a while loop or a sequence of recursive function calls), the pattern matching fails.

incorporating metrics like network traffic and storage overheads could further improve optimization. We believe our models have not yet reached their limit in handling complex edits. Some optimizations necessitate modifications across multiple files, and we are continually expanding the scope of these multi-file edits. Lastly, our current *reactive* approach improves performance post-deployment. However, a similar framework could be used *proactively* to suggest performance improvements to programmers during coding, potentially reducing manual review efforts.

## 9 CONCLUSION

We described our warehouse-scale approach for generating and deploying LLM-generated performance optimizations with ECO. By assembling a dataset of over 55 k performance-improving edits from our code repository, we use code similarity search to identify similar patterns, and LLMs to apply changes automatically. Deployed in production, ECO has resulted in more than 25 k lines of code changed and 6.4 k commits landed in production.

## REFERENCES

- [1] Alemayehu Molla, Vanessa A Cooper, and Siddhi Pittayachawan. It and eco-sustainability: Developing and validating a green it readiness model. *ICIS*, 2009.
- [2] Saurabh Kumar and Rajkumar Buyya. Green cloud computing and environmental sustainability. *Harnessing green IT: principles and practices*, 2012.
- [3] Charles E. Leiserson, Neil C. Thompson, Joel S. Emer, Bradley C. Kuszmaul, Butler W. Lampson, Daniel Sanchez, and Tao B. Schardl. There’s plenty of room at the top: What will drive computer performance after moore’s law? *Science*, 368(6495), 2020.
- [4] Svilen Kanev, Juan Pablo Darago, Kim Hazelwood, Parthasarathy Ranganathan, Tipp Moseley, Gu-Yeon Wei, and David Brooks. Profiling a warehouse-scale computer. *SIGARCH Comput. Archit. News*, 43(3S):158–169, jun 2015.
- [5] Chengzhi Lu, Kejiang Ye, Guoyao Xu, Cheng-Zhong Xu, and Tongxin Bai. Imbalance in the cloud: An analysis on alibaba cluster trace. In *Big Data*, 2017.
- [6] Eli Cortez, Anand Bonde, Alexandre Muzio, Mark Russinovich, Marcus Fontoura, and Ricardo Bianchini. Resource central: Understanding and predicting workloads for improved resource management in large cloud platforms. In *SOSP*, 2017.
- [7] Sagar Karandikar, Chris Leary, Chris Kennelly, Jerry Zhao, Dinesh Parimi, Borivoje Nikolic, Krste Asanovic, and Parthasarathy Ranganathan. A hardware accelerator for protocol buffers. In *MICRO*, 2021.
- [8] Aws nitro system. <https://aws.amazon.com/ec2/nitro/>, 2024.
- [9] Andrew Putnam, Adrian M. Caulfield, Eric S. Chung, Derek Chiou, Kypros Constantinides, John Demme, Hadi Esmaeilzadeh, Jeremy Fowers, Gopi Prashanth Gopal, Jan Gray, Michael Haselman, Scott Hauck, Stephen Heil, Amir Hormati, Joo-Young Kim, Sitaram Lanka, James Larus, Eric Peterson, Simon Pope, Aaron Smith, Jason Thong, Phillip Yi Xiao, and Doug Burger. A reconfigurable fabric for accelerating large-scale datacenter services. In *ISCA*, 2014.
- [10] Maksim Panchenko, Rafael Auler, Bill Nell, and Guilherme Ottoni. Bolt: a practical binary optimizer for data centers and beyond. In *CGO*, 2019.
- [11] C. Lattner and V. Adve. Llvn: a compilation framework for lifelong program analysis & transformation. In *CGO*, 2004.
- [12] Dehao Chen, David Xinliang Li, and Tipp Moseley. Autofdo: Automatic feedback-directed optimization for warehouse-scale applications. In *CGO 2016 Proceedings of the 2016 International Symposium on Code Generation and Optimization*, pages 12–23, New York, NY, USA, 2016.
- [13] Deepti Raghavan, Shreya Ravi, Gina Yuan, Pratiksha Thaker, Sanjari Srivastava, Micah Murray, Pedro Henrique Penna, Amy Ousterhout, Philip Levis, Matei Zaharia, and Irene Zhang. Cornflakes: Zero-copy serialization for microsecond-scale networking. In *SOSP*, 2023.
- [14] A.H. Hunter, Chris Kennelly, Paul Turner, Darryl Gove, Tipp Moseley, and Parthasarathy Ranganathan. Beyond malloc efficiency to fleet efficiency: a hugepage-aware memory allocator. In *OSDI*, 2021.
- [15] Iraklis Psaroudakis, Stefan Kaestle, Matthias Grimmer, Daniel Goodman, Jean-Pierre Lozi, and Tim Harris. Analytics with smart arrays: adaptive and efficient language-independent data. In *EuroSys*, 2018.
- [16] F. Agakov, E. Bonilla, J. Cavazos, B. Franke, G. Fursin, M.F.P. O’Boyle, J. Thomson, M. Toussaint, and C.K.I. Williams. Using machine learning to focus iterative optimization. In *CGO*, 2006.
- [17] Riyadh Baghdadi, Massinissa Merouani, Mohamed-Hicham Leghettas, Kamel Abdous, Taha Arbaoui, Karima Benatchba, and Saman amarasinghe. A deep learning based cost model for automatic code optimization. In *MLSys*, 2021.



- [18] Charith Mendis, Alex Renda, Saman Amarasinghe, and Michael Carbin. IthemaL: Accurate, portable and fast basic block throughput estimation using deep neural networks. In *ICML*, 2019.
- [19] Spandan Garg, Roshanak Zilouchian Moghaddam, Colin B. Clement, Neel Sundaresan, and Chen Wu. Deepdev-perf: a deep learning-based approach for improving software performance. In *ESEC/FSE*, 2022.
- [20] Binghong Chen, Daniel Tarlow, Kevin Swersky, Martin Maas, Pablo Heiber, Ashish Naik, Milad Hashemi, and Parthasarathy Ranganathan. Learning to improve code efficiency, 2022.
- [21] Alexander G Shypula, Aman Madaan, Yimeng Zeng, Uri Alon, Jacob R. Gardner, Yiming Yang, Milad Hashemi, Graham Neubig, Parthasarathy Ranganathan, Osbert Bastani, and Amir Yazdanbakhsh. Learning performance-improving code edits. In *ICLR*, 2024.
- [22] Rachel Potvin and Josh Levenberg. Why google stores billions of lines of code in a single repository. *Commun. ACM*, 59(7):78–87, jun 2016.
- [23] Clang-tidy. <https://clang.llvm.org/extra/clang-tidy/>.
- [24] Ruiqi Guo, Philip Sun, Erik Lindgren, Quan Geng, David Simcha, Felix Chern, and Sanjiv Kumar. Accelerating large-scale inference with anisotropic vector quantization. In *ICML*, 2020.
- [25] Xinyun Chen, Maxwell Lin, Nathanael Schärli, and Denny Zhou. Teaching large language models to self-debug, 2023.
- [26] Na Meng, Miryung Kim, and Kathryn S. McKinley. Systematic editing: generating program transformations from an example. In *Proceedings of the 32nd ACM SIGPLAN Conference on Programming Language Design and Implementation*, PLDI '11, page 329–342, New York, NY, USA, 2011. Association for Computing Machinery.
- [27] Anders Miltner, Sumit Gulwani, Vu Le, Alan Leung, Arjun Radhakrishna, Gustavo Soares, Ashish Tiwari, and Abhishek Udupa. On the fly synthesis of edit suggestions. *Proc. ACM Program. Lang.*, 3(OOPSLA), October 2019.
- [28] Ramakrishna Bairi, Atharv Sonwane, Aditya Kanade, Vageesh D. C., Arun Iyer, Suresh Parthasarathy, Sriram Rajamani, B. Ashok, and Shashank Shet. Codeplan: Repository-level coding using llms and planning. *Proc. ACM Softw. Eng.*, 1(FSE), July 2024.
- [29] Aizhamal Nurmatamat kyzy, Aljoscha Krettek, Ahmet Altay, Ankur Goenka, Anton Kedin, Bruno Volpato, Charles Chen, Chad Dombrova, Chamikara Jayalath, Danny McCormick, David Cavazos, Davor Bonaci, Dan Halperin, Emily Ye, Frances Perry, Harshit Dwivedi, Heejong Lee, Henry Suryawirawan, Ismaël Mejía, James Malone, Jesse Anderson, John Casey, Julien Phalip, Jack R. McCluskey, Kiley Sok, Kenneth Knowles, Leonid Kuligin, Mark Liu, Mikhail Gryzkykhin, Robert Bradshaw, Tyler Akidau, Thomas Groh, Thomas Weise, Eugene Kirpichov, Jean-Baptiste Onofré, Anand Iyer, Alexey Romanenko, Pablo Estrada, Rafael Fernández, Matthias Baetens, Reza Rokni, Tanay Tummalapalli, Udi Meiri, Boyuan Zhang, Rui Wang, Maximilian Michels, Ning Kang, Pedro Galvan, Rion Williams, Saavan Nanavati, Brian Hulet, Robert Burke, Valentyn Tymofeiev, Andrew Pilloud, Kyle Weaver, Daniel Oliviera, Robin Qiu, Mark Zeng, Yifan Zou, Artur Khanin, Ilya Kozyrev, Alex Kosolapov, Brittany Hermann, Svetak Sundhar, Israel Herraiz, Yichi Zhang, Danielle Syse, Ritesh Ghorse, Yi Hu, Pablo Rodriguez Defino, Namita Sharma, and Talat Uyarer. Apache beam: An advanced unified programming model. <https://beam.apache.org>, 2012.
- [30] Gemini-Team, Rohan Anil, Sebastian Borgeaud, Yonghui Wu, Jean-Baptiste Alayrac, Jiahui Yu, Radu Soricut, Johan Schalkwyk, Andrew M Dai, Anja Hauth, et al. Gemini: a family of highly capable multimodal models. *arXiv preprint arXiv:2312.11805*, 2023.
- [31] Generative ai on vertex ai: Overview of model tuning for gemini. <https://cloud.google.com/vertex-ai/generative-ai/docs/models/tune-gemini-overview>, 2024.
- [32] Petros Maniatis and Daniel Tarlow. Large sequence models for software development activities. <https://research.google/blog/large-sequence-models-for-software-development-activities/>, 2023.
- [33] Baptiste Rozière, Jonas Gehring, Fabian Gloeckle, Sten Sootla, Itai Gat, Xiaoqing Ellen Tan, Yossi Adi, Jingyu Liu, Romain Sauvestre, Tal Remez, Jérémy Rapin, Artyom Kozhevnikov, Ivan Evtimov, Joanna Bitton, Manish Bhatt, Cristian Canton Ferrer, Aaron Grattafiori, Wenhan Xiong, Alexandre Défossez, Jade Copet, Faisal Azhar, Hugo Touvron, Louis Martin, Nicolas Usunier, Thomas Scialom, and Gabriel Synnaeve. Code llama: Open foundation models for code, 2024.
- [34] Gang Ren, Eric Tune, Tipp Moseley, Yixin Shi, Silvius Rus, and Robert Hundt. Google-wide profiling: A continuous profiling infrastructure for data centers. *IEEE Micro*, pages 65–79, 2010.
- [35] Brendan Gregg. The flame graph. *Commun. ACM*, 59(6):48–57, May 2016.
- [36] Sifei Luan, Di Yang, Celeste Barnaby, Koushik Sen, and Satish Chandra. Aroma: code recommendation via structural code search. *OOPSLA*, 2019.
- [37] Kishore Papineni, Salim Roukos, Todd Ward, and Wei-Jing Zhu. Bleu: a method for automatic evaluation of machine translation. In *ACL*, 2002.
- [38] Chin-Yew Lin. Rouge: A package for automatic evaluation of summaries. In *Text summarization branches out*, pages 74–81, 2004.
- [39] Jason Wei, Xuezhi Wang, Dale Schuurmans, Maarten Bosma, Fei Xia, Ed Chi, Quoc V Le, Denny Zhou, et al. Chain-of-thought prompting elicits reasoning in large language models. *NeurIPS*, 2022.



- [40] Shunyu Yao, Jeffrey Zhao, Dian Yu, Nan Du, Izhak Shafran, Karthik Narasimhan, and Yuan Cao. React: Synergizing reasoning and acting in language models. *arXiv preprint arXiv:2210.03629*, 2022.
- [41] Xinyi Hou, Yanjie Zhao, Yue Liu, Zhou Yang, Kailong Wang, Li Li, Xiapu Luo, David Lo, John Grundy, and Haoyu Wang. Large language models for software engineering: A systematic literature review. *ACM Trans. Softw. Eng. Methodol.*, September 2024. Just Accepted.
- [42] Noor Nashid, Mifta Sintaha, and Ali Mesbah. Retrieval-based prompt selection for code-related few-shot learning. In *2023 IEEE/ACM 45th International Conference on Software Engineering (ICSE)*, pages 2450–2462, 2023.
- [43] Jia Li, Ge Li, Yongmin Li, and Zhi Jin. Structured chain-of-thought prompting for code generation. *ACM Trans. Softw. Eng. Methodol.*, August 2024. Just Accepted.
- [44] Shuo Ren, Daya Guo, Shuai Lu, Long Zhou, Shujie Liu, Duyu Tang, Neel Sundaresan, Ming Zhou, Ambrosio Blanco, and Shuai Ma. Codebleu: a method for automatic evaluation of code synthesis. *CoRR*, abs/2009.10297, 2020.
- [45] Hinrich Schütze, Christopher D Manning, and Prabhakar Raghavan. *Introduction to information retrieval*, volume 39. Cambridge University Press Cambridge, 2008.
- [46] Eric Schkufza, Rahul Sharma, and Alex Aiken. Stochastic superoptimization. *ACM SIGARCH Computer Architecture News*, 41(1):305–316, 2013.
- [47] Rudy Bunel, Alban Desmaison, M. Pawan Kumar, Philip H. S. Torr, and Pushmeet Kohli. Learning to superoptimize programs, 2017.
- [48] Alhussein Fawzi, Matej Balog, Aja Huang, Thomas Hubert, Bernardino Romera-Paredes, Mohammadamin Barekatin, Alexander Novikov, Francisco J R Ruiz, Julian Schrittwieser, Grzegorz Swirszcz, et al. Discovering faster matrix multiplication algorithms with reinforcement learning. *Nature*, 610(7930):47–53, 2022.
- [49] Daniel J Mankowitz, Andrea Michi, Anton Zhernov, Marco Gelmi, Marco Selvi, Cosmin Paduraru, Edouard Leurent, Shariq Iqbal, Jean-Baptiste Lespiau, Alex Ahern, et al. Faster sorting algorithms discovered using deep reinforcement learning. *Nature*, 618(7964):257–263, 2023.
- [50] Emery D. Berger, Sam Stern, and Juan Altmayer Pizzorno. Triangulating python performance issues with Scalene. In *OSDI*, 2023.
- [51] Ruchir Puri, David S. Kung, Geert Janssen, Wei Zhang, Giacomo Domeniconi, Vladimir Zolotov, Julian Dolby, Jie Chen, Mihir Choudhury, Lindsey Decker, Veronika Thost, Luca Buratti, Saurabh Pujar, Shyam Ramji, Ulrich Finkler, Susan Malaika, and Frederick Reiss. Codenet: A large-scale ai for code dataset for learning a diversity of coding tasks, 2021.
- [52] Zimin Chen, Sen Fang, and Martin Monperrus. Supersonic: Learning to generate source code optimizations in c/c++, 2023.
- [53] Codeforces. <https://codeforces.com/>.
- [54] Spandan Garg, Roshanak Zilouchian Moghaddam, Colin B. Clement, Neel Sundaresan, and Chen Wu. Deepdev-perf: a deep learning-based approach for improving software performance. In *ESEC/FSE*, 2022.
- [55] Speeding up the incremental developer build scenario. <https://devblogs.microsoft.com/cppblog/speeding-up-the-incremental-developer-build-scenario/>, 2014.
- [56] Performance inefficient vector operation. <https://clang.llvm.org/extra/clang-tidy/checks/performance/inefficient-vector-operation.html>.