

BRIGHT SUNGRAZING COMETS IN A GREAT HISTORICAL CONTROVERSY AND PROSPECTS FOR THEIR APPEARANCE IN THE NEAR FUTURE

ZDENEK SEKANINA

La Canada Flintridge, California 91011, U.S.A.; ZdenSek@gmail.com

Version March 21, 2025

ABSTRACT

Until the second half of the 19th century, two or more brief appearances of bright comets, such as the ones in 1668 and 1702, alike in aspect and motion, seen with a tail near the Sun, were almost universally believed to be periodic returns of a single object. It is likely that the exceptional story of Halley's comet was the compelling precedent for this school of thought. Application to sungrazers was discredited by the observed fragmentation of the nucleus of the giant sungrazer of 1882 shortly after perihelion. Generally, separations and orbital periods of the Kreutz comets are known to be governed in such events by the solar tidal force, while the range in the longitude of the nodal line is linked to the pyramidal architecture caused by nontidal, cascading fragmentation along the entire orbit and described by an updated contact-binary model. Perception of the sungrazer system was changed dramatically by coronagraphic imaging from space, which led to discovery of up to ten populations of dwarf comets. Past fragmentation patterns have been used to tentatively predict the arrivals of two bright Kreutz sungrazers — a Population II member around 2027 (and before 2040) and a Population I member around 2050.

Subject headings: individual comets: comet of 372 BC, 363, 1041, X/1106 C1, 1138, C/1668 E1, C/1689 X1, C/1695 U1, X/1702 D1, C/1843 D1, C/1880 C1, C/1882 R1, C/1887 B1, C/1963 R1, C/1965 S1, C/1970 K1, C/2011 W3, C/2024 S1; methods: data analysis

1. INTRODUCTION

Massive sungrazing comets, readily detected with the naked eye, are among the brightest cometary objects ever observed, always displaying a prominent tail for days or weeks after perihelion. However, because of the orbital geometry, the level of spectacle for the Kreutz sungrazers depends on the time of the year the object arrives at perihelion, the most favorable months being January through mid-March for evening displays, but September through October for morning displays. The southern hemisphere is decidedly preferred. Because of their unknown (or poorly known) orbits, the potential candidates that had arrived before 1843 could not be identified with certainty and are in the following referred to as possible (or likely, in more hopeful cases) Kreutz sungrazers.

The naked-eye objects considered today to be the definite Kreutz sungrazers are, chronologically, the Great March Comet of 1843 (C/1843 D1), the Great Southern Comet of 1880 (C/1880 C1), the Great September Comet of 1882 (C/1882 R1), the Great Southern Comet of 1887 (C/1887 B1), Pereyra (C/1963 R1), Ikeya-Seki (C/1965 S1), White-Ortiz-Bolelli (C/1970 K1), and Lovejoy (C/2011 W3).¹ Among historical comets, selected possible Kreutz sungrazers are Aristotle's comet of 372 BC, X/1106 C1, a Korean comet of 1041 and a Chinese comet of 1138 [Nos. 371 or 372 and 403, respectively, in Ho's (1962) catalogue], C/1668 E1, C/1689 X1, C/1695 U1, and X/1702 D1. In the context of the contact-binary model of the Kreutz system (Sekanina 2021), a group of daylight comets late in AD 363, noted briefly by the Greek historian Ammianus Marcellinus, fills in a major gap in an early phase of evolution.

¹ I do not include C/1882 K1 (Tewfik), a dwarf sungrazer that apparently was seen with the naked eye only during the total solar eclipse on 1882 May 17, several hours before passing perihelion.

2. THE HISTORY OF INVESTIGATION OF BRIGHT SUNGRAZERS

It is not widely known that the history of scientific debate on the nature and whereabouts of the Kreutz sungrazers is at least two centuries older than their name. Kreutz (1901) knew that the bright comets of the years 1668 and 1702 were thought to be the same object. It was in fact Schumacher (1843), the founder of the *Astronomische Nachrichten*, who introduced the story that started the controversy on the occasion of the appearance of the Great March Comet of 1843 (C/1843 D1). Schumacher reported that he was alerted by Mr. Cooper from Nice² that in his book *L'usage des Globes N.* Bion noted that Cassini (1702) proposed the identity of the comets of 1702 (X/1702 D1) and 1668 (C/1668 E1), thus implying an orbital period of 34 years, while the object's existence stretched over ~2000 years (back to 372 BC). Accordingly, three sungrazers figuring in the majority of modern scenarios for the Kreutz system were in the focus of scientific interest more than 300 years ago.

Pointing out that Cooper thought that the 1843 sungrazer was identical with both the 1668 and 1702 comets, Schumacher offered a few critical comments of his own. He noted that if the three comets were the same returning object, the 1843 apparition would be the fourth arrival to perihelion after 1702 and the mean orbital period would then be $35\frac{1}{4}$ years, not 34 years. He also deemed it difficult to explain why the bright and long tailed was overlooked in each of the three intervening returns between 1702 and 1843. Schumacher suggested that the 1843 comet might be identical with only one of the two earlier comets and that one should take pains to carefully check either of the two options.

² Obviously E. J. Cooper, the Irish astronomer, who in the 1840s was traveling several European countries, including France.

Although successive appearances of the same object or surviving fragments of a common parent are two a priori equally plausible options of contemplating the relationship between two or more bright comets near the Sun, alike in aspect and motion, it appears that the story of Halley’s comet was a compelling precedent to overwhelmingly prefer the first option, even if blemished by adverse implications.³ In the just described case this happened to both Cassini⁴ and Cooper. In another example, reporting that the motion of the sungrazer C/1689 X1 was closely fitted by the orbit of C/1843 D1, Kendall (1843) likewise affirmed that “[i]t has never happened . . . that two comets have appeared with elements agreeing so well, without being found in the end to be the same.” Another mix of these comets, also including one from 1406, was favored as returns of a single object by Clausen (1843).

The story repeated itself later in the 19th century, when the pair of C/1843 D1 and C/1880 C1, whose orbital similarity was exceptional, became a favorite target; this time the suspected orbital period was obviously 37 years (Section 3.12). And, as I remarked elsewhere (Sekanina 2022a), the hypothesis was also tried on C/1843 D1 and C/1882 R1, even though their nodal lines differed by almost 20° and perihelion distances by 50 percent. Some used the 1880 and 1882 sungrazers to propose an absurd orbital period of 2.6 years!

The speculations about recurring returns of a single object were hard to refute in early studies of sungrazers, when the orbital period could not be determined from meager astrometric information available. But when Hubbard (1851, 1852) completed his comprehensive orbital investigation of C/1843 D1 and obtained an orbital period of 533 or 803 years, with a standard error of less than ±150 years, continued adherence to much shorter periods became increasingly futile. The final blow came with the observations, starting shortly after perihelion, of the multiple nucleus of C/1882 R1, products of *fragmentation* of the comet’s original mass at, or very close to, perihelion (Section 3.13). As if not enough, Kreutz (1891) subsequently showed that the preperihelion and post-perihelion observations of this sungrazer could easily be linked, ruling out any detectable effect by the solar corona on the comet’s orbital motion, such as rotating the line of nodes or manipulating the perihelion distance. Fragmentation won!

Hoek (1865a, 1865b, 1866) was obsessed with “systems of comets”. The objective of his research, based on the premise of an interstellar origin of comets (his motto being “*comets come to us from some star or other*”), was to demonstrate that “[t]here are systems of comets in space that are broken up by the attraction of our Sun . . .” Hoek found that the apsidal lines of a fairly large number of comets had a tendency to be aligned, but the significance of this alignment has never been satisfactorily explained.

³ Notable pre-Kreutz exceptions in the 19th century, M. Hoek and D. Kirkwood, are singled out at the end of this section.

⁴ Halley’s work “*A Synopsis of the Astronomy of Comets*,” in which the identity of the comets of 1456, 1531, 1607, and 1682 was proposed and return in 1758 predicted, was published in 1705, three years *after* Cassini’s remark on the comets of 1668 and 1702. However, Halley expressed his suspicion on the 1456–1682 comets already in a 1695 letter to Newton. Cassini was in contact with Halley from 1680 on (if not earlier), and it is very likely that he was aware of Halley’s impending findings long before their publication and they were affecting his scientific thinking about comets.

On the other hand, Kirkwood’s (1880) comments were directly responsive to the appearance of the sungrazer C/1880 C1 and the considerable degree of similarity between its orbit and the orbit of C/1843 D1. Kirkwood clearly preferred a breakup of the parent (which he speculated may have been Aristotle’s comet) at perihelion over a returning object and suggested that the gap of 37 years between their appearances was an accumulated effect of the rate of their separation over the 22 centuries. While the experience with the nuclear splitting of C/1882 R1 has indicated that Kirkwood underestimated the effect by one order of magnitude, the gist of his idea was correct.⁵ As for an ultimate test, Kirkwood just mused: “*Should [the sungrazer of 1880] return about 1916 or 1917 we may conclude that it is identical with that of 1843; if not, the hypothesis of a common origin at a remote epoch may be regarded as probable.*” Of course, no such comet appeared.

3. COMMENTS ON THE KREUTZ SUNGRAZERS INVOLVED IN THE CONTROVERSY

In the following I comment on each bright Kreutz sungrazer involved in the controversy, including peculiar features of the orbit and its determination. The problem with a review of this kind is that the logical order to follow is chronological, but the knowledge has been building up in the opposite direction, starting with the current status and progressing back into the past, based on gradually accumulating evidence linked with (plausible) conjecture where necessary. Given this contradiction, I begin with the key milestones in the evolutionary path of the Kreutz system.

3.1. *Fragmentation Process, Evolution, and Hierarchy of the Kreutz System*

I noted in Section 2 that it was not until the very end of the 19th century when it became generally accepted — thanks largely to the work by Kreutz (1888, 1891, 1901) — that the observed sungrazers were independent products of a massive primeval comet, not returns of the same object. This amounted to admission that the Kreutz system’s evolution was being governed by fragmentation — Kreutz used the word *partition* or *division* (*Teilung* in today’s German; he spelled it *Theilung*, common in the German of the 19th century).

The next question was what force was it that caused the sungrazers to fragment. Before the invasion of the sungrazers in the 1880s, the only comet whose duplicity was extensively observed was 3P/Biela (e.g., Maury 1846),⁶ which had split in 1840 at a distance of 3.6 AU from the Sun (Sekanina 1980). When the Great September Comet of 1882 broke up into several fragments in close proximity of perihelion and Kreutz (1891) computed their orbits, one would expect that he recognized

⁵ In the contact-binary model, this same thought is being used, except that the fragments are C/1843 D1 and C/1882 R1 and in order to get the numbers right, the breakup of Aristotle’s comet had to take place not at perihelion in 372 BC but near the following aphelion. Orbital integration supports the idea that the observed 39.5-year long gap between the two brilliant sungrazers of the 19th century was an accumulated effect of the rate of their separation.

⁶ Another split comet was Liais (C/1860 D1), which however was poorly observed. It had fragmented in mid-September 1859 at a heliocentric distance of 2.5 AU (Sekanina 1980) and the orbits of both the primary and companion were derived by Pechüle (1868).

the undeniable influence of the tidal force (*Gezeitenkraft* in German) exerted by the Sun.⁷ Instead, however, he rather vaguely contemplated (on pp. 53–61) that the partition was caused by a “*disturbing force that developed in the interior of the comet upon its approach to the Sun, which must have affected the individual cometary particles differently*” and that based on the contemporaneous knowledge of the physical constitution of cometary nuclei the question of the nature of the disturbing force could not be answered. About three quarters of a century later Marsden (1967) pointed out that “*Kreutz presumed that the members of the group had been formed when some primordial comet had split up at perihelion*”, but the tidal nature of sungrazers’ fragmentation very close to the Sun was mentioned for the first time in his follow-up paper (Marsden 1989).

Marsden’s era of sungrazer studies brought a new major issue into the forefront of interest. As briefly noted in Section 2, the orbits of the members of the Kreutz group (or system) are by no means identical. When it became clear, thanks to Kreutz, that the solar corona had no detectable effect on the motions of sungrazers and that the orbital differences observed among them could not be explained by some sort of a friction during the perihelion passage, the problem of the origin of the orbital disparities demanded explanation.

Marsden (1967) recognized that there were *two subgroups* of the Kreutz sungrazers that he referred to as I and II. He made a great effort to provide an insight into the nature of this problem, while adhering to Kreutz’s point of view about fragmentation. Even though he applied this hypothesis with stunning success to show that the Great September Comet of 1882 and Ikeya-Seki from 1965 separated from one another at their previous passage through perihelion in the 12th century, complications arising from the constraint on fragmentation limited to perihelion were about to haunt him, stretching his extraordinary problem-solving capacity to a maximum.

Perihelion fragmentation was responsible for large variations in the sungrazers’ orbital periods (up to a few centuries) but for hardly any variations in the angular elements (the longitude of the ascending node and inclination, in particular) and in the perihelion distance. Yet, it was a large spread in these elements that separated the two subgroups. The indirect planetary perturbations, which depended on the positions of the planets, Jupiter in particular, at the time of the comet’s perihelion, were the only means left to explain the spread. Their integrated effect would have to continue to increase systematically with time, so that at some point in the distant past it was nil. Marsden (1967) suggested that the age of the Kreutz group was 10–20 revolutions about the Sun, an estimate that could be brought down a little in the barycentric coordinates (Marsden 1989). However, when Sekanina & Kracht (2022) actually did integrate the orbits of the Great March Comet of 1843 (Subgroup I) and the Great September Comet of 1882 (Subgroup II) over two revolutions, from the 19th century back to the 4th century, it turned out that the differences between the

two comets actually *decreased* in the absolute value with time in all four elements, by 2^o.6 per revolution in the longitude of the nodal line and by 0.11 R_{\odot} per revolution in the perihelion distance! The perturbations happened to work in the opposite direction than Marsden needed and could not explain the gap between the subgroups.

Astonishingly, Marsden had the solution to the problem at his fingertips but his conviction that the sungrazers were splitting only at perihelion was steadfast. In his 1967 paper he wrote that “[o]ne could always explain the differences between the orbits of the subgroups by a separation at [a] velocity [of a few meters per second] near aphelion. Although most of the comets observed to split have done so for no obvious reason, one does really require an explanation when the velocity of separation is some 20% of the velocity of the comet itself!”

These statements are certainly correct, except that I fail to comprehend why, for example, a separation velocity of 4 m s⁻¹ needs to be explained when the orbital velocity is 20 m s⁻¹ (in a presumed case of breakup at aphelion of a Kreutz sungrazer) but does not need to be explained when the orbital velocity is 20 km s⁻¹. The velocity of separation is a function of the fragmentation process and is independent of the orbital motion. The physics of a breakup is oblivious to, and has nothing in common with, the velocity about the Sun.

The constraint that sungrazers fragment only at perihelion was at the root of another problem that complicated Marsden’s (1989) interpretation of the temporal distribution of the dwarf comets detected by the coronagraphs on board the Solwind and Solar Maximum Mission satellites. He noted that some of these objects were arriving in pairs, in extreme cases only about 12 days apart. If such two fragments had separated from one another at perihelion some eight centuries before, Marsden calculated that their relative nongravitational acceleration responsible for a 12 day gap would have amounted to only 4×10^{-10} the solar gravitational acceleration, about five orders of magnitude lower than the lowest nongravitational accelerations derived for companions of the split comets, implying that it would take years for the separation velocity to reach the velocity of escape. This would not make much sense and the obvious solution was to accept that the separation took place not at perihelion but much more recently. Indeed, modeling suggests for example that in a sungrazing orbit with a period of 900 years two fragments arrive at perihelion 12 days apart when they separated with a relative radial velocity of 1 m s⁻¹ at a point of the orbit approximately 130 AU from the Sun some 150 years before arriving at the following perihelion (and thus ~750 years after the previous perihelion). There is an infinite number of scenarios that would produce the same gap of 12 days, depending on the magnitude and direction of the separation velocity, the magnitude of the nongravitational acceleration, and the orbital position at separation. The dimensions of the orbit are of course also important. The lesson one learns is that the *sungrazers break up at any point of the orbit*. I arrived at this same conclusion (Sekanina 2000) from independent evidence on the episodic distribution, on much shorter time scales (as short as a small fraction of a day), of the dwarf Kreutz sungrazers observed in large numbers in the images taken with the C2 and C3 coronagraphs on board the Solar and Heliospheric Observatory (SOHO).

⁷ The Roche limit was long known in the 1880s (Roche 1849, 1850, 1851). The extreme physical conditions in the solar corona may be a contributing factor, but fragmentation of comets in close proximity of Jupiter (16P/Brooks, D/1993 F2 Shoemaker-Levy) shows that the tidal force dominates.

Evidence on 3P/Biela and other comets observed more recently shows that they do indeed fragment anywhere along the orbit.

The chance of fragmentation events occurring along the entire orbit has a major impact on the evolution of the Kreutz system. Observations indirectly confirm that fragmentation progresses in *cascading* fashion, whereby each fragment of a k -th generation produces a number of smaller fragments of the $(k+1)$ -st generation, each of which in turn produces a number of still smaller fragments of the $(k+2)$ -nd generation, etc. The process eventually generates fragments that are too small to survive perihelion. This is the case of all so-called dwarf sungrazers imaged by the coronagraphs on board SOHO and the other spacecraft whose primary purpose has been the research of the Sun. We are firsthand witnesses to the terminal phase of evolution — the complete disintegration — experienced by a large number of members of the Kreutz system.

In a broader sense, fragmentation of sungrazers around the orbit means *much higher fragmentation rates* in comparison to those driven by fragmentation confined to perihelion. This increase implies in turn *shorter lifetimes* of fragments and necessitates a *tight limit on the age* of the Kreutz system. Indeed, the contact-binary model implies that the Kreutz system is currently $2\frac{1}{2}$ revolutions about the Sun old, equivalent to approximately two millennia.

The recognition of the two subgroups represented in effect an initiation of the research on the *hierarchy* of the Kreutz system. Since Marsden’s pioneering work, large amounts of new information have emerged leading to considerable progress achieved in the study of this subject. An early surprise arrived three years after Marsden’s first paper was published. The new sungrazer, White-Ortiz-Bolelli (C/1970 K1), was a member of neither Subgroup I nor Subgroup II; the longitude of its ascending node was almost exactly 10° smaller than that of comet Ikeya-Seki (C/1965 S1), while the perihelion distance was $0.24 R_\odot$ greater. The differences relative to Subgroup I were more than twice as large; in Marsden’s (1989) follow-up paper the 1970 comet was classified as a member of a new subgroup, called IIa.

Although the comet’s orbit first looked like an oddball, the further developments showed that it signaled the intricate structure of the Kreutz system, much more complex than the two subgroups initially suggested. Remaining faithful to the constraint on perihelion fragmentation, Marsden (1989) struggled to account for the orbital relations among the sungrazers by means of the indirect planetary perturbations dominated by Jupiter. Ominously, unrealistic orbital periods < 400 years had to be used; this compression of the time scale was necessitated in part by the effort aimed at fitting Aristotle’s comet into the overall hypothesis. Marsden (1989) admitted that his “*scenario . . . is obviously extremely speculative, and the innumerable free parameters . . . make it inappropriate to attempt a more rigorous computation.*” From the diction of this and the final paragraph it seems that Brian was a little disappointed with the results, complaining about being “*. . . painfully aware that the sequence outlined here requires that six of the eight intermediaries that apparently passed perihelion unrecorded . . . ought to have been truly spectacular objects.*”

Data from SOHO were a game changer. By the end of 1999 nearly 100 dwarf Kreutz sungrazers were discovered in the fields of view of the C2 and C3 coronagraphs, serving as a modest database for early investigations. Even though the quality of astrometric observations from C2 images was not very good and from C3 images was downright pitiful, limited information could be obtained from the sets of crude orbital elements that Marsden was publishing first in the Minor Planet Electronic Circulars (MPECs) and later (sometimes slightly edited) in the Minor Planet Circulars (MPCs); for many of the early dwarf sungrazers the orbits also appeared independently in the International Astronomical Union Circulars (IAUCs). The method of astrometric-position reduction was improved by introducing a new system in early 1999: the orbits of all dwarf sungrazers were recalculated using positions derived by the method of plate constants, starting with MPC 33650 (1999 Feb 2).

At the very beginning of the 21st century the research of the Kreutz system was rapidly picking up steam. In 2001–2002 four major papers appeared almost simultaneously. Hasegawa & Nakano (2001) published a list of 24 historical comets between 5 BC and AD 1702 that were deemed possible members of the Kreutz system. The authors used mostly Chinese, Japanese, and/or Korean (but for seven objects also European) sources to derive probable perihelion times. Interestingly, Hasegawa & Nakano’s list did not include comet C/1689 X1, mentioned in Sections 1 and 2.

England’s (2002) search for historical records produced 62 candidates, each of which was tested by applying nine criteria to rank the chance of its being a member of the Kreutz system. The three comets of Marsden’s (1967) 17th century cluster achieved the highest rank 9 (including C/1689 X1), while Aristotle’s comet and comet X/1106 C1 reached rank 7. Unexpectedly, two comets of the 5th century were classified as high as rank 5 and became a subject of imminent interest.

In the meantime, Strom (2002) examined historical Chinese records of the Sun’s activity and identified 14 instances of the appearance of a star in the Sun’s close proximity between AD 15 and 1865, mostly in the months of July–September. Strom speculated that most, if not all, of these objects were images of daytime comets near the Sun and at least some of them could be members of the Kreutz system.

I wrote a paper (Sekanina 2002), which — in addition to other issues — showed (i) the abyss between the most spectacular sungrazers and the dwarf members of the Kreutz system in terms of intrinsic brightness (a factor of 10^8) and (ii) the dramatic influence that the orbital location of a breakup had on the motions of the fragments, especially the contrast between near-perihelion and near-aphelion events. Most importantly, a *brand new hypothesis* of the history and orbital evolution of the Kreutz system was proposed, which anticipated an early breakup of the *progenitor* into two *superfragments* at large heliocentric distance, followed by their *cascading fragmentation*. This was a conceptual birth of the two-superfragment model and the definite end of the notion that sungrazers fragment *exclusively* at perihelion.

When implemented (Sekanina & Chodas 2004), the two-superfragment model was an ad hoc construct that

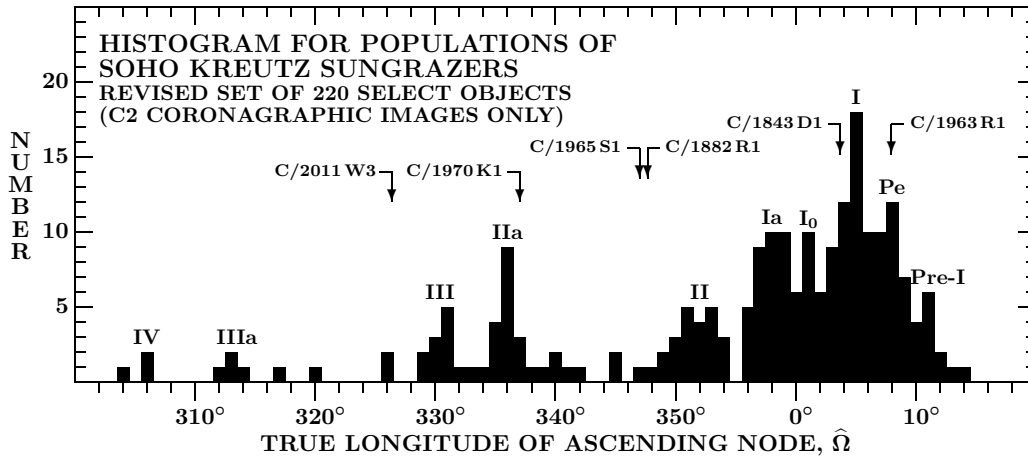


Figure 1. Histogram of the true longitudes of the ascending node for a set of 220 select SOHO Kreutz sungrazers, whose orbits were derived exclusively from the C2 coronagraphic images. The 10 populations are marked. Populations Pe and I₀ are considered side branches of Population I. Also depicted are the nodal longitudes of six naked-eye sungrazers associated with Populations I, Pe, II, IIa, and III. They coincide within at most a few degrees with the peaks of the SOHO sungrazers. (Adapted from Sekanina 2022c.)

left out dwarf sungrazers and incorporated a number of assumptions and parametric allowances with major implications, some of which became over time dubious or downright incorrect [e.g., Superfragment II, equated with X/1106 C1, turned out to be the direct parent to C/1882 R1 and C/1965 S1 as well as an indirect parent to C/1963 R1 (of Marsden’s Subgroup I) and C/1970 K1 (of his Subgroup IIa); peak separation velocities of fragments exceeding 10 m s^{-1} were allowed; etc.]. Yet, the model was a success at least in the sense that it demonstrated for the first time the general feasibility of orbital transfer from one sungrazer to another. Besides, the model was able to get all known major fragments into their orbits in less than two millennia, i.e., slightly more than two revolutions about the Sun, reckoned from the time of the progenitor’s initial breakup.

The follow-up paper (Sekanina & Chodas 2007) dealt with controversial aspects of cascading fragmentation of the Kreutz system. Comet X/1106 C1 was now assumed to be a member of Subgroup I and previously at perihelion in the 5th century AD as the comet of 423 or 467, which were ranked rather high as possible Kreutz sungrazers by England (2002). Unfortunately, the flip side of these scenarios was that Aristotle’s comet was ruled out as progenitor (Section 3.2) and the next return of the 1106 comet was predicted to occur long before the arrival of comet C/1843 D1. It appears that neither of the two 5th-century comets was a member of the Kreutz system, even though they could be its siblings in the sense that they had separated from the common progenitor at perihelion *before* the birth of the Kreutz system. Nor did the two 5th-century comets help understand the existence of the eight clusters of possible Kreutz sungrazers between 1564 and 1970, used in the paper to predict the arrival of another cluster in the 21st century.

The 2007 paper had a complicated history. Although its first version was submitted for publication already in late 2004, it subsequently was being heavily edited over a period of at least two years. It so happened that in 2004 Marsden was asked by the editors of the *Annual Review of Astronomy and Astrophysics* to review the history of, and the recent progress in, the investigation of

sungrazing comets in a paper scheduled to appear in the September 2005 issue. Brian was determined to update his review as much as possible and include the conclusions of our research that effectively was still in progress. I tried to accommodate his requests for more information as much as I could, but I may not have been quite successful. In any case, Brian’s paper suggests that he may have misunderstood some of our points (Marsden 2005). In retrospect, it is unfortunate that the need to comply with the review’s deadline might have gotten Brian under pressure and precluded better coordination of his work with ours.

Marsden’s personal megaproject of the SOHO comets’ orbit determination, which he was diligently pursuing in addition to all his other commitments, continued flawlessly. By the time of his untimely death in 2010, the set of the Kreutz sungrazers with a known orbit exceeded the impressive number of 1500. The orbits were approximate because of the already noted poor astrometry, and in a plot of the orbit inclination, i , against the longitude of the ascending node, Ω , the SOHO Kreutz sungrazers displayed a strongly anomalous distribution (e.g., Figure 1 in Sekanina & Kracht 2015). They lined up along a curve that made an angle of $15\text{--}16^\circ$ with the curve, along which the bright Kreutz comets were distributed and which satisfied the condition of fixed apsidal line:

$$\tan i = \tan B_\pi \csc(L_\pi - \Omega), \quad (1)$$

where L_π and B_π are, respectively, the constant ecliptic longitude and latitude of perihelion.

The anomaly was caused by the normal component of the *sublimation-driven nongravitational acceleration*, A_3 (Sekanina & Kracht 2015, Kalinicheva 2017). In extreme cases A_3 was nearly comparable to the solar gravitational acceleration. Because of this effect, B_π computed from Marsden’s gravitational orbit was not constant, but depended linearly on Ω , with $dB_\pi/d\Omega = 0.28$. For a select set of SOHO Kreutz comets, whose orbits were computed *exclusively* from C2 images (yielding astrometry of better quality), the scatter dropped and the plots of $B_\pi(\Omega)$ suddenly revealed what turned out to be the actual structure of the Kreutz system, illustrated in Figure 1. It is

remarkable that Marsden’s approximate, gravitational orbits, which he himself deemed of little value, did actually contain important information when based on the C2 data. They showed that the longitude of the ascending node represented a discriminating criterion for sorting out the divisions in the sungrazer system, as the SOHO comets were distributed unexpectedly tightly along discrete parallel lines, separated by gaps. The *nominal* values of $\Omega(B_\pi)$ from Marsden’s orbits along each line gave the same *true* value, $\hat{\Omega}$, for a *standard* latitude, \hat{B}_π . In the direction perpendicular to the lines $B_\pi = f(\Omega)$ the distribution of Ω offers the histogram in Figure 1.

This histogram demonstrates that the Kreutz system consists of at least eight populations with two branches, or of ten populations (or subgroups, to use Marsden’s term), if the branches are counted as independent. In the first approximation, the populations — the side branches excepting — are separated from each other by gaps of about equal magnitude, nearly 10° . In retrospect, comet White-Ortiz-Bolelli was an early warning in 1970 that the division into two subgroups underestimated the complexity of the Kreutz system. Forty-one years later, comet Lovejoy (C/2011 W3) further expanded the orbital diversity among the bright sungrazers. In terms of the longitude of the ascending node, the Kreutz system appears from Figure 1 to cover $\sim 70^\circ$, which is about 3.5 times wider than the separation of Marsden’s Subgroups I and II. On the other hand, these subgroups or populations do to this day remain the two most prominent ones and the memberships of the other populations appear to be dwindling in the directions of either end of the total range of Ω ; the rate of the drop is clearly much steeper toward the maximum longitude at approximately 15° .

To comply with the seemingly contradictory properties of the distribution of the populations, a model should preferably postulate a breakup into two major fragments, either of them serving as a parent in the continuing process of gradual disaggregation. This sounds familiar — is it not a two-superfragment model all over again? One of the particularly improbable properties of that model was that the main fissure halving the object went right through the center of the body, along the maximum dimension. The way to avoid such a rather embarrassing property is obvious — the progenitor ought to be a contact binary, which indeed is most likely to split in the middle into its two lobes. This figure has a very low mass-to-maximum dimension ratio and it has also been gaining support by observational evidence. The intrinsic cohesion or propensity for fragmentation of each of the two objects that became the lobes of the contact binary determined the distributions of the populations, respectively, to the left of Population II and to the right of Population I in Figure 1. Furthermore, the history of the neck connecting the lobes is linked to the issue of Population Ia, a component of the Kreutz system between Populations I and II that is a little elusive.

These comments demonstrate that a contact-binary model differs substantially from the two-superfragment model and is clearly superior in accommodating the orbital properties of the Kreutz system. Another strong point is that, as presented, the contact-binary model is a pyramidal — rather than an ad hoc — construct, compatible with the observed attributes of the distribution of sungrazer populations in Figure 1.

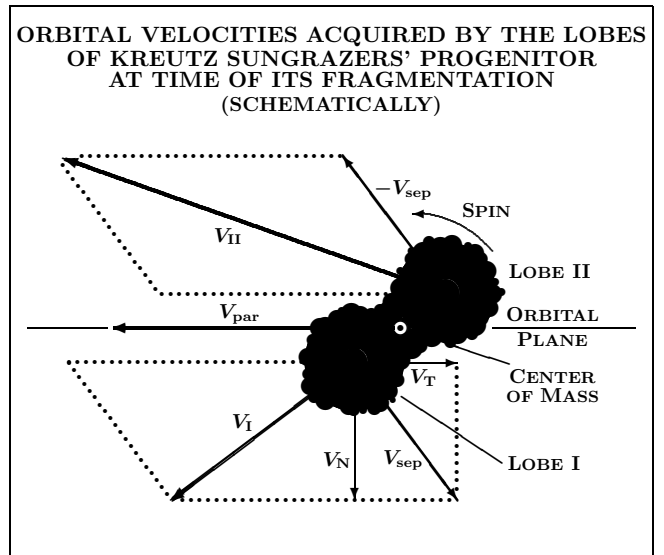


Figure 2. Schematic representation of the progenitor (parent) of the Kreutz system, modeled as a rotating contact binary, consisting of Lobe I, Lobe II, and the connecting neck. The view, at the time of aphelion passage, when the lobes separated from each other, is from the direction of the Sun and the position of the orbital plane is defined by the pre-breakup orbital velocity vector V_{par} . The dot in the middle of the neck is the position of the center of mass of the progenitor, coinciding with the projected rotation axis, which is assumed to point at the Sun. As they separated, the lobes began to move in different orbits. Lobe I was released to the lower right, along the separation velocity vector V_{sep} , while Lobe II was released to the upper left, along the vector $-V_{\text{sep}}$. The separation velocity consists of the transverse, V_T , and normal, V_N , components; the radial component is assumed to be $V_R = 0$. Relative to the Sun, the orbit into which Lobe I got inserted is defined by the velocity vector V_I , the orbit of Lobe II by the velocity vector V_{II} . The contact-binary model is based on the premise that the Great March Comet of 1843 was the largest surviving mass of Lobe I and the Great September Comet of 1882 the largest surviving mass of Lobe II. For the sake of clarity, the velocity vectors have not been drawn to scale. (Reproduced from Sekanina & Kracht 2022.)

The essentially spontaneous splitting of the contact-binary progenitor into the two lobes — with the neck separating either as a third body simultaneously, or from one of the lobes later — is of course the moment of birth of the Kreutz system. A schematic representation of this event and its aftermath is displayed as seen from the Sun’s direction in Figure 2, with a detailed description in the figure’s caption. A realistic model of the Kreutz system is obtained if the lobes separated at a velocity of about 3 m s^{-1} near aphelion, at a heliocentric distance of approximately 160 AU. Presumably, the separation velocity was rotational in nature. A maximum dimension a of the progenitor would imply a rotation period of $P_{\text{rot}} = 0.145 a \text{ hr}$, e.g., 11.6 hr for $a = 80 \text{ km}$. To get a fairly compact swarm of fragments at the time of perihelion in AD 363 (Section 3.3), the rotation axis of the contact binary must have pointed at the time the lobes separated essentially at the Sun. The radial component of the separation velocity was then very close to zero. A spread over a period of 4–5 days in the swarm of fragments upon its arrival in AD 363 would be an effect of the velocity’s transverse component.

The solution depends very weakly on the comet’s position in the orbit at the times of the sequence of fragmentation events depicted in the pedigree chart in Figure 3.

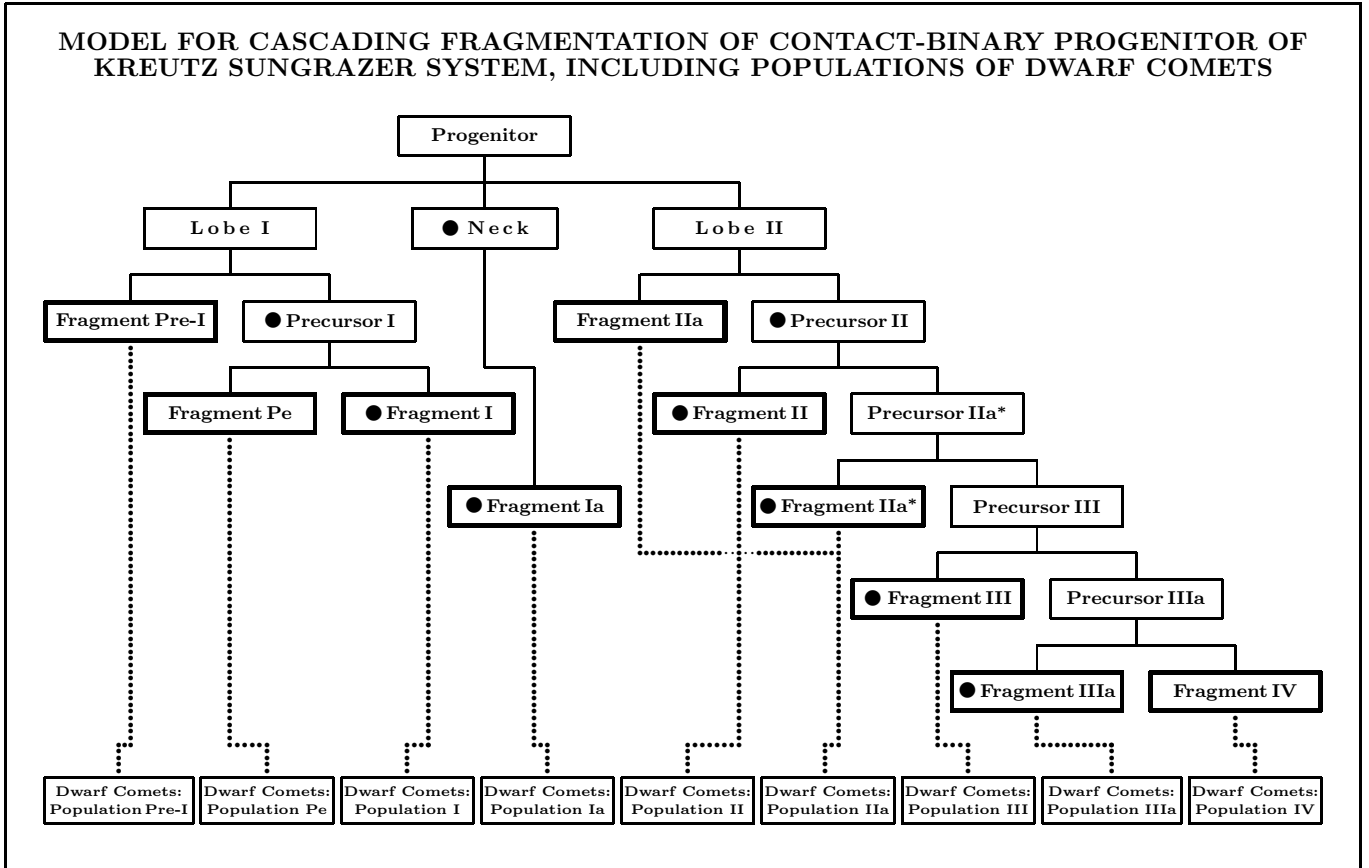


Figure 3. Pedigree chart for cascading fragmentation of the model contact-binary progenitor of the Kreutz system. A bullet depicts a massive sungrazer that moves essentially in the same orbit as its immediate parent. A sungrazer in a heavily framed box successfully reached the first perihelion in AD 363. The dotted lines represent fragment generations between the first generation and the last generation — the stream of dwarf sungrazers (such as the SOHO objects) — at the foot of the figure. Population I₀ from Figure 1 is included in Population I, while the separate birth conditions of Population IIa and its branch IIa* are marked. (Adapted from Sekanina 2022a.)

If the events occurred a century or so before or after aphelion, the required separation velocities might be at most 10 or so percent higher. Similarly, the size of the gaps that separate two consecutive events could vary widely, with hardly any effect on the appearance of the swarm of the daylight comets recorded in AD 363, if the other solution parameters are properly adjusted. The only critical parameter is the radial component of the separation velocity. If not consistently near zero, the “swarm” would stretch over many weeks or even months in contradiction to the existing narrative.

The pyramidal architecture of the contact-binary model could hardly be brought out more distinctly than it is in Figure 3. The first-generation Fragments I, II, Pre-I, Pe, Ia, IIa, III, IIIa, and IV are linked directly to the respective streams of dwarf sungrazers at the foot of the figure. However, Population IIa*, a branch containing fragments whose perihelion distances were much smaller than comet White-Ortiz-Bolelli’s $1.9R_{\odot}$, shares the same stream of dwarf sungrazers with Population IIa, while the first-generation Fragment IIa* must have differed from the first-generation Fragment IIa in both birth and history, and this is reflected in Figure 3. On the other hand, this kind of relationship does not apply to Fragment I₀, which in terms of birth parameters looks nearly indistinguishable from Fragment I of Population I.

3.2. Aristotle’s Comet of 372 BC: The Progenitor

Even though this extraordinarily brilliant comet mentioned by Aristotle and other Greek philosophers of the time has often been a very popular candidate for the earliest member of the Kreutz system, incomplete information has introduced much uncertainty into the data needed for successful modeling.

A standard source of information on the comet has over the past two centuries or so been Pingré’s (1783) *Cométographie*, which unfortunately begins the text with the words by Diodorus Siculus. Written about three centuries after the comet’s appearance, his description blatantly contradicts the narrative by Aristotle, who may have witnessed the comet as a youngster of age 11 or 12. Compared to Aristotle’s text, Diodorus appears to have deliberately changed the name of the incumbent Athenian chief magistrate,⁸ thereby moving the time of the comet’s sighting forward by one year.

I address these and related issues in greater detail in a paper that also shows that the observational and orbital constraints allow one to determine the perihelion time of Aristotle’s comet to better than ± 1 month (Sekanina 2022b). The constraints on the comet’s other orbital ele-

⁸ Besides the Olympiad count, the magistrate’s (the eponymous archon’s) name was the basis for the calendar in ancient Greece.

Table 1
Sets of Predicted Orbital Elements for Aristotle’s Comet in 372 BC (Equinox J2000)

| Orbital element | Author(s) ^a | | | |
|---------------------------------------|------------------------|-------------|---------------|-----------------------------|
| | Kronk (1999) | Hall (1883) | Cooper (1852) | Sekanina & Kracht (2022) |
| Osculation epoch (TT) | | | | −370.97 |
| Perihelion time, t_π (TT) | −371 winter | −369 winter | −371 winter | −370.86 ± 0.06 ^b |
| Argument of perihelion, ω | 120° | 120° (?) | 60°–180° | 68°.4 |
| Longitude of ascending node, Ω | 302°.5 | 333° (?) | 302°– 3° | 345°.4 |
| Orbit inclination, i | <150° | <150° | <150° | 141°.3 |
| Perihelion distance, q (AU) | very small | very small | very small | 0.0068 |
| Orbit eccentricity, e | 1.0 | 1.0 | 1.0 | 0.99992 |
| Orbital period, P (yr) | | | | 790 |

Notes.

^a The elements by Kronk, Hall, and Cooper come from Pingré (1783), although Hall claims for some reason that the source was J. R. Hind. Unlike Kronk and Hall, Cooper provides a range of values for Ω and the perihelion longitude π instead of their averages. The argument of perihelion is given by $\omega = \Omega - \pi$. Kronk lists angular elements for equinox 2000; Hall and Cooper presumably for equinox 372 BC, converted here to J2000.

^b Equivalent to: 372 BC Feb 20 ± 20 (est.).

ments have been derived essentially from the narrative by Pingré (1783) in his *Cométographie*. The presentations by three investigators, starting from the same information, are compared in Table 1 with the results of the orbital integration performed in the context of the contact-binary model (Sekanina & Kracht 2022). The numbers listed in Cooper’s (1852) catalogue demonstrate that the bounds of uncertainty of the orbital elements estimated from Aristotle’s text are consistent with the orbital solution derived from the model (the last two columns of the table), an amazing feat! Cooper’s catalogue includes extensive notes, which in the case of Aristotle’s comet contain some very helpful comments of his own as well as a translation of segments of Pingré’s narrative.

Experience gained by the extensive experimentation with the orbital integration of suspected historical sungrazers has led to an important conclusion that if any 5th century object (such as the comet of 423 or the comet of 467) turned out to be a member of the Kreutz system, Aristotle’s comet had to be ruled out as its progenitor (Sekanina & Chodas 2007), replaced instead in some cases with the unremarkable comet of 214 BC. Conversely, if Aristotle’s comet was the progenitor, no 5th century object could be a member of the Kreutz system, although, curiously, it could be a fragment of Aristotle’s comet, moving in an orbit indistinguishable from the orbit of a Kreutz sungrazer (Sekanina 2023). This circumstance was among the points behind recently abandoning the emphasis on the 5th century sungrazers, introducing instead a contact-binary model (Sekanina 2021), which accommodates Aristotle’s comet as progenitor. Yet, sungrazing nature of one or more comets in the 5th century (Martínez et al. 2022) need not be ruled out.

3.3. Spectacular Daylight Comets of AD 363: Fragments of the First Generation

No more than six words were recorded for posterity by the Greek historian Ammianus Marcellinus (Rolfé 1940) in his description of a possibly unprecedented celestial event in late AD 363: *In broad daylight comets were seen*. Yet, the ramifications of this statement for the understanding of the Kreutz sungrazing system are material for a number of reasons.

First of all, there is the issue of timing, linked to the periodicity of the Kreutz sungrazers: without the 363 event, the gap between Aristotle’s comet and what looked like another very massive sungrazer in the 12th century was 1477 years, while the subsequent return of a spectacular comet of the next generation, was another 737 years later, its orbital period having amounted to just about 737 years as well. Thus, the first gap was almost exactly twice as long as the second gap and it also equaled twice the orbital period, strongly suggesting a missed return. The Ammianus event took place 734 years after Aristotle’s comet, fitting in just about perfectly.

Second, the plural — *comets* rather than *a comet* — adds to the event’s importance in two ways. One, since the separation of the two lobes of the contact binary (and their continuing fragmentation) is modeled to have taken place only a fraction of the orbital period before 363, the comet is expected to have returned to perihelion as a swarm of fragments, as there was no time for their dispersal along the orbit. And two, since the appearance of several daylight comets is per se much less statistically likely than the appearance of a single daylight comet, the perfect timing is by that margin indicating virtually no chance of some sort of a coincidence.

Third, the appearance in broad daylight implies extraordinarily brilliant objects and their likely small distance from the Sun both in the sky and in space. One immediately suspects sungrazers in general and the Kreutz sungrazers in particular. This inference is supported by the enthralling way that led me to recognize the significance of this remarkable event in the first place. It was Seargent’s (2009) remark on Ammianus’ report that attracted my attention. He observed that at the time of the year (say, November–December) Kreutz sungrazers “*would have had a strong southerly declination and might have been seen ... only in the daytime close to perihelion.*” This example demonstrates that the Kreutz sungrazers spontaneously cross one’s mind upon reading the words by Ammianus.

Fourth, even though the lack of detail in Ammianus’ narrative is rather regrettable, there may be reasons why the information on the number of comets and the extent of their appearance over the sky and in time is missing.

Table 2
Expected Duration of Daylight Kreutz Sungrazer Swarm
As Function of Solar Elongation

| Solar elongation, ϵ | Event's expected duration, Δt (days) | Solar elongation, ϵ | Event's expected duration, Δt (days) |
|------------------------------|--|------------------------------|--|
| 1° | 0.2 | 15° | 7.8 |
| 3 | 0.8 | 21 | 12.1 |
| 6 | 2.2 | 28 | 17.7 |
| 10 | 4.5 | 36 | 24.8 |

Intuitively, Ammianus' words seem to imply that more than one comet was seen *at the same time*. If so, there is to be a relationship between the number of fragments and the extent of their distribution in space and time. A crude assessment of these correlations is obtained from the following exercise.

Let there be n fragments distributed up to a heliocentric distance r along a perihelion arc of a Kreutz orbit approximated by a parabola. The time from perihelion, $t - t_\pi$ (in days), varies with the heliocentric distance (in AU) according to the well-known formula:

$$t - t_\pi = \mp 27.4(r + 2q)\sqrt{r - q}, \quad (2)$$

where the minus sign applies before perihelion, the plus sign after perihelion, and q is the perihelion distance in AU. Approximating a Kreutz orbit by $q \rightarrow 0$, the times of the first and last fragments relative to the perihelion time t_π are, respectively, $t_1 - t_\pi$ and $t_n - t_\pi$; the time interval $t_n - t_1$ (in days) equals

$$\Delta t = \lim_{q \rightarrow 0} (t_n - t_1) = 54.8 r^{\frac{3}{2}}. \quad (3)$$

I now vary the solar elongation ϵ of the first and last fragments that corresponds to their distance r and compute the implied time interval Δt equal to the expected duration of the event. The relation between ϵ and r involves the projection of the comet's path as seen from the Earth. I approximate the direction of motion of the comet by the direction of its line of apsides, given by an ecliptic longitude L_π and latitude B_π . If the Earth's longitude measured from the Sun at the time of observation was L_\oplus , the angle θ that the apsidal line made with the Earth's direction is given by

$$\cos \theta = \cos B_\pi \cos(L_\pi - L_\oplus) \quad (4)$$

and the heliocentric distance is related to the solar elongation by

$$r = \frac{r_\oplus \sin \epsilon}{\sin(\epsilon + \theta)}, \quad (5)$$

where $r_\oplus \simeq 1$ AU is the distance Sun-Earth at observation. The event's expected duration is therefore approximately equal to (in days)

$$\Delta t = 54.8 \left[\frac{\sin \epsilon}{\sin(\epsilon + \theta)} \right]^{\frac{3}{2}}. \quad (6)$$

For the estimated observation time of 363 November 15 I find $L_\oplus = 54^\circ.1$ and from Sekanina & Kracht (2022) the average values for Lobe I and Lobe II: $L_\pi = 282^\circ.7$ and $B_\pi = +35^\circ.4$ (all equinox J2000). From Equation (4) it follows that $\theta = 57^\circ.4$ and Equation (6) then provides

a relation between the solar elongation and the event's expected duration which is presented in Table 2.

The range of solar elongations has intentionally been stretched in either direction to make sure that a ballpark of plausible values is covered. In modern times, rather successful attempts have been made to detect a sungrazer, such as Ikeya-Seki in 1965, only a few degrees from the Sun (e.g., Millon 1966; Figure 1 in Sekanina 2022a). However, a daylight observation of this kind is hard to expect in ancient times from people who saw the comets because their appearance was overwhelming and impossible to overlook, not because of observation-facilitating arrangements made in anticipation of possible detection (such as looking for a location where the Sun's rays are blocked by a building, etc.). For these reasons and also because of an inevitable crowding of comets over a short orbital arc, I do not consider the first two entries in Table 2 as feasible. On the other hand, arguments against solar elongations exceeding $\sim 15^\circ$ are even stronger, as the fading of comets with increasing apparent distance from the Sun is known to be steeper than the rate of naked-eye detection. The conclusion is that the most likely area of the sky for seeing the daylight comets (with extremely small perihelion distances) was between 5° and $<15^\circ$ from the Sun and a probable duration of the sightings was 2 to 7 days. I modeled a case with an extent of 4.6 days (Sekanina 2022a).

3.4. A Comet of 1041: Parent to C/1963 R1 (Pereyra)?

The original barycentric orbital period of Pereyra's comet was 904 ± 17 yr (Marsden et al. 1978, Marsden & Williams 2008), so that its predicted previous appearance was in AD 1059 ± 17 . Hasegawa & Nakano (2001) listed a possible sungrazer in AD 1041, at almost exactly 1σ from the prediction. It was seen in China and Korea, first time on September 1, and remained under observation for a record period of more than 90 days.

On the other hand, England (2002) listed *two* Kreutz suspects in 1041: a Korean comet discovered in September, which may also have been seen in Constantinople, and another Korean comet first detected between October 28 and November 26, which was also seen from Europe. The first comet remained visible for more than 20 days, the second for more than 10 days. Ho (1962) also lists two separate objects. However, neither England nor Ho mentioned that the first comet was also observed in China, a point made by Hasegawa & Nakano.

Given the experience with the Great September Comet of 1882, the period of visibility exceeding 90 days implied by Hasegawa & Nakano suggests that the comet may have fragmented at perihelion profusely. Both the one-comet and two-comets scenarios are in principle possible and either makes sense in terms of the relationship with comet Pereyra.

3.5. Great Comet of 1106 (X/1106 C1): Presumed Representative of Population I and Parent to C/1843 D1

Seen in a large number of countries, both in the West, Middle East, and Far East, this spectacular comet was reported to have been first sighted, in broad daylight, in Belgium on 1106 February 2. In the Far East the comet was first detected, after sunset, a week later, when the tail was apparently as long as 100° . The most reliable

records suggest that the object was under observation until about mid-March.

I find no evidence that the identity of X/1106 C1 with Aristotle’s comet (whether with a period of 1477 years or its aliquot part) was proposed by anyone *before* 1843. Pingré (1783) would have been the obvious candidate, but he noted no orbital resemblance to Aristotle’s comet in any other comet. With the arrival of the Great March Comet of 1843 the situation changed dramatically, and I have seen no better account of the frantic activity aimed at identifying possible past returns of this comet than what was presented by Cooper (1852). I comment on this effort in some detail in Section 3.11, but one needs to read Cooper’s notes on the 1843 comet to appreciate the immense obsession of many astronomers in the mid-19th-century with the subject of a single sungrazer that kept coming back. Indeed, a number of objects, sometimes including the Great Comet of 1106 but always the 1843 spectacular sungrazer, were suspected to be returns of Aristotle’s comet, but the proposed orbital periods were invariably much too short, less than 200 years.

Not until four decades later was an attractive scenario presented by Hall (1883) on the occasion of arrival of the Great September Comet of 1882. He began by listing the five comets believed at the time to have similar orbits: Aristotle’s comet⁹ and the comets of 1668, 1843, 1880, and 1882. Hall realized that in order to obtain for the last comet an orbital period close to 794 years that Frisby (1883) derived from the observations, there must have been *three* revolutions about the Sun since the time of appearance of Aristotle’s comet: $2252/3 \simeq 751$ years. The intervening returns were in the years 310 and 989 for the comet of 1668; 368 and 1106 for the comet of 1843; 381 and 1131 for the comet of 1880, and 382 and 1132 for the comet of 1882. Inspecting *A Handbook of Descriptive and Practical Astronomy* (1861) by G. F. Chambers, Hall found no relevant comets recorded in 310, 368, 381, and 989, some suspects in 1131 and 1132, but the book highlighted 1106 with what Hall called a *splendid comet*. He concluded that the pair of Aristotle’s comet and the Great March Comet of 1843 ought to be linked with the comet of 1106, only the previous return missing. This story rebuffs a false notion, often presented in the literature, that the comet of 1106 was first suggested to be a member of the sungrazer group by Kreutz in his famous trilogy, published between 1888 and 1901.

In Hall’s paper, the issue of the perihelion return preceding that in 1106 has remained unsolved, as he found no comet appearing in the year 368. It is unclear why Hall ignored a key comment (even though marred by the 1843 vs 1882 issue) that Frisby (1883) made in the paper that Hall referred to. In reference to Aristotle’s comet Frisby remarked that the Great September Comet “may possibly be its third return, *a very brilliant comet having been seen in full daylight AD 363.*”

Besides Seargent (2009), this is the only Kreutz-related reference to the text by Ammianus Marcellinus that I was able to locate. Combining Hall’s and Frisby’s comments, one gets a rudimentary view of the history of one of the two largest surviving masses of the Kreutz system, which resembles the history that I independently recon-

structed more fully from wider evidence. Ignoring the minor problem with the missing plural in Frisby’s remark on the event of 363, the only comet unaccounted for in the Hall-Frisby narrative is the subject of next section, as Hall said very little on the history of the 1882 sungrazer.

3.6. *Chinese Comet of 1138: Discovering the Missing Link to Population II*

Given that the largest surviving masses of the progenitor’s two lobes in the contact-binary model are identified with the Great March Comet of 1843 (Section 3.11) and the Great September Comet of 1882 (Section 3.13), there should be historical records of their previous appearances in the 12th century. With the comet of 1106 as the only candidate, two major questions waiting for the answers were: (i) which of the two 19th-century sungrazers was associated with the 1106 comet and (ii) what was the 12th-century comet that the other was linked to.

Solutions were proposed in a recent paper on the orbital history of Kreutz sungrazers (Sekanina & Kracht 2022). The problem of the relationship between the comet of 1106 and the two 19th-century spectacular sungrazers was, perhaps unexpectedly, settled by an in-depth investigation of the motion of another sungrazer — the principal nucleus of comet Ikeya-Seki (C/1965 S1). It is known from Marsden’s (1967) work that Ikeya-Seki and the 1882 sungrazer were one comet until the 12th-century perihelion and that Ikeya-Seki split itself at its 1965 perihelion. Marsden’s orbit of Ikeya-Seki’s primary component was the subject of our 2022 paper.

We first determined that an orbital solution, linking 72 preperihelion astrometric observations with 45 post-perihelion observations of the main mass, extending all the way to the last data point on 1966 Jan 14, 85 days after perihelion, provided a result closely confirming the numbers by Marsden. We obtained a barycentric orbital period of 849.6 ± 1.9 years, implying that the previous perihelion occurred early in the year 1116. This is where Marsden stopped. We continued and found that by linking the same preperihelion observations with 42 post-perihelion observations ending on 1965 Dec 24, 64 days after perihelion, the orbital period shortened, placing the previous perihelion at the end of the year 1119, 3.8 years *later*. Continuing further, we established that the previous perihelion moved to 1124.4, when the post-perihelion observations were limited to 36 ending on 1965 Dec 7; to 1126.4, when limited to 23 ending on Nov 20; to 1133.6, when limited to 17 ending on Nov 14; and to 1136.6, when limited to 12 ending on Nov 6, 16 days after perihelion.¹⁰ Extrapolation to the time of presumed breakup of the nucleus of Ikeya-Seki at perihelion, the previous perihelion time came out to be near the year 1140, more than 30 years after the appearance of the 1106 comet!

The obvious conclusion from these computations was that *Ikeya-Seki did not split off from the comet of 1106 and neither did the 1882 sungrazer*. By default, the 1106 comet must have been a member of Population I and the previous appearance of the 1843 sungrazer. This inference is in line with Hall’s (1883) scenario but contradicts Kreutz’s (1888, 1901) belief that the 1106 comet was identical with the 1882 sungrazer.

⁹ With no effect on his arguments, Hall incorrectly used 370 BC as the year of appearance of Aristotle’s comet.

¹⁰ Preperihelion observations alone offered a useless solution with an indeterminate orbital period.

The exercise with the orbit of comet Ikeya-Seki answered the question of the whereabouts of the comet that was its parent and the parent of the 1882 sungrazer only approximately — it was at perihelion around 1140. However, a search in Ho’s (1962) catalogue for historical comets that appeared about that time offered almost instantly a plausible candidate — No. 403. Ho wrote that *on 1138 Sept 3 a broom star*¹¹ *was observed in the east. It went out of sight on Sept 29.*^{12,13}

From the brevity of the description it is obvious that the comet was by no means a spectacle. Even though its intrinsic brightness should have been on a par with the comet of 1106, it was at perihelion at the “wrong” time of the year. Accordingly, the Chinese comet of 1138 is neither among the Kreutz suspects proposed by Hasegawa & Nakano (2001), nor on England’s (2002) list of early possible Kreutz sungrazers. However, Hasegawa’s (1980) catalogue contains this object under No. 636 and it likewise is included in Pingré’s (1783) cometography.

While the reader is referred to Sekanina & Kracht (2022) for details, it suffices to mention here that the historical record is consistent with a perihelion time within days of 1138 Aug 1, if the comet was seen (before sunrise) from a location close to the Sung Dynasty’s capital. The comet’s discovery then occurred 33 days after perihelion. It is well-known that a Kreutz sungrazer is extremely hard to observe from the ground (except in daylight if bright enough) when it passes perihelion between mid-May and mid-August (e.g., Marsden 1967), as it then approaches and leaves the Sun from behind. The parent of the 1882 sungrazer and Ikeya-Seki obviously was this case. In fact, it is remarkable that it was detected at all. Accepting for the 1138 comet an absolute magnitude of 2.8 before perihelion and 0.7 after perihelion, its apparent magnitude was predicted at 2.4 on Sept 3 and 4.1 on Sept 29, 0.8 mag above and just about at an estimated limiting magnitude, respectively. At a midpoint of the astronomical twilight the elevation and solar elongation of the comet’s ephemeris position were 11° and 36° on the first date and 31° and 60° on the last date.

Besides being fully consistent with the orbital period of comet Ikeya-Seki corrected for the effect of fragmentation, the timing of the 1138 comet turns out to be in excellent agreement with Marsden’s (1967) prediction of the previous appearance of the 1882 sungrazer; by integrating Kreutz’s (1891) best orbit for nucleus B (or No. 2 in Kreutz’s notation) back in time, Marsden predicted its perihelion to have occurred in April 1138! Marsden dismissed the result as uncertain because of the presumed poor quality of the used visual observations. Instead, it appears that not only Kreutz’s orbit was excellent, but also that nucleus B was by far the comet’s largest mass.

Another support for the Chinese comet of 1138 as the parent of the 1882 sungrazer and Ikeya-Seki comes from the substantially improved agreement between the orbits of the two objects integrated back to 1138 (Sekanina & Kracht 2022) over Marsden’s (1967) results based on his integration back to 1115.

¹¹ Usual translation of *hui*; a star with a tail, like a broom.

¹² As references Ho listed two Chinese sources: *Sung Shih 29/3a* and *Hsü Thung Chien Kang Mu 14/7a*.

¹³ Under the same number Ho also mentioned an apparently independent object seen in Japan in the northwest on Aug 27.

In summary, I feel confident that the Chinese comet of 1138 is the 12th century’s “missing” major sungrazer of Population II and the parent of both the Great September Comet of 1882 and comet Ikeya-Seki. Although its apparent brightness suffered from extremely unfavorable observing conditions, moving on the far side of the Sun, it appears that the comet was on a par with that of 1106 in terms of intrinsic brightness. The sequence of known major surviving fragments down to their third generation is now complete.

3.7. Comet C/1668 E1: A Nuisance and Likely Sibling of the Great March Comet of 1843

I already noted in Section 2 that starting in 1702 the comet of 1668 provoked a debate on its presumed identity with other sungrazers. In the second half of the 19th century the guessing of sungrazers’ identities became a frenzy (Section 3.11), giving this comet — again in the midst of it — a bad reputation. Although observed by Cassini (1668) more than three decades before he initiated the first controversy, the only input to work on the comet’s orbit was provided by a map sent from Goa, then a Portuguese colony in the Indian subcontinent, to Father Ægidius Franciscus de Gottignies in Rome.¹⁴

Yet, no orbit was computed until after the appearance of the great sungrazer of 1843, which looked just like the nearly forgotten comet of 1668. Henderson (1843a, 1843b), who got hold of a copy of the map, took up the task only to find out that the positions read from the map were so uncertain (with errors of up to more than 1°) that the orbital solution was essentially indeterminate. A formal least-squares fit resulted in a set of elements, presented in column 2 of Table 3, which did not support the suspicion that the comet was a sungrazer. An alternative was to force an orbit he had for the 1843 sungrazer and solve only for the perihelion time. Following this line of attack, Henderson obtained a result displayed in the third column of Table 3. Over the most favorable period of sighting, 1668 Mar 9–17, the fit was nearly as good as that by the optimized solution. Schumacher (1843), reviewing Henderson’s conclusions, remarked that the sungrazing orbit with a perihelion time about 24 hours later than adopted would have agreed even better with the observations. Both orbits by Henderson were included by Cooper (1852) and by Galle (1894) in their catalogues.

Nearly sixty years later, Kreutz (1901) essentially repeated Henderson’s work and obtained results that — as one would expect — were not dramatically different. His best parabolic solution is shown in column 4 of Table 3, while forcing his elliptic orbit for C/1843 D1 in column 5. The last column offers an orbit that fits exactly the positions on the first and last days, March 9 and March 17. This is a very poor solution, the worst in Table 3, leaving strong systematic trends in the residuals. Yet, this was the comet’s orbit selected for the catalogue by Marsden & Williams (2008). I admit that the reasoning behind this choice somehow eludes me. An important additional piece of information that Henderson could not offer was Kreutz’s determination that the motion of the

¹⁴ Some accounts of the story mistakenly claim that Gottignies made the observations; in fact they apparently were made by an unknown Jesuit.

Table 3
Sets of Orbital Elements for Comet C/1668 E1 (Equinox J2000)

| Orbital element | Author | | | | |
|--|-------------------------------|-------------------------------|----------------------------|----------------------------|----------------------------|
| | Henderson (1843) ^a | Henderson (1843) ^b | Kreutz (1901) ^c | Kreutz (1901) ^d | Kreutz (1901) ^e |
| Perihelion time, t_π (1668 TT) | Feb 25.282 | Feb 29.3 | Feb 26.379 | Mar 1.433 | Feb 28.080 |
| Argument of perihelion, ω | 206°.680 | 80°.258 | 219°.878 | 82°.582 | 109°.813 |
| Longitude of ascending node, Ω | 198°.100 | 1°.924 | 181°.354 | 3°.444 | 3°.215 |
| Orbit inclination, i | 27°.077 | 144°.077 | 35°.163 | 144°.343 | 144°.381 |
| Perihelion distance, q (AU) | 0.251 | 0.0048 | 0.298 | 0.00554 | 0.0666 |
| Orbit eccentricity, e | 1.0 | 1.0 | 1.0 | 0.999916 | 1.0 |
| Orbital period, P (yr) | | | | 535 | |
| Sum of squares of residuals ^f (deg ²) | 12.2 | 12.9 | 4.2 | 8.5 | 21.6 |

Notes.

^a Best fit to observations on Mar 9–21.

^b Aimed at fitting observations on Mar 9–17 using orbit for C/1843 D1.

^c Best fit to observations on Mar 9–17.

^d Best fit to observations on Mar 9–17 using elliptical orbit for C/1843 D1.

^e Solution fitting perfectly observations on Mar 9 and Mar 17; presented in the Catalogue of Cometary Orbits (Marsden & Williams 2008).

^f Summed up over the observations of Mar 9–17.

1668 comet was much more consistent with the motion of the Great March Comet of 1843 than with the motion of the Great September Comet of 1882. Quite probably, the comet of 1668 was a major Kreutz sungrazer of Population I.

Brand-new developments reported by Golvers (2025) suggest that the comet of 1668 was observed by a Jesuit in Macau, as documented by a fragment of a personal diary, and by another Jesuit living in Peking, now confirming previously suspected evidence, based on the contents of a letter (Golvers 2014). The existence of these documents is in broad agreement with the statement by Hasegawa & Nakano (2001) that many records of the 1668 comet are known in China, as well as Korea and Japan. However, I am at present unsure whether this new information includes any positional data of sufficiently high quality to contribute to a significant improvement of the comet’s orbit.

My search in the literature, especially that dated before 1843, for any suggestions of the possible identity of the 1668 and 1106 comets turned out to be negative. This may or may not have been affected by Cassini’s proposed identity of the comets 1668 and 1702 and the implication, mentioned by Schumacher, of their relationship with Aristotle’s comet. Indeed, the identity of the comets of 1668 and 1702 implied an orbital period of 34 years, which multiplied by 60 made it very close to 372 BC. On the other hand, these numbers indicate that it was 16.5 revolutions about the Sun to get from 1668 back to 1106. One would have to assume that between 1668 and 1702 the comet made two revolutions in order to fit in the comet of 1106. That may have made the orbital period too short even for Cassini.

The search was motivated by my strong suspicion that the 1668 comet was a major fragment of the 1106 comet, potentially its second largest fragment after the Great March Comet of 1843, that separated at perihelion. This issue is of interest because it may indirectly imply the arrival of a bright Kreutz sungrazer in the relatively near future, as discussed in Section 4.

3.8. Comet C/1689 X1: An Unlikely Kreutz Sungrazer

Reports of sightings at the Cape of Good Hope before perihelion (on 1689 Nov 24–25) and, possibly, at sea near perihelion notwithstanding, the comet was seen mainly in the period of 1689 Dec 8–24, with the tail reaching 68° on Dec 14. Yet, information on its orbital motion was extremely limited and of poor quality, reflected in highly discordant sets of elements, apparent from Table 4; the first two sets are in Cooper’s catalogue, all four in Galle’s. Of much concern is the enormous scatter in the longitude of the ascending node, given the steep inclination of the orbital plane, as well as the fact that the four solutions do not even agree on the direction of the comet’s motion.

There has been a wide range of opinion about the chance that this comet was a member of the Kreutz system. Probably the most positive attitude was expressed by Kendall (1843), who — as noted in Section 2 — believed that this comet was identical with the 1843 sungrazer, based on the set of elements derived by B. Peirce (Table 4). This set not only resembled a sungrazing orbit, but the longitude of the ascending node essentially coincided with that for Population II, whose existence was unknown at the time. More recently, the comet was apparently considered a Kreutz sungrazer by England (2002), who assigned it the highest possible rank.

On the other hand, Vogel (1852a), the author of another orbit listed in Table 4, dismissed the idea of the 1689 and 1843 comets being identical as “*not by any means admissible*.” Also skeptical about the prospects of the 1689 comet being a member of the sungrazer system were both Kreutz (1901) and Holetschek (1892), the author of the orbit included in Marsden & Williams’ (2008) catalogue. Trying to fit the comet’s observations with the orbit of the 1882 sungrazer, Holetschek complained that he hit “*significant obstacles*,” while Kreutz remarked that the orbit of the 1843 sungrazer was even less appropriate for the purpose than the orbit of the 1882 sungrazer. Finally, the 1689 comet was not on Hasegawa & Nakano’s (2001) list of Kreutz suspects. Early orbital efforts were extensively reviewed by Plummer (1892).

Table 4
Sets of Orbital Elements for Comet C/1689 X1 in Galle’s (1894) Catalogue (Equinox J2000)

| Orbital element | Author | | | |
|---------------------------------------|----------------------------|------------------------------------|----------------------|--------------------------------|
| | Pingré (1784) ^a | Peirce (Kendall 1843) ^a | Vogel (1852a, 1852b) | Holetschek (1892) ^b |
| Perihelion time, t_π (1689 TT) | Dec 2.122 | Dec 2.640 | Nov 29.700 | Nov 30.659 |
| Argument of perihelion, ω | 59°.990 | 73°.024 | 180°.785 | 78°.134 |
| Longitude of ascending node, Ω | 328°.076 | 348°.619 | 94°.775 | 283°.754 |
| Orbit inclination, i | 110°.753 | 149°.624 | 120°.919 | 63°.204 |
| Perihelion distance, q (AU) | 0.0169 | 0.0103 | 0.0189 | 0.0644 |

Notes.

^a Included in the catalogue by Cooper (1852).

^b Included in the catalogue by Marsden & Williams (2008).

3.9. Comet C/1695 U1: Another Miss?

This comet was another example of the obsession with the presumed previous appearances of the Great March Comet of 1843. This time the affected astronomer was von Boguslawski (1845), who in a letter to Schumacher wrote that the “*previous appearance of the 1843 comet took place in 1695. Adopting 1695 October 24 as the time of perihelion passage, all data on [the comet’s] apparent motion, which Pingré refers to in his Cométographie, are readily described with the parabolic elements for the 1843 comet . . .*” And he continued, “*with an orbital period of 147 years and 4 months (increased up to 147 years and 9 months, as needed) one encounters the great comets of 1548, 1401, 1254, 1106, 367, 219, and AD 72, and finally the one from 371 BC, whose appearance was described by Aristotle in the 1st book, chapter VI of his Meteorologie. Of these are the appearances in 1106 and at the time of Aristotle . . . so unmistakably similar to that in 1843 that there can be almost no doubt on the identity.*”

Although there is nothing wrong with the text I typed in boldface, one does not need to involve the 1695 comet¹⁵ or any of the other comets between the years 72 and 1548, as the identity of the comets of 371 BC, 1106, and 1843 is supported by the fact that the gap between 371 BC and 1106 is almost exactly twice as long as the gap between 1106 and 1843. Interestingly, none of the comets recorded in the years 72, 219, 367, 1254, 1401, or 1548 is on Hasegawa & Nakano’s (2001) list of Kreutz suspects.

Kreutz (1901) considered the data on this comet collected in Pingré’s *Cométographie* essentially useless, and von Boguslawski’s letter may have alerted him to initiate an investigation of the whereabouts of a set of additional observations. J. C. Burckhardt, a German-French astronomer, found out in 1812 that numerous observations of the 1695 comet were secured by P. Patouillet on Oct 29–Nov 17 (UT) from a ship *Le Floriant* when sailing the Arabian Sea. Announced by J. N. Delisle in 1751, the results comprised a document that was part of his bequest and became eventually published¹⁶ by Burckhardt (1817) together with a set of (very crude) elements.

¹⁵ This story continued (and got worse) after the appearance of comet C/1880 C1 thanks to Weiss (1880); see Section 3.12.

¹⁶ Kreutz (1901) pointed out that when the comet of 1695 became a subject of increasing interest after the discovery of the 1843 sungrazer, most astronomers knew about Burckhardt’s elements, but not the observations; this explains why von Boguslawski asked Schumacher for help to get them published — they already were.

Kreutz (1901) was apparently the first to exploit these observations extensively. Of the 21 data points, eight had to be rejected right away. Two of the better orbits that he derived from the remaining 13 observations are listed in Table 5, IIIa — the first and better one — being the set included in Marsden & Williams’ (2008) catalogue. It is closer to a sungrazing orbit (although the perihelion distance is still much too large), but the angular elements are outside the range of the Kreutz orbits. Orbit IVa has the longitude of the ascending node and inclination in the Kreutz range, but it is not even a sunskirting orbit. Note that this orbit indicates that the comet passed through perihelion on exactly the same date as comet Ikeya-Seki 270 years later — a pure coincidence.

Overall, Kreutz was not inclined to consider the comet a member of the sungrazer system, because his attempts to fit the observations by the orbits of the Great March Comet of 1843 or the Great September Comet of 1882 (solving only for the perihelion time) both left very large systematic residuals of up to nearly 8°. Comparing the two he remarked that the unsatisfactory representation of the observations is even more obvious for the latter than for the former.

England (2002) assigned comet C/1695 U1 the highest possible rank as a Kreutz sungrazer. Similarly, Hasegawa & Nakano (2001) tended to agree that this was a Kreutz sungrazer, based on the Korean and Chinese observations. Koreans recorded it on Nov 3–7, noting that a few days later it disappeared. Chinese saw the comet “after” Oct 22, that is, potentially before or very near perihelion, and noted that it was still visible on Nov 14.

Table 5
Sets of Orbital Elements for Comet C/1695 U1 (Equinox J2000)

| Orbital element | Author: Kreutz (1901) | |
|--|-----------------------|------------|
| | Orbit IIIa | Orbit IVa |
| Perihelion time, t_π (1695 TT) | Oct 23.768 | Oct 21.113 |
| Argument of perihelion, ω | 59°.117 | 118°.582 |
| Longitude of ascending node, Ω | 286°.019 | 342°.043 |
| Orbit inclination, i | 93°.589 | 145°.400 |
| Perihelion distance, q (AU) | 0.0423 | 0.1542 |
| Sum of squares of residuals ^a (deg ²) | 60.9 | 84.9 |

Note.

^a Summed up over 13 observations of Oct 28–Nov 17.

3.10. Comet X/1702 D1: An Apparent Member of Population II

Unlike in the cases of the comets of 1668, 1689, and 1695, the prefix for this comet acknowledges that no orbit could be computed. Indeed, the comet is not included in Cooper's, Galle's, or Marsden & Williams' catalogues. Yet, Kreutz (1901) expended much effort to learn as much as possible about the motion of the 1702 comet by examining remarks by three independent observers, referring to the path of the comet between Feb 27 and Mar 2. He concluded that these observations “can be represented by the orbits of the [1843 and 1882] sungrazing comets and that, in particular, it is the orbit of [C/1882 R1] that best satisfies the tested conditions.”

On the strength of Kreutz's conclusion, supported by England's (2002) very high ranking of the comet, it is reasonable to argue, in the context of the contact-binary model, that X/1702 D1 apparently was a fragment of the Chinese comet of 1138 (Section 3.6) and thus a member of the Kreutz system's Population II.

3.11. Remarkable Comet C/1843 D1: The Most Massive Surviving Fragment of Lobe I

Numerous daylight observations of this magnificent object at close proximity of the Sun, made at most merely hours from the time of perihelion on 1843 Feb 27.91 UT, were a momentous experience. The tail reached a maximum length of nearly 50° later in March, when it appeared almost perfectly straight as a result of the Earth's transit across the comet's orbital plane on Mar 22.8 TT.

Many 19th-century astronomers were both convinced about, and fascinated by, the 1843 sungrazer's identity with historical comets. A nice account of his own outlook was presented by Cooper (1852), demonstrating the sheer extent of his involvement in the debate (Section 2). The issue at the time was not the likelihood of identity of the 1843 sungrazer with any previous comet but, rather, with which and how many comets, as well as what actually was the orbital period. The undisputed favorite was the comet of 1668, so that the periods did not exceed 175 years (e.g., Arago 1843). Besides the already mentioned proponents, the idea of two or more objects being the same comet was supported (or accepted as plausible) by Laugier & Mauvais (1843a), Nicolai (1843), Capocci (1843), Valz (1843), etc. And later on, Laugier & Mauvais (1843b) proposed a new, shorter period of 35.1 years, close to $\frac{1}{5}$ of the 175 years, and identified “similarly looking comets” in the years 1843, 1702, 1668, 1528, 1492, 1457, 1106, 1001, 685, 580, 369, 335, 194, 159, and -367. Aristotle's comet and the comet of 1106 figured in these scenarios as only two of many candidates.

Cooper's (1852) plan of action was to select 47 historical comets from Pingré's (1783, 1784) *Cométographie* to serve as candidates for a previous appearance of the 1843 sungrazer, confronting them with four potential orbital periods: the basic one, given by the appearances of the 1668 and 1843 comets, and by the three shorter ones, proposed by von Boguslawski (1845), by Laugier & Mauvais (1843b), and Clausen (1843), respectively: 175, $147\frac{1}{3}$, 35.1, and $21\frac{5}{6}$ years. An elaborate examination of plausible sequences of the candidate objects (whose likelihood of being sungrazers was weighted) showed that the largest number of candidates was offered by the period of 35.1 years.

What happened next? Hubbard's (1851, 1852) comprehensive investigation of the 1843 sungrazer's motion, completed at about the same time as Cooper's catalogue, indicated a likely orbital period between 530 and 800 years, profoundly inconsistent with the hypothesis of a single returning object. And thirty years later, the nucleus of the 1882 sungrazer split into several fragments at perihelion and the controversial paradigm of one object's recurring appearances collapsed almost overnight.

3.12. Comet C/1880 C1: The Last Hope for the Single-Object Believers

Yet, before the hypothesis of a single returning object was definitively discredited, the Great Southern Comet of 1880 (C/1880 C1) offered one last chance to the hopeless cause. Its orbit turned out to be almost a copy of the orbit of the Great March Comet of 1843. All one had to admit was that the orbital period now was not 35.1 years, but 36.9 years, not much of a difference.

This indeed was the conclusion that Weiss (1880) came up with, arguing that the comet of 1843 returned. He noted that 36.9 years is almost exactly one quarter of the period proposed by von Boguslawski (1845) and suggested that the comets of 1695, 1511, 1363, 1179, 1106 were previous appearances of the 1880 (and 1843) comet. Weiss was enthusiastically supported by Meyer (1880), who reported a preliminary orbit for the new comet derived on the assumption of a 36.9 year period. To support this scenario, Meyer cited Plantamour's (1846) result of 21.9 years for the orbital period of the Great March Comet of 1843. However, Plantamour ended his paper with a prediction that the comet would return in the first days of 1865, a lost cause in 1880. Subsequently, Meyer (1882) used a standard method of orbit determination to compute a “definitive” set of elements for the 1880 sungrazer; finding that the solution was indeterminate, he had to bypass the problem to estimate that the orbital period ranged between 31.5 and 47.7 years, a result that Kreutz (1901) was unable to confirm.

Then the research appears to have taken a peculiar turn. Galle (1894) pointed out that in a special essay on the sungrazing comets of 371 BC, 1668, 1843, and 1880 E. F. W. Klinkerfues affirmed that because of the considerable proximity to the Sun at perihelion, a sungrazer's motion could be subjected to a dramatic shortening of the orbital period and that after 1880 it should further drop to only 17.5 years.¹⁷

In the context of the then popular hypothesis of resisting medium (e.g., Encke 1836), the issue was addressed by von Oppolzer (1880). Based on the data available for comet 2P/Encke and some other short-period comets, he estimated for a sungrazer an increase in the inverse semimajor axis to be less than 0.0003 AU^{-1} per revolution about the Sun. This is more than two orders of magnitude smaller than implied by the assumption that the comets of 1668, 1843, and 1880 are one object.

¹⁷ I have been unable to locate the essay; I did not find a word about it even in Klinkerfues' obituaries. However, it is easy to reconstruct his prediction of a diminishing orbital period. Between 1668 and 1843 the period was 175.0 years, equivalent to an inverse semimajor axis of $1/a = 0.0320 \text{ AU}^{-1}$. Between 1843 and 1880 the period dropped to 36.9 years. Equivalent to $1/a = 0.0902 \text{ AU}^{-1}$, this is an increase in $1/a$ by $0.0902 - 0.0320 = 0.0582 \text{ AU}^{-1}$. After 1880 the $1/a$ -value should become $0.0902 + 0.0582 = 0.1484 \text{ AU}^{-1}$, which indeed is equivalent to a period of 17.5 years.

Unlike von Oppolzer, von Rebeur-Paschwitz (1884) did not wish to address the issue of whether the hypothesis of resisting medium was at the root of the potentially diminishing orbital period of the 1880 sungrazer. Instead, he wanted to find out whether its observations were reasonably consistent with an orbital period of 17.18 years,¹⁸ which the post-perihelion motion of the comet should have complied with, if the hypothesis applied. His computations showed that in comparison with a mean residual of $\pm 3''.09$ left by Meyer's (1882) orbital solution with a period between 31.5 and 47.7 years, forcing a period of 17.18 years led to an orbital solution that left a mean residual of $\pm 4''.83$. Although larger than Meyer's, the difference was deemed insignificant enough by von Rebeur-Paschwitz that he felt the shorter period could not be ruled out. Kreutz's (1901) subsequent in-depth analysis of the motion of the 1880 sungrazer led him to a conclusion that its orbit could not be distinguished from a parabola.

As pointed out in Section 2, the 1880 comet arrived at a time when the new hypothesis of a multitude of objects moving in very similar orbits was spearheaded as an alternative explanation for the recurring appearances of sungrazers. Time was getting ripe for a confrontation between the two competing scenarios.

3.13. *Stunning Comet C/1882 R1: End of Controversy*

The arrival of yet another sungrazer only 31 months after comet C/1880 C1 was a shock, because the time gap between the two was nearly ten times shorter than the shortest expected period had suggested. Yet, one guy (Penrose 1882) managed to graphically determine an early orbit for the new comet with a period of 480 days! Although the comet was discovered and tracked before perihelion, most sets of orbital elements were determined mainly from the post-perihelion observations. And while these results clearly showed that there were fairly large differences between this and the 1880 comet in both the position of the orbital plane and the perihelion distance, it was clear that both orbits were sungrazing.

Hopeful signs of a breakthrough event needed for abandoning the hypothesis of a single returning object may have appeared as early as 10 hours after the comet's perihelion passage, but the person was unaware that his observation was of potentially momentous importance. I am talking about Gill's (1882) remark that he "*was astonished at the brilliancy of the comet*" as it rose in the east a few minutes before the Sun in the morning of September 18. Gill continued that "*to my intense surprise the comet seemed in no way dimmed in brightness*" after sunrise. To see it in broad daylight "*it was only necessary to shade the eye from direct sunlight with the hand at arm's-length.*" Gill was not alone who commented on the extraordinary brightness of the nucleus. For example, as part of their spectroscopic observations with a 24-cm telescope, Thollon & Gouy (1882) remarked that the nucleus was very bright and fairly large on September 18.6 UT; similarly, Wilson (1883) reported it very

¹⁸ The difference between von Rebeur-Paschwitz's and Klinkerfues' values for the predicted orbital period is explained by rounding off the relevant value of $1/a$ to two decimals: 0.1484 AU^{-1} becomes 0.15 AU^{-1} , equivalent to 17.18 years. One could question retaining the two decimals for the period, but the discrepancy of 0.32 year made no difference in practice.

bright and round in the finder of the 28-cm equatorial of the Cincinnati Observatory on September 18.8 UT; etc. I am aware of no such explicit statements made 24 hours earlier, hours *before* perihelion, so that the post-perihelion reports of a prominent nuclear condensation may suggest a genuine anomaly.

I mention these comments because it is rather common that the breakup of a comet's nucleus is accompanied by an outburst. It is conceivable that the nuclear condensation of the 1882 comet brightened because it split at perihelion. However, some cometary outbursts are not associated with nuclear fragmentation, so that flaring-up is not a fully reliable breakup signature.

There is another feature that can provide evidence of a recent breakup. It is well-known that fragments of a split nucleus separate at extremely low, near-zero velocities, so that it takes a long time before the distances between the fragments are large enough to detect from the Earth. Experience with more recent split comets and improvements in modeling the motions of fragments show that — depending on the spatial resolution of the used telescope — seldom is their separation seen earlier than a few weeks after the event. What is detected earlier than the individual fragments is a *steadily increasing elongation* of the nuclear condensation.

In the case of the 1882 sungrazer, it was communicated by de Bernardières (1882), the leader of the French Venus-transit expedition to Chile, that, employing an equatorial, L. Niesten observed the comet's nucleus to be oval and tilted about 30° to the tail axis on September 21.45 UT, less than four days after perihelion. Barnard (1883) reported the first detection of an elongated nucleus, in the direction of the tail, on September 27. He continued that the nucleus was slightly more elongated on October 1, six or seven times as long as it was broad on October 4, and still much more elongated and separated into three unequal parts on October 5. On the other hand, in the long postponed publication, Gill (1911) wrote that there was not "*any appearance of elongation noted during the observations of September 28. On September 30 ... Dr. Elkin ... with the limited aperture of the heliometer saw only an elongation of the central or most condensed part of the nucleus, whilst [Mr. Finlay], with the 6-inch equatorial, figured a decided separation of the central condensation into two separate points of condensation.*" From this evidence Gill concluded, somewhat naively, that the "*disruption of the nucleus and the formation of separate points of condensation seem therefore to have commenced between September 28^d 17^h and September 30^d 17^h C.M.T.*" Yet it is rather obvious that just as Elkin did not see the secondary nucleus on the 30th because of inadequate spatial resolution, neither did Finlay nor Elkin detect the elongation on the 28th either for the same reason or because of poor seeing.

More trustworthy were Gill's (1911) remarks on the appearance of the comet's nucleus before perihelion. He said that the "*[nuclear] condensation became a smaller and more sharply defined perfectly circular disc as the comet approached perihelion*" and that on September 17, only hours before perihelion, the "*central condensation or nucleus was certainly single. Half-an-hour before its disappearance at the Sun's limb its diameter was 4'' according to Mr. Finlay's measures.*" These descriptions are consistent with a breakup at perihelion.

By the first days of October, the presence of two condensations was detected at several observatories. The nuclear region eventually developed into a chain of fragments, which lined up like beads on a thread of worsted and were enveloped by diffuse material. Kreutz (1888) listed nine reports of a double nucleus by October 7.0, 19 by October 14.0, and 35 by October 21.0 UT. Three separate condensations were seen for the first time on October 6 and four on October 13. Altogether, up to six condensations were detected simultaneously, but the separation distances among them were not always measured. The nuclear train was steadily growing in length and so were the gaps between the condensations.

The impressive appearance of the fragmenting nucleus of the Great September Comet of 1882 with the far-reaching ramifications was surely the most powerful argument to refute the hypothesis of a single returning object: if it happened in 1882, it must have happened a number of times before, and the observed sungrazers were products of such past events of nuclear fragmentation. After the arrival of comet Ikeya-Seki in 1965 Marsden (1967) offered a proof that one such event did undoubtedly take place in the early 12th century.

Kreutz's (1888, 1891) orbital computations of the 1882 sungrazer contributed significantly to the speedy acceptance of the new hypothesis. First of all, by successfully linking the preperihelion astrometric observations of the single nucleus with the post-perihelion ones of four nuclear fragments Kreutz showed that the Sun's corona did not measurably affect the comet's orbital motion and did not change its period, thereby ruling out any resisting-medium effects. Second, by computing high-quality orbits for the four nuclear fragments, Kreutz showed that their orbital periods were in a range of 600–1000 years, comparable to the orbital period derived by Hubbard (1851, 1852) for the Great March Comet of 1843, but one order of magnitude longer than those typically assigned to sungrazers by the hypothesis of a single returning object. And third, the gaps *between* the orbital periods of the four nuclear fragments computed by Kreutz were in a range of 60 to 100 years, comparable to, and accounting for, the times that the hypothesis of a single returning object required for the orbital periods of sungrazers.

Kreutz's (1891) investigation of the comet's orbital motion went beyond the three points. One of the second-order issues that he did not miss was the independent derivation of the nuclear fragments' orbital elements from (i) linked pre- and post-breakup astrometric observations and (ii) post-breakup observations alone. The differences between the orbital periods obtained these two ways allow one to estimate the orbital period of the single, pre-split nucleus (whose direct computation failed). In spite of the fairly large errors, the results in Table 6 do suggest that by adding the pre-breakup observations, the orbital period of Fragment A increased, whereas the orbital periods of Fragments C and D decreased, always shifting in the direction toward 772 years, the orbital period of Fragment B (Point 2 in Kreutz's notation), which appears to have been moving essentially in the orbit of the original comet. This was independent evidence for Fragment B as apparently the most massive one among the four.

More recently, application of a standard model for the split comets confirmed that the extensive fragmentation of the nucleus of the 1882 sungrazer took place in close

Table 6
Osculating and Future Orbital Periods of Fragment Nuclei of the Great September Comet of 1882 (C/1882 R1)

| Fragment ^c | Orbital period (yr) | | | |
|-----------------------|---------------------------------------|------------------------|--------------------|--------------------------------------|
| | osculating ^a (Kreutz 1891) | | | future ^b (barycentric) |
| | all obs. ^d | post only ^e | diff. ^f | |
| A | 671.3 ± 6.5 | 665.6 ± 6.4 | +5.7 | 618 |
| B | 771.8 ± 2.8 | 772.5 ± 3.7 | −0.7 | 702 |
| C | 875.0 ± 4.4 | 886.0 ± 7.2 | −11.0 | 787 |
| D | 955.2 ± 8.9 | 967.2 ± 6.7 | −12.0 | 850 |

Notes.

^a At an osculation epoch of 1882 Oct 20.96 UT; the osculating orbital period varies with the osculation epoch.

^b Based on the orbital computations by Sekanina & Chodas (2007); approximately adjusted from slightly different values.

^c Kreutz's designations were: Point 1 for A, Point 2 for B, Point 3 for C, and Point 4 for D.

^d From Kreutz's Elements III, derived from all available astrometric observations (both pre-partition and post-partition).

^e From Kreutz's Elements IV and IV', derived from post-partition astrometric observations only; the values are from Elements IV' for Fragments A and D, and they are averages from Elements IV and IV' for Fragments B and C. (Kreutz did not compute Elements IV for Fragments A and D.)

^f Difference in the sense "all obs." (Elements III) minus "post only" (Elements IV or IV').

proximity of perihelion (Sekanina & Chodas 2007), always < 3 hours after the passage. Since it took 1.8 hours to the 1882 sungrazer to get from the perihelion point to the point of +90° in true anomaly, the heliocentric distance at fragmentation may have exceeded 0.015 AU. It is unclear whether the birth times of the individual fragments did actually coincide.

Comparison with the even more extensive fragmentation of comet Shoemaker-Levy (D/1993 F2) at Jupiter shows common features. Either object fragmented *after* the point of closest approach: 3.1 ± 0.2 hr, derived from eight (E–W) fragments of Shoemaker-Levy (Sekanina et al. 1998); and 2.4 ± 0.4 hr, derived from four (A–D) fragments of the 1882 sungrazer (Sekanina & Chodas 2007), suggesting the presence of inertia effects. Furthermore, unlike in cases of nontidal breakup, the fragments at both ends of the train (A and W in Shoemaker-Levy, and A and D in the 1882 sungrazer) were fainter and presumably less massive, whereas the brightest and presumably most massive fragments (G, K, L, Q in Shoemaker-Levy and B in the 1882 sungrazer) were located near the middle of the train. The very existence of cometary fragmentation in close proximity of Jupiter suggests that the magnitude of the tidal force, not an effect of the high-temperature environment, was the decisive factor in these breakup events.

4. PROSPECTS FOR APPEARANCE OF A BRIGHT KREUTZ SUNGRAZER IN NEAR FUTURE

I already pointed out that the separation velocities of fragments that are released from the nuclei of sungrazing comets at close proximity of perihelion must be extremely low. The widely ranging orbital periods of the fragments can actually be explained even if they separate at (rela-

Table 7

Orbital Period, P_{frg} , of a Sungrazer's Fragment As Function of Perihelion Distance, q (Assumed Location of Fragmentation), Orbital Period of the Parent, P_{par} , and Distance, U , of Fragment's Center of Mass From Parent's Center of Mass Along Radius Vector

| Frag- ment's center of mass, U (km) | $P_{\text{par}} =$ | Orbital period of fragment, P_{frg} (yr) | | | | | |
|---|--------------------|---|--------|--------|---------------------|--------|--------|
| | | $q = 1.2 R_{\odot}$ | | | $q = 1.7 R_{\odot}$ | | |
| | | 650 yr | 750 yr | 850 yr | 650 yr | 750 yr | 850 yr |
| -8 | | 460.8 | 515.8 | 568.1 | 542.3 | 615.1 | 686.0 |
| -6 | | 498.6 | 561.6 | 622.2 | 566.2 | 644.8 | 721.8 |
| -4 | | 541.9 | 614.7 | 685.6 | 592.1 | 677.0 | 760.7 |
| -2 | | 591.9 | 676.8 | 760.4 | 619.9 | 711.9 | 803.3 |
| 0 | | 650.0 | 750.0 | 850.0 | 650.0 | 750.0 | 850.0 |
| +2 | | 718.3 | 837.5 | 958.6 | 682.6 | 791.6 | 901.4 |
| +4 | | 799.5 | 943.3 | 1092.6 | 718.0 | 837.1 | 958.2 |
| +6 | | 897.1 | 1073.5 | 1260.9 | 756.6 | 887.2 | 1021.3 |
| +8 | | 1016.5 | 1236.8 | 1477.3 | 798.8 | 942.5 | 1091.5 |

tion) rest. This is so because of the conditions at the instant of separation. Whereas the fragment and the remaining part of the nucleus still share the same orbital velocity, the heliocentric distances of their respective centers of mass slightly differ. As a result, the fragment and the rest of the nucleus, which itself becomes a fragment, are bound to end up in different orbits, their periods depending on their dimensions.

From the expression for the orbital velocity of a body in the elliptic motion one obtains for a fragment's orbital period, P_{frg} , with high accuracy:

$$P_{\text{frg}} = P_{\text{par}} \left(1 - \frac{2U}{r_{\text{frg}}^2} P_{\text{par}}^{\frac{2}{3}} \right)^{-\frac{3}{2}}, \quad (7)$$

where P_{par} is the orbital period of the pre-split parent comet, r_{frg} is the heliocentric distance at fragmentation, and U is the distance of the center of mass of the fragment from the center of mass of the parent comet along the radius vector; U is negative when the fragment is nearer the Sun at the separation time and vice versa, and $|U|$ can be viewed as a lower limit of the sum of effective semidiameters of the fragment and the parent's remnant. The periods P_{frg} and P_{par} are to be expressed in years and r_{frg} and U in AU.

The variations in the fragment's orbital period with the three parameters are as follows:

$$\begin{aligned} \frac{\partial P_{\text{frg}}}{\partial P_{\text{par}}} &= \left(\frac{P_{\text{frg}}}{P_{\text{par}}} \right)^{\frac{5}{3}}, \\ \frac{\partial P_{\text{frg}}}{\partial U} &= \frac{3}{r_{\text{frg}}^2} P_{\text{frg}}^{\frac{5}{3}}, \\ \frac{\partial P_{\text{frg}}}{\partial r_{\text{frg}}} &= -\frac{6U}{r_{\text{frg}}^3} P_{\text{frg}}^{\frac{5}{3}} = -\frac{2U}{r_{\text{frg}}} \frac{\partial P_{\text{frg}}}{\partial U}. \end{aligned} \quad (8)$$

The rates of variation in P_{frg} as a function of the three parameters share two important features: they increase with increasing P_{frg} and decreasing r_{frg} . An obvious inference from these results is that when fragmentation takes place very close to perihelion, fragments of Popu-

lation I objects should get scattered over periods of time nearly three times as wide as fragments of Population II objects. Accordingly, fragmentation at perihelion implies that — everything else being equal — one is more likely to witness the return to perihelion of a sungrazer of Population II than Population I.

Overall, for fragments of a sungrazing comet separating at close proximity to perihelion, the effect on the orbital period by a shift in U of several kilometers could be dramatic, often reaching hundreds of years, as seen from Table 7. In the light of these computations, the difference of some 300 years between the orbital periods of Fragments A and D of the Great September Comet of 1882 (see Table 6), derived by Kreutz (1891), is not in the least surprising.

Equation (7) is applicable of course not only to a relationship of the parent and a fragment, but between any two fragments as well. Furthermore, one can turn the problem around and ask what radial distance between the centers of mass of two fragments is needed to account for their respective times of appearance. Applied to the pair of the Great September Comet of 1882 and Ikeya-Seki in 1965, with the Chinese comet of 1138 as their previous return to perihelion, one finds $P_{1882} = 744.1$ yr and $P_{1965} = 827.2$ yr, and the radial distance between their centers of mass, $U(1882, 1965)$, then equals

$$U(1882, 1965) = \frac{1}{2} r_{\text{frg}}^2 \left(P_{1882}^{-\frac{2}{3}} - P_{1965}^{-\frac{2}{3}} \right) = 0.000415 r_{\text{frg}}^2, \quad (9)$$

where the units are those used in Equation (7). Expressing now $U(1882, 1965)$ in km and r_{frg} in units of the Sun's radius, one has

$$U(1882, 1965) = 1.34 r_{\text{frg}}^2. \quad (10)$$

An absolute minimum value of U is obtained on the assumption that the heliocentric distance at fragmentation equaled the perihelion distance of the parent comet in 1138, $r_{\text{frg}} = q = 1.73 R_{\odot}$ (Sekanina & Kracht 2022). This option gives

$$U_{\text{min}}(1882, 1965) = 4.01 \text{ km}, \quad (11)$$

a somewhat low estimate. However, the data presented in Section 3.13 suggested that the 1882 and 1965 sungrazers were likely to have separated from one another near $r_{\text{frg}} \simeq 4.1 R_{\odot}$ (equivalent to a fragmentation time of ~ 2.4 hr after perihelion), in which case the effective distance between the centers of mass of the two sungrazers comes out to be

$$U_{\text{eff}}(1882, 1965) \simeq 23 \text{ km}, \quad (12)$$

a more realistic value. Even this is still a lower limit, because the line connecting the centers of mass is assumed in Equation (12) to be aligned with the radius vector.

For a comet's constant initial orbital period, P_{par} , Table 8 demonstrates the high degree of sensitivity of the orbital period of a fragment on the heliocentric distance, r_{frg} , of the location at which it separated from the parent nucleus. The dependence of P_{frg} on the center-of-mass distance U suggests for example that, compared to $1.1 R_{\odot}$, a breakup at $3.1 R_{\odot}$ changes the fragment's orbital period by an amount that in some cases is smaller by more than one order of magnitude.

Table 8

Orbital Period, P_{frg} , of Fragment Separating from a Sungrazer of Orbital Period $P_{\text{par}} = 750$ yr As Function of Heliocentric Distance at Fragmentation, r_{frg} , and Distance, U , of Fragment's Center of Mass From Parent's Center of Mass Along Radius Vector

| Fragment's center of mass, U (km) | Orbital period of fragment, P_{frg} (yr) | | | | | |
|-------------------------------------|---|----------------|----------------|----------------|----------------|----------------|
| | $r_{\text{frg}} = 1.1R_{\odot}$ | $1.5R_{\odot}$ | $1.9R_{\odot}$ | $2.3R_{\odot}$ | $2.7R_{\odot}$ | $3.1R_{\odot}$ |
| -8 | 484.9 | 584.0 | 638.6 | 670.8 | 691.1 | 704.6 |
| -6 | 534.7 | 619.3 | 663.8 | 689.3 | 705.1 | 715.5 |
| -4 | 593.6 | 658.4 | 690.6 | 708.6 | 719.6 | 726.7 |
| -2 | 664.2 | 701.7 | 719.3 | 728.8 | 734.5 | 738.2 |
| 0 | 750.0 | 750.0 | 750.0 | 750.0 | 750.0 | 750.0 |
| +2 | 856.0 | 804.1 | 783.0 | 772.2 | 766.0 | 762.1 |
| +4 | 989.6 | 865.0 | 818.4 | 795.6 | 782.6 | 774.6 |
| +6 | 1161.9 | 934.1 | 856.7 | 820.2 | 799.9 | 787.3 |
| +8 | 1390.7 | 1012.8 | 898.0 | 846.0 | 817.7 | 800.5 |

The principal task of this section is to find out what do the historical records of bright sungrazers and the major effects of near-perihelion fragmentation mean in terms of the prospects for the appearance of one or more naked-eye Kreutz comets in the near future. It turns out that the times between appearances of suspected sungrazing comets, which before 1882 were believed to indicate a single object's orbital period (or a multiple thereof), are in fact determined by the *differences* between the orbital periods of fragments whose origin dates back to the perihelion passage of their parent.

In practice, the gained insight is somewhat impaired by the existence of populations or subgroups, which had not been fully acknowledged until the arrivals of comets Pereyra and Ikeya-Seki in the 1960s.¹⁹ As the populations are independent of one another and their number has grown, the problem of dealing with prospects for future appearances of bright sungrazers has been getting ever more intricate and convoluted. In any case, to facilitate predictions, the problem has first to be categorized by population.

Even then, the prognostication of future spectacular sungrazers is risky and dependent on conditions such as (i) the availability of a feasible algorithm that governs the process of fragmentation in the past and (ii) a good chance that the algorithm will continue to govern the process in the future. This line of attack, the only one I know of, still ignores the ever present stochasticity of the process, introducing uncertainty in proportion to the degree of its influence. The method is very approximate anyway, because it does not distinguish between the heliocentric and barycentric orbital periods (which, strictly, should be taken at the time of fragmentation) and also neglects effects of the planetary perturbations.

Potentially helpful information on Population II was offered by the observed nuclear multiplicity of the 1882 sungrazer (Table 6). Given that this sungrazer and comet Ikeya-Seki were fragments of the same object (Marsden

¹⁹ Even though Kreutz always tested the suspected sungrazers of the late 17th century and early 18th century to see whether their orbits resembled closer the orbit of the 1843 or the 1882 sungrazer, he not once used the term subgroup. Perhaps justifiably, given that the number of sungrazers with orbits of good enough quality known in his time was exactly three. (The orbit of Southern Comet of 1887 was not then known well enough to be classified.)

Table 9

Perihelion Fragmentation Scenarios for C/1882 R1 and the Chinese Comet of 1138 (Population II)^a

| Sungrazer C/1882 R1 | | | | Chinese comet of 1138 | | | |
|---------------------|---------------------|------------------|-----------------------------|-----------------------|---------------------|------------------|-----------------------------|
| Frag-ment | Orbital period (yr) | Differ-ence (yr) | Dist. U_{min} (km) | Frag-ment | Orbital period (yr) | Differ-ence (yr) | Dist. U_{min} (km) |
| .. | | ... | | X/1702 D1 | 564 | 90 | -12.0 |
| A | 618 | 84 | -5.0 | 1792 ^b | 654 | 90 | -5.3 |
| B | 702 | 85 | 0.0 | C/1882 R1 | 744 | 83 | 0.0 |
| C | 787 | 63 | +4.2 | C/1965 S1 | 827 | (62) | +4.0 |
| D | 850 | | +6.8 | (2027.7) | (889) | (62) | (+6.6) |

Notes.

^a Adapted from Sekanina (2024a).

^b A "sun-comet" recorded in China's Shandong Province between April 21 and May 20, 1792 (Strom 2002).

1967), equated with the Chinese comet of 1138 (Sekanina & Kracht 2002), one could compare, side by side, fragmentation sequences in comets of two consecutive generations — the 1138 and 1882 sungrazers. Now, if the 1882 comet was the most massive fragment of the 1138 comet and nucleus B the most massive fragment of the 1882 comet, it makes sense to search for potential similarities in the relationship between the 1882 sungrazer and comet Ikeya-Seki — the two successive fragments of the 1138 comet — on the one hand and between nuclei B and C — the two successive fragments of the 1882 comet — on the other hand. Table 9, adapted from Sekanina (2024a), shows that this search revealed a remarkable coincidence: the difference between the future (barycentric) orbital periods of nuclei B and C (85 yr) *equaled* almost exactly the time between the arrivals of the 1882 and 1965 sungrazers (83 yr), that is, the difference between the barycentric orbital periods of the two comets. Note that column 2 of the table is identical with the last column of Table 6.

As seen from Equations (8), the changes in the fragments' orbital periods, ΔP_{frg} , depend on all three parameters, so that their small variability in Table 9, while viewed positively, provides no path to easy interpretation. Instead, I used ΔP_{frg} to compute the center-of-mass distances U_{min} on the assumption that fragmentation occurred at perihelion. Although I showed above that because of inertia this is not a good approximation, U_{min} could still be used to test the degree of similarity between the 1882 sungrazer and its parent. While the sun-comet of 1792 is a weak point, Table 9 suggests that the trends in U_{min} indeed are nearly identical, from -5.0 to $+4.2$ for the 1882 sungrazers's nuclei A through C against -5.3 to $+4.0$ for the parent's equivalent fragments. The bonus is that U_{min} for nucleus D implies the arrival of an equivalent fragment of the comet of 1138 *in the future*, thereby rendering the *predictive capability!* And Table 9 delivers an undeniably stunning prognosis: **the next naked-eye sungrazer of Population II is predicted to appear in the coming years.** Year 2027 itself should not be taken verbatim, because the uncertainty is at least several years either direction. In this context, was C/2024 S1 a precursor? Given how rare the bright dwarf sungrazers of Population II are, it may very well have been!

Table 10
Perihelion Fragmentation Scenarios for Comet C/1106 C1
(Population I)

| Position of fragment's center of mass, U_{\min} (km) | Derived orbital period, P_{trg} (yr) | Predicted perihelion time AD (yr) | Recorded comet(s) | Ref. ^a |
|---|--|--|------------------------------------|-------------------|
| -12.0 | 418.4 | 1524.5 | 1529 | 1 |
| -5.3 | 558.9 | 1665.0 | C/1668 E1, 1666, 1663 ^b | 1,2 |
| 0.0 | 737.1 | 1843.2 | C/1843 D1 | 3 |
| +4.0 | 945.4 | 2051.5 | | ... |
| (+6.6) | (1140.1) | (2246.2) | | ... |

Notes.

^a Ref.: 1. England (2002); 2. Hasegawa & Nakano (2001); 3. Sekanina & Chodas (2008).

^b In addition, Strom (2002) reported a sun-comet sighted from the Hubei Province of China in August 1665.

I now proceed one step further and apply the same test to Population I. Here one is on extremely thin ice, because there is absolutely no evidence for fragmentation of the Great March Comet of 1843 in close proximity of perihelion. What was then the chance that the 1843 sungrazer's parent, the Great Comet of 1106, *did* fragment near its perihelion? The only evidence that it was then losing mass has been the existence of the SOHO stream of dwarf sungrazers, dominated by Population I and recently successfully modeled (Sekanina 2024b). It should be pointed out that comet Pereyra, which appeared in 1963, 120 years after the Great March Comet of 1843, was not strictly a member of Population I (even though the orbits were similar), because its long barycentric orbital period, exceeding 900 years, was incompatible with the Great Comet of 1106 as its parent.

Unexpectedly, Table 10 offers **another major surprise**: $U_{\min} = -5.3$ km, copied from Table 9, predicts that a **sibling comet of C/1843 D1 should have arrived** in 1665, which differs by merely **three years** from the time of appearance of the celebrated **comet C/1668 E1**, considered by many in the early times to have been the 1843 sungrazer's previous return to perihelion (Section 3.7). Hasegawa & Nakano (2001) listed two other comets in the 1660s as further suspects, while Strom (2002) found a sun-comet in Chinese records precisely in the predicted year 1665! Secondary disruptions of the primary fragment at larger heliocentric distances could account for a fairly tight swarm of sungrazers, if the comets indeed were related. The other negative value of U_{\min} predicted a sungrazer around the year 1524. England's (2002) possible candidate arrived five years later, but its ranking was only 3. Hasegawa & Nakano (2001) offered no suspect within 50 years of the predicted time.

Next, I checked the prognosis for the positive values of U_{\min} : one bright comet of Population I is predicted to appear near 2050 and another one in the mid-23rd century. The first of the two could be comparable in brightness to the 1668 comet.

The two predictions in the course of the next 30 or so years, an exciting one for Population II and less dramatic for Population I, are all that can be offered at this time. Similar predictions for Population IIa and others are precluded by the insufficient database available.

Finally, two important, but highly speculative points. The first is an extension of the problem of a precursor.²⁰ In a recent paper (Sekanina 2024a), the bright dwarf sungrazer C/2024 S1 (ATLAS), unquestionably of Population II, was compared with C/1945 X1 (du Toit). This comparison assumed that du Toit was a member of the same population, which was possible but by no means certain. However, if it was, it makes sense to ask whether du Toit might have been a precursor to Ikeya-Seki, at perihelion 20 years later, and comet ATLAS a precursor to the bright sungrazer predicted to arrive in a few years. If so, the arrival time of ATLAS suggests — when approximately scaled from du Toit — that the predicted comet may not arrive until about the year 2039, intimating the prognosis uncertainty of at least 12 years. I see no lead to removing the large error.

The second point concerns major fragments of Aristotle's comet that had separated from it *before* the birth of the Kreutz system and survived (in whatever size range) to this time. I have in mind large chunks from breakup events that occurred at close proximity of perihelion in 372 BC, less those at the previous perihelion in 1125 BC, and least those at the perihelion in 1901 BC (Sekanina & Kracht 2022). The computed barycentric orbital periods were 734.8 yr between 372 BC and AD 363, 752.3 yr between 1125 BC and 372 BC, and 776.8 yr between 1901 BC and 1125 BC. Reckoned from the present time, the intervals of time to the three perihelia were 2396 yr, 3148 yr, and 3925 yr, respectively. Thus, a fragment separating in 372 BC would return to perihelion in a few years from now, if its mean orbital period has been just about 800 yr, surviving over three revolutions about the Sun; or if it has been just about 600 yr, surviving over four revolutions. (I assume that no sungrazer had an extreme mean orbital period of 1200 yr, surviving over two revolutions.) Similarly, a fragment separating in 1125 BC would return to perihelion in a few years from now, if its mean orbital period has been 790 yr, surviving four revolutions; or if it has been 630 yr, surviving five revolutions; etc. However, a survival time of more than 2–3 revolutions is unlikely, at least in the context of the contact-binary model, which assumes that most mass of the progenitor was in the two lobes, which were still essentially intact when they separated from one another to give birth to the Kreutz system. The fragments that separated from the progenitor earlier should have been smaller (perhaps a few kilometers across at most) and the best chance for surviving up to now have had the ones that detached most recently — the 372 BC fragments.

Before I deal with some of those fragments, I remark that a computed orbit of Aristotle's comet at its 372 BC return had a perihelion distance of 0.0068 AU and future orbital period of 735 yr, so that $U_{\min} = -12.0$ km, -5.3 km, $+4.0$ km, and $+6.6$ km (Table 9) lead, respectively, to $P_{\text{trg}} = 506$ yr, 616 yr, 853 yr, and 947 yr. The candidate sungrazers should have appeared in AD 135, 245, 482, and 576. It is encouraging to see that among the Kreutz suspects in Hasegawa & Nakano's (2001) list is a comet in AD 133 and another one in 245. Then they, as well as England (2002), show the comet of 467, 15 yr

²⁰ Not to be confused with the precursors in the pedigree chart in Figure 3, which represented an intermediate stage between the lobes and the first-generation fragments of the various populations of the Kreutz system.

too early to fit $U_{\min} = +4.0$ km. According to Martínez et al. (2022) this comet moved in a Kreutz-like orbit and, together with the comet of 423, was at one point judged a possible 5th-century appearance of the Great Comet of 1106 (Sekanina & Chodas 2007). Nearest to AD 576 in Hasegawa & Nakano’s list is a comet in 607, an unlikely match, but England has a Kreutz suspect in 582.

A fragment with a mean orbital period of 800 yr would return in AD 429 and the comet that fits fairly well this scenario is of course the comet of 423, the other 5th-century suspect for the previous appearance of the 1106 comet. Unfortunately, 800 yr is more than 50 yr away from the nearest likely orbital period of a fragment separating from Aristotle’s comet at the 372 BC perihelion ($U_{\min} = +4.0$ km). More hopeful is the orbital period of 600 yr, as $U_{\min} = -5.3$ km fits not only the comet of 245, but predicts the following return in the year 861. Both Hasegawa & Nakano and England have a Kreutz suspect in AD 852, England another one in 867. While it may sound disappointing that there is no suspect at all in the 15th century, the sungrazer may have by then crumbled to display instead a SOHO-like stream of dwarf comets. This is perhaps a more attractive explanation than the traditional seasonal effect of missed sungrazers.

One characteristic property of the fragments released from Aristotle’s comet at perihelion is that their longitude of the ascending node is near that of the progenitor, so that in Figure 1 their debris should appear as part of Population Ia, or very close to it, and may be confused with the debris from the neck of the binary. Or, perhaps even more probably, if the neck detached from Lobe I *after* the lobes separated from each other, the neck debris may be concentrated in Population I₀, whose origin is otherwise somewhat mysterious, and Population Ia contains exclusively the debris from the progenitor’s very old fragments, such as the comets of 467 and 852. Hence, one cannot rule out a contamination of the histogram in Figure 1 by a debris of Aristotle’s comet that strictly does not belong to the Kreutz system. Rather intriguing!

5. CONCLUSIONS

In early days, recurring appearances of bright comets near the Sun over the periods of time amounting to from tens to 200 or so years were usually thought to be returns of a single object, the observed times providing information on its orbital period. Astrometry in those days was so poor that no orbit of adequate quality could be computed to actually determine the period. When three or more comets were involved, the treatment of the problem was all arithmetic and no astronomy. If the starting premise of a single body was incorrect (which, except for Halley’s comet, almost universally was the case), the solution usually implied unrealistically short periods, the shorter the larger number of comet appearances was to be accommodated. As a result, the solution was open to the compelling objection of an unacceptably large number of returns at which the comet was not observed.

An appalling example was the widespread belief — after the appearance of sungrazer C/1843 D1 — that this was a return of comet C/1668 E1, thus implying an orbital period of 175 years. However, the new sungrazer was also thought by many to be a return of the Great Comet of 1106. Could both identities be true simultaneously? The problem was that $1843-1106 = 737$ years

and $737/175 = 4.21$, far from an integer. This started the search for an orbital period that should make the comet return in 1106, 1668, as well as 1843. That period, proposed by Laugier & Mauvais (1843b), was equal to 35.1 years: the comet would have made 16 revolutions between 1106 and 1668 and 5 revolutions between 1668 and 1843. But it also should have appeared in 1141, 1176, 1211, 1246, 1281, 1316, 1351, 1387, 1422, 1457, 1492, 1527, 1562, 1597, 1633, 1703, 1738, 1773, and 1808, not to mention the appearances prior to 1106. Inspection of Hasegawa & Nakano’s (2001) and England’s (2002) lists of historical Kreutz sungrazer candidates and Strom’s (2002) table of sun-comets shows that not one of the suspects was observed in any of the above 16 particular years between 1141 and 1703. Likewise, no Kreutz sungrazers and no sun-comets were reported in 1738, 1773, or 1808. This failure contributed to the rejection of the hypothesis of a single returning sungrazing object.

The point that I have tried to make in this paper is that even though scientific interest in the sungrazers began at least three centuries ago, it was less than 150 years ago that a watershed in understanding the nature of sungrazers and, to a degree, comets in general took place following the dramatic show of the fragmenting nucleus of the Great September Comet of 1882 shortly after its perihelion passage. It was this event that not only discredited the hypothesis of a single returning object, with which comet astronomers were obsessed before 1882, but, thanks to Kreutz’s (1891) commendable computations, it finally became indisputable that the orbital periods of the sungrazers were in the general range of 500–1000 yr, whereas the time intervals shorter than 200 yr, taken mistakenly for the orbital periods before 1882, were in fact *differences* between the orbital periods of the individual nuclear fragments. Kreutz was also able to link the preperihelion observations of the original nucleus of the 1882 sungrazer with the post-perihelion observations of the nuclear fragments to show that there was no measurable effect of the solar corona on the orbital motion.

Whereas Kreutz could surely claim the lion’s share of the credit for the progress in understanding the motions of the sungrazing comets in the late 19th century, Hall (1883) was the first to propose that Aristotle’s comet, the Great Comet of 1106, and the Great March Comet of 1843 were three appearances of the same object, pointing out that there was no record of the return in 368.²¹ On the other hand, Kreutz (1888, 1901) believed that the 1106 comet returned as the sungrazer of 1882, while Hall had very little to say about the history of that object.

The next major step forward was the recognition of two subgroups, or populations, of sungrazers thanks to comets Pereyra and Ikeya-Seki, which arrived in 1963 and 1965, respectively, and increased the number of sungrazers with well-determined orbits from three to five. The ramifications were investigated by Marsden (1967), whose most significant contribution was virtual proof that Ikeya-Seki and the Great September Comet of 1882, the two Population II members among these five sun-

²¹ Maxwell Hall (1845–1920), not to be confused with his illustrious American contemporary Asaph Hall (1829–1907), the discoverer of Phobos and Deimos, or Asaph Hall, Jr. (1859–1930), was a British astronomer and meteorologist, who in 1872 settled in Jamaica, where he erected the Kempshot Observatory at Montego Bay. For obituary, see *Mon. Not. Roy. Astron. Soc.*, 81, 259 (1921).

grazers, constituted a single object on the way to the previous perihelion in the early 12th century. This remarkable condition was satisfied over a broad range of assumed perihelion times: for 1106 (Marsden 1967) and even a little better for 1138 (Sekanina & Kracht 2022).

On the other hand, the large differences between Populations I and II in the angular elements and perihelion distance could not be explained by fragmentation at perihelion, and Marsden (1967) realized that this was a major problem. The things got worse, when two new bright sungrazers, appearing in 1970 and 2011, respectively, did not belong to either of the two populations and further extended the orbital range of the Kreutz system. In the meantime, its perception has been changing immensely in the era of coronagraphic discoveries of faint sungrazers from space, especially the Solar and Heliospheric Observatory. The episodic distribution of dwarf sungrazers, many arriving in close pairs or swarms, has been a product of nontidal fragmentation proceeding along the entire orbit and in a cascading fashion (Sekanina 2000, 2002). As an ultimate outcome of this process, enormous numbers of fragments with sizes down to less than 10 meters in diameter disintegrate and sublimate away completely on their terminal approach to perihelion. A constant flow of vast amounts of new information in the past decades has necessitated a thorough revision and update of the model for the Kreutz system. The pyramidal contact-binary model (Sekanina 2021, 2022a, 2022b, 2022c, 2023, 2024a, 2024b, Sekanina & Kracht 2022) has been a response to satisfy these needs.

In the context of this model and as a test of some of its potential implications, I present in this paper specific predictions of two bright, naked-eye Kreutz sungrazers to appear over the next thirty years or so; the prognosis is based on certain patterns believed to be detected in the past and the uncertainty is up to approximately ten or so years. The exciting chance is the predicted arrival of a major member of Population II, possibly comparable to Ikeya-Seki in terms of *intrinsic* brightness, over the next five years, less probably at some time before 2040. The other prognosis concerns a major sungrazer of Population I, which, predicted to appear about 2050, could be comparable to C/1668 E1 in intrinsic brightness.

REFERENCES

- Arago, F. 1843, *Compt. Rend.*, 16, 605, 639, 718
 Barnard, E. E. 1883, *Astron. Nachr.*, 104, 267
 Bernardières, O. de 1882, *Compt. Rend.*, 95, 823
 Boguslawski, M. von 1845, *Astron. Nachr.*, 23, 269
 Burckhardt, J. C. 1817, *Conn. Temps 1817*, 278
 Capocci, E. 1843, *Astron. Nachr.*, 21, 155; also: *Mon. Not. Roy. Astron. Soc.*, 5, 298
 Cassini, G. D. 1668, *Phil. Trans. Roy. Soc.*, 3 (35), 683
 Cassini, G. D. 1702, *Mém. Paris Acad. Sci.* 1702, 101
 Clausen, Th. 1843, *Astron. Nachr.*, 21, 73
 Cooper, E. J. 1852, *Cometic Orbits*. Dublin: A. Thom Publ., 196pp
 Encke, J. F. 1836, *Astron. Nachr.*, 13, 263
 England, K. J. 2002, *J. Brit. Astron. Assoc.*, 112, 13
 Frisby, E. 1883, *Astron. Nachr.*, 104, 159 (erratum: 283); also: *Nat.*, 27, 226
 Galle, J. G. 1894, *Cometenbahnen*. Leipzig: Verlag W. Engelmann, 315pp
 Gill, D. 1882, *Mon. Not. Roy. Astron. Soc.*, 43, 19
 Gill, D. 1883, *Mon. Bot. Roy. Astron. Soc.*, 43, 319
 Gill, D. 1911, *Ann. Cape Obs.*, 2, Pt. 1, 3
 Golvers, N. 2014, *Almagest*, 5 (1), 32
 Golvers, N. 2025, *Almagest*, 9 (2), 88
 Hall, M. 1883, *Obs.*, 6, 233
 Hasegawa, I. 1980, *Vistas Astron.*, 24, 59
 Hasegawa, I., & Nakano, S. 2001, *Publ. Astron. Soc. Japan*, 53, 931
 Henderson, T. 1843, *Astron. Nachr.*, 20, 333; also: *Mon. Not. Roy. Astron. Soc.*, 5, 267
 Hoek, M. 1865a, *Mon. Not. Roy. Astron. Soc.*, 25, 243
 Hoek, M. 1865b, *Mon. Not. Roy. Astron. Soc.*, 26, 1
 Hoek, M. 1866, *Mon. Not. Roy. Astron. Soc.*, 26, 204
 Holetschek, J. 1892, *Astron. Nachr.*, 129, 323
 Hubbard, J. S. 1851, *Astron. J.*, 2, 57
 Hubbard, J. S. 1852, *Astron. J.*, 2, 153
 Kalinicheva, O. V. 2017, *Solar Syst. Res.*, 51, 221
 Kendall, E. O. 1843, *Astron. Nachr.*, 20, 387; also: *Mon. Not. Roy. Astron. Soc.*, 5, 304
 Kirkwood, D. 1880, *Obs.*, 3, 590
 Kreutz, H. 1888, *Publ. Sternw. Kiel*, 3
 Kreutz, H. 1891, *Publ. Sternw. Kiel*, 6
 Kreutz, H. 1901, *Astron. Abhandl.*, 1, 1
 Kronk, G. W. 1999, *Cometography*, Volume 1: Ancient–1799. Cambridge, UK: University Press, 580pp
 Laugier, M., & Mauvais, V. 1843a, *Compt. Rend.*, 16, 781
 Laugier, M., & Mauvais, V. 1843b, *Compt. Rend.*, 16, 919
 Lynn, W. T. 1882, *Obs.*, 5, 329
 Marsden, B. G. 1967, *Astron. J.*, 72, 1170
 Marsden, B. G. 1989, *Astron. J.*, 98, 2306
 Marsden, B. G. 2005, *Annu. Rev. Astron. Astrophys.*, 43, 75
 Marsden, B. G., & Williams, G. V. 2008, *Catalogue of Cometary Orbits 2008* (17th ed.) Cambridge, MA: IAU Central Bureau for Astronomical Telegrams and Minor Planet Center, 195pp
 Marsden, B. G., Sekanina, Z., & Everhart, E. 1978, *Astron. J.*, 83, 64
 Martínez, M. J., Marco, F. J., Sicoli, P., & Gorelli, R. 2022, *Icarus*, 384, 115112
 Maury, M. F. 1846, *Astron. Nachr.*, 24, 135
 Meyer, M. W. 1880, *Astron. Nachr.*, 97, 185
 Meyer, M. W. 1882, *Astron. Nachr.*, 102, 83
 Millon, D. 1966, *Strol. Astron.*, 19, 206
 Nicolai, B. 1843, *Astron. Nachr.*, 20, 349
 Oppolzer, Th. von 1880, *Astron. Nachr.*, 97, 225
 Pechüle, C. F. 1868, *Astron. Nachr.*, 72, 235
 Penrose, F. C. 1882, *Mon. Not. Roy. Astron. Soc.*, 43, 25
 Pingré, A. G. 1783, *Cométographie ou Traité historique et théorique des comètes*. Tome Premier. Paris: L’Imprimerie Royale, 630pp
 Pingré, A. G. 1784, *Cométographie ou Traité historique et théorique des comètes*. Tome Second. Paris: L’Imprimerie Royale, 518pp
 Plantamour, E. 1846, *Mém. Soc. Phys. Hist. Nat. Genève*, 11, 42
 Plummer, W. E. 1892, *Obs.*, 15, 308
 Rebeur-Paschwitz, E. von 1884, *Astron. Nachr.*, 107, 383
 Roche, É. 1849, *Mém. Sec. Sci. Acad. Montpellier*, 1, 243
 Roche, É. 1850, *Mém. Sec. Sci. Acad. Montpellier*, 1, 333
 Roche, É. 1851, *Mém. Sec. Sci. Acad. Montpellier*, 2, 21
 Rolfe, J. C. 1940, *The Roman History of Ammianus Marcellinus*, Book XXV. https://penelope.uchicago.edu/Thayer/E/Roman/Texts/Ammian/25*.html
 Schumacher, H. C. 1843, *Astron. Nachr.*, 20, 397
 Seargent, D. 2009, *The Greatest Comets in History: Broom Stars and Celestial Scimitars*. New York: Springer Science + Business Media, LLC, 260pp
 Sekanina, Z. 1980, in *Comets*, L. L. Wilkening, ed. Tucson: University of Arizona, 251
 Sekanina, Z. 2000, *Astrophys. J.*, 542, L147
 Sekanina, Z. 2002, *Astrophys. J.*, 566, 577
 Sekanina, Z. 2021, eprint arXiv:2109.01297
 Sekanina, Z. 2022a, eprint arXiv:2202.01164
 Sekanina, Z. 2022b, eprint arXiv:2211.03271
 Sekanina, Z. 2022c, eprint arXiv:2212.11919
 Sekanina, Z. 2023, eprint arXiv:2305.08792
 Sekanina, Z. 2024a, eprint arXiv:2411.12941
 Sekanina, Z. 2024b, eprint arXiv:2404.00887
 Sekanina, Z., & Chodas, P. W. 2004, *Astrophys. J.*, 607, 620
 Sekanina, Z., & Chodas, P. W. 2007, *Astrophys. J.*, 663, 657
 Sekanina, Z., & Chodas, P. W. 2008, *Astrophys. J.*, 687, 1415
 Sekanina, Z., & Kracht, R. 2015, *Astrophys. J.*, 801, 135
 Sekanina, Z., & Kracht, R. 2022, eprint arXiv:2206.10827
 Sekanina, Z., Chodas, P. W., & Yeomans, D. K. 1998, *Plan. Space Sci.*, 46, 21
 Strom, R. 2002, *Astron. Astrophys.*, 387, L17
 Thollon, L., & Gouy, L. G. 1882, *Compt. Rend.*, 95, 555
 Valz, B. 1843, *Compt. Rend.*, 16, 925
 Vogel, E. 1852a, *Mon. Not. Roy. Astron. Soc.*, 12, 206
 Vogel, E. 1852b, *Astron. Nachr.*, 34, 387
 Weiss, E. 1880, *Astron. Nachr.*, 97, 61
 Wilson, H. C. 1883, *Publ. Cincinnati Obs.*, 7, 62